

**FALL/SPRING TUITION
REFUND PERCENTAGES**

100%-Day 1-Day 8
 90%-Day 9-Day 14
 50%-Day 15-Day 21
 25%-Day 22-Day 28
 0%-After Day 28

Students who drop or completely withdraw from classes after the 100% refund period will be assessed partial tuition and full student mandatory fees. This refund policy does not apply to drops initiated by faculty.

REGISTRATION FEES

Late Registration Fee	\$25
Course Change Fee	\$10
Transcript Fee	\$15
(First-time entering students-non-refundable)	
Matriculation Fee (One-time fee)	\$30
Learning Strategies Fee	\$15
(First-time Internet students)	
Nursing Fee (LPN Students)	\$50
Nursing Curriculum Fee	\$986
(Payable over 3 semesters)	
Nursing Licensure Fee	\$366
(Payable over 3 semesters)	
Lab Fee (Per course, if applicable)	\$15
Welding Academy Fee (Per course)	\$1,500
FAA Certification Fee (Per semester)	\$350
(Aviation Maintenance Program)	
Cosmetology Fee (Payable over 3 semesters)	\$1,230
International Application Fee	\$50
Tech Learning Center Fee	
(Per transitional course)	\$15
Medical Office Administration Fee	\$120
Non-Destructive Testing Fee (Per course)	\$1,500

**Student mandatory fees are non-refundable
after the 100% refund period.**

PAYMENT METHODS AND DUE DATES

Full payment of tuition and fees is due on or before the date specified on your student account statement(bill)/ course schedule.

Tuition and fees can be paid with credit card/debit (American Express, Visa, MasterCard or Discover) via telephone. Payment can also be made in person, by mailing a personal check or via a payment plan through Nelnet Business Solutions E-Cashier at www.sautech.edu.

CREDIT COURSES

Arkansas Resident	\$108 Tuition per credit hour
	\$ 25 Processing fee per credit hour
	\$ 25 Internet course fee per credit hour
	\$ 5 Facility use fee per credit hour
	\$ 3 Technology fee per credit hour
	\$ 9 Activity fee per credit hour
	\$ 3 Security fee per credit hour
Out-of-State Student	\$156 Tuition per credit hour
	\$ 25 Processing fee per credit hour
	\$ 25 Internet course fee per credit hour
	\$ 5 Facility use fee per credit hour
	\$ 3 Technology fee per credit hour
	\$ 9 Activity fee per credit hour
	\$ 3 Security fee per credit hour

All charges are calculated at a per credit hour rate.

NON-CREDIT INTERNET COURSE FEES

Arkansas Environmental Training Academy
Different rates may apply to AETA certification classes.

1-16 contact hours	\$ 63 per course
17-32 contact hours	\$106 per course
33 or more contact hours	\$149 per course

Arkansas Fire Training Academy & Other Courses

1-16 contact hours	\$15 per course
17-32 contact hours	\$30 per course
33 contact hours and above	\$45 per course

STUDENT MEAL PLANS

\$810 – 9 meals per week
 \$450 – 5 meals per week

HOUSING COSTS

On-Campus	\$1,200 - \$1,400 per semester per resident
Off-Campus	\$1,200 - per semester per resident
Refundable Application/ Damage Fee	\$ 100

Application/damage fee is refundable pending move-out inspection.

*Please note that prices are subject to change without notice.
 For more information on tuition, fees and on-campus housing call the
 SAU Tech Business Office at 870-574-4461 or 870-574-4508.*

SOUTHERN ARKANSAS UNIVERSITY TECH
COMPARISON OF PRIOR YEAR TO CURRENT YEAR (BUDGET)--
24 LINE REPORT
FOR THE YEAR ENDED JUNE 30, 2020

	2018-2019	2019-2020	Difference	% of Total
REVENUE:				
1 TUITION	\$ 3,164,940	\$ 3,511,241	\$ 346,301	28.76%
2 OTHER STUDENT FEES	1,305,890	1,442,814	136,924	11.82%
3 STATE APPROPRIATIONS	5,923,834	5,879,173	(44,661)	48.16%
4 GIFTS AND GRANTS		28,280	28,280	0.23%
5 SALES AND SERVICES	84,600	120,375	35,775	0.99%
6 OTHER	707,587	657,828	(49,759)	5.39%
7 TOTAL E&G REVENUE	11,186,851	11,639,711	452,860	95.35%
8 AUXILIARY REVENUE	497,820	567,380	69,560	4.65%
9 TOTAL OPERATING REVENUES	11,684,671	12,207,091	522,420	100.00%
EXPENDITURES:				
10 SALARIES	4,645,267	4,779,090	133,823	39.15%
11 EXTRA HELP	246,874	293,219	46,345	2.40%
12 FRINGE BENEFITS	1,739,918	1,774,100	34,182	14.53%
13 SUPPLIES AND SERVICES	2,042,049	2,167,588	125,539	17.76%
14 TRAVEL	190,440	248,217	57,777	2.03%
15 UTILITIES	450,300	476,367	26,067	3.90%
16 INSURANCE	71,000	78,523	7,523	0.64%
17 SCHOLARSHIPS	1,508,360	1,634,624	126,264	13.39%
18 EQUIPMENT	356,888	319,396	(37,492)	2.62%
19 LIBRARY HOLDINGS	31,000	43,705	12,705	0.36%
20 TRANSFERS TO (FROM) OTHER FUNDS	77,806	77,806	-	0.64%
21 DEBT SERVICE	324,769	314,456	(10,313)	2.58%
22 MAINTENANCE & SERVICE CONTRACTS			-	0.00%
23 TOTAL OPERATING EXPENDITURES	11,684,671	12,207,091	522,420	100.00%
24 SURPLUS/(DEFICIT)	\$ -	\$ -	-	

NOTES TO THE 24 LINE REPORT – Southern Arkansas University Tech

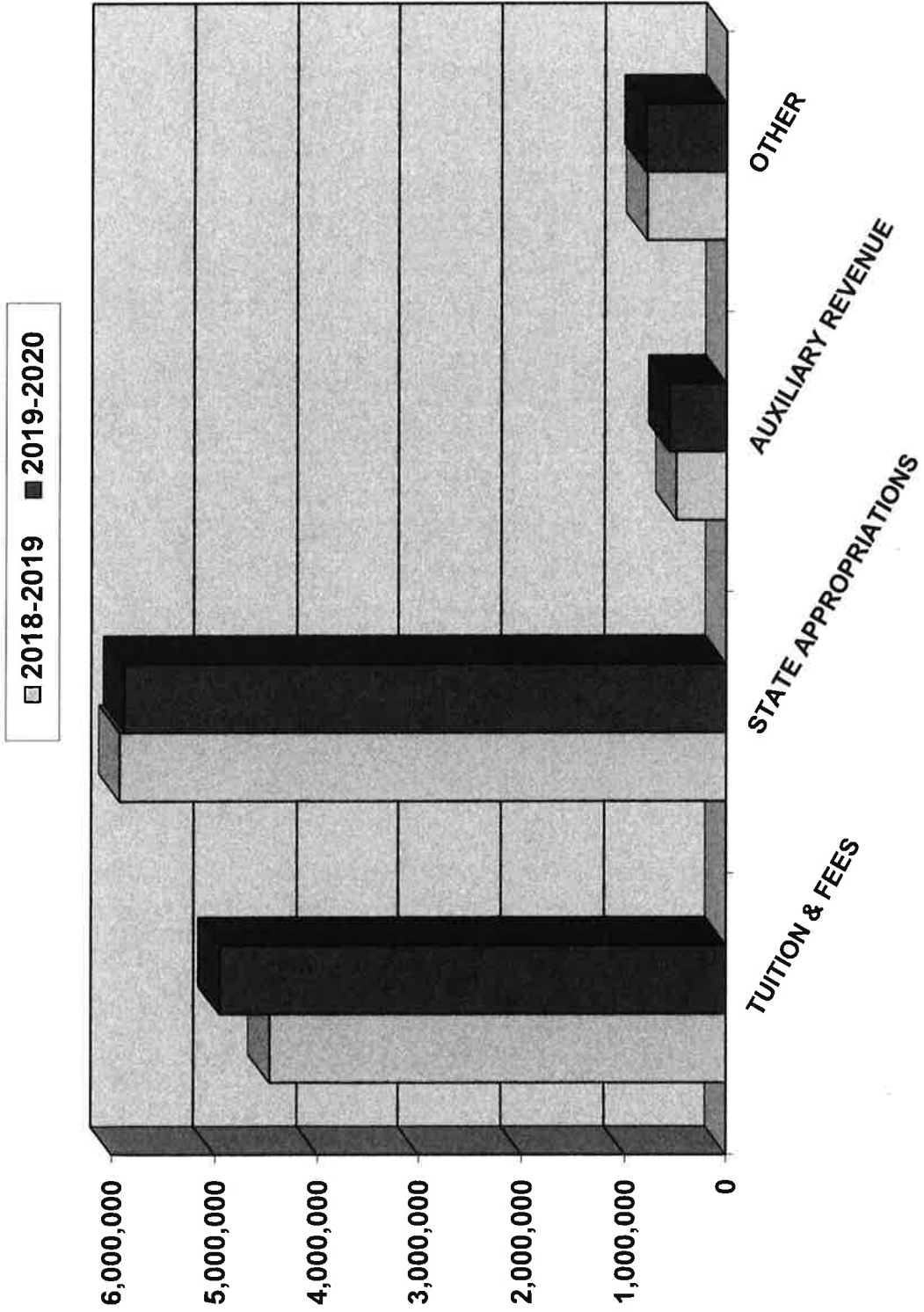
REVENUE

- State General Revenue is based on Revenue Stabilization Act and Educational Excellence Trust Fund. State funding includes a \$57,000 reduction.
 - No change in tuition rates (\$108 in-state/\$156 out-of-state)
 - Tuition revenue is based on 33,645 SSCH generation.
 - The Welding Academy is based on 45 students. Two day programs and one night program.
 - The forecast for Workforce Training revenue is \$104,750.
-
- Minor adjustments to Sales/Services budgets based on 2018-2019 actuals and projections.
 - Student Housing income is based on average 90% occupancy. Rates remain at \$1,200/\$1,400. Overflow rate in Old Dorm is \$1,000.
 - Administrative Allowance for the AFTA and AETA remains at 10%.
 - A new \$3 per credit hour Security Fee is added to upgrade the campus security services and equipment.


EXPENDITURES

- Budget includes a 1% COLA. Also includes adjustments for the new Classified Pay Plan.
- 5% Decrease in group health coverage.
- Academic Budget includes allocations for four new instructors in the RN Program, Social Science and Science.
- Workforce Training revenue is based on twenty-five scheduled classes.
- Incremental adjustments to supply, travel, utility, and equipment accounts.
- The Auxiliary/Athletic Budget includes funding for the new Women's Softball Program.
- E & G budget includes a \$197,350 athletic transfer to auxiliary.

SOUTHERN ARKANSAS UNIVERSITY TECH
 COMPARISON OF 24-LINE REPORT REVENUE
 FOR THE YEAR ENDED JUNE 30, 2020



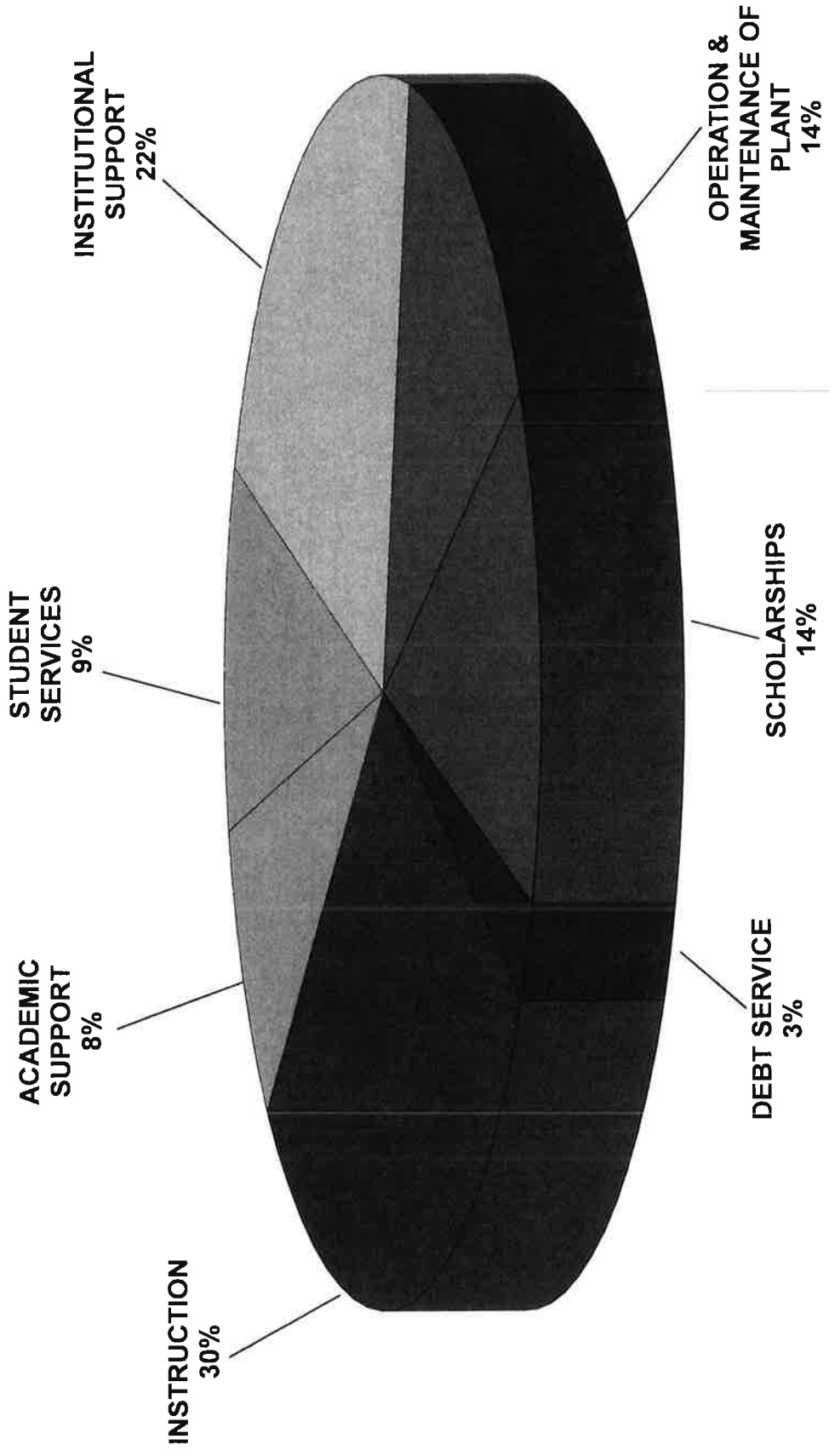
SOUTHERN ARKANSAS UNIVERSITY TECH FOR THE YEAR ENDED JUNE 30, 2020



SOUTHERN ARKANSAS UNIVERSITY TECH
CURRENT FUND EXPENDITURES--UNRESTRICTED EDUCATIONAL GENERAL (BUDGET)
 MAJOR OBJECT CLASSIFICATION
 FOR THE YEAR ENDED JUNE 30, 2020

	SALARIES	EXTRA HELP	BENEFITS	EXPENSES SUPPLIES	DEBT SERVICE	CAPITAL OUTLAY	TRANSFERS	TOTAL
INSTRUCTION								
TEACHING SALARIES	\$ 1,940,791							\$ 1,940,791
DEPT. OPERATING EXPENSE	212,638	\$ 24,358	\$ 664,989	\$ 479,316		\$ 57,176		1,438,477
TOTAL INSTRUCTION	2,153,429	24,358	664,989	479,316		57,176		3,379,268
RESEARCH								
PUBLIC SERVICE	3,000		253	6,747				10,000
ACADEMIC SUPPORT								
LIBRARIES	84,664	81,410	37,561	23,626		50,340		277,601
OTHER ACADEMIC SUPPORT	181,869	18,530	56,092	402,845		-		659,336
TOTAL ACADEMIC SUPPORT	266,533	99,940	93,653	426,471		50,340		936,937
STUDENT SERVICES	656,931	38,599	244,058	141,053		7,500		1,088,141
INSTITUTIONAL SUPPORT	1,061,187	63,266	494,253	710,125		156,320		2,485,151
OPERATION & MAINTENANCE OF PLANT								
UTILITIES				476,367				476,367
OTHER OPERATION & MAINTENANCE	547,598	6,296	224,244	196,413		147,300		1,121,851
TOTAL OPERATION & MAINTENANCE OF PLANT	547,598	6,296	224,244	672,780		147,300		1,598,218
SCHOLARSHIPS		17,760		1,534,624				1,552,384
DEBT SERVICE					\$ 314,456			314,456
	4,688,678	250,219	1,721,450	3,971,116	314,456	418,636		11,364,555
SUB-TOTAL								
TRANSFERS							275,156	275,156
MANDATORY								
NON-MANDATORY								
TOTAL EXPENDITURES & TRANSFERS	\$ 4,688,678	\$ 250,219	\$ 1,721,450	\$ 3,971,116	\$ 314,456	\$ 418,636	\$ 275,156	\$ 11,639,711

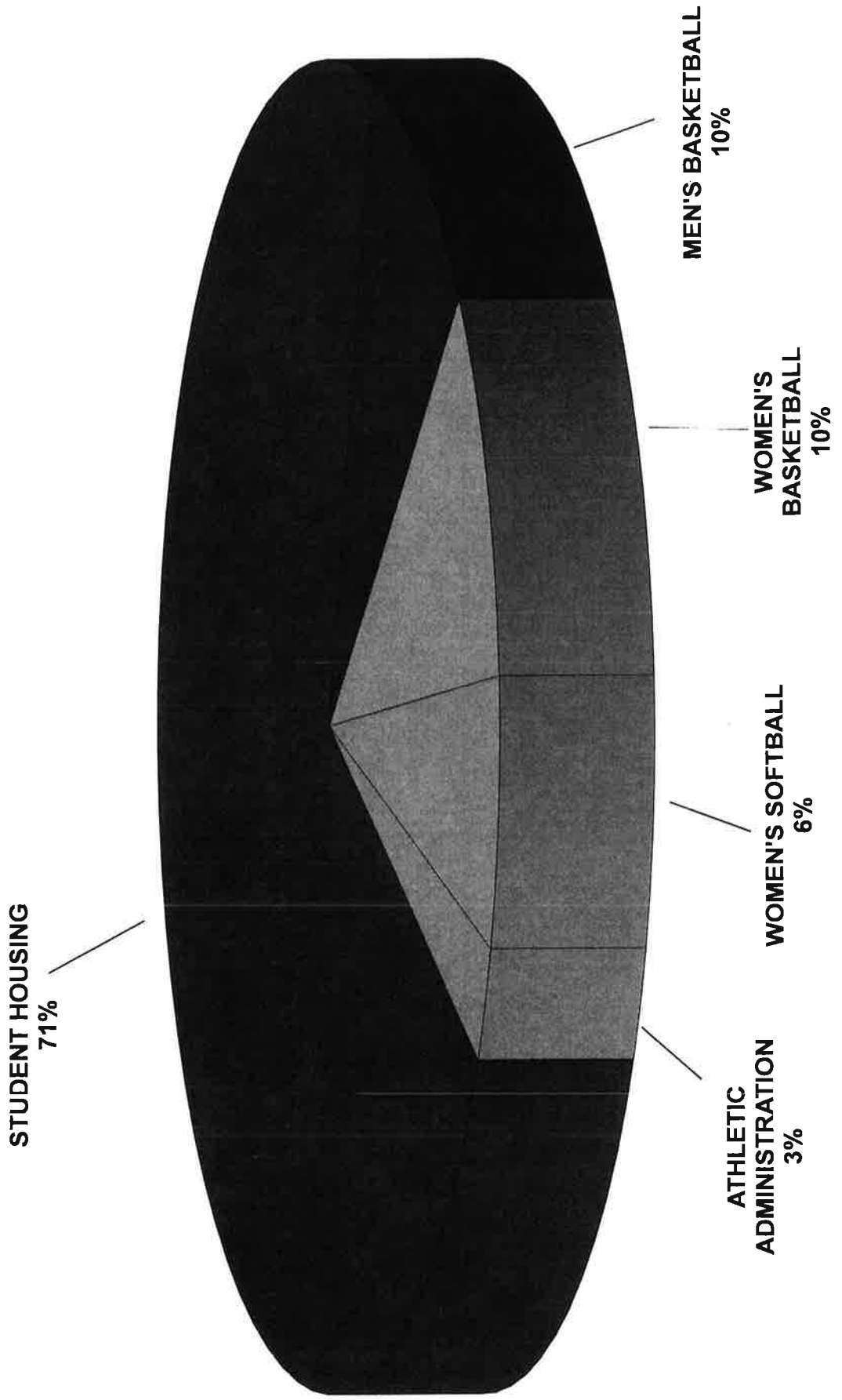
SOUTHERN ARKANSAS UNIVERSITY TECH
EDUCATIONAL & GENERAL EXPENDITURES
FOR THE YEAR ENDED JUNE 30, 2020



SOUTHERN ARKANSAS UNIVERSITY TECH
 CURRENT FUND EXPENDITURES--AUXILIARY (BUDGET)
 MAJOR OBJECT CLASSIFICATION
 FOR THE YEAR ENDED JUNE 30, 2020

	SALARIES	EXTRA HELP	BENEFITS	EXPENSES SUPPLIES	DEBT SERVICE	CAPITAL OUTLAY	TRANSFERS	TOTAL
STUDENT HOUSING	\$ 23,412	\$ 15,000	\$ 23,900	\$ 296,503		\$ 43,165	\$	\$ 401,980
MEN'S BASKETBALL	25,000	8,000	10,000	78,500			(65,784)	55,716
WOMEN'S BASKETBALL	25,000	8,000	10,000	78,500			(65,783)	55,717
WOMEN'S SOFTBALL	17,000	3,000	7,750	75,500			(65,783)	37,467
ATHLETIC ADMINISTRATION		9,000	1,000	6,500				16,500
TRANSFERS	90,412	43,000	52,650	535,503		43,165	(197,350)	567,380
MANDATORY NON-MANDATORY								
TOTAL EXPENDITURES & TRANSFERS	\$ 90,412	\$ 43,000	\$ 52,650	\$ 535,503		\$ 43,165	\$ (197,350)	\$ 567,380

SOUTHERN ARKANSAS UNIVERSITY TECH
AUXILIARY EXPENDITURES
FOR THE YEAR ENDED JUNE 30, 2020



**SOUTHERN ARKANSAS UNIVERSITY TECH
REVENUE REPORT
BY DEPARTMENT, FUNCTION AND FUND
FOR THE YEAR ENDED JUNE 30, 2020**

Account #	Account Title	Amount
10-0100-4105	IN STATE TUITION	\$ 3,082,841
10-0100-4107	IN STATE HIGH SCHOOL TUITION	194,400
10-0100-4115	OUT OF STATE TUITION	234,000
10-0100-4125	COMMUNITY SERVICE	10,000
10-0100-4127	COURSE RECOVERY FEE	1,500
10-0100-4128	SECURITY FEE	60,000
10-0100-4133	STUDENT PROCESSING FEE	500,000
10-0100-4134	FACILITY USE FEE	100,000
10-0100-4140	MATRICULATION FEE	15,720
10-0100-4141	INTERNATIONAL APPLICATION FEE	250
10-0100-4145	COURSE CHANGE FEE	2,200
10-0100-4150	INTERNET FEE	178,108
10-0100-4155	LATE REGISTRATION FEE	1,500
10-0100-4160	NON-CREDIT COURSE FEE	11,000
10-0100-4167	NURSING CURRICULUM FEE	41,445
10-0100-4170	NURSING PROGRAM FEE	6,750
10-0100-4171	NURSING LICENSURE FEE	16,470
10-0100-4172	COURSE LAB FEE	25,000
10-0100-4176	WELDING PROGRAM FEE	350,000
10-0100-4177	FAA CERTIFICATION FEE	10,500
10-0100-4178	COSMETOLOGY KIT FEE	10,771
10-0100-4179	TECHNOLOGY FEE	60,000
10-0100-4181	ACTIVITY FEE	21,600
10-0100-4182	TECH LEARNING CENTER FEE	4,500
10-0100-4183	MEDICAL OFFICE ADMINISTRATION FEE	500
10-0100-4184	NON-DESTRUCTIVE TESTING PROGRAM FEE	15,000
TOTAL TUITION AND FEES		<u>4,954,055</u>
10-0200-4200	STATE APPROPRIATIONS - GENERAL REVENUE/ED EXCELLENCE	<u>5,879,173</u>
TOTAL STATE APPROPRIATIONS		<u>5,879,173</u>
10-0250-4538	FEDERAL WORK STUDY PROGRAM	<u>28,280</u>
TOTAL GIFTS AND GRANTS		<u>28,280</u>
10-0300-4410	VETERAN'S REPORT FEES	500
10-0300-4415	TRANSCRIPT SALES	15,000
10-0300-4425	SCRAP SALES	2,000
10-0300-4430	LOST KEY SALES	250
10-0300-4433	DIPLOMA REPLACEMENT	100
10-0300-4435	PARKING FINES	675
10-0300-4440	LIBRARY FINES	500
10-0300-4445	VENDING SALES	6,000
10-0300-4446	FOOD SERVICE COMMISSION	10,000
10-0300-4455	LOST ID CARD SALES	50
10-0300-4465	TESTING SERVICES	5,000
10-0300-4470	STUDENT PRINTING SERVICES	300
10-0300-4475	BUILDING AND EQUIPMENT RENTALS	45,000
10-0300-4476	STUDENT CENTER BUILDING RENTAL	15,000
10-0300-4478	BOOKSTORE COMMISSION	20,000
TOTAL SALES AND SERVICES		<u>120,375</u>
10-0400-4525	WORKFORCE EDUCATION	104,750

**SOUTHERN ARKANSAS UNIVERSITY TECH
REVENUE REPORT
BY DEPARTMENT, FUNCTION AND FUND
FOR THE YEAR ENDED JUNE 30, 2020**

Account #	Account Title	Amount
10-0400-4532	RETURN CHECK CHARGE	100
10-0400-4533	PURCHASING CARD REBATES	1,000
10-0400-4535	OTHER INCOME	15,000
10-0400-4536	PELL GRANT ADMIN ALLOWANCE	2,440
10-0400-4537	FSEOG ADMINISTRATIVE ALLOWANCE	2,445
10-0400-4538	FEDERAL COLLEGE WORKSTUDY ADM ALLOW	1,414
10-0400-4540	FTA ADMINISTRATIVE OVERHEAD	177,852
10-0400-4545	EA ADMINISTRATIVE OVERHEAD	41,359
10-0400-4570	CENTRAL STORES INCOME	25,000
10-0400-4590	UNRESTRICTED INTEREST INCOME	90,000
10-0400-4597	TEXARKANA AVIATION PRG PARTNER	135,468
10-0400-4599	RADIO TOWER LEASE INCOME	12,000
10-0400-4645	POST OFFICE CHARGEBACK/INCOME	24,000
10-0400-4646	MOTOR POOL CHARGEBACK	25,000
TOTAL OTHER INCOME		657,828
TOTAL EDUCATIONAL & GENERAL REVENUE		\$ 11,639,711
20-0100-4181	ACTIVITY FEES	158,400
20-4600-4705	MEN'S CAMP FEES	1,000
20-4650-4705	WOMEN'S CAMP FEES	1,000
20-4600-4405	MEN'S BASKETBALL TICKET SALES	2,500
20-4650-4405	WOMEN'S BASKETBALL TICKET SALES	2,000
20-4700-4405	WOMEN'S BASEBALL TICKET SALES	500
TOTAL ATHLETIC REVENUE		165,400
20-4575-4675	STUDENT APARTMENTS	401,980
TOTAL APARTMENT REVENUE		401,980
TOTAL AUXILIARY REVENUE		\$ 567,380
TOTAL E & G AND AUXILIARY REVENUES		\$ 12,207,091

**SOUTHERN ARKANSAS UNIVERSITY TECH
E & G AND AUXILIARY EXPENSE REPORT
FOR THE YEAR ENDED JUNE 30, 2020**

Account #	Department	Account Title	Amount
10-1100-5000	ARTS & SCIENCE	TEACHING SALARIES	\$ 368,060
10-1103-5000	TRANSITIONAL STUDIES		90,542
10-1105-5000	CENTER FOR ONLINE LEARNING		42,925
10-1110-5000	BUSINESS ADMINISTRATION PROGRAM		21,694
10-1132-5000	AVIATION PROGRAM		79,521
10-1133-5000	AVIATION PROGRAM-OFF CAMPUS		78,906
10-1140-5000	PRACTICAL NURSE PROGRAM		149,046
10-1142-5000	HEALTH SCIENCE PROGRAM		32,988
10-1144-5000	REGISTERED NURSE PROGRAM		75,000
10-1150-5000	MECHANICAL MAINTENANCE		45,943
10-1151-5000	WELDING ACADEMY - MAGNOLIA		87,870
10-1155-5000	COMPUTER INFORMATION TECHNOLOGY PRG		39,618
10-1156-5000	MEDICAL OFFICE ADMINISTRATION		21,363
10-1157-5000	OFFICE MANAGEMENT PROGRAM		97,543
10-1158-5000	COSMETOLOGY PROGRAM		35,784
10-1160-5000	MULTI-MEDIA TECHNOLOGY		115,669
10-1161-5000	HVAC/ E & I		39,319
10-1172-5000	TEACHER EDUCATION PROGRAM		<u>40,400</u>
TOTAL FOR EDUCATIONAL & GENERAL TEACHING SALARIES			<u>1,462,191</u>
20-4600-5000	MEN'S BASKETBALL	TEACHING SALARIES	25,000
20-4650-5000	WOMEN'S BASKETBALL		25,000
20-4700-5000	WOMEN'S SOFTBALL		<u>17,000</u>
TOTAL FOR AUXILIARY TEACHING SALARIES			<u>67,000</u>
TOTAL FOR TEACHING SALARIES			<u>\$ 1,529,191</u>
10-1100-5100	ARTS & SCIENCE	OVERLOADS	\$ 23,477
10-1103-5100	TRANSITIONAL STUDIES		4,000
10-1110-5100	BUSINESS ADMINISTRATION PROGRAM		11,000
10-1132-5100	AVIATION PROGRAM		10,000
10-1151-5100	WELDING ACADEMY - MAGNOLIA		45,000
10-1155-5100	COMPUTER INFORMATION TECHNOLOGY PRG		8,800
10-1156-5100	MEDICAL OFFICE ADMINISTRATION		1,650
10-1157-5100	OFFICE MANAGEMENT PROGRAM		8,000
10-1160-5100	MULTI-MEDIA TECHNOLOGY		8,500
10-1172-5100	TEACHER EDUCATION PROGRAM		<u>6,600</u>
TOTAL FOR OVERLOADS			<u>\$ 127,027</u>
10-1100-5200	ARTS & SCIENCE	ADJUNCTS	\$ 144,073
10-1103-5200	TRANSITIONAL STUDIES		29,000
10-1110-5200	BUSINESS ADMINISTRATION PROGRAM		4,700
10-1115-5200	CRIMINAL JUSTICE PROGRAM		11,500
10-1133-5200	AVIATION PROGRAM-OFF CAMPUS		13,200
10-1142-5200	HEALTH SCIENCE PROGRAM		13,200
10-1152-5200	SUPPLY CHAIN MANAGEMENT		4,950
10-1153-5200	AUTOMATED ROBOTIC ENGINEERING		24,000

**SOUTHERN ARKANSAS UNIVERSITY TECH
E & G AND AUXILIARY EXPENSE REPORT
FOR THE YEAR ENDED JUNE 30, 2020**

Account #	Department	Account Title	Amount
10-1155-5200	COMPUTER INFORMATION TECHNOLOGY PRG		10,000
10-1156-5200	MEDICAL OFFICE ADMINISTRATION		8,250
10-1162-5200	FIRE SCIENCE MANAGEMENT		8,250
10-1167-5200	ENVIRONMENTAL SCIENCE		2,500
10-1170-5200	CONCURRENT PROGRAM		4,950
10-1172-5200	TEACHER EDUCATION PROGRAM		8,000
10-1173-5200	FOREST HARVESTING TECHNICIAN		18,700
10-1174-5200	NON-DESTRUCTIVE TESTING		4,000
10-1175-5200	WORKFORCE TRAINING		42,300
10-2305-5200	COMMUNITY SERVICE		3,000
10-3300-5200	VC ACADEMICS & PLANNING		9,900
10-3350-5200	ROCKET SUCCESS CENTER		4,400
TOTAL FOR ADJUNCTS			\$ 368,873
10-1140-5400	PRACTICAL NURSE PROGRAM	ADMINISTRATIVE SALARIES	\$ 65,650
10-1151-5400	WELDING ACADEMY - MAGNOLIA		27,500
10-1170-5400	CONCURRENT PROGRAM		30,300
10-1175-5400	WORKFORCE TRAINING		12,625
10-3300-5400	VC ACADEMICS & PLANNING		93,474
10-3306-5400	ACADEMIC TECHNOLOGY SERVICES		52,464
10-3350-5400	ROCKET SUCCESS CENTER		53,772
10-4405-5400	CHANCELLORS OFFICE		171,200
10-4411-5400	COMMUNICATIONS & PUBLIC RELATIONS		89,125
10-4412-5400	INSTITUTIONAL EFFECTIVENESS		51,510
10-4415-5400	ADMINISTRATIVE TECHNOLOGY SERVICES		22,484
10-4450-5400	BUSINESS OFFICE		112,077
10-4451-5400	HUMAN RESOURCES		43,454
10-4453-5400	VC FINANCE & ADMINISTRATION		102,309
10-4454-5400	SALARY/FRINGE RESERVE		36,300
10-4479-5400	DEVELOPMENT AND ALUMNI RELATIONS		12,000
10-5505-5400	VC STUDENT SERVICES		86,547
10-5510-5400	REGISTRAR		58,510
10-5520-5400	ENROLLMENT MANAGEMENT SERVICES		139,880
10-5560-5400	STUDENT FINANCIAL AID		44,440
10-5570-5400	STUDENT LIFE		41,208
10-5572-5400	STUDENT RECRUITING		80,550
10-6605-5400	PHYSICAL PLANT ADMINISTRATION		53,510
TOTAL ADMINISTRATIVE SALARIES			\$ 1,480,889
10-1100-5500	ARTS & SCIENCE	CLASSIFIED SALARIES	\$ 25,521
10-1105-5500	CENTER FOR ONLINE LEARNING		25,521
10-1140-5500	PRACTICAL NURSE PROGRAM		25,521
10-3300-5500	VC ACADEMICS & PLANNING		26,031
10-3350-5500	ROCKET SUCCESS CENTER		26,492
10-4405-5500	CHANCELLORS OFFICE		26,551
10-4412-5500	INSTITUTIONAL EFFECTIVENESS		28,634
10-4415-5500	ADMINISTRATIVE TECHNOLOGY SERVICES		96,966
10-4420-5500	CAMPUS POLICE		98,794
10-4450-5500	BUSINESS OFFICE		169,783
10-5505-5500	VC STUDENT SERVICES		25,268

**SOUTHERN ARKANSAS UNIVERSITY TECH
E & G AND AUXILIARY EXPENSE REPORT
FOR THE YEAR ENDED JUNE 30, 2020**

Account #	Department	Account Title	Amount
10-5510-5500	REGISTRAR		52,956
10-5520-5500	ENROLLMENT MANAGEMENT SERVICES		46,824
10-5560-5500	STUDENT FINANCIAL AID		80,748
10-6605-5500	PHYSICAL PLANT ADMINISTRATION		58,560
10-6610-5500	BUILDING MAINTENANCE		235,266
10-6620-5500	GROUNDS MAINTENANCE		<u>200,262</u>
TOTAL FOR EDUCATIONAL & GENERAL CLASSIFIED SALARIES			<u>1,249,698</u>
20-4575-5500	STUDENT APARTMENTS	CLASSIFIED SALARIES	<u>23,412</u>
TOTAL FOR AUXILIARY CLASSIFIED SALARIES			<u>23,412</u>
TOTAL FOR CLASSIFIED SALARIES			<u>\$ 1,273,110</u>
TOTAL FOR REGULAR SALARIES			<u>\$ 4,779,090</u>
10-3300-5600	VC ACADEMICS & PLANNING	FED COLLEGE WORKSTUDY	\$ 12,980
10-4450-5600	BUSINESS OFFICE		2,596
10-5510-5600	REGISTRAR		2,596
10-5520-5600	ENROLLMENT MANAGEMENT SERVICES		2,596
10-5560-5600	STUDENT FINANCIAL AID		5,192
10-6605-5600	PHYSICAL PLANT ADMINISTRATION		<u>2,596</u>
TOTAL FOR FEDERAL COLLEGE WORKSTUDY			<u>\$ 28,556</u>
10-1151-5700	WELDING ACADEMY-MAGNOLIA	NONSTUDENT EXTRA HELP	\$ 12,000
10-3350-5700	ROCKET SUCCESS CENTER		19,250
10-4411-5700	COMMUNICATIONS & PUBLIC RELATIONS		14,420
10-4420-5700	CAMPUS POLICE		33,250
10-4479-5700	DEVELOPMENT & ALUMNI RELATIONS		10,000
10-5507-5700	CHOIR		3,550
10-5520-5700	ENROLLMENT MANAGEMENT SERVICES		9,620
10-5573-5700	Cheerleaders		3,000
10-5585-5700	DISABILITY SERVICES		2,775
10-7724-5700	STUDENT LIFE AMBASSADOR-WORKSTUDY		<u>17,760</u>
TOTAL FOR EDUCATIONAL & GENERAL NONSTUDENT EXTRA HELP			<u>125,625</u>
20-4575-5700	STUDENT APARTMENTS	NONSTUDENT EXTRA HELP	15,000
20-4600-5700	MEN'S BASKETBALL		8,000
20-4650-5700	WOMEN'S BASKETBALL		8,000
20-4700-5700	WOMEN'S SOFTBALL		3,000
20-4800-5700	ATHLETIC ADMINISTRATION		<u>9,000</u>
TOTAL FOR AUXILIARY NONSTUDENT EXTRA HELP			<u>43,000</u>

**SOUTHERN ARKANSAS UNIVERSITY TECH
E & G AND AUXILIARY EXPENSE REPORT
FOR THE YEAR ENDED JUNE 30, 2020**

Account #	Department	Account Title	Amount
TOTAL FOR NONSTUDENT EXTRA HELP			<u>\$ 168,625</u>
10-1132-5800	AVIATION PROGRAM	INST COLLEGE WORKSTUDY	\$ 1,480
10-1150-5800	MECHANICAL MAINTENANCE		2,590
10-1155-5800	COMPUTER INFORMATION TECHNOLOGY PROG		2,590
10-1157-5800	OFFICE MANAGEMENT PROGRAM		2,590
10-1160-5800	MULTI-MEDIA TECHNOLOGY		3,108
10-3300-5800	VC ACADEMICS AND PLANNING		5,550
10-3350-5800	ROCKET SUCCESS CENTER		62,160
10-4450-5800	BUSINESS OFFICE		3,000
10-5570-5800	STUDENT LIFE		7,050
10-5572-5800	STUDENT RECRUITING		2,220
10-6610-5800	BUILDING MAINTENANCE		1,850
10-6620-5800	GROUNDS MAINTENANCE		1,850
TOTAL FOR INSTITUTIONAL COLLEGE WORKSTUDY			<u>\$ 96,038</u>
TOTAL FOR EXTRA HELP			<u>\$ 293,219</u>
10-1100-6600	ARTS & SCIENCE	ALLOCATED FRINGES	\$ 162,134
10-1103-6600	TRANSITIONAL STUDIES		35,235
10-1105-6600	CENTER FOR ONLINE LEARNING		23,561
10-1110-6600	BUSINESS ADMINISTRATION PROGRAM		10,000
10-1115-6600	CRIMINAL JUSTICE PROGRAM		2,300
10-1132-6600	AVIATION PROGRAM		31,459
10-1133-6600	AVIATION PROGRAM-OFF CAMPUS		26,562
10-1140-6600	PRACTICAL NURSE PROGRAM		87,263
10-1142-6600	HEALTH SCIENCE PROGRAM		12,000
10-1144-6600	REGISTERED NURSE PROGRAM		24,000
10-1150-6600	MECHANICAL MAINTENANCE		18,786
10-1151-6600	WELDING ACADEMY - MAGNOLIA		55,284
10-1152-6600	SUPPLY CHAIN MANAGEMENT		990
10-1153-6600	AUTOMATED ROBOTIC ENGINEERING		3,600
10-1155-6600	COMPUTER INFORMATION TECHNOLOGY PROG		16,608
10-1156-6600	MEDICAL OFFICE ADMINISTRATION		2,600
10-1157-6600	OFFICE MANAGEMENT PROGRAM		33,925
10-1158-6600	COSMETOLOGY PROGRAM		12,246
10-1160-6600	MULTI-MEDIA TECHNOLOGY		44,866
10-1161-6600	HVAC/ E & I		14,556
10-1162-6600	FIRE SCIENCE MANAGEMENT		1,000
10-1167-6600	ENVIRONMENTAL SCIENCE		500
10-1170-6600	CONCURRENT PROGRAM		10,200
10-1172-6600	TEACHER EDUCATION PROGRAM		17,173
10-1173-6600	FOREST HARVESTING TECHNICIAN		3,080
10-1174-6600	NON-DESTRUCTIVE TESTING		400
10-1175-6600	WORKFORCE TRAINING		14,661
10-2305-6600	COMMUNITY SERVICE		253
10-3300-6600	VC ACADEMICS AND PLANNING		40,352
10-3306-6600	ACADEMIC TECHNOLOGY SERVICES		15,740
10-3350-6600	ROCKET SUCCESS CENTER		37,561
10-4405-6600	CHANCELLORS OFFICE		80,925

**SOUTHERN ARKANSAS UNIVERSITY TECH
E & G AND AUXILIARY EXPENSE REPORT
FOR THE YEAR ENDED JUNE 30, 2020**

Account #	Department	Account Title	Amount
10-4411-6600	COMMUNICATIONS & PUBLIC RELATIONS		32,000
10-4412-6600	INSTITUTIONAL EFFECTIVENESS		26,979
10-4415-6600	ADMINISTRATIVE TECHNOLOGY SERVICES		41,808
10-4420-6600	CAMPUS POLICE		41,027
10-4450-6600	BUSINESS OFFICE		101,714
10-4451-6600	HUMAN RESOURCES		17,000
10-4453-6600	VC FINANCE & ADMINISTRATION		28,000
10-4461-6600	POST RETIREMENT BENEFITS		30,000
10-4479-6600	DEVELOPMENT AND ALUMNI RELATIONS		4,800
10-5505-6600	VC STUDENT SERVICES		41,000
10-5507-6600	CHOIR		700
10-5510-6600	REGISTRAR		45,000
10-5520-6600	ENROLLMENT MANAGEMENT SERVICES		67,213
10-5560-6600	STUDENT FINANCIAL AID		44,500
10-5570-6600	STUDENT LIFE		14,835
10-5572-6600	STUDENT RECRUITING		30,000
10-5573-6600	CHEERLEADERS		300
10-5585-6600	DISABILITY SERVICES		510
10-6605-6600	PHYSICAL PLANT ADMINISTRATION		42,977
10-6610-6600	BUILDING MAINTENANCE		92,753
10-6620-6600	GROUNDS MAINTENANCE		88,514
10-7732-6600	EMPLOYEE AND DEPENDENT WAIVER BENEFIT		90,000
TOTAL FOR EDUCATIONAL & GENERAL			<u>1,721,450</u>
20-4575-6600	STUDENT APARTMENTS	ALLOCATED FRINGES	10,000
20-4600-6600	MEN'S BASKETBALL		10,000
20-4650-6600	WOMEN'S BASKETBALL		10,000
20-4700-6600	WOMEN'S SOFTBALL		7,750
20-4800-6600	ATHLETIC ADMINISTRATION		1,000
20-4575-6602	STUDENT APARTMENTS	RA HOUSING ALLOWANCE	<u>13,900</u>
TOTAL FOR AUXILIARY			<u>52,650</u>
TOTAL FOR ALLOCATED FRINGES			<u>\$ 1,774,100</u>
10-1100-7000	ARTS & SCIENCE	SUPPLIES AND SERVICES	\$ 18,000
10-1103-7000	TRANSITIONAL STUDIES		1,100
10-1105-7000	CENTER FOR ONLINE LEARNING		4,000
10-1110-7000	BUSINESS ADMINISTRATION PROGRAM		3,000
10-1115-7000	CRIMINAL JUSTICE PROGRAM		1,000
10-1132-7000	AVIATION PROGRAM		20,000
10-1133-7000	AVIATION PROGRAM-OFF CAMPUS		45,000
10-1140-7000	PRACTICAL NURSE PROGRAM		12,700
10-1142-7000	HEALTH SCIENCE PROGRAM		1,000
10-1144-7000	REGISTERED NURSE PROGRAM		8,600
10-1150-7000	MECHANICAL MAINTENANCE		38,400
10-1151-7000	WELDING ACADEMY - MAGNOLIA		83,846
10-1152-7000	SUPPLY CHAIN MANAGEMENT		1,000
10-1153-7000	AUTOMATED ROBOTIC ENGINEERING		12,900
10-1155-7000	COMPUTER INFORMATION TECHNOLOGY PROG		5,000

**SOUTHERN ARKANSAS UNIVERSITY TECH
E & G AND AUXILIARY EXPENSE REPORT
FOR THE YEAR ENDED JUNE 30, 2020**

Account #	Department	Account Title	Amount
10-1156-7000	MEDICAL OFFICE ADMINISTRATION		1,000
10-1157-7000	OFFICE MANAGEMENT PROGRAM		1,000
10-1158-7000	COSMETOLOGY PROGRAM		6,100
10-1160-7000	MULTI-MEDIA TECHNOLOGY		4,650
10-1161-7000	HVAC/ E & I		11,000
10-1166-7000	HONORS PROGRAM		5,500
10-1170-7000	CONCURRENT PROGRAM		12,310
10-1172-7000	TEACHER EDUCATION PROGRAM		2,000
10-1173-7000	FOREST HARVESTING TECHNICIAN		1,750
10-1174-7000	NON-DESTRUCTIVE TESTING		4,000
10-1175-7000	WORKFORCE TRAINING		27,664
10-2305-7000	COMMUNITY SERVICE		6,647
10-3300-7000	VC ACADEMICS AND PLANNING		15,879
10-3301-7000	ACADEMIC PROGRAM IMPROVEMENT		20,000
10-3306-7000	ACADEMIC TECHNOLOGY SERVICES		212,466
10-3330-7000	FACULTY DEVELOPMENT		2,500
10-3350-7000	ROCKET SUCCESS CENTER		18,026
10-4405-7000	CHANCELLORS OFFICE		15,100
10-4406-7000	CHARLES ROSS CENTER		5,700
10-4411-7000	COMMUNICATIONS & PUBLIC RELATIONS		150,000
10-4412-7000	INSTITUTIONAL EFFECTIVENESS		17,302
10-4413-7000	BOARD OF TRUSTEES		1,250
10-4415-7000	ADMINISTRATIVE TECHNOLOGY SERVICES		98,870
10-4420-7000	CAMPUS POLICE		9,824
10-4425-7000	MOTOR POOL		20,000
10-4430-7000	TELEPHONE		21,000
10-4435-7000	LOBBY PHOTOCOPIER		1,500
10-4450-7000	BUSINESS OFFICE		19,718
10-4451-7000	HUMAN RESOURCES		2,455
10-4453-7000	VC FINANCE & ADMINISTRATION		4,000
10-4460-7000	CENTRAL STORE OPERATION		25,000
10-4465-7000	POST OFFICE		45,000
10-4470-7000	COMMENCEMENT		16,000
10-4471-7000	SHIPPING AND RECEIVING		500
10-4472-7000	LEGAL/AUDIT/CONTRACT SERVICES		15,000
10-4473-7000	EMERGENCY RESPONSE		15,000
10-4474-7000	CONSULTANT SERVICES		22,500
10-4476-7000	INSTITUTIONAL MEMBERSHIPS		45,000
10-4477-7000	ASSESSMENT COMMITTEE DEVELOPEMENT		700
10-4478-7000	OFFICIAL FUNCTIONS		4,450
10-4479-7000	DEVELOPMENT AND ALUMNI RELATIONS		7,091
10-4480-7000	HIGHER LEARNING COMMISSION		16,500
10-4481-7000	BUILDING EQUIPMENT AND RENTALS		2,000
10-4482-7000	CONSUMER USE TAX		20,000
10-4490-7000	COLLECTION AGENCY EXPENSE		3,500
10-4494-7000	CLASSIFIED ORGANIZATION		750
10-4497-7000	BANKING EXPENSE		14,000
10-4499-7000	COBRA ADMINISTRATIVE EXPENSE		4,500
10-5505-7000	VC STUDENT SERVICES		4,420
10-5506-7000	INTERNATIONAL SERVICES		250
10-5507-7000	CHOIR		2,950
10-5510-7000	REGISTRAR		4,000
10-5520-7000	ENROLLMENT MANAGEMENT SERVICES		12,110
10-5522-7000	STUDENT ORIENTATION AND REGISTRATION		13,320

**SOUTHERN ARKANSAS UNIVERSITY TECH
E & G AND AUXILIARY EXPENSE REPORT
FOR THE YEAR ENDED JUNE 30, 2020**

Account #	Department	Account Title	Amount
10-5560-7000	STUDENT FINANCIAL AID		11,670
10-5570-7000	STUDENT LIFE		11,300
10-5571-7000	STUDENT ORGANIZATIONS		4,000
10-5572-7000	STUDENT RECRUITING		27,880
10-5585-7000	DISABILITY SERVICES		1,065
10-6605-7000	PHYSICAL PLANT ADMINISTRATION		12,400
10-6610-7000	BUILDING MAINTENANCE		41,886
10-6620-7000	GROUNDS MAINTENANCE		55,600
10-4451-7100	HUMAN RESOURCES	ADVERTISING & RECRUITING	12,000
10-1132-7500	AVIATION PROGRAM	LEASES AND RENTALS	2,000
10-3306-7500	ACADEMIC TECHNOLOGY SERVICES		120,000
10-4435-7500	LOBBY PHOTOCOPIER		25,000
10-1132-7999	AVIATION PROGRAM	CONTINGENCY	10,500
10-1140-7999	ALLIED HEALTH PROGRAM		57,915
10-1156-7999	MEDICAL OFFICE ADMINISTRATION		500
10-1158-7999	COSMETOLOGY PROGRAM		10,771
10-5570-7999	STUDENT LIFE		14,300
10-6605-7999	PHYSICAL PLANT ADMINISTRATION		<u>100,000</u>
TOTAL FOR EDUCATIONAL & GENERAL			<u>1,788,085</u>
20-4575-7000	STUDENT APARTMENTS	SUPPLIES AND SERVICES	41,995
20-4600-7000	MEN'S BASKETBALL		25,500
20-4650-7000	WOMEN'S BASKETBALL		25,500
20-4700-7000	WOMEN'S SOFTBALL		28,500
20-4800-7000	ATHLETIC ADMINISTRATION		6,500
20-4575-7500	STUDENT APARTMENTS	LEASES AND RENTALS	<u>251,508</u>
TOTAL FOR AUXILIARY			<u>379,503</u>
TOTAL FOR SUPPLIES & SERVICES			<u>\$ 2,167,588</u>
10-1100-7200	ARTS & SCIENCES	TRAVEL	\$ 1,000
10-1105-7200	CENTER FOR ONLINE LEARNING		16,210
10-1115-7200	CRIMINAL JUSTICE PROGRAM		500
10-1132-7200	AVIATION PROGRAM		1,000
10-1140-7200	PRACTICAL NURSE PROGRAM		12,000
10-1144-7200	REGISTERED NURSE PROGRAM		5,000
10-1151-7200	WELDING ACADEMY - MAGNOLIA		9,000
10-1158-7200	COSMETOLOGY PROGRAM		600
10-1160-7200	MULTI-MEDIA TECHNOLOGY		2,000
10-1161-7200	HVAC/ E & I		1,500
10-1166-7200	HONORS PROGRAM		1,500
10-1170-7200	CONCURRENT PROGRAM		5,000
10-1173-7200	FOREST HARVESTING TECHNICIAN		1,000
10-1175-7200	WORKFORCE TRAINING		7,500
10-2305-7200	COMMUNITY SERVICE		100
10-3300-7200	VC ACADEMICS AND PLANNING		7,000
10-3330-7200	FACULTY DEVELOPMENT		10,000
10-3331-7200	FACULTY SENATE TRAVEL		15,000
10-3350-7200	ROCKET SUCCESS CENTER		5,600

**SOUTHERN ARKANSAS UNIVERSITY TECH
E & G AND AUXILIARY EXPENSE REPORT
FOR THE YEAR ENDED JUNE 30, 2020**

Account #	Department	Account Title	Amount
10-4405-7200	CHANCELLORS OFFICE		9,751
10-4411-7200	COMMUNICATIONS & PUBLIC RELATIONS		420
10-4412-7200	INSTITUTIONAL EFFECTIVENESS		14,135
10-4415-7200	ADMINISTRATIVE TECHNOLOGY SERVICES		6,971
10-4420-7200	CAMPUS POLICE		1,000
10-4425-7200	MOTOR POOL		600
10-4450-7200	BUSINESS OFFICE		4,641
10-4451-7200	HUMAN RESOURCES		2,920
10-4453-7200	VC FINANCE & ADMINISTRATION		5,000
10-4477-7200	ASSESSMENT COMMITTEE DEVELOPMENT		300
10-4480-7200	HIGHER LEARNING COMMISSION		3,177
10-5505-7200	VC STUDENT SERVICES		5,000
10-5507-7200	CHOIR		1,000
10-5510-7200	REGISTRAR		5,000
10-5520-7200	ENROLLMENT MANAGEMENT SERVICES		4,727
10-5560-7200	STUDENT FINANCIAL AID		4,747
10-5570-7200	STUDENT LIFE		1,000
10-5572-7200	STUDENT RECRUITING		11,000
10-5585-7200	DISABILITY SERVICES		1,314
10-6605-7200	PHYSICAL PLANT ADMINISTRATION		<u>8,004</u>
TOTAL EDUCATIONAL & GENERAL			<u>192,217</u>
20-4575-7200	STUDENT APARTMENTS	TRAVEL	3,000
20-4600-7200	MEN'S BASKETBALL		18,000
20-4650-7200	WOMEN'S BASKETBALL		18,000
20-4700-7200	WOMEN'S SOFTBALL		<u>17,000</u>
TOTAL FOR AUXILIARY			<u>56,000</u>
TOTAL FOR TRAVEL			<u>\$ 248,217</u>
10-3350-7300	LEARNING RESOURCE CENTER	LIBRARY HOLDINGS	<u>\$ 43,705</u>
10-1105-7400	CENTER FOR ONLINE LEARNING	EQUIPMENT	\$ 1,300
10-1132-7400	AVIATION PROGRAM		8,976
10-1140-7400	PRACTICAL NURSE PROGRAM		12,200
10-1151-7400	WELDING ACADEMY-MAGNOLIA		25,000
10-1160-7400	MULTI-MEDIA TECHNOLOGY		11,000
10-3350-7400	ROCKET SUCCESS CENTER		6,635
10-4425-7400	MOTOR POOL		25,000
10-4451-7400	HUMAN RESOURCES		11,320
10-5520-7400	ENROLLMENT MANAGEMENT SERVICES		7,500
10-6605-7400	PHYSICAL PLANT ADMINISTRATION		12,300
10-6610-7400	BUILDING MAINTENANCE		18,500
10-6620-7400	GROUPS MAINTENANCE		16,500
10-4415-7999	ADMINISTRATIVE TECHNOLOGY SERVICES	CONTINGENCY	60,000
10-4420-7999	CAMPUS POLICE		<u>60,000</u>
TOTAL FOR EDUCATIONAL & GENERAL			<u>276,231</u>

**SOUTHERN ARKANSAS UNIVERSITY TECH
E & G AND AUXILIARY EXPENSE REPORT
FOR THE YEAR ENDED JUNE 30, 2020**

Account #	Department	Account Title	Amount
20-4575-7400	STUDENT APARTMENTS	EQUIPMENT	43,165
TOTAL FOR AUXILIARY			<u>43,165</u>
TOTAL FOR EQUIPMENT			<u>\$ 319,396</u>
10-7705-7600	ACADEMIC SCHOLARSHIP	SCHOLARSHIPS	\$ 91,440
10-7710-7600	DUAL CREDIT SCHOLARSHIP		110,000
10-7715-7600	GED SCHOLARSHIP		25,920
10-7717-7600	PUBLIC SERVICE SCHOLARSHIP		62,000
10-7721-7600	VAL/SAL		5,000
10-7722-7600	MERIT		198,000
10-7723-7600	STUDENT LIFE AMBASSADOR		14,000
10-7725-7600	NURSING		14,904
10-7727-7600	CONCURRENT AWARD		54,000
10-7728-7600	NURSING OCCUPATIONAL		3,780
10-7729-7600	BORDER COUNTY WAIVER		60,000
10-7730-7600	SENIOR CITIZEN WAIVER		17,500
10-7731-7600	AR NATIONAL GUARD WAIVER		5,000
10-7735-7600	MILITARY ACTIVATION WAIVER		500
10-7736-7600	MISCELANEOUS SCHOLARSHIPS		1,000
10-7737-7600	CIRCUMSTANCE/OPPORTUNITY SCHOLARSHIP		8,680
10-7740-7600	NON-TRAD-PROGRESSIVE SCHOLARSHIP		14,000
10-7745-7600	MISS ARKANSAS SCHOLARSHIP		3,000
10-7750-7600	VICA SCHOLARSHIP		6,000
10-7752-7600	WELDING SCHOLARSHIP		4,500
10-7755-7600	FIRE OCCUPATIONAL SCHOLARSHIP		262,200
10-7756-7600	LAW OCCUPATIONAL SCHOLARSHIP		523,200
10-7757-7600	ACADEMIC CHALLENGE SUPPORT		<u>50,000</u>
TOTAL FOR EDUCATIONAL & GENERAL			1,534,624
20-4600-7600	MEN'S BASKETBALL		35,000
20-4650-7600	WOMEN'S BASKETBALL		35,000
20-4700-7600	WOMEN'S SOFTBALL		<u>30,000</u>
TOTAL FOR AUXILIARY			<u>100,000</u>
TOTAL FOR SCHOLARSHIPS			<u>\$ 1,634,624</u>
10-6630-7750	PROPERTY INSURANCE	INSTITUTIONAL INSURANCE	\$ 60,000
10-6630-7755	LIABILITY INSURANCE		1,000
10-6630-7757	AUTO INSURANCE		12,000
10-6630-7758	CYBER INSURANCE		<u>5,523</u>
TOTAL FOR INSTITUTIONAL INSURANCE			<u>\$ 78,523</u>

**SOUTHERN ARKANSAS UNIVERSITY TECH
E & G AND AUXILIARY EXPENSE REPORT
FOR THE YEAR ENDED JUNE 30, 2020**

Account #	Department	Account Title	Amount
10-6640-7770	EDUCATIONAL & GENERAL	UTILITIES	\$ 446,367
10-6641-7770	EDUCATIONAL & GENERAL	UTILITIES-MAGNOLIA	<u>30,000</u>
TOTAL FOR UTILITIES			<u><u>\$ 476,367</u></u>
10-9685-9900	STUDENT CENTER 2018A DEBT SERV TRANSF	MANDATORY TRANSFER	\$ 256,881
10-9687-9900	STUDENT CENTER 2018B DEBT SERV TRANSF		57,575
10-9820-9900	FACILITY USE FEE TRANSFER		<u>77,806</u>
TOTAL FOR MANDATORY TRANSFER			<u><u>\$ 392,262</u></u>
10-9300-9920	STUDENT FEE TRANSFER		\$ 197,350
20-9300-9920	STUDENT FEE TRANSFER		<u>(197,350)</u>
TOTAL FOR STUDENT FEE TRANSFER			<u><u>\$ -</u></u>

**SOUTHERN ARKANSAS UNIVERSITY TECH
EXPENSE REPORT
BY DEPARTMENT, FUNCTION AND FUND
FOR THE YEAR ENDED JUNE 30, 2020**

Account #	Department	Account Title	Amount
10-1100-5000	ARTS & SCIENCE	TEACHING SALARIES	368,060
10-1100-5100		OVERLOADS	23,477
10-1100-5200		ADJUNCTS	144,073
10-1100-5500		CLASSIFIED SALARIES	25,521
10-1100-6600		FRINGE BENEFITS	162,134
10-1100-7000		SUPPLIES AND SERVICES	18,000
10-1100-7200		TRAVEL	1,000
			742,265
10-1103-5000	TRANSITIONAL STUDIES	TEACHING SALARIES	90,542
10-1103-5100		OVERLOADS	4,000
10-1103-5200		ADJUNCTS	29,000
10-1103-6600		FRINGE BENEFITS	35,235
10-1103-7000		SUPPLIES AND SERVICES	1,100
			159,877
10-1105-5000	CENTER FOR ONLINE LEARNING	TEACHING SALARIES	42,925
10-1105-5500		CLASSIFIED SALARIES	25,521
10-1105-6600		FRINGE BENEFITS	23,561
10-1105-7000		SUPPLIES AND SERVICES	4,000
10-1105-7200		TRAVEL	16,210
10-1105-7400		EQUIPMENT	1,300
			113,517
10-1110-5000	BUSINESS ADMINISTRATION PROGRAM	TEACHING SALARIES	21,694
10-1110-5100		OVERLOADS	11,000
10-1110-5200		ADJUNCTS	4,700
10-1110-6600		FRINGE BENEFITS	10,000
10-1110-7000		SUPPLIES AND SERVICES	3,000
			50,394
10-1115-5200	CRIMINAL JUSTICE PROGRAM	ADJUNCTS	11,500
10-1115-6600		FRINGE BENEFITS	2,300
10-1115-7000		SUPPLIES AND SERVICES	1,000
10-1115-7200		TRAVEL	500
			15,300
10-1132-5000	AVIATION PROGRAM	TEACHING SALARIES	79,521
10-1132-5100		OVERLOADS	10,000
10-1132-5800		SAUT CWSP	1,480
10-1132-6600		FRINGE BENEFITS	31,459
10-1132-7000		SUPPLIES AND SERVICES	20,000
10-1132-7200		TRAVEL	1,000
10-1132-7400		EQUIPMENT	8,976
10-1132-7500		LEASES	2,000
10-1132-7999		CONTINGENCY	10,500
			164,936
10-1133-5000	AVIATION PROGRAM-OFF CAMPUS	TEACHING SALARIES	78,906

**SOUTHERN ARKANSAS UNIVERSITY TECH
EXPENSE REPORT
BY DEPARTMENT, FUNCTION AND FUND
FOR THE YEAR ENDED JUNE 30, 2020**

10-1133-5200	ADJUNCTS	13,200
10-1133-6600	FRINGE BENEFITS	26,562
10-1133-7000	SUPPLIES AND SERVICES	<u>45,000</u>
		<u>163,668</u>
10-1140-5000 PRACTICAL NURSE PROGRAM	TEACHING SALARIES	149,046
10-1140-5400	ADMINISTRATIVE SALARIES	65,650
10-1140-5500	CLASSIFIED SALARIES	25,521
10-1140-6600	FRINGE BENEFITS	87,263
10-1140-7000	SUPPLIES AND SERVICES	12,700
10-1140-7200	TRAVEL	12,000
10-1140-7400	EQUIPMENT	12,200
10-1140-7999	CONTINGENCY	<u>57,915</u>
		<u>422,295</u>
10-1142-5000 HEALTH SCIENCE PROGRAM	TEACHING SALARIES	32,988
10-1142-5200	ADJUNCTS	13,200
10-1142-6600	FRINGE BENEFITS	12,000
10-1142-7000	SUPPLIES AND SERVICES	<u>1,000</u>
		<u>59,188</u>
10-1144-5000 REGISTERED NURSE PROGRAM	TEACHING SALARIES	75,000
10-1144-6600	FRINGE BENEFITS	24,000
10-1144-7000	SUPPLIES AND SERVICES	8,600
10-1144-7200	TRAVEL	<u>5,000</u>
		<u>112,600</u>
10-1150-5000 MECHANICAL MAINTENANCE	TEACHING SALARIES	45,943
10-1150-5800	SAUT CWSP	2,590
10-1150-6600	FRINGE BENEFITS	18,786
10-1150-7000	SUPPLIES AND SERVICES	<u>38,400</u>
		<u>105,719</u>
10-1151-5000 WELDING ACADEMY - MAGNOLIA	TEACHING SALARIES	87,870
10-1151-5100	OVERLOADS	45,000
10-1151-5400	ADMINISTRATIVE SALARIES	27,500
10-1151-5700	EXTRA HELP	12,000
10-1151-6600	FRINGE BENEFITS	55,284
10-1151-7000	SUPPLIES AND SERVICES	83,846
10-1151-7200	TRAVEL	9,000
10-1151-7400	EQUIPMENT	<u>25,000</u>
		<u>345,500</u>
10-1152-5200 SUPPLY CHAIN MANAGEMENT	ADJUNCTS	4,950
10-1152-6600	FRINGE BENEFITS	990
10-1152-7000	SUPPLIES AND SERVICES	<u>1,000</u>
		<u>6,940</u>
10-1153-5200 AUTOMATED ROBOTIC ENGINEERING	ADJUNCTS	24,000
10-1153-6600	FRINGE BENEFITS	3,600
10-1153-7000	SUPPLIES AND SERVICES	<u>12,900</u>

**SOUTHERN ARKANSAS UNIVERSITY TECH
EXPENSE REPORT
BY DEPARTMENT, FUNCTION AND FUND
FOR THE YEAR ENDED JUNE 30, 2020**

	<u>40,500</u>
10-1155-5000 COMPUTER INFORMATION TECHNOLOGY PROG.	TEACHING SALARIES 39,618
10-1155-5100	OVERLOADS 8,800
10-1155-5200	ADJUNCTS 10,000
10-1155-5800	SAUT CWSP 2,590
10-1155-6600	FRINGE BENEFITS 16,608
10-1155-7000	SUPPLIES AND SERVICES 5,000
	<u>82,616</u>
10-1156-5000 MEDICAL OFFICE ADMINISTRATION	TEACHING SALARIES 21,363
10-1156-5100	OVERLOADS 1,650
10-1156-5200	ADJUNCTS 8,250
10-1156-6600	FRINGE BENEFITS 2,600
10-1156-7000	SUPPLIES AND SERVICES 1,000
10-1156-7999	CONTINGENCY 500
	<u>35,363</u>
10-1157-5000 OFFICE MANAGEMENT PROGRAM	TEACHING SALARIES 97,543
10-1157-5100	OVERLOADS 8,000
10-1157-5800	SAUT CWSP 2,590
10-1157-6600	FRINGE BENEFITS 33,925
10-1157-7000	SUPPLIES AND SERVICES 1,000
	<u>143,058</u>
10-1158-5000 COSMETOLOGY PROGRAM	TEACHING SALARIES 35,784
10-1158-6600	FRINGE BENEFITS 12,246
10-1158-7000	SUPPLIES AND SERVICES 6,100
10-1158-7200	TRAVEL 600
10-1158-7999	CONTINGENCY 10,771
	<u>65,501</u>
10-1160-5000 MULTI-MEDIA TECHNOLOGY	TEACHING SALARIES 115,669
10-1160-5100	OVERLOADS 8,500
10-1160-5800	SAUT CWSP 3,108
10-1160-6600	FRINGE BENEFITS 44,866
10-1160-7000	SUPPLIES AND SERVICES 4,650
10-1160-7200	TRAVEL 2,000
10-1160-7400	EQUIPMENT 11,000
	<u>189,793</u>
10-1161-5000 HVAC/E & I	TEACHING SALARIES 39,319
10-1161-6600	FRINGE BENEFITS 14,556
10-1161-7000	SUPPLIES AND SERVICES 11,000
10-1161-7200	TRAVEL 1,500
	<u>66,375</u>
10-1162-5200 FIRE SCIENCE MANAGEMENT	ADJUNCTS 8,250
10-1162-6600	FRINGE BENEFITS 1,000
	<u>9,250</u>

**SOUTHERN ARKANSAS UNIVERSITY TECH
EXPENSE REPORT
BY DEPARTMENT, FUNCTION AND FUND
FOR THE YEAR ENDED JUNE 30, 2020**

10-1166-7000 HONORS PROGRAM	SUPPLIES AND SERVICES	5,500
10-1166-7200	TRAVEL	<u>1,500</u>
		<u>7,000</u>
10-1167-5200 ENVIRONMENTAL SCIENCE	ADJUNCTS	2,500
10-1167-6600	FRINGE BENEFITS	<u>500</u>
		<u>3,000</u>
10-1170-5200 CONCURRENT PROGRAM	ADJUNCTS	4,950
10-1170-5400	ADMINISTRATIVE SALARIES	30,300
10-1170-6600	FRINGE BENEFITS	10,200
10-1170-7000	SUPPLIES AND SERVICES	12,310
10-1170-7200	TRAVEL	<u>5,000</u>
		<u>62,760</u>
10-1172-5000 TEACHER EDUCATION PROGRAM	TEACHING SALARIES	40,400
10-1172-5100	OVERLOADS	6,600
10-1172-5200	ADJUNCTS	8,000
10-1172-6600	FRINGE BENEFITS	17,173
10-1172-7000	SUPPLIES AND SERVICES	<u>2,000</u>
		<u>74,173</u>
10-1173-5200 FOREST HARVESTING TECHNICIAN	ADJUNCTS	18,700
10-1173-6600	FRINGE BENEFITS	3,080
10-1173-7000	SUPPLIES AND SERVICES	1,750
10-1173-7200	TRAVEL	<u>1,000</u>
		<u>24,530</u>
10-1174-5200 NON-DESTRUCTIVE TESTING	ADJUNCTS	4,000
10-1174-6600	FRINGE BENEFITS	400
10-1174-7000	SUPPLIES AND SERVICES	<u>4,000</u>
		<u>8,400</u>
10-1175-5200 WORKFORCE TRAINING	ADJUNCTS	42,300
10-1175-5400	ADMINISTRATIVE SALARIES	12,625
10-1175-6600	FRINGE BENEFITS	14,661
10-1175-7000	SUPPLIES AND SERVICES	27,664
10-1175-7200	TRAVEL	<u>7,500</u>
		<u>104,750</u>
		<u>3,379,268</u>
TOTAL FOR INSTRUCTION		
10-2305-5200 COMMUNITY SERVICE	ADJUNCTS	3,000
10-2305-6600	FRINGE BENEFITS	253
10-2305-7000	SUPPLIES AND SERVICES	6,647
10-2305-7200	TRAVEL	<u>100</u>
		<u>10,000</u>

**SOUTHERN ARKANSAS UNIVERSITY TECH
EXPENSE REPORT
BY DEPARTMENT, FUNCTION AND FUND
FOR THE YEAR ENDED JUNE 30, 2020**

		<u>10,000</u>
10-3300-5400 VC ACADEMICS & PLANNING	ADMINISTRATIVE SALARIES	93,474
10-3300-5200	ADJUNCTS - Chair Stipends	9,900
10-3300-5500	CLASSIFIED SALARIES	26,031
10-3300-5600	FED CWSP	12,980
10-3300-5800	SAUT CWSP	5,550
10-3300-6600	FRINGE BENEFITS	40,352
10-3300-7000	SUPPLIES AND SERVICES	15,879
10-3300-7200	TRAVEL	<u>7,000</u>
		<u>211,166</u>
10-3301-7000 ACADEMIC PROGRAM IMPROVEMENT	SUPPLIES AND SERVICES	<u>20,000</u>
10-3306-5400 ACADEMIC TECHNOLOGY SERVICES	ADMINISTRATIVE SALARIES	52,464
10-3306-6600	FRINGE BENEFITS	15,740
10-3306-7000	SUPPLIES AND SERVICES	212,466
10-3306-7500	COMPUTER LEASE	<u>120,000</u>
		<u>400,670</u>
10-3330-7000 FACULTY DEVELOPMENT	SUPPLIES AND SERVICES	2,500
10-3330-7200	TRAVEL	<u>10,000</u>
		<u>12,500</u>
10-3331-7200 FACULTY SENATE TRAVEL	TRAVEL	<u>15,000</u>
10-3350-5200 ROCKET SUCCESS CENTER	ADJUNCTS	4,400
10-3350-5400	ADMINISTRATIVE SALARIES	53,772
10-3350-5500	CLASSIFIED SALARIES	26,492
10-3350-5700	EXTRA HELP	19,250
10-3350-5800	SAUT CWSP	62,160
10-3350-6600	FRINGE BENEFITS	37,561
10-3350-7000	SUPPLIES AND SERVICES	18,026
10-3350-7200	TRAVEL	5,600
10-3350-7300	LIBRARY HOLDINGS	43,705
10-3350-7400	EQUIPMENT	<u>6,635</u>
		<u>277,601</u>
TOTAL FOR ACADEMIC SUPPORT		<u>936,937</u>
10-4405-5400 CHANCELLOR	ADMINISTRATIVE SALARIES	171,200
10-4405-5500	CLASSIFIED SALARIES	26,551
10-4405-6600	FRINGE BENEFITS	80,925
10-4405-7000	SUPPLIES AND SERVICES	15,100
10-4405-7200	TRAVEL	<u>9,751</u>
		<u>303,527</u>
10-4406-7000 CHARLES ROSS CENTER	SUPPLIES AND SERVICES	<u>5,700</u>

**SOUTHERN ARKANSAS UNIVERSITY TECH
EXPENSE REPORT
BY DEPARTMENT, FUNCTION AND FUND
FOR THE YEAR ENDED JUNE 30, 2020**

10-4411-5400	COMMUNICATIONS & PUBLIC RELATIONS	ADMINISTRATIVE SALARIES	89,125
10-4411-5700		EXTRA HELP	14,420
10-4411-6600		FRINGE BENEFITS	32,000
10-4411-7000		SUPPLIES AND SERVICES	150,000
10-4411-7200		TRAVEL	420
			<u>285,965</u>
10-4412-5400	INSTITUTIONAL EFFECTIVENESS	ADMINISTRATIVE SALARIES	51,510
10-4412-5500		CLASSIFIED SALARIES	28,634
10-4412-6600		FRINGE BENEFITS	26,979
10-4412-7000		SUPPLIES AND SERVICES	17,302
10-4412-7200		TRAVEL	14,135
			<u>138,560</u>
10-4413-7000	BOARD OF TRUSTEES	SUPPLIES AND SERVICES	1,250
10-4415-5400	ADMINISTRATIVE TECHNOLOGY SERVICES	ADMINISTRATIVE SALARIES	22,484
10-4415-5500		CLASSIFIED SALARIES	96,966
10-4415-6600		FRINGE BENEFITS	41,808
10-4415-7000		SUPPLIES AND SERVICES	98,870
10-4415-7200		TRAVEL	6,971
10-4415-7999		CONTINGENCY	60,000
			<u>327,099</u>
10-4420-5500	CAMPUS POLICE	CLASSIFIED SALARIES	98,794
10-4420-5700		EXTRA HELP	33,250
10-4420-6600		FRINGE BENEFITS	41,027
10-4420-7000		SUPPLIES AND SERVICES	9,824
10-4420-7200		TRAVEL	1,000
10-4420-7999		CONTINGENCY	60,000
			<u>243,895</u>
10-4425-7000	MOTOR POOL	SUPPLIES AND SERVICES	20,000
10-4425-7200		TRAVEL	600
10-4425-7400		EQUIPMENT	25,000
			<u>45,600</u>
10-4430-7000	TELEPHONE	SUPPLIES AND SERVICES	21,000
10-4435-7000	LOBBY PHOTOCOPIER	SUPPLIES AND SERVICES	1,500
10-4435-7500		LEASES AND RENTALS	25,000
			<u>26,500</u>
10-4450-5400	BUSINESS OFFICE	ADMINISTRATIVE SALARIES	112,077
10-4450-5500		CLASSIFIED SALARIES	169,783
10-4450-5600		FED CWSP	2,596
10-4450-5800		SAUT CWSP	3,000
10-4450-6600		FRINGE BENEFITS	101,714
10-4450-7000		SUPPLIES AND SERVICES	19,718
10-4450-7200		TRAVEL	4,641

**SOUTHERN ARKANSAS UNIVERSITY TECH
EXPENSE REPORT
BY DEPARTMENT, FUNCTION AND FUND
FOR THE YEAR ENDED JUNE 30, 2020**

	<u>413,529</u>
10-4451-5400 HUMAN RESOURCES	ADMINISTRATIVE SALARIES 43,454
10-4451-6600	FRINGE BENEFITS 17,000
10-4451-7000	SUPPLIES AND SERVICES 2,455
10-4451-7100	ADVERTISING & RECRUITING 12,000
10-4451-7200	TRAVEL 2,920
10-4451-7400	EQUIPMENT 11,320
	<u>89,149</u>
10-4453-5400 VC FINANCE & ADMINISTRATION	ADMINISTRATIVE SALARIES 102,309
10-4453-6600	FRINGE BENEFITS 28,000
10-4453-7000	SUPPLIES AND SERVICES 4,000
10-4453-7200	TRAVEL 5,000
	<u>139,309</u>
10-4454-5400 SALARY RESERVE	ADMINISTRATIVE SALARIES 36,300
10-4460-7000 CENTRAL STORE OPERATION	SUPPLIES AND SERVICES 25,000
10-4461-6600 POST RETIREMENT BENEFITS	FRINGE BENEFITS 30,000
10-4465-7000 POST OFFICE	SUPPLIES AND SERVICES 45,000
10-4470-7000 COMMENCEMENT	SUPPLIES AND SERVICES 16,000
10-4471-7000 SHIPPING AND RECEIVING	SUPPLIES AND SERVICES 500
10-4472-7000 LEGAL/ AUDIT/CONTRACT SERVICES	SUPPLIES AND SERVICES 15,000
10-4473-7000 EMERGENCY RESPONSE	SUPPLIES AND SERVICES 15,000
10-4474-7000 CONSULTANT SERVICES	SUPPLIES AND SERVICES 22,500
10-4476-7000 INSTITUTIONAL MEMBERSHIPS	SUPPLIES AND SERVICES 45,000
10-4477-7000 ASSESSMENT COMMITTEE DEVELOPMENT	SUPPLIES AND SERVICES 700
10-4477-7200	TRAVEL 300
	<u>1,000</u>
10-4478-7000 OFFICIAL FUNCTIONS	SUPPLIES AND SERVICES 4,450
10-4479-5400 DEVELOPMENT AND ALUMNI RELATIONS	ADMINISTRATIVE SALARIES 12,000
10-4479-5700	EXTRA HELP 10,000
10-4479-6600	FRINGE BENEFITS 4,800
10-4479-7000	SUPPLIES AND SERVICES 7,091
	<u>33,891</u>
10-4480-7000 HIGHER LEARNING COMMISSION	SUPPLIES AND SERVICES 16,500
10-4480-7200	TRAVEL 3,177
	<u>19,677</u>
10-4481-7000 BUILDING EQUIPMENT AND RENTALS	SUPPLIES AND SERVICES 2,000

**SOUTHERN ARKANSAS UNIVERSITY TECH
EXPENSE REPORT
BY DEPARTMENT, FUNCTION AND FUND
FOR THE YEAR ENDED JUNE 30, 2020**

10-4482-7000 CONSUMER USE TAX	SUPPLIES AND SERVICES	<u>20,000</u>
10-4490-7000 COLLECTION AGENCY EXPENSE	SUPPLIES AND SERVICES	<u>3,500</u>
10-4494-7000 CLASSIFIED ORGANIZATION	SUPPLIES AND SERVICES	<u>750</u>
10-4497-7000 BANKING EXPENSE	SUPPLIES AND SERVICES	<u>14,000</u>
10-4499-7000 COBRA ADMINISTRATIVE EXPENSE	SUPPLIES AND SERVICES	<u>4,500</u>
10-7732-6600 EMPLOYEE AND DEPENDENT WAIVER BENEFIT	FRINGE BENEFITS	<u>90,000</u>
TOTAL FOR INSTITUTIONAL SUPPORT		<u>2,485,151</u>
10-5505-5400 VC STUDENT SERVICES	ADMINISTRATIVE SALARIES	86,547
10-5505-5500	CLASSIFIED SALARIES	25,268
10-5505-6600	FRINGE BENEFITS	41,000
10-5505-7000	SUPPLIES AND SERVICES	4,420
10-5505-7200	TRAVEL	<u>5,000</u>
		<u>162,235</u>
10-5506-7000 INTERNATIONAL SERVICES	SUPPLIES AND SERVICES	<u>250</u>
10-5507-5700 CHOIR	EXTRA HELP	3,550
10-5507-6600	FRINGE BENEFITS	700
10-5507-7000	SUPPLIES AND SERVICES	2,950
10-5507-7200	TRAVEL	<u>1,000</u>
		<u>8,200</u>
10-5510-5400 REGISTRAR	ADMINISTRATIVE SALARIES	58,510
10-5510-5500	CLASSIFIED SALARIES	52,956
10-5510-5600	FED CWSP	2,596
10-5510-6600	FRINGE BENEFITS	45,000
10-5510-7000	SUPPLIES AND SERVICES	4,000
10-5510-7200	TRAVEL	<u>5,000</u>
		<u>168,062</u>
10-5520-5400 ENROLLMENT MANAGEMENT SERVICES	ADMINISTRATIVE SALARIES	139,880
10-5520-5500	CLASSIFIED SALARIES	46,824
10-5520-5600	FED CWSP	2,596
10-5520-5700	EXTRA HELP	9,620
10-5520-6600	FRINGE BENEFITS	67,213
10-5520-7000	SUPPLIES AND SERVICES	12,110
10-5520-7200	TRAVEL	4,727
10-5520-7400	EQUIPMENT	<u>7,500</u>
		<u>290,470</u>
10-5522-7000 STUDENT ORIENTATION AND REGISTRATION	SUPPLIES AND SERVICES	<u>13,320</u>
10-5560-5400 STUDENT FINANCIAL AID	ADMINISTRATIVE SALARIES	44,440
10-5560-5500	CLASSIFIED SALARIES	80,748

**SOUTHERN ARKANSAS UNIVERSITY TECH
EXPENSE REPORT
BY DEPARTMENT, FUNCTION AND FUND
FOR THE YEAR ENDED JUNE 30, 2020**

10-5560-5600	FED CWSP	5,192
10-5560-6600	FRINGE BENEFITS	44,500
10-5560-7000	SUPPLIES AND SERVICES	11,670
10-5560-7200	TRAVEL	<u>4,747</u>
		<u>191,297</u>
10-5570-5400 STUDENT LIFE	ADMINISTRATIVE SALARIES	41,208
10-5570-5800	SAUT CWSP	7,050
10-5570-6600	FRINGE BENEFITS	14,835
10-5570-7000	SUPPLIES AND SERVICES	11,300
10-5570-7200	TRAVEL	1,000
10-5570-7999	CONTINGENCY	<u>14,300</u>
		<u>89,693</u>
10-5571-7000 STUDENT ORGANIZATIONS	SUPPLIES AND SERVICES	<u>4,000</u>
10-5572-5400 STUDENT RECRUITING	ADMINISTRATIVE SALARIES	80,550
10-5572-5800	SAUT CWSP	2,220
10-5572-6600	FRINGE BENEFITS	30,000
10-5572-7000	SUPPLIES AND SERVICES	27,880
10-5572-7200	TRAVEL	<u>11,000</u>
		<u>151,650</u>
10-5573-5700 CHEERLEADERS	EXTRA HELP	3,000
10-5573-6600	FRINGE BENEFITS	<u>300</u>
		<u>3,300</u>
10-5585-5700 DISABILITY SERVICES	EXTRA HELP	2,775
10-5585-6600	FRINGE BENEFITS	510
10-5585-7000	SUPPLIES AND SERVICES	1,065
10-5585-7200	TRAVEL	<u>1,314</u>
		<u>5,664</u>
		<u>1,088,141</u>
TOTAL FOR STUDENT SERVICES		
10-6605-5400 PHYSICAL PLANT ADMINISTRATION	ADMINISTRATIVE SALARIES	53,510
10-6605-5500	CLASSIFIED SALARIES	58,560
10-6605-5600	FED CWSP	2,596
10-6605-6600	FRINGE BENEFITS	42,977
10-6605-7000	SUPPLIES AND SERVICES	12,400
10-6605-7200	TRAVEL	8,004
10-6605-7400	EQUIPMENT	12,300
10-6605-7999	CONTINGENCY	<u>100,000</u>
		<u>290,347</u>
10-6610-5500 BUILDING MAINTENANCE	CLASSIFIED SALARIES	235,266
10-6610-5800	SAUT CWSP	1,850
10-6610-6600	FRINGE BENEFITS	92,753
10-6610-7000	SUPPLIES AND SERVICES	41,886
10-6610-7400	EQUIPMENT	<u>18,500</u>

**SOUTHERN ARKANSAS UNIVERSITY TECH
EXPENSE REPORT
BY DEPARTMENT, FUNCTION AND FUND
FOR THE YEAR ENDED JUNE 30, 2020**

		<u>390,255</u>
10-6620-5500 GROUNDS MAINTENANCE	CLASSIFIED SALARIES	200,262
10-6620-5800	SAUT CWSP	1,850
10-6620-6600	FRINGE BENEFITS	88,514
10-6620-7000	SUPPLIES AND SERVICES	55,600
10-6620-7400	EQUIPMENT	<u>16,500</u>
		<u>362,726</u>
10-6630-7750 INSTITUTIONAL INSURANCE	PROPERTY INSURANCE	60,000
10-6630-7755	LIABILITY INSURANCE	1,000
10-6630-7757	AUTO INSURANCE	12,000
10-6630-7758	CYBER INSURANCE	<u>5,523</u>
		<u>78,523</u>
10-6640-7770 UTILITIES	UTILITIES	446,367
10-6641-7770 UTILITIES - Magnolia		<u>30,000</u>
		<u>476,367</u>
		<u>1,598,218</u>
TOTAL FOR PHYSICAL PLANT		
10-7705-7600 ACADEMIC SCHOLARSHIP	SCHOLARSHIPS	<u>91,440</u>
10-7710-7600 DUAL CREDIT SCHOLARSHIP	SCHOLARSHIPS	<u>110,000</u>
10-7715-7600 GED SCHOLARSHIP	SCHOLARSHIPS	<u>25,920</u>
10-7717-7600 PUBLIC SERVICE SCHOLARSHIP	SCHOLARSHIPS	<u>62,000</u>
10-7721-7600 VAL/SAL	SCHOLARSHIPS	<u>5,000</u>
10-7722-7600 MERIT	SCHOLARSHIPS	<u>198,000</u>
10-7723-7600 STUDENT LIFE AMBASSADOR	SCHOLARSHIPS	<u>14,000</u>
10-7724-5700 STUDENT LIFE AMBASSADOR Workstudy	SCHOLARSHIPS	<u>17,760</u>
10-7725-7600 NURSING	SCHOLARSHIPS	<u>14,904</u>
10-7727-7600 CONCURRENT AWARD	SCHOLARSHIPS	<u>54,000</u>
10-7728-7600 NURSING OCCUPATIONAL	SCHOLARSHIPS	<u>3,780</u>
10-7729-7600 BORDER COUNTY WAIVER	SCHOLARSHIPS	<u>60,000</u>
10-7730-7600 SENIOR CITIZEN WAIVER	SCHOLARSHIPS	<u>17,500</u>
10-7731-7600 NATIONAL GUARD WAIVER	SCHOLARSHIPS	<u>5,000</u>
10-7735-7600 MILITARY ACTIVATION	SCHOLARSHIPS	<u>500</u>
10-7736-7600 MISCELLANEOUS	SCHOLARSHIPS	<u>1,000</u>

**SOUTHERN ARKANSAS UNIVERSITY TECH
EXPENSE REPORT
BY DEPARTMENT, FUNCTION AND FUND
FOR THE YEAR ENDED JUNE 30, 2020**

10-7737-7600 CIRCUMSTANCE/OPPORTUNITY SCHOLARSHIP	SCHOLARSHIPS	<u>8,680</u>
10-7740-7600 NON-TRAD - PROGRESSIVE SCHOLARSHIP	SCHOLARSHIPS	<u>14,000</u>
10-7745-7600 MISS SAUT	SCHOLARSHIPS	<u>3,000</u>
10-7750-7600 VICA	SCHOLARSHIPS	<u>6,000</u>
10-7752-7600 WELDING	SCHOLARSHIPS	<u>4,500</u>
10-7755-7600 FIRE OCCUPATIONAL SCHOLARSHIP	SCHOLARSHIPS	<u>262,200</u>
10-7756-7600 LAW OCCUPATIONAL SCHOLARSHIP	SCHOLARSHIPS	<u>523,200</u>
10-7757-7600 ACADEMIC CHALLENGE SUPPORT	SCHOLARSHIPS	<u>50,000</u>
TOTAL FOR SCHOLARSHIPS & WAIVERS		<u>1,552,384</u>
10-9685-9900 2018A DEBT SERV TRANSFER	MANDATORY TRANSFER	256,881
10-9687-9900 2018B DEBT SERV TRANSFER	MANDATORY TRANSFER	57,575
10-9820-9900 FACILITY USE FEE TRANSFER	MANDATORY TRANSFER	77,806
10-9300-9920 ATHLETIC TRANSFER	AUXILIARY TRANSFER	<u>197,350</u>
TOTAL FOR TRANSFERS		<u>589,612</u>
TOTAL FOR EDUCATIONAL & GENERAL		<u>\$ 11,639,711</u>
20-4575-5500 STUDENT APARTMENTS	CLASSIFIED SALARIES	\$ 23,412
20-4575-5700	EXTRA HELP	15,000
20-4575-6600	FRINGE BENEFITS	10,000
20-4575-6602	RA HOUSING ALLOWANCE	13,900
20-4575-7000	SUPPLIES AND SERVICES	41,995
20-4575-7200	TRAVEL	3,000
20-4575-7400	EQUIPMENT	43,165
20-4575-7500	DEBT SERVICE/LEASE	<u>251,508</u>
TOTAL FOR STUDENT APARTMENTS		<u>401,980</u>
20-4600-5000 MEN'S BASKETBALL	TEACHING SALARIES	25,000
20-4600-5700	EXTRA HELP	8,000
20-4600-6600	FRINGE BENEFITS	10,000
20-4600-7000	SUPPLIES AND SERVICES	25,500
20-4600-7200	TRAVEL	18,000
20-4600-7600	SCHOLARSHIPS	<u>35,000</u>
TOTAL FOR MEN'S BASKETBALL		<u>121,500</u>
20-4650-5000 WOMEN'S BASKETBALL	TEACHING SALARIES	25,000
20-4650-5700	EXTRA HELP	8,000
20-4650-6600	FRINGE BENEFITS	10,000
20-4650-7000	SUPPLIES AND SERVICES	25,500
20-4650-7200	TRAVEL	18,000
20-4650-7600	SCHOLARSHIPS	<u>35,000</u>

**SOUTHERN ARKANSAS UNIVERSITY TECH
EXPENSE REPORT
BY DEPARTMENT, FUNCTION AND FUND
FOR THE YEAR ENDED JUNE 30, 2020**

		<u>121,500</u>
TOTAL FOR WOMEN'S BASKETBALL		
20-4700-5000 WOMEN'S SOFTBALL	TEACHING SALARIES	17,000
20-4700-5700	EXTRA HELP	3,000
20-4700-6600	FRINGE BENEFITS	7,750
20-4700-7000	SUPPLIES AND SERVICES	28,500
20-4700-7200	TRAVEL	17,000
20-4700-7600	SCHOLARSHIPS	<u>30,000</u>
		<u>103,250</u>
20-4800-5700 ATHLETIC ADMINISTRATION	EXTRA HELP	9,000
20-4800-6600	FRINGE BENEFITS	1,000
20-4800-7000	SUPPLIES AND SERVICES	<u>6,500</u>
		<u>16,500</u>
TOTAL FOR ATHLETIC ADMINISTRATION		
20-9300-9920 ATHLETIC TRANSFER FROM E & G		<u>(197,350)</u>
TOTAL FOR AUXILIARY		
		<u>\$ 567,380</u>
TOTAL FOR E & G AND AUXILIARY EXPENDITURES		
		<u>\$ 12,207,091</u>

**ARKANSAS FIRE TRAINING ACADEMY
COMPARISON OF PRIOR YEAR TO CURRENT YEAR (BUDGET)--
24 LINE REPORT
FOR THE YEAR ENDED JUNE 30, 2020**

	REVENUE:	2018-2019	2019-2020	Difference	% of Total
1	TUITION	\$ 223,000	\$ 164,000	\$ (59,000)	8.36%
2	OTHER STUDENT FEES			-	0.00%
3	STATE APPROPRIATIONS	1,743,560	1,778,524	34,964	90.62%
4	GIFTS AND GRANTS			-	0.00%
5	SALES AND SERVICES	23,200	20,200	(3,000)	1.03%
6	OTHER			-	0.00%
7	TOTAL E&G REVENUE	1,989,760	1,962,724	(27,036)	100.00%
8	AUXILIARY REVENUE				
9	TOTAL OPERATING REVENUES	1,989,760	1,962,724	(27,036)	100.00%
	EXPENDITURES:				
10	SALARIES	978,008	965,076	(12,932)	49.17%
11	EXTRA HELP	52,400	36,000	(16,400)	1.83%
12	FRINGE BENEFITS	311,378	307,605	(3,773)	15.67%
13	SUPPLIES AND SERVICES	505,982	493,214	(12,768)	25.13%
14	TRAVEL	18,506	18,300	(206)	0.93%
15	UTILITIES	75,500	75,500	-	3.85%
16	INSURANCE	27,986	31,029	3,043	1.58%
17	SCHOLARSHIPS			-	0.00%
18	EQUIPMENT	20,000	36,000	16,000	1.83%
19	LIBRARY HOLDINGS			-	0.00%
20	TRANSFERS TO (FROM) OTHER FUNDS			-	0.00%
21	DEBT SERVICE			-	0.00%
22	MAINTENANCE & SERVICE CONTRACTS			-	0.00%
23	TOTAL OPERATING EXPENDITURES	1,989,760	1,962,724	(27,036)	100.00%
24	SURPLUS/(DEFICIT)	\$ -	\$ -	-	

NOTES TO THE 24 LINE REPORT – Arkansas Fire Training Academy

REVENUE

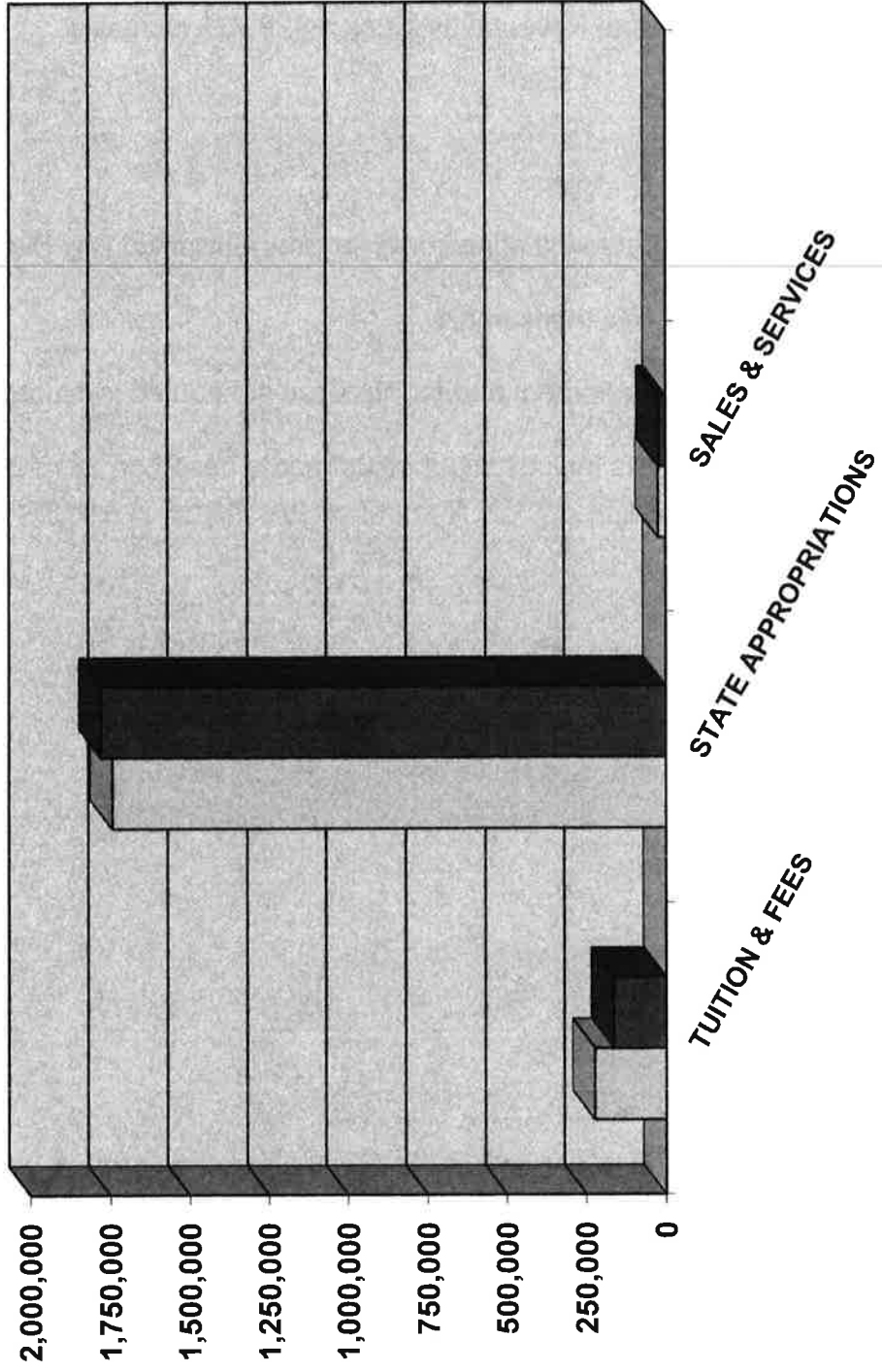
- Tuition and Fees are based on the 2018-2019 actuals.
-
- Sales and Services are based on the 2018-2019 actuals.
- State General Revenue is based on Revenue Stabilization Act and Educational Excellence Trust Fund. State General Revenue includes a \$29,722 increase.

EXPENDITURES

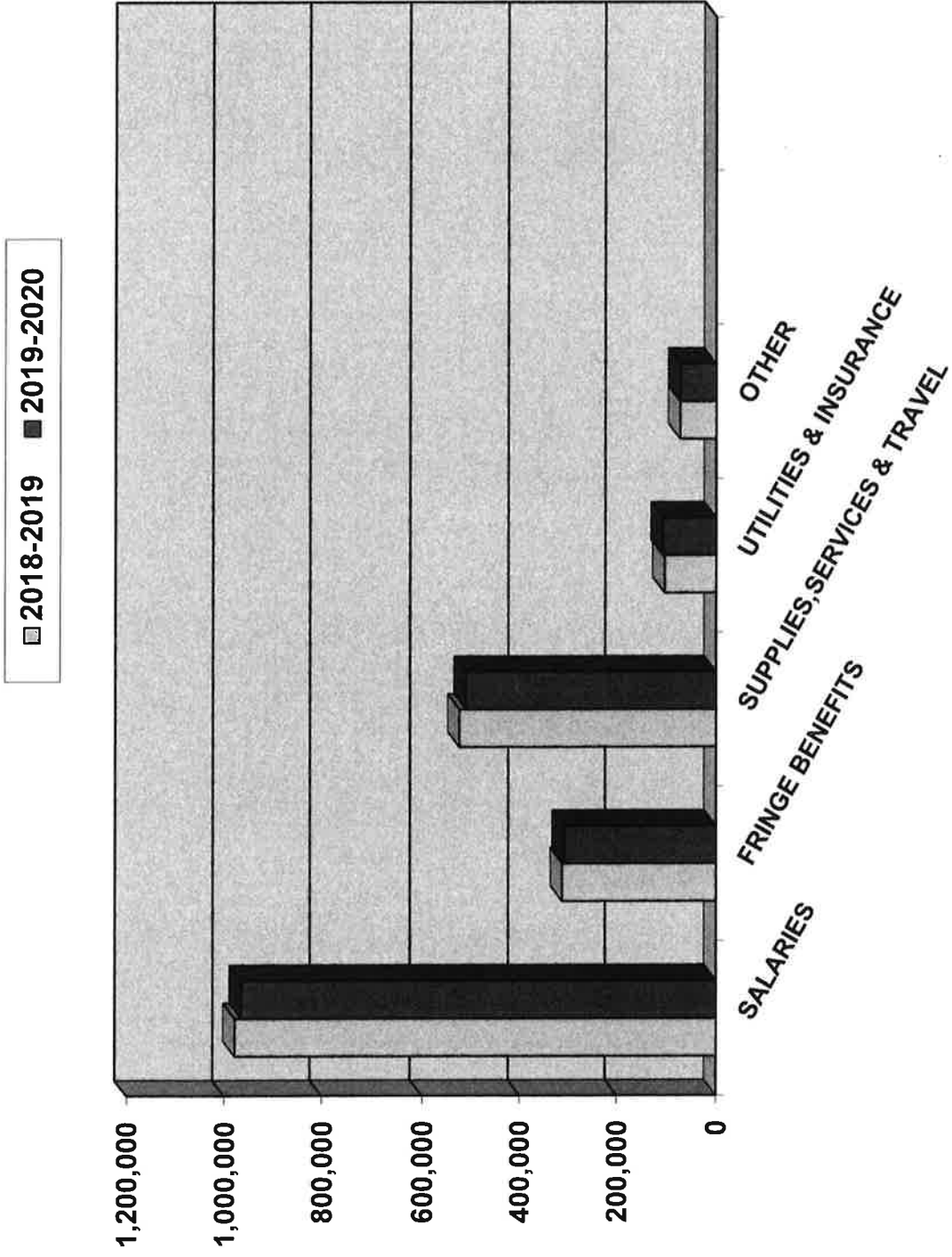
- Budget includes a 1% Cola and adjustment for new Classified Pay Plan.
- 5% Decrease in group health insurance.
- Various fire protection equipment and facilities are scheduled to be repaired or replaced.
- Supply and travel budgets include slight adjustments based on 2018-2019 actual expenses.

ARKANSAS FIRE TRAINING ACADEMY
 COMPARISON OF 24-LINE REPORT REVENUE
 FOR THE YEAR ENDED JUNE 30, 2020

□ 2018-2019 ■ 2019-2020



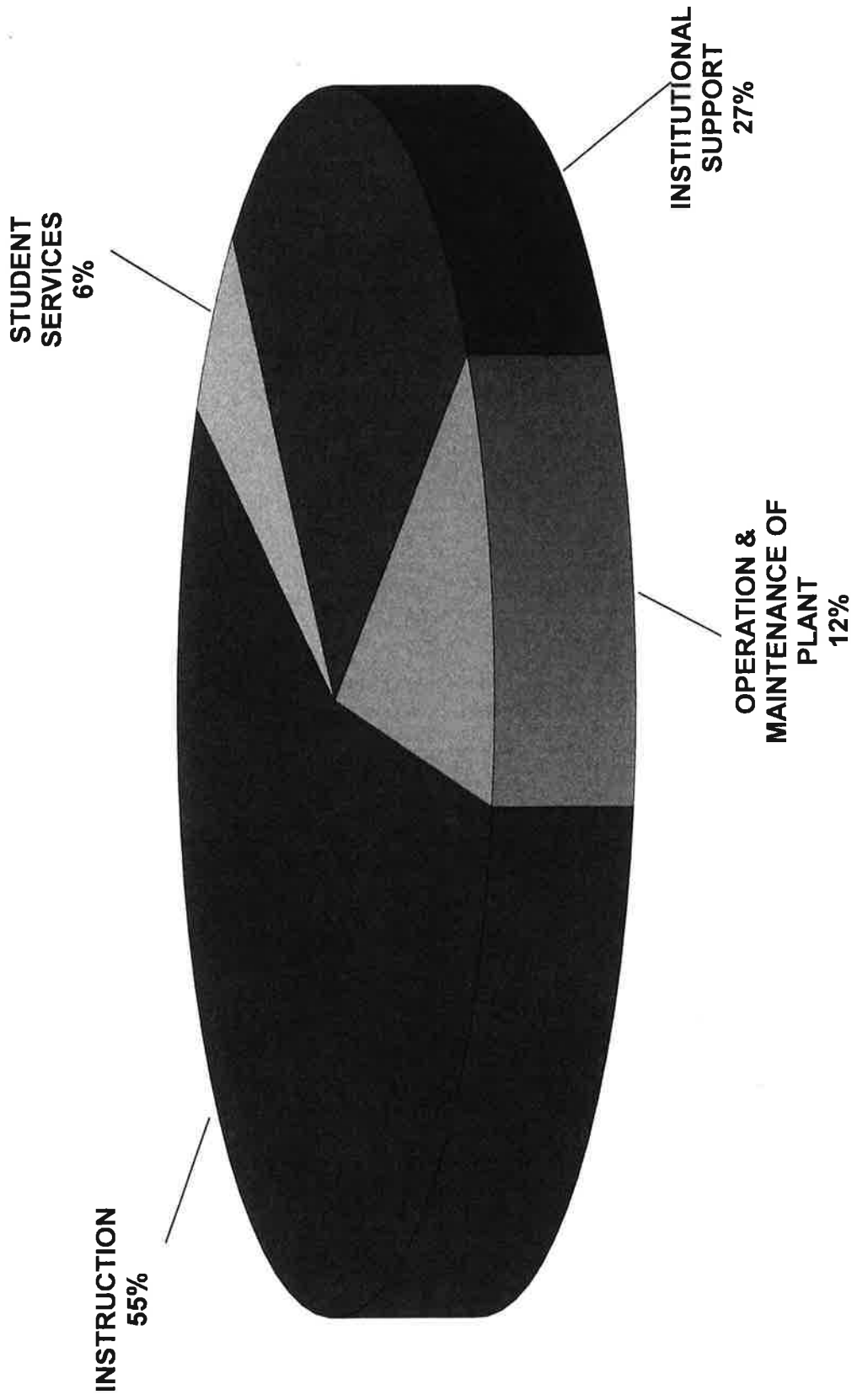
**ARKANSAS FIRE TRAINING ACADEMY
COMPARISON OF 24-LINE REPORT EXPENDITURES
FOR THE YEAR ENDED JUNE 30, 2020**



**ARKANSAS FIRE TRAINING ACADEMY
CURRENT FUND EXPENDITURES--UNRESTRICTED EDUCATIONAL GENERAL (BUDGET)
MAJOR OBJECT CLASSIFICATION
FOR THE YEAR ENDED JUNE 30, 2020**

	SALARIES	EXTRA HELP	BENEFITS	EXPENSES SUPPLIES	DEBT SERVICE	CAPITAL OUTLAY	TRANSFERS	TOTAL
INSTRUCTION								
TEACHING SALARIES	\$ 560,739							\$ 560,739
DEPT. OPERATING EXPENSE	176,400	\$ 36,000	\$ 230,107	\$ 77,989				520,496
TOTAL INSTRUCTION	737,139	36,000	230,107	77,989				1,081,235
RESEARCH								
PUBLIC SERVICE								
ACADEMIC SUPPORT								
LIBRARIES								
OTHER ACADEMIC SUPPORT								
TOTAL ACADEMIC SUPPORT				112,407				112,407
STUDENT SERVICES				283,195				528,948
INSTITUTIONAL SUPPORT	183,398		62,355					
OPERATION & MAINTENANCE OF PLANT UTILITIES				65,000				65,000
OTHER OPERATION & MAINTENANCE	44,539		15,143	79,452		36,000		175,134
TOTAL OPERATION & MAINTENANCE OF PLANT	44,539		15,143	144,452		36,000		240,134
SCHOLARSHIPS								
DEBT SERVICE								
SUB-TOTAL	965,076	36,000	307,605	618,043		36,000		1,962,724
TRANSFERS								
MANDATORY								
NON-MANDATORY								
TOTAL EXPENDITURES & TRANSFERS	\$ 965,076	\$ 36,000	\$ 307,605	\$ 618,043	\$ 36,000	\$ 36,000		\$ 1,962,724

ARKANSAS FIRE TRAINING ACADEMY
EDUCATIONAL & GENERAL EXPENDITURES
FOR THE YEAR ENDED JUNE 30, 2020



**ARKANSAS FIRE TRAINING ACADEMY
REVENUE REPORT
BY DEPARTMENT, FUNCTION AND FUND
FOR THE YEAR ENDED JUNE 30, 2020**

Account #	Account Title	Amount
11-0100-4180	INTERNATIONAL STUDENT TUITION	\$ 34,000
11-0100-4506	FTA INDUSTRIAL INCOME	80,000
11-0100-4507	EMS TRAINING REVENUE	<u>50,000</u>
TOTAL TUITION AND FEES		<u>164,000</u>
11-0200-4205	STATE APPROPRIATIONS - GENERAL REVENUE/ED EXCELLENCE	<u>1,778,524</u>
TOTAL STATE APPROPRIATIONS		<u>1,778,524</u>
11-0300-4405	FTA BOOKCENTER SALES COMMISSION	8,000
11-0300-4406	IFSAC CERTIFICATION REVENUE	7,000
11-0300-4407	STATEWIDE TRAINING PATCH PROG	200
11-0400-4535	OTHER INCOME	<u>5,000</u>
TOTAL SALES AND SERVICES		<u>20,200</u>
TOTAL EDUCATIONAL & GENERAL REVENUE		<u>\$ 1,962,724</u>

**ARKANSAS FIRE TRAINING ACADEMY
E & G AND AUXILIARY EXPENSE REPORT
FOR THE YEAR ENDED JUNE 30, 2020**

Account #	Department	Account Title	Amount
11-1190-5000	FIRE FIGHTERS STANDARDS PROGRAM	TEACHING SALARIES	\$ 205,362
11-1194-5000	STATE/REGIONAL PROGRAM		<u>254,877</u>
TOTAL FOR TEACHING SALARIES			<u>\$ 460,239</u>
11-1190-5200	FIRE FIGHTERS STANDARDS PROGRAM	ADJUNCTS	\$ 5,000
11-1191-5200	JONESBORO SATELLITE		10,000
11-1192-5200	EMERGENCY MEDICAL SERVICES PROG		40,000
11-1193-5200	LINCOLN SATELLITE		4,500
11-1194-5200	STATE/REGIONAL PROGRAM		38,000
11-1196-5200	FTA INDUSTRIAL PROGRAM		<u>3,000</u>
TOTAL FOR ADJUNCTS			<u>\$ 100,500</u>
11-1194-5400	STATE/REGIONAL PROGRAM	ADMINISTRATIVE SALARIES	\$ 65,314
11-4492-5400	FTA INSTITUTIONAL SUPPORT		<u>84,172</u>
TOTAL FOR ADMINISTRATIVE SALARIES			<u>\$ 149,486</u>
11-1190-5500	FIRE FIGHTERS STANDARDS PROGRAM	CLASSIFIED SALARIES	\$ 24,112
11-1192-5500	EMERGENCY MEDICAL SERVICES PROG		23,412
11-1194-5500	STATE/REGIONAL PROGRAM		63,562
11-4492-5500	FTA INSTITUTIONAL SUPPORT		99,226
11-6690-5500	FTA PHYSICAL PLANT MAINTENANCE		<u>44,539</u>
TOTAL FOR CLASSIFIED SALARIES			<u>\$ 254,851</u>
TOTAL FOR REGULAR SALARIES			<u>\$ 965,076</u>
11-1190-5700	FIRE FIGHTERS STANDARDS PROGRAM	EXTRA HELP	\$ 20,000
11-1191-5700	JONESBORO SATELLITE		8,000
11-1193-5700	LINCOLN SATELLITE		<u>8,000</u>
TOTAL FOR EXTRA HELP			<u>\$ 36,000</u>
11-1190-6600	FIRE FIGHTERS STANDARDS PROGRAM	ALLOCATED FRINGES	\$ 80,521
11-1191-6600	JONESBORO SATELLITE		1,800
11-1192-6600	EMERGENCY MEDICAL SERVICES PROG		11,960
11-1193-6600	LINCOLN SATELLITE		1,250
11-1194-6600	STATE/REGIONAL PROGRAM		134,276
11-1196-6600	FTA INDUSTRIAL PROGRAM		300
11-4492-6600	FTA INSTITUTIONAL SUPPORT		62,355
11-6690-6600	FTA PHYSICAL PLANT MAINTENANCE		<u>15,143</u>
TOTAL FOR ALLOCATED FRINGES			<u>\$ 307,605</u>

**ARKANSAS FIRE TRAINING ACADEMY
E & G AND AUXILIARY EXPENSE REPORT
FOR THE YEAR ENDED JUNE 30, 2020**

Account #	Department	Account Title	Amount
11-1190-7000	FIRE FIGHTERS STANDARDS PROGRAM	SUPPLIES AND SERVICES	\$ 18,489
11-1191-7000	JONESBORO SATELLITE		8,000
11-1192-7000	EMERGENCY MEDICAL SERVICES PROG		10,000
11-1193-7000	LINCOLN SATELLITE		8,000
11-1194-7000	STATE/REGIONAL PROGRAM		8,000
11-1196-7000	FTA INDUSTRIAL PROGRAM		5,000
11-4492-7000	FTA INSTITUTIONAL SUPPORT		88,043
11-4493-7000	CANADIAN TUITION TRANSFER		9,000
11-6690-7000	FTA PHYSICAL PLANT MAINTENANCE		48,423
11-4492-7050	FTA INSTITUTIONAL SUPPORT	ADMINISTRATIVE OVERHEAD	177,852
11-5590-7800	FTA ROOM & BOARD	STUDENT ROOM & BOARD	17,600
11-5591-7800	FIRE FIGHTERS STANDARDS ROOM & BOARD		94,000
11-5592-7800	STATE/REGIONAL ROOM & BOARD		807
TOTAL FOR SUPPLIES & SERVICES			<u>\$ 493,214</u>
11-1194-7200	STATE/REGIONAL PROGRAM		\$ 10,000
11-4492-7200	FTA INSTITUTIONAL SUPPORT		8,300
TOTAL FOR TRAVEL			<u>\$ 18,300</u>
11-6690-7999	FTA PHYSICAL PLANT MAINTENANCE	CONTINGENCY	36,000
TOTAL FOR EQUIPMENT			<u>\$ 36,000</u>
11-6630-7750	PROPERTY INSURANCE	INSTITUTIONAL INSURANCE	\$ 12,000
11-6630-7755	LIABILITY INSURANCE		1,529
11-6630-7757	AUTO INSURANCE		16,800
11-6630-7758	CYBER INSURANCE		700
TOTAL FOR INSTITUTIONAL INSURANCE			<u>\$ 31,029</u>
11-1191-7770	JONESBORO SATELLITE	UTILITIES	\$ 6,000
11-1193-7770	LINCOLN SATELLITE		4,500
11-6640-7770	UTILITIES		65,000
TOTAL FOR UTILITIES			<u>\$ 75,500</u>

**ARKANSAS FIRE TRAINING ACADEMY
EXPENSE REPORT
BY DEPARTMENT, FUNCTION AND FUND
FOR THE YEAR ENDED JUNE 30, 2020**

Account #	Department	Account Title	Amount
11-1190-5000	FIRE FIGHTERS STANDARDS PROGRAM	TEACHING SALARIES	\$ 205,362
11-1190-5200		ADJUNCTS	5,000
11-1190-5500		CLASSIFIED SALARIES	24,112
11-1190-5700		EXTRA HELP	20,000
11-1190-6600		FRINGE BENEFITS	80,521
11-1190-7000		SUPPLIES AND SERVICES	18,489
			<u>353,484</u>
11-1191-5200	JONESBORO SATELLITE	ADJUNCTS	10,000
11-1191-5700		EXTRA HELP	8,000
11-1191-6600		FRINGE BENEFITS	1,800
11-1191-7000		SUPPLIES AND SERVICES	8,000
11-1191-7770		UTILITIES	6,000
			<u>33,800</u>
11-1192-5200	EMERGENCY MEDICAL SERVICES PROG	ADJUNCTS	40,000
11-1192-5500		CLASSIFIED SALARIES	23,412
11-1192-6600		FRINGE BENEFITS	11,960
11-1192-7000		SUPPLIES AND SERVICES	10,000
			<u>85,372</u>
11-1193-5200	LINCOLN SATELLITE	ADJUNCTS	4,500
11-1193-5700		EXTRA HELP	8,000
11-1193-6600		FRINGE BENEFITS	1,250
11-1193-7000		SUPPLIES AND SERVICES	8,000
11-1193-7770		UTILITIES	4,500
			<u>26,250</u>
11-1194-5000	STATE/REGIONAL PROGRAM	TEACHING SALARIES	254,877
11-1194-5200		ADJUNCTS	38,000
11-1194-5400		ADMINISTRATIVE SALARIES	65,314
11-1194-5500		CLASSIFIED SALARIES	63,562
11-1194-6600		FRINGE BENEFITS	134,276
11-1194-7000		SUPPLIES AND SERVICES	8,000
11-1194-7200		TRAVEL	10,000
			<u>574,029</u>
11-1196-5200	FTA INDUSTRIAL PROGRAM	ADJUNCTS	3,000
11-1196-6600		FRINGE BENEFITS	300
11-1196-7000		SUPPLIES AND SERVICES	5,000
			<u>8,300</u>

**ARKANSAS FIRE TRAINING ACADEMY
EXPENSE REPORT
BY DEPARTMENT, FUNCTION AND FUND
FOR THE YEAR ENDED JUNE 30, 2020**

Account #	Department	Account Title	Amount
TOTAL FOR INSTRUCTION			<u>1,081,235</u>
11-4492-5400	FTA INSTITUTIONAL SUPPORT	ADMINISTRATIVE SALARIES	84,172
11-4492-5500		CLASSIFIED SALARIES	99,226
11-4492-6600		FRINGE BENEFITS	62,355
11-4492-7000		SUPPLIES AND SERVICES	88,043
11-4492-7050		ADMINISTRATIVE OVERHEAD	177,852
11-4492-7200		TRAVEL	8,300
11-4493-7000		CANADIAN TUITION TRANSFER	<u>9,000</u>
			<u>528,948</u>
TOTAL FOR INSTITUTIONAL SUPPORT			<u>528,948</u>
11-5590-7800	FTA ROOM & BOARD	STUDENT ROOM & BOARD	<u>17,600</u>
11-5591-7800	FIRE FIGHTERS STANDARDS ROOM & BOARD	STUDENT ROOM & BOARD	<u>94,000</u>
11-5592-7800	STATE/REGIONAL ROOM & BOARD	STUDENT ROOM & BOARD	<u>807</u>
TOTAL FOR STUDENT SERVICES			<u>112,407</u>
11-6630-7750	INSTITUTIONAL INSURANCE	PROPERTY INSURANCE	12,000
11-6630-7755		LIABILITY INSURANCE	1,529
11-6630-7757		AUTO INSURANCE	16,800
11-6630-7758		CYBER INSURANCE	<u>700</u>
			<u>31,029</u>
11-6640-7770	UTILITIES	UTILITIES	<u>65,000</u>
11-6690-5500	FTA PHYSICAL PLANT MAINTENANCE	CLASSIFIED SALARIES	44,539
11-6690-6600		FRINGE BENEFITS	15,143
11-6690-7000		SUPPLIES AND SERVICES	48,423
11-6690-7999		CONTINGENCY	<u>36,000</u>
			<u>144,105</u>
TOTAL FOR PHYSICAL PLANT			<u>240,134</u>
TOTAL EDUCATIONAL & GENERAL			<u>\$ 1,962,724</u>

**ARKANSAS ENVIRONMENTAL TRAINING ACADEMY
COMPARISON OF PRIOR YEAR TO CURRENT YEAR (BUDGET)--
24 LINE REPORT
FOR THE YEAR ENDED JUNE 30, 2020**

	REVENUE:	2018-2019	2019-2020	Difference	% of Total
1	TUITION	\$ 382,600	\$ 271,500	\$ (111,100)	39.63%
2	OTHER STUDENT FEES			-	0.00%
3	STATE APPROPRIATIONS	404,887	413,590	8,703	60.37%
4	GIFTS AND GRANTS			-	0.00%
5	SALES AND SERVICES			-	0.00%
6	OTHER			-	0.00%
7	TOTAL E&G REVENUE	787,487	685,090	(102,397)	100.00%
8	AUXILIARY REVENUE				
9	TOTAL OPERATING REVENUES	787,487	685,090	(102,397)	100.00%
EXPENDITURES:					
10	SALARIES	447,409	398,184	(49,225)	58.12%
11	EXTRA HELP			-	0.00%
12	FRINGE BENEFITS	142,550	134,761	(7,789)	19.67%
13	SUPPLIES AND SERVICES	154,028	107,295	(46,733)	15.66%
14	TRAVEL	35,000	36,000	1,000	5.25%
15	UTILITIES	3,500	3,500	-	0.51%
16	INSURANCE	5,000	5,350	350	0.78%
17	SCHOLARSHIPS			-	0.00%
18	EQUIPMENT			-	0.00%
19	LIBRARY HOLDINGS			-	0.00%
20	TRANSFERS TO (FROM) OTHER FUNDS			-	0.00%
21	DEBT SERVICE			-	0.00%
22	MAINTENANCE & SERVICE CONTRACTS			-	0.00%
23	TOTAL OPERATING EXPENDITURES	787,487	685,090	(102,397)	100.00%
24	SURPLUS/(DEFICIT)	\$ -	\$ -		

NOTES TO THE 24 LINE REPORT – Arkansas Environmental Training Academy

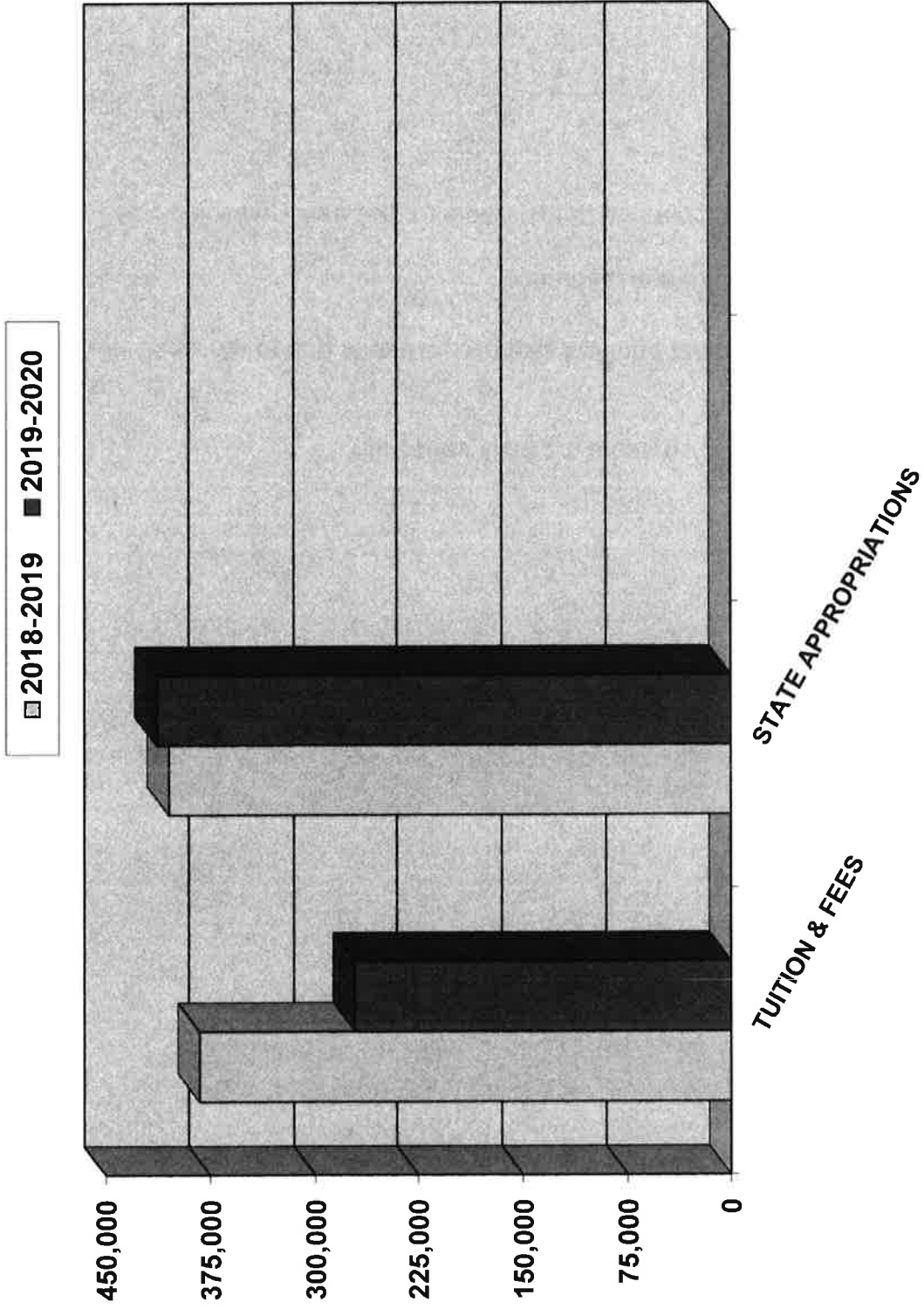
REVENUES

- Tuition and Fees are based on the 2018-2019 actuals.
- State General Revenue is based on Revenue Stabilization Act and Educational Excellence Trust Fund. State General Revenue includes a \$6,631 increase.

EXPENDITURES


- Budget includes a 1% Cola and adjustments for the new Classified Pay Plan.
- 5% Decrease in group health insurance.
- Adjunct, supply and travel budgets include increases due to the rising demand in statewide training.
- AETA trains over 3,400 students annually statewide.

ARKANSAS ENVIRONMENTAL TRAINING ACADEMY
 COMPARISON OF 24-LINE REPORT REVENUE
 FOR THE YEAR ENDED JUNE 30, 2020



**ARKANSAS ENVIRONMENTAL TRAINING ACADEMY
COMPARISON OF 24-LINE REPORT EXPENDITURES
FOR THE YEAR ENDED JUNE 30, 2020**

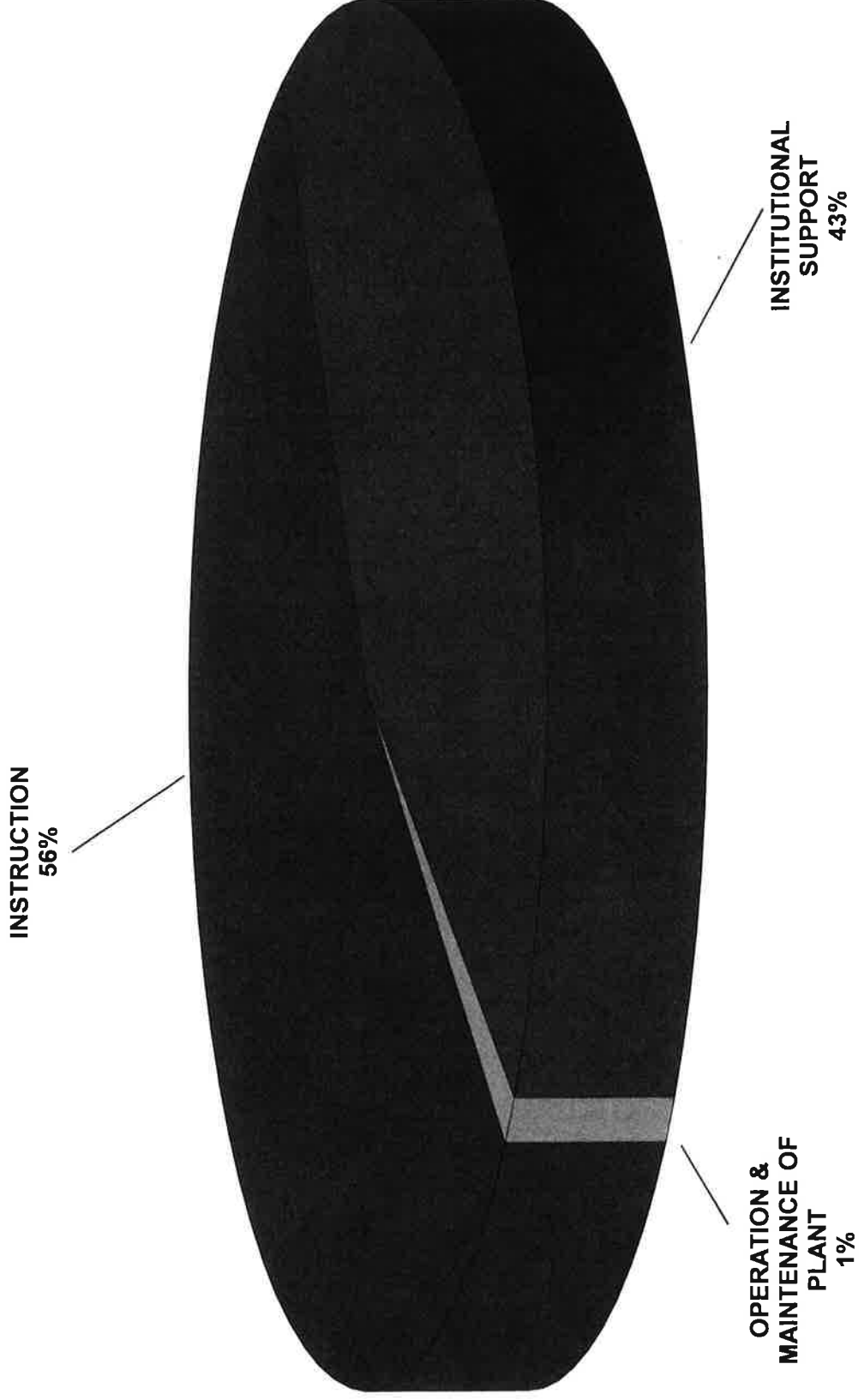
□ 2018-2019 ■ 2019-2020



ARKANSAS ENVIRONMENTAL TRAINING ACADEMY
CURRENT FUND EXPENDITURES--UNRESTRICTED EDUCATIONAL GENERAL (BUDGET)
MAJOR OBJECT CLASSIFICATION
FOR THE YEAR ENDED JUNE 30, 2020

	SALARIES	EXTRA HELP	BENEFITS	EXPENSES SUPPLIES	DEBT SERVICE	CAPITAL OUTLAY	TRANSFERS	TOTAL
INSTRUCTION								
TEACHING SALARIES	\$ 252,655							\$ 252,655
DEPT. OPERATING EXPENSE			\$ 86,181	\$ 45,000				131,181
TOTAL INSTRUCTION	<u>252,655</u>		<u>86,181</u>	<u>45,000</u>				<u>383,836</u>
RESEARCH								
PUBLIC SERVICE								
ACADEMIC SUPPORT								
LIBRARIES								
OTHER ACADEMIC SUPPORT								
TOTAL ACADEMIC SUPPORT								
STUDENT SERVICES								
INSTITUTIONAL SUPPORT	145,529		48,580	98,295				<u>292,404</u>
OPERATION & MAINTENANCE OF PLANT								
UTILITIES				3,500				3,500
OTHER OPERATION & MAINTENANCE				5,350				5,350
TOTAL OPERATION & MAINTENANCE OF PLANT				<u>8,850</u>				<u>8,850</u>
SCHOLARSHIPS								
DEBT SERVICE								
TRANSFERS								
MANDATORY								
NON-MANDATORY								
TOTAL EXPENDITURES & TRANSFERS	<u>\$ 398,184</u>		<u>\$ 134,761</u>	<u>\$ 152,145</u>				<u>\$ 685,090</u>

**ARKANSAS ENVIRONMENTAL TRAINING ACADEMY
EDUCATIONAL & GENERAL EXPENDITURES
FOR THE YEAR ENDED JUNE 30, 2020**



**ARKANSAS ENVIRONMENTAL TRAINING ACADEMY
REVENUE REPORT
BY DEPARTMENT, FUNCTION AND FUND
FOR THE YEAR ENDED, JUNE 30, 2020**

Account #	Account Title	Amount
12-0100-4161	WASTEWATER TRAINING FEES	\$ 19,500
12-0100-4191	WASTEWATER INTERNET FEES	8,500
12-0100-4162	SOLID WASTE TRAINING FEES	90,000
12-0100-4192	SOLID WASTE INTERNET FEES	15,000
12-0100-4163	BACKFLOW TRAINING FEES	80,000
12-0100-4194	WATER INTERNET FEES	8,500
12-0100-4165	EHS TRAINING FEES	50,000
TOTAL TUITION AND FEES		<u>271,500</u>
12-0200-4205	STATE APPROPRIATIONS - GENERAL REVENUE/ED EXCELLENCE	<u>413,590</u>
TOTAL STATE APPROPRIATIONS		<u>413,590</u>
TOTAL EDUCATIONAL & GENERAL REVENUE		<u><u>\$ 685,090</u></u>

**ARKANSAS ENVIRONMENTAL TRAINING ACADEMY
E & G AND AUXILIARY EXPENSE REPORT
FOR THE YEAR ENDED JUNE 30, 2020**

Account #	Department	Account Title	Amount
12-1185-5000	ENVIRONMENTAL HEALTH & SAFETY	TEACHING SALARIES	\$ 47,792
12-1195-5000	WASTEWATER PROGRAM		23,180
12-1197-5000	SOLID WASTE PROGRAM		22,725
12-1198-5000	BACKFLOW PROGRAM		45,450
12-1199-5000	WATER PROGRAM		47,241
12-1195-5300	WASTEWATER PROGRAM	OFF CAMPUS TEACHING SALARIE	23,179
12-1197-5300	SOLID WASTE PROGRAM		22,725
TOTAL FOR TEACHING SALARIES			<u>\$ 232,292</u>
12-1185-5200	ENVIRONMENTAL HEALTH & SAFETY		\$ 3,000
12-1195-5200	WASTEWATER PROGRAM		4,000
12-1197-5200	SOLID WASTE PROGRAM		9,363
12-1199-5200	WATER PROGRAM		4,000
TOTAL FOR ADJUNCTS			<u>\$ 20,363</u>
12-4495-5400	INSTITUTIONAL SUPPORT	ADMINISTRATIVE SALARIES	<u>\$ 88,702</u>
TOTAL FOR ADMINISTRATIVE SALARIES			<u>\$ 88,702</u>
12-4495-5500	INSTITUTIONAL SUPPORT	CLASSIFIED SALARIES	<u>\$ 56,827</u>
TOTAL FOR CLASSIFIED SALARIES			<u>\$ 56,827</u>
TOTAL FOR REGULAR SALARIES			<u>\$ 398,184</u>
12-1185-6600	ENVIRONMENTAL HEALTH & SAFETY		\$ 17,070
12-1195-6600	WASTEWATER PROGRAM		16,800
12-1197-6600	SOLID WASTE PROGRAM		17,961
12-1198-6600	BACKFLOW PROGRAM		15,100
12-1199-6600	WATER PROGRAM		19,250
12-4495-6600	INSTITUTIONAL SUPPORT		48,580
TOTAL FOR ALLOCATED FRINGES			<u>\$ 134,761</u>

**ARKANSAS ENVIRONMENTAL TRAINING ACADEMY
E & G AND AUXILIARY EXPENSE REPORT
FOR THE YEAR ENDED JUNE 30, 2020**

Account #	Department	Account Title	Amount
12-1185-7000	ENVIRONMENTAL HEALTH & SAFETY		\$ 2,500
12-1195-7000	WASTEWATER PROGRAM		2,500
12-1197-7000	SOLID WASTE PROGRAM		2,500
12-1198-7000	BACKFLOW PROGRAM		5,000
12-1199-7000	WATER PROGRAM		2,500
12-4495-7000	INSTITUTIONAL SUPPORT		50,936
12-4495-7050	INSTITUTIONAL SUPPORT	ADMINISTRATIVE OVERHEAD	<u>41,359</u>
TOTAL FOR SUPPLIES & SERVICES			<u>\$ 107,295</u>
12-1185-7200	ENVIRONMENTAL HEALTH & SAFETY		\$ 6,000
12-1195-7200	WASTEWATER PROGRAM		5,500
12-1197-7200	SOLID WASTE PROGRAM		5,500
12-1198-7200	BACKFLOW PROGRAM		6,000
12-1199-7200	WATER PROGRAM		7,000
12-4495-7200	INSTITUTIONAL SUPPORT		<u>6,000</u>
TOTAL FOR TRAVEL			<u>\$ 36,000</u>
12-6630-7750	PROPERTY INSURANCE	INSTITUTIONAL INSURANCE	\$ 1,925
12-6630-7757	AUTO INSURANCE		3,075
12-6630-7758	CYBER INSURANCE		<u>350</u>
TOTAL FOR INSTITUTIONAL INSURANCE			<u>\$ 5,350</u>
12-6640-7770	UTILITIES	UTILITIES	<u>\$ 3,500</u>
TOTAL FOR UTILITIES			<u>\$ 3,500</u>

**ARKANSAS ENVIRONMENTAL TRAINING ACADEMY
EXPENSE REPORT
BY DEPARTMENT, FUND AND FUNCTION
FOR THE YEAR ENDED JUNE 30, 2020**

Account #	Department	Account Title	Amount
12-1185-5000	ENVIRONMENTAL HEALTH & SAFETY	TEACHING SALARIES	47,792
12-1185-5200		ADJUNCTS	3,000
12-1185-6600		FRINGE BENEFITS	17,070
12-1185-7000		SUPPLIES AND SERVICES	2,500
12-1185-7200		TRAVEL	6,000
			<u>76,362</u>
12-1195-5000	WASTEWATER PROGRAM	TEACHING SALARIES	23,180
12-1195-5200		ADJUNCTS	4,000
12-1195-5300		OFF-CAMPUS TEACHING	23,179
12-1195-6600		FRINGE BENEFITS	16,800
12-1195-7000		SUPPLIES AND SERVICES	2,500
12-1195-7200		TRAVEL	5,500
			<u>75,159</u>
12-1197-5000	EA-SOLID WASTE PROGRAM	TEACHING SALARIES	22,725
12-1197-5200		ADJUNCTS	9,363
12-1197-5300		OFF-CAMPUS TEACHING	22,725
12-1197-6600		FRINGE BENEFITS	17,961
12-1197-7000		SUPPLIES AND SERVICES	2,500
12-1197-7200		TRAVEL	5,500
			<u>80,774</u>
12-1198-5000	EA-BACKFLOW PROGRAM	TEACHING SALARIES	45,450
12-1198-6600		FRINGE BENEFITS	15,100
12-1198-7000		SUPPLIES AND SERVICES	5,000
12-1198-7200		TRAVEL	6,000
			<u>71,550</u>
12-1199-5000	EA-WATER PROGRAM	TEACHING SALARIES	47,241
12-1199-5200		ADJUNCTS	4,000
12-1199-6600		FRINGE BENEFITS	19,250
12-1199-7000		SUPPLIES AND SERVICES	2,500
12-1199-7200		TRAVEL	7,000
			<u>79,991</u>
	TOTAL FOR INSTRUCTION		<u>383,836</u>
12-4495-5400	EA INSTITUTIONAL SUPPORT	ADMINISTRATIVE SALARIES	88,702
12-4495-5500		CLASSIFIED SALARIES	56,827
12-4495-6600		FRINGE BENEFITS	48,580
12-4495-7000		SUPPLIES AND SERVICES	50,936
12-4495-7050		ADMINISTRATIVE OVERHEAD	41,359
12-4495-7200		TRAVEL	6,000
			<u>292,404</u>

**ARKANSAS ENVIRONMENTAL TRAINING ACADEMY
EXPENSE REPORT
BY DEPARTMENT, FUND AND FUNCTION
FOR THE YEAR ENDED JUNE 30, 2020**

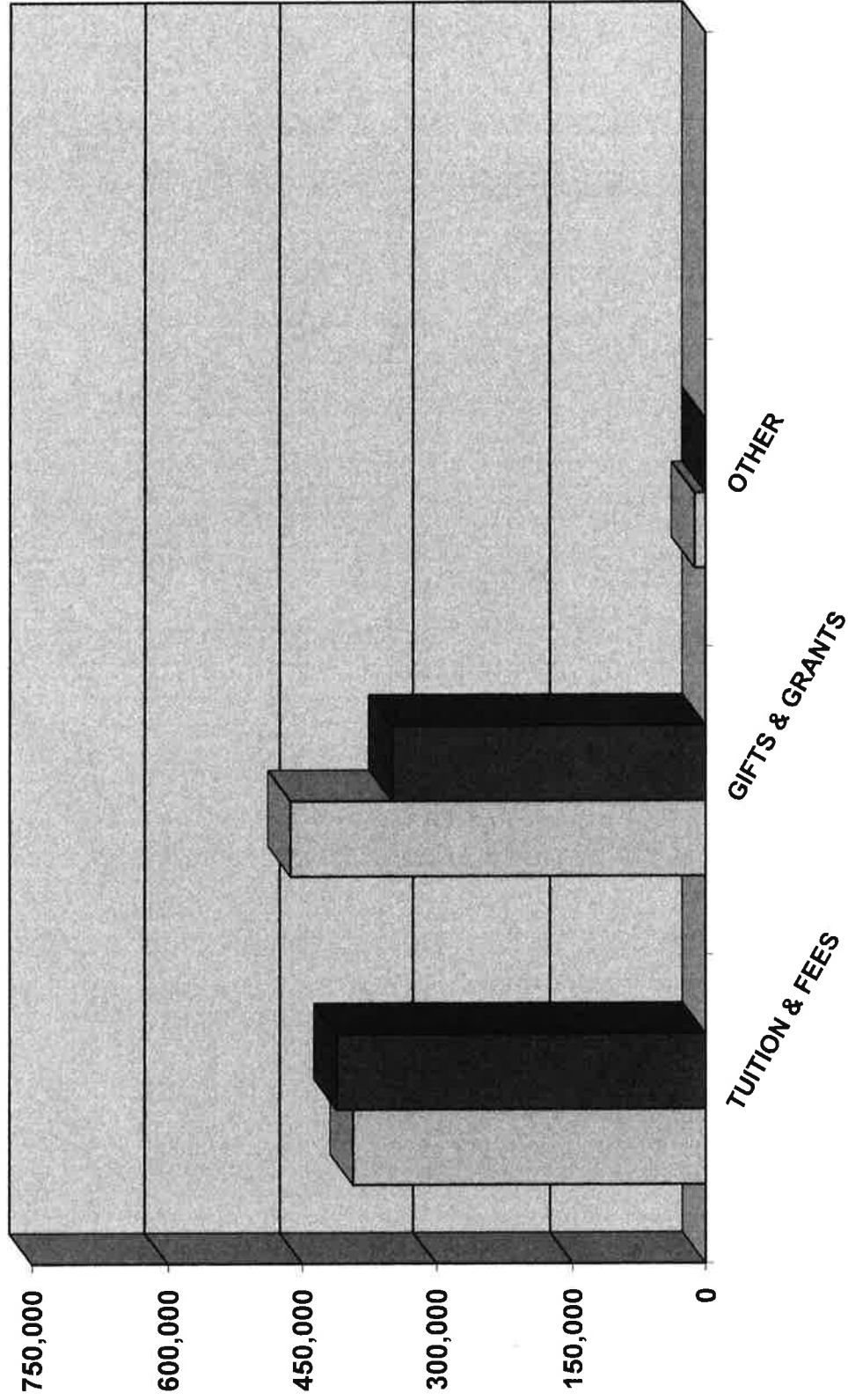
Account #	Department	Account Title	Amount
TOTAL FOR INSTITUTIONAL SUPPORT			<u>292,404</u>
12-6630-7750	INSTITUTIONAL INSURANCE	PROPERTY INSURANCE	1,925
12-6630-7757		AUTO INSURANCE	3,075
12-6630-7758		CYBER INSURANCE	<u>350</u>
			<u>5,350</u>
12-6640-7770	MAINTENANCE & OPERATIONS	UTILITIES	<u>3,500</u>
TOTAL FOR PHYSICAL PLANT			<u>8,850</u>
TOTAL FOR EDUCATIONAL & GENERAL			<u>\$ 685,090</u>

**SAU TECH CAREER ACADEMY
COMPARISON OF PRIOR YEAR TO CURRENT YEAR (BUDGET)--
24 LINE REPORT
FOR THE YEAR ENDED JUNE 30, 2020**

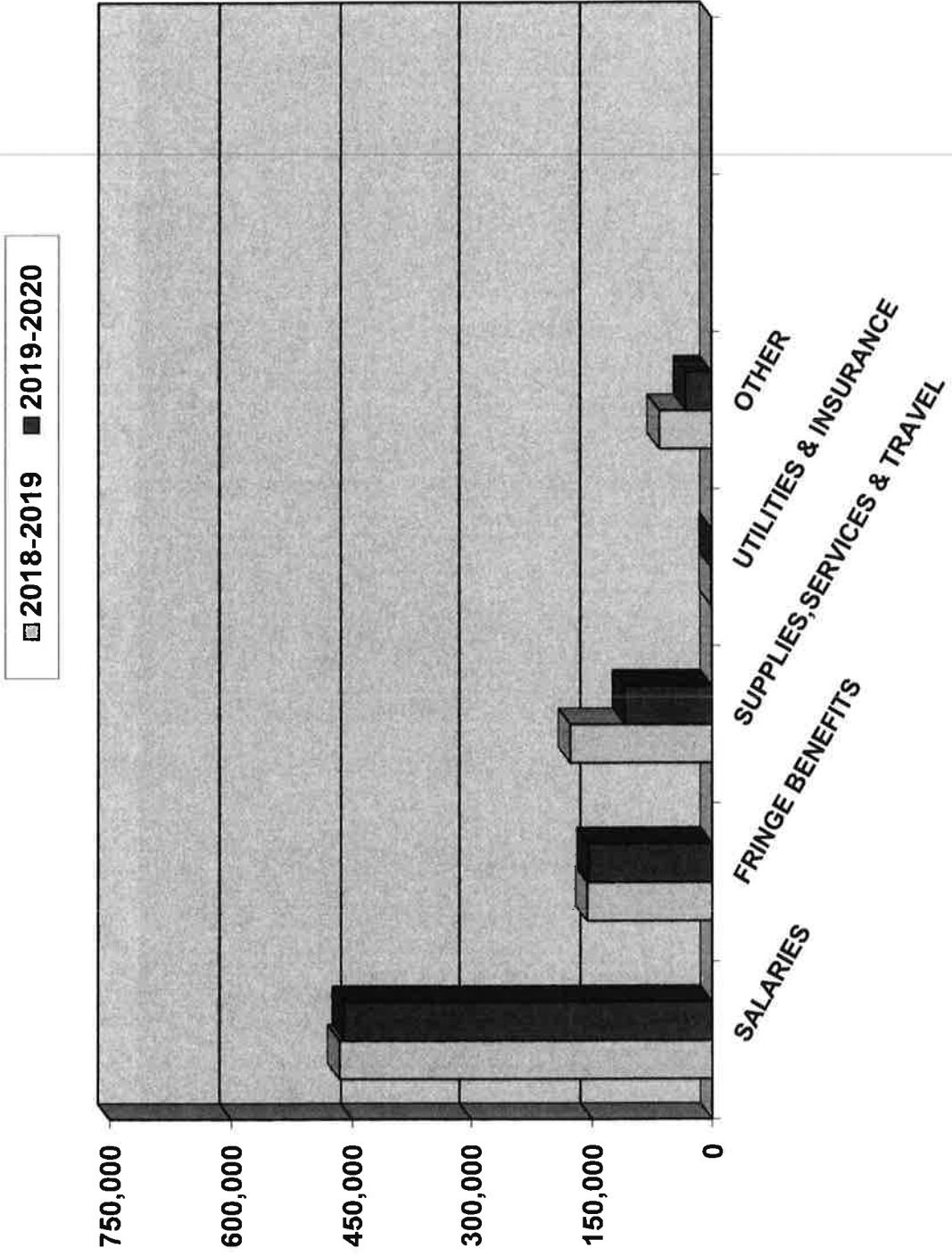
	REVENUE:	2018-2019	2019-2020	Difference	% of Total
1	TUITION	\$ 392,532	\$ 410,854	\$ 18,322	54.09%
2	OTHER STUDENT FEES			-	0.00%
3	STATE APPROPRIATIONS			-	0.00%
4	GIFTS AND GRANTS	463,396	348,741	(114,655)	45.91%
5	SALES AND SERVICES			-	0.00%
6	OTHER	12,000		(12,000)	0.00%
7	TOTAL E&G REVENUE	867,928	759,595	(108,333)	100.00%
8	AUXILIARY REVENUE			-	0.00%
9	TOTAL OPERATING REVENUES	867,928	759,595	(108,333)	100.00%
	EXPENDITURES:				
10	SALARIES	466,535	460,767	(5,768)	60.66%
11	EXTRA HELP	30,720	13,650	(17,070)	1.80%
12	FRINGE BENEFITS	156,438	154,373	(2,065)	20.32%
13	SUPPLIES AND SERVICES	152,334	91,805	(60,529)	12.09%
14	TRAVEL	25,000	18,000	(7,000)	2.37%
15	UTILITIES			-	0.00%
16	INSURANCE	1,000	1,000	-	0.13%
17	SCHOLARSHIPS			-	0.00%
18	EQUIPMENT	35,901	20,000	(15,901)	2.63%
19	LIBRARY HOLDINGS			-	0.00%
20	TRANSFERS TO (FROM) OTHER FUNDS			-	0.00%
21	DEBT SERVICE			-	0.00%
22	MAINTENANCE & SERVICE CONTRACTS			-	0.00%
23	TOTAL OPERATING EXPENDITURES	867,928	759,595	(108,333)	100.00%
24	SURPLUS/(DEFICIT)	\$ -	\$ -	-	

SAU TECH CAREER ACADEMY
COMPARISON OF 24-LINE REPORT REVENUE
FOR THE YEAR ENDED JUNE 30, 2020

□ 2018-2019 ■ 2019-2020



SAU TECH CAREER ACADEMY
 COMPARISON OF 24-LINE REPORT EXPENDITURES
 FOR THE YEAR ENDED JUNE 30, 2020




SAU TECH CAREER ACADEMY
 CURRENT FUND EXPENDITURES--UNRESTRICTED EDUCATIONAL GENERAL (BUDGET)
 MAJOR OBJECT CLASSIFICATION
 FOR THE YEAR ENDED JUNE 30, 2020

	SALARIES	EXTRA HELP	BENEFITS	EXPENSES SUPPLIES	DEBT SERVICE	CAPITAL OUTLAY	TRANSFERS	TOTAL
INSTRUCTION								
TEACHING SALARIES	\$ 339,284							\$ 339,284
DEPT. OPERATING EXPENSE	121,483	\$ 13,650	\$ 154,373	\$ 120,805		\$ 10,000		420,311
TOTAL INSTRUCTION	460,767	13,650	154,373	120,805		10,000		759,595
RESEARCH								
PUBLIC SERVICE								
ACADEMIC SUPPORT								
LIBRARIES								
OTHER ACADEMIC SUPPORT								
TOTAL ACADEMIC SUPPORT								
STUDENT SERVICES								
INSTITUTIONAL SUPPORT								
OPERATION & MAINTENANCE OF PLANT								
UTILITIES								
OTHER OPERATION & MAINTENANCE								
TOTAL OPERATION & MAINTENANCE OF PLANT								
SCHOLARSHIPS								
DEBT SERVICE								
SUB-TOTAL	460,767	13,650	154,373	120,805		10,000		759,595
TRANSFERS								
MANDATORY								
NON-MANDATORY								
TOTAL EXPENDITURES & TRANSFERS	\$ 460,767	\$ 13,650	\$ 154,373	\$ 120,805		\$ 10,000		\$ 759,595

SAU TECH CAREER ACADEMY
EDUCATIONAL & GENERAL EXPENDITURES
FOR THE YEAR ENDED JUNE 30, 2020

INSTRUCTION
100%



**CAREER ACADEMY
REVENUE REPORT
BY DEPARTMENT, FUNCTION AND FUND
FOR THE YEAR ENDED JUNE 30, 2020**

<u>Account #</u>	<u>Account Title</u>	<u>Amount</u>
40-1861-4175	CAREER CENTER TRAINING FEES	<u>\$ 410,854</u>
	TOTAL TUITION AND FEES	<u>410,854</u>
40-1861-4204	STATE WORKFORCE FUNDING	<u>348,741</u>
	TOTAL STATE FUNDING	<u>348,741</u>
	TOTAL CAREER ACADEMY REVENUES	<u><u>\$ 759,595</u></u>

**SAU TECH CAREER ACADEMY
E & G AND AUXILIARY EXPENSE REPORT
FOR THE YEAR ENDED JUNE 30, 2020**

Account #	Department	Account Title	Amount
40-1847-5000	ADVANCED MEDICAL PROFESSIONS	TEACHING SALARIES	\$ 41,527
40-1851-5000	COMPUTER SYSTEMS II		39,366
40-1852-5000	AUTO MECHANICS		44,696
40-1853-5000	WELDING		40,120
40-1854-5000	COMPUTER SYSTEMS		43,028
40-1855-5000	MEDICAL PROFESSIONS-MAGNOLIA		41,527
40-1856-5000	ALLIED HEALTH PROFESSIONS		42,420
40-1860-5000	WELDING-MAGNOLIA		41,600
TOTAL FOR TEACHING SALARIES			<u>\$ 334,284</u>
40-1861-5200	DEPARTMENTAL OPERATING EXPENSE	ADJUNCTS	\$ 5,000
TOTAL FOR ADJUNCTS			<u>\$ 5,000</u>
40-1861-5400	DEPARTMENTAL OPERATING EXPENSE	ADMINISTRATIVE SALARIES	\$ 121,483
TOTAL FOR ADMINISTRATIVE SALARIES			<u>\$ 121,483</u>
TOTAL FOR REGULAR SALARIES			<u>\$ 460,767</u>
40-1861-5700	DEPARTMENTAL OPERATING EXPENSE		13,650
TOTAL FOR EXTRA HELP			<u>\$ 13,650</u>
40-1847-6600	ADVANCED MEDICAL PROFESSIONS	ALLOCATED FRINGES	\$ 14,020
40-1851-6600	COMPUTER SYSTEMS II		13,333
40-1852-6600	AUTO MECHANICS		15,046
40-1853-6600	WELDING		13,506
40-1854-6600	COMPUTER SYSTEMS		14,485
40-1855-6600	MEDICAL PROFESSIONS-MAGNOLIA		14,632
40-1856-6600	ALLIED HEALTH PROFESSIONS		13,860
40-1860-6600	WELDING-MAGNOLIA		14,076
40-1861-6600	DEPARTMENTAL OPERATING EXPENSE		41,415
TOTAL FOR ALLOCATED FRINGES			<u>\$ 154,373</u>

**SAU TECH CAREER ACADEMY
E & G AND AUXILIARY EXPENSE REPORT
FOR THE YEAR ENDED JUNE 30, 2020**

Account #	Department	Account Title	Amount
40-1847-7000	ADVANCED MEDICAL PROFESSIONS	SUPPLIES AND SERVICES	\$ 3,000
40-1851-7000	COMPUTER SYSTEMS II		5,000
40-1852-7000	AUTO MECHANICS		7,000
40-1853-7000	WELDING		9,000
40-1854-7000	COMPUTER SYSTEMS		5,000
40-1855-7000	MEDICAL PROFESSIONS-MAGNOLIA		3,000
40-1856-7000	ALLIED HEALTH PROFESSIONS		3,000
40-1860-7000	WELDING-MAGNOLIA		9,000
40-1861-7000	DEPARTMENTAL OPERATING EXPENSE		10,000
40-1862-7000	OFFICE SKILLS USA		5,000
TOTAL FOR SUPPLIES & SERVICES			<u>\$ 59,000</u>
40-1847-7200	ADVANCED MEDICAL PROFESSIONS	TRAVEL	\$ 1,000
40-1851-7200	COMPUTER SYSTEMS II		1,000
40-1852-7200	AUTO MECHANICS		1,000
40-1853-7200	WELDING		1,000
40-1854-7200	COMPUTER SYSTEMS		1,000
40-1855-7200	MEDICAL PROFESSIONS-MAGNOLIA		1,000
40-1856-7200	ALLIED HEALTH PROFESSIONS		1,000
40-1860-7200	WELDING-MAGNOLIA		1,000
40-1861-7200	DEPARTMENTAL OPERATING EXPENSE		5,000
40-1862-7200	Office Skills USA		5,000
TOTAL FOR TRAVEL			<u>\$ 18,000</u>
40-1847-7400	ADVANCED MEDICAL PROFESSIONS		\$ 1,000
40-1851-7400	COMPUTER SYSTEMS II		2,000
40-1852-7400	AUTO MECHANICS		1,000
40-1853-7400	WELDING		1,000
40-1854-7400	COMPUTER SYSTEMS		2,000
40-1855-7400	MEDICAL PROFESSIONS-MAGNOLIA		1,000
40-1856-7400	ALLIED HEALTH PROFESSIONS		1,000
40-1860-7400	WELDING-MAGNOLIA		1,000
40-1861-7400	DEPARTMENTAL OPERATING EXPENSE		10,000
TOTAL FOR EQUIPMENT			<u>\$ 20,000</u>
40-1861-7757	AUTO INSURANCE	INSTITUTIONAL INSURANCE	\$ 1,000
TOTAL FOR INSTITUTIONAL INSURANCE			<u>\$ 1,000</u>

**SAU TECH CAREER ACADEMY
EXPENSE REPORT
BY DEPARTMENT, FUND AND FUNCTION
FOR THE YEAR ENDED JUNE 30, 2020**

Account #	Department	Account Title	Amount
40-1847-5000	ADVANCED MEDICAL PROFESSIONS	TEACHING SALARIES	\$ 41,527
40-1847-6600		FRINGE BENEFITS	14,020
40-1847-7000		SUPPLIES AND SERVICES	3,000
40-1847-7200		TRAVEL	1,000
40-1847-7400		EQUIPMENT	1,000
			60,547
40-1851-5000	COMPUTER SYSTEMS II	TEACHING SALARIES	39,366
40-1851-6600		FRINGE BENEFITS	13,333
40-1851-7000		SUPPLIES AND SERVICES	5,000
40-1851-7200		TRAVEL	1,000
40-1851-7400		EQUIPMENT	2,000
			60,699
40-1852-5000	AUTO MECHANICS	TEACHING SALARIES	44,696
40-1852-6600		FRINGE BENEFITS	15,046
40-1852-7000		SUPPLIES AND SERVICES	7,000
40-1852-7200		TRAVEL	1,000
40-1852-7400		EQUIPMENT	1,000
			68,742
40-1853-5000	WELDING	TEACHING SALARIES	40,120
40-1853-6600		FRINGE BENEFITS	13,506
40-1853-7000		SUPPLIES AND SERVICES	9,000
40-1853-7200		TRAVEL	1,000
40-1853-7400		EQUIPMENT	1,000
			64,626
40-1854-5000	COMPUTER SYSTEMS	TEACHING SALARIES	43,028
40-1854-6600		FRINGE BENEFITS	14,485
40-1854-7000		SUPPLIES AND SERVICES	5,000
40-1854-7200		TRAVEL	1,000
40-1854-7400		EQUIPMENT	2,000
			65,513
40-1855-5000	MEDICAL PROFESSIONS-MAGNOLIA	TEACHING SALARIES	41,527
40-1855-6600		FRINGE BENEFITS	14,632
40-1855-7000		SUPPLIES AND SERVICES	3,000
40-1855-7200		TRAVEL	1,000
40-1855-7400		EQUIPMENT	1,000
			61,159
40-1856-5000	ALLIED HEALTH PROFESSIONS	TEACHING SALARIES	42,420
40-1856-6600		FRINGE BENEFITS	13,860
40-1856-7000		SUPPLIES AND SERVICES	3,000
40-1856-7200		TRAVEL	1,000
40-1856-7400		EQUIPMENT	1,000

**SAU TECH CAREER ACADEMY
EXPENSE REPORT
BY DEPARTMENT, FUND AND FUNCTION
FOR THE YEAR ENDED JUNE 30, 2020**

Account #	Department	Account Title	Amount
			<u>61,280</u>
40-1860-5000	WELDING - MAGNOLIA	TEACHING SALARIES	41,600
40-1860-6600		FRINGE BENEFITS	14,076
40-1860-7000		SUPPLIES AND SERVICES	9,000
40-1860-7200		TRAVEL	1,000
40-1860-7400		EQUIPMENT	<u>1,000</u>
			<u>66,676</u>
	TOTAL FOR INSTRUCTION		<u>509,242</u>
40-1861-5200	DEPARTMENTAL OPERATING EXPENSE	ADJUNTS	5,000
40-1861-5400		ADMINISTRATIVE SALARIES	121,483
40-1861-5700		EXTRA HELP	13,650
40-1861-6600		FRINGE BENEFITS	41,415
40-1861-7000		SUPPLIES AND SERVICES	10,000
40-1861-7200		TRAVEL	5,000
40-1861-7400		EQUIPMENT	10,000
40-1861-7757		AUTO INSURANCE	1,000
40-1861-7999		CONTINGENCY	<u>32,805</u>
	TOTAL FOR DEPARTMENTAL OPERATING EXPENSE		<u>240,353</u>
40-1862-7000	SKILLS USA		5,000
40-1862-7200			<u>5,000</u>
	TOTAL FOR SKILLS USA		<u>10,000</u>
	TOTAL CAREER ACADEMY EXPENSES		<u>\$ 759,595</u>

**SOUTHERN ARKANSAS UNIVERSITY TECH
FACULTY SALARIES
FOR THE YEAR ENDED JUNE 30, 2020**

<u>Department</u>	<u>Name</u>	<u>Account # / Position</u>	<u>%</u>	<u>Salary</u>
Division of General and Business Education				
General Education Program		10-1100-5000		
	Laura Camp	Instructor	20	8,247
	Johnie Sue Hall	Instructor		43,297
	Terry Hutson	Instructor	90	50,036
	Sandi Daniel	Instructor	60	26,058
	Phillip Allison	Instructor		39,618
	Rebecca Hughes	Instructor	40	16,590
	Sara Landaverde	Instructor		40,722
	Robert Gunnels	Instructor		48,140
	Martin Levinson	Instructor	22	9,900
	Vacant	Instructor		42,726
	Vacant	Instructor		42,726
				368,060
Teacher Education Program		10-1172-5000		
	Amy Diehl	Instructor		40,400
Center for On-Line Learning		10-1105-5000		
	Traci Rushing			42,925
Transitional Studies		10-1103-5000		
	Terry Hutson	Instructor	10	5,560
	Sandi Daniel	Instructor	40	17,372
	Vacant	Instructor		42,726
	Rebecca Hughes	Instructor	60	24,884
				90,542
Business Administration Program		10-1110-5000		
	James Brown	Instructor	50	21,694
Total General and Business Education				563,621
Division of Allied Health Science				
Practical Nurse		10-1140-5000		
	Jessica Young	Instructor		45,450
	Traci Sulton	Instructor		51,798
	Cheryl McKinnon	Instructor		51,798
				149,046
Health Science		10-1142-5000		
	Laura Camp	Instructor	80	32,988

**SOUTHERN ARKANSAS UNIVERSITY TECH
FACULTY SALARIES
FOR THE YEAR ENDED JUNE 30, 2020**

<u>Department</u>	<u>Name</u>	<u>Account # / Position</u>	<u>%</u>	<u>Salary</u>
Registered Nurse		10-1144-5000		
	Vacant	Instructor		37,500
	Vacant	Instructor		37,500
				75,000
Total Allied Health Science				257,034
Division of Technology				
Aviation Program		10-1132-5000		
	Katherine Beckham	Instructor		39,761
	Darwin Waldron	Instructor		39,760
				79,521
Aviation Program - Texarkana		10-1133-5000		
	Justin Lee	Instructor		35,823
	Aaron Flowers	Instructor		43,083
				78,906
Mechanical Maintenance Program		10-1150-5000		
	Eddie Horton	Instructor		45,943
Welding Academy - Magnolia		10-1151-5000		
	Casey Burns	Instructor		45,450
	Cody Michael Ray	Instructor		42,420
				87,870
Computer Information Technology Program		10-1155-5000		
	Divesh Acharya	Instructor		39,618
Medical Office Administration		10-1156-5000		
	Vacant	Instructor	50	21,363
Office Management Program		10-1157-5000		
	Jodi Eppinette	Instructor		56,355
	Phyllis Hutson	Instructor		41,188
				97,543
Cosmetology Program		10-1158-5000		
	Alana Morlen	Instructor		35,784
Multi-Media Technology		10-1160-5000		
	Richard Ball	Instructor		35,784
	Brian Dixon	Instructor		37,159

**SOUTHERN ARKANSAS UNIVERSITY TECH
FACULTY SALARIES
FOR THE YEAR ENDED JUNE 30, 2020**

<u>Department</u>	<u>Name</u>	<u>Account # / Position</u>	<u>%</u>	<u>Salary</u>
	Vacant	Instructor		42,726
				115,669
HVAC/E&I		10-1161-5000		
	Roland Walters	Instructor		39,319
Total Technology				641,536
Total E & G Faculty Salaries				\$ 1,462,191
Auxiliary Enterprises				
Athletic Basketball		20-4600/4650-5000		
Men's Basketball Head Coach	Martin Levinson	Instructor/Coach	55	25,000
Women's Basketball Head Coach	Andre' Williams	Instructor/Coach	71	25,000
				50,000
Athletic Softball		20-4700-5000		
Softball Head Coach	Philip Diehl	Instructor/Coach	77	17,000
Total Auxiliary Enterprises				\$ 67,000
Restricted Operations				
SAU Tech Career Academy		40-1847-5000 thru 40-1861-5000		
	Justin Freeland	Instructor		40,120
	Kay Hudman	Instructor		43,028
	Ellen Garrett	Instructor		42,420
	Ricky Purifoy	Instructor		44,696
	John Henderson	Instructor		41,600
	Lisa Beard	Instructor		41,527
	Leona Brown	Instructor		41,527
	Vacant	Instructor		39,366
				334,284
Total Restricted Faculty Salaries				334,284
Arkansas Fire Academy				
Fire Fighter Standards Program		11-1190-5000		
	Stephen Clark	Instructor		50,541
	Kevin Williams	Instructor		49,551
	Jennifer Henson	Instructor		53,530

**SOUTHERN ARKANSAS UNIVERSITY TECH
FACULTY SALARIES
FOR THE YEAR ENDED JUNE 30, 2020**

<u>Department</u>	<u>Name</u>	<u>Account # / Position</u>	<u>%</u>	<u>Salary</u>
	Kelly Reid	Instructor		51,740
				205,362
State/Regional Program		11-1194-5000		
	Danny Williford	Instructor		50,788
	Gary Meadows	Instructor		50,788
	Kendell Snyder	Instructor		52,094
	David Tester	Instructor		50,666
	Lonnie Harrell	Instructor		50,541
				254,877
Total Fire Academy Faculty Salaries				460,239
Arkansas Environmental Academy				
Backflow Program		12-1198-5000		
	Kevin Sandy	Instructor		45,450
Wastewater Program		12-1195-5000/5300		
	Kenneth Harvey	Instructor		46,359
Solid Waste Program		12-1197-5000/5300		
	Michael Duren	Instructor		45,450
Water Program		12-1199-5000		
	Jeremy Rowe	Instructor		47,241
Environmental Health & Safety		12-1185-5000		
	Rickey Cole	Instructor	80	47,791
Total Environmental Academy Faculty Salaries				232,291
TOTAL FACULTY SALARIES				\$ 2,556,005

**SOUTHERN ARKANSAS UNIVERSITY TECH
ADMINISTRATIVE SALARIES
FOR THE YEAR ENDED JUNE 30, 2020**

Department	Name	Account # / Position	%	Salary
Division of Allied Health Science				
Practical Nurse		10-1140-5400		
	Shelley Young	Coordinator		65,650
Division of Technology				
Welding Academy		10-1151-5400		
	Vacant	Recruiter		27,500
Concurrent Education		10-1170-5400		
	LaClaire Williams	Coordinator		30,300
Workforce Training		10-1175-5400		
	Randy Harper	Dean	14	12,625
Total Departmental Operating Expense				136,075
Academics & Planning				
		10-3300-5400/5200		
	Valerie Wilson	VC Academics & Planning		93,474
Academic Technology Services				
		10-3306-5400		
	Laura Johnson	Director	70	52,464
Rocket Success Learning Center				
		10-3350-5400		
	Kyra Jerry	Coordinator		44,440
	Marcus Copeland	Coordinator	22	9,332
				53,772
Total Academic Support				199,710
Chancellor's Office				
		10-4405-5400		
	Jason Morrison	Chancellor		171,200
Communications & Public Relations				
		10-4411-5400		
	Kim Coker	Dean		57,125
	Vacant	Media Production Specialist		32,000
				89,125
Institutional Effectiveness				
		10-4412-5400		
	Lee Sanders	Director		51,510
Administrative Technology Services				
		10-4415-5400		
	Laura Johnson	Director	30	22,484
Business Office				
		10-4450-5400		
	Dale Tommey	Controller		61,502

**SOUTHERN ARKANSAS UNIVERSITY TECH
ADMINISTRATIVE SALARIES
FOR THE YEAR ENDED JUNE 30, 2020**

<u>Department</u>	<u>Name</u>	<u>Account # / Position</u>	<u>%</u>	<u>Salary</u>
	Lisa Holland	Assistant Controller		50,575
				112,077
Human Resources		10-4451-5400		
	Olivia Clack	Director		43,454
Finance & Administration		10-4453-5400		
	Gaye Manning	VC Finance & Administration		102,309
Development & Alumni Relations		10-4479-5400		
	Lisa Holland	Foundation Bookkeeper		6,000
	Kim Coker	Foundation/Alumni		6,000
				12,000
Total Institutional Support				604,159
Student Services		10-5505-5400		
	David McLeane	VC Student Services		86,547
Registrar		10-5510-5400		
	Wayne Banks	Registrar		58,510
Enrollment Management Services		10-5520-5400		
	Jenny Sanders	Dean		65,650
	Hannah Dixon	Advisor		35,350
	Beverly Ellis	Advisor		38,880
				139,880
Financial Aid		10-5560-5400		
	Connie Riley	Director		44,440
Student Life		10-5570-5400		
	Courtney Haygood	Director		41,208
Student Recruiting		10-5572-5400		
	Bailey Carl	Recruiter		27,775
	Aramie Brooks	Recruiter		27,775
	Martin Levinson	Recruiter	22	10,000
	Andre' Williams	Recruiter	29	10,000
	Phillip Diehl	Recruiter	23	5,000
				80,550
Total Student Services				451,135
Physical Plant Administration		10-6605-5400		

**SOUTHERN ARKANSAS UNIVERSITY TECH
ADMINISTRATIVE SALARIES
FOR THE YEAR ENDED JUNE 30, 2020**

<u>Department</u>	<u>Name</u>	<u>Account # / Position</u>	<u>%</u>	<u>Salary</u>
	Mike Larkins	Director		53,510
Total Physical Plant				53,510
Total Educational & General Salaries				1,444,589
SAUT Career Academy				
SAU Tech Career Academy		40-1861-5400		
	Juanita Mitchell	Director		69,993
	James Utsey	Assistant Director		51,490
				121,483
Total SAUT CA Salaries				121,483
Arkansas Fire Academy				
Institutional Support		11-4492-5400		
	Rachel Nix	Director		83,472
		11-1194-5400		
	James Rubow	Deputy Director		64,714
Total Fire Academy Salaries				148,186
Arkansas Environmental Academy				
Institutional Support		12-4495-5400		
	Randy Harper	Director	86	76,755
	Ricky Cole	Assistant Director	20	11,948
Total Environmental Academy Salaries				88,703
TOTAL ADMINISTRATIVE SALARIES				\$ 1,802,961

**SOUTHERN ARKANSAS UNIVERSITY TECH
CLASSIFIED SALARIES
FOR THE YEAR ENDED JUNE 30, 2020**

<u>Department</u>	<u>Name</u>	<u>Account # / Position</u>	<u>%</u>	<u>Salary</u>
Arts and Sciences		10-1100-5500		
	Carissa Lewis	Administrative Specialist III		25,521
Center for Online Learning		10-1105-5500		
	Susan Hall	Administrative Specialist III		25,521
Allied Health Program		10-1140-5500/5700		
	Vontisha Murphy	Administrative Specialist III		25,521
Total Instructional Dept. Operating				76,563
Academics & Planning - VC		10-3300-5500		
	Loretha Walker	Administrative Specialist III		26,031
Rocket Success Center		10-3350-5500		
	Fances Bowen	Library Specialist		26,492
Total Academic Support				52,523
Chancellor's Office		10-4405-5500		
	Tambria Larkins	Administrative Specialist III		26,551
Institutional Effectiveness		10-4412-5500		
	Rita Givens	Statistician		28,634
Information Technology Services		10-4415-5500		
	Patrick Graham	Computer Support Specialist		36,628
	Anthony Tuberville	Computer Operator		28,137
	Jacob Ellis	Computer Support Technician		32,201
				96,966
Campus Police Department		10-4420-5500		
	Jud Mitchell	Public Safety Supervisor		35,500
	Kerry Carpenter	Public Safety Officer		32,274
	Samuel Brandon Briggs	Public Safety Officer		31,020
				98,794
Business Office		10-4450-5500		
	Debbie Beasley	Payroll Services Coordinator		41,550
	Keisha Robinson	Accountant II - Accounts Payable		33,888
	Angela Fry	Buyer		31,640
	Marty Hopson	Accountant II- Student Accounts		32,571
	Becky Mahaffey	Accountant - Cashier/Stu. Accts.		30,134
				169,783

**SOUTHERN ARKANSAS UNIVERSITY TECH
CLASSIFIED SALARIES
FOR THE YEAR ENDED JUNE 30, 2020**

<u>Department</u>	<u>Name</u>	<u>Account # / Position</u>	<u>%</u>	<u>Salary</u>
Total Institutional Support				420,728
Student Services		10-5505-5500		
	Vacant	Administrative Specialist III		25,268
Registrar		10-5510-5500		
	Robyn Binns	Assistant Registrar		29,544
	Katrina Robinson	Administrative Specialist II		23,412
				52,956
Enrollment Management Services		10-5520-5500		
	Debra Riggs	Administrative Specialist II		23,412
	Janice Murphy	Admissions Analyst		23,412
				46,824
Financial Aid		10-5560-5500		
	Amy Remedies	Asst. Director of Financial Aid		31,815
	Landon Stewart	Administrative Specialist III		25,521
	Shannon Green	Administrative Specialist II		23,412
				80,748
Total Student Services				205,796
Physical Plant Administration		10-6605-5500		
	Mark Ferns	Warehouse Specialist		23,739
	Veronica Bush	Administrative Specialist III		34,821
				58,560
Building Maintenance		10-6610-5500		
	Carl Ramsay	Assistant Director		39,591
	Benny Ward	Skilled Tradesman		30,737
	Anthony Barnett	Skilled Tradesman		29,544
	Jerry Spells	Skilled Tradesman		29,544
	Caine Winans	Skilled Tradesman		29,544
	Larry Chandler	Skilled Tradesman		30,134
	Charles Beard	Maintenance Assistant		23,086
	Vacant	Maintenance Assistant		23,086
				235,266
Ground/Custodial Maintenance		10-6620-5500		
	Macon Patton	Institutional Services/Landscape Sup		23,739

**SOUTHERN ARKANSAS UNIVERSITY TECH
CLASSIFIED SALARIES
FOR THE YEAR ENDED JUNE 30, 2020**

<u>Department</u>	<u>Name</u>	<u>Account # / Position</u>	<u>%</u>	<u>Salary</u>
	Jerome Smith	Maintenance Assistant - Grounds		23,086
	Ralph Cochran	Maintenance Assistant - Grounds		23,086
	Ronnodo Grant	Maintenance Assistant - Grounds		23,086
	Kristia VanHook	Institutional Services Assistant		21,453
	Zoila Sabillon	Institutional Services Assistant		21,453
	Adele Bardella	Institutional Services Assistant		21,453
	Lottie Johnson	Institutional Services Assistant		21,453
	Tammy Allen	Institutional Services Assistant		21,453
				200,262
Total Physical Plant				494,088
Total E & G Classified				1,249,698
Auxiliary Enterprises				
		20-4575-5500		
Student Housing	Paula Doss	Administrative Specialist II		23,412
Total Auxiliary Classified				23,412
Arkansas Fire Academy				
		11-4492-5500		
Institutional Support	Janet Covington	Administrative Specialist III		27,082
	Melinda Ingram	Fiscal Support Technician		23,086
	Sarah Hixson	Administrative Specialist II		25,024
	Jessica Vest	Administrative Specialist I		22,433
				97,625
Instruction				
		11-1190-5500/5700		
Fire Fighter Standards Program	Shannon Fleming	Administrative Specialist II		23,412
		11-1192-5500		
Emergency Medical Services	April McDonald	Administrative Specialist I		23,412
		11-1194-5500		
State/Regional Program	Kilatha Jeffus	Administrative Specialist II		28,663
	Terry Harcrow	Administrative Specialist I		33,298
				61,961

**SOUTHERN ARKANSAS UNIVERSITY TECH
CLASSIFIED SALARIES
FOR THE YEAR ENDED JUNE 30, 2020**

<u>Department</u>	<u>Name</u>	<u>Account # / Position</u>	<u>%</u>	<u>Salary</u>
		11-6690-5500		
Maintenance & Operations	Vacant	Maintenance Assistant		23,086
	Vacant	Institutional Services Assistant		21,453
				44,539
Total AFTA Classified				250,949
Arkansas Environmental Academy				
		12-4495-5500		
Institutional Support	Letitia Rusch	Administrative Specialist III		33,414
	Mitzy Bynum	Administrative Specialist II		23,412
Total AETA Classified				56,826
TOTAL CLASSIFIED SALARIES				\$ 1,580,885

