



Southern Arkansas University Tech
Arkansas Fire Training Academy
Arkansas Environmental Academy

Annual Operating Budget
Fiscal Year 2015-2016

**FALL/SPRING TUITION
REFUND PERCENTAGES**

- 100%-Day 1-Day 8
- 90%-Day 9-Day 14
- 50%-Day 15-Day 21
- 25%-Day 22-Day 28
- 0%-After Day 28

Students who drop or completely withdraw from classes after the 100% refund period will be assessed partial tuition and full student mandatory fees. This applies even if the student never attends class. This refund policy does not apply to drops initiated by faculty.

REGISTRATION FEES

Late Registration Fee	\$25
Course Change Fee	\$10
Transcript Fee	\$15
<i>(First-time entering students-non-refundable)</i>	
Matriculation Fee (One-time fee)	\$30
Learning Strategies Fee	\$15
<i>(First-time Internet students)</i>	
Nursing Fee (LPN Students)	\$50
Nursing Curriculum Fee	\$444
<i>(Payable over three semesters)</i>	
Nursing Licensure Fee*	\$342
<i>(Payable over three semesters)</i>	
Lab Fee (If applicable)	\$10
Welding Academy Fee (Per course)	\$1,500
FAA Certification Fee (Per semester)	\$250
<i>(Aviation Maintenance students)</i>	
Cosmetology Fee* (Per semester)	\$700

Student mandatory fees are non-refundable after the 100% refund period, even if the student never attends class.

PAYMENT METHODS AND DUE DATES

Full payment of tuition and fees is due the day before classes begin for the semester. If registering during Late Registration, payment is due upon enrollment.

Tuition and fees can be paid with credit card/debit (American Express, Visa, MasterCard or Discover) via telephone. Payment can also be made in person, by mailing a personal check or via a payment plan through Nelnet Business Solutions E-Cashier at www.sautech.edu.

CREDIT COURSES

Arkansas Resident	\$108 Tuition per credit hour
	\$ 25 Processing fee per credit hour
	\$ 20 Internet course fee per credit hour
	\$ 2 Facility use fee per credit hour
	\$ 3 Technology fee per credit hour*
Out-of-State Student	\$156 Tuition per credit hour
	\$ 25 Processing fee per credit hour
	\$ 20 Internet course fee per credit hour
	\$ 2 Facility use fee per credit hour
	\$ 3 Technology fee per credit hour*

All charges are calculated at a per credit hour rate.

NON-CREDIT INTERNET COURSE FEES

Arkansas Environmental Training Academy
Different rates may apply to AETA certification classes.

1-16 contact hours	\$ 63 per course
17-32 contact hours	\$106 per course
33 or more contact hours	\$149 per course

Arkansas Fire Training Academy & Other Courses

1-16 contact hours	\$15 per course
17-32 contact hours	\$30 per course
33 contact hours and above	\$45 per course

HOUSING COSTS

On-Campus	\$1,100 - \$1,300 per semester per resident
Off-Campus	\$1,300 per semester per resident
Refundable Application Damage Fee	\$ 100

Application/damage fee is refundable pending move-out inspection.

Please note that prices are subject to change without notice. For more information on tuition, fees and on-campus housing call the SAU Tech Business Office at 870.574.4461 or 870.574.4508.

**Pending Board Approval*

SOUTHERN ARKANSAS UNIVERSITY TECH
COMPARISON OF PRIOR YEAR TO CURRENT YEAR (BUDGET)--
24 LINE REPORT
FOR THE YEAR ENDED JUNE 30, 2016

	2014-2015	2015-2016	Difference	% of Total
REVENUE:				
1 TUITION	\$ 4,349,185	\$ 3,792,710	\$ (556,475)	33.07%
2 OTHER STUDENT FEES	1,082,290	909,210	(173,080)	7.93%
3 STATE APPROPRIATIONS	5,913,568	5,912,697	(871)	51.56%
4 GIFTS AND GRANTS			-	0.00%
5 SALES AND SERVICES	98,600	100,600	2,000	0.88%
6 OTHER	745,463	567,463	(178,000)	4.95%
7 TOTAL E&G REVENUE	12,189,106	11,282,680	(906,426)	98.39%
8 AUXILIARY REVENUE	209,462	184,800	(24,662)	1.61%
9 TOTAL OPERATING REVENUES	12,398,568	11,467,480	(931,088)	100.00%
EXPENDITURES:				
10 SALARIES	5,129,753	4,662,490	(467,263)	40.66%
11 EXTRA HELP	161,350	140,232	(21,118)	1.22%
12 FRINGE BENEFITS	1,722,340	1,556,675	(165,665)	13.57%
13 SUPPLIES AND SERVICES	2,104,461	2,050,866	(53,595)	17.88%
14 TRAVEL	108,763	96,163	(12,600)	0.84%
15 UTILITIES	405,000	405,000	-	3.53%
16 INSURANCE	55,750	63,750	8,000	0.56%
17 SCHOLARSHIPS	1,809,917	1,605,290	(204,627)	14.00%
18 EQUIPMENT	398,830	445,174	46,344	3.88%
19 LIBRARY HOLDINGS	19,923	24,000	4,077	0.21%
20 TRANSFERS TO (FROM) OTHER FUNDS	77,806	77,806	-	0.68%
21 DEBT SERVICE	404,675	340,034	(64,641)	2.97%
22 MAINTENANCE & SERVICE CONTRACTS			-	0.00%
23 TOTAL OPERATING EXPENDITURES	12,398,568	11,467,480	(931,088)	100.00%
24 SURPLUS/(DEFICIT)	\$ -	\$ -		

NOTES TO THE 24 LINE REPORT – Southern Arkansas University Tech

REVENUE

No increase in State General Revenue

No increase in tuition (\$108 in-state/\$156 out-of-state)

Budgeted tuition revenue and fees adjusted by decline in core enrollment

A \$3 per credit hour Technology Fee is added to cover wireless and other IT needs on campus

A \$700 per semester fee is added for students enrolled in the new Cosmetology program

A \$342 annual Nursing Licensure Fee is added for nursing students.

The Welding Academy will be based on 15 students (day program only)

Business & Industry Training revenue is decreased due to decline in training

Slight increase in Building/Equipment Rentals (Student Center)

Minor adjustments to Sales/Services budgets based on 2014-2015 historical data

Student Housing income based on 82% occupancy

EXPENDITURES

Decrease in Debt Service (1995 Series Pay Off)

Reductions in various extra help budgets

Various cuts in Supplies/Services budgets

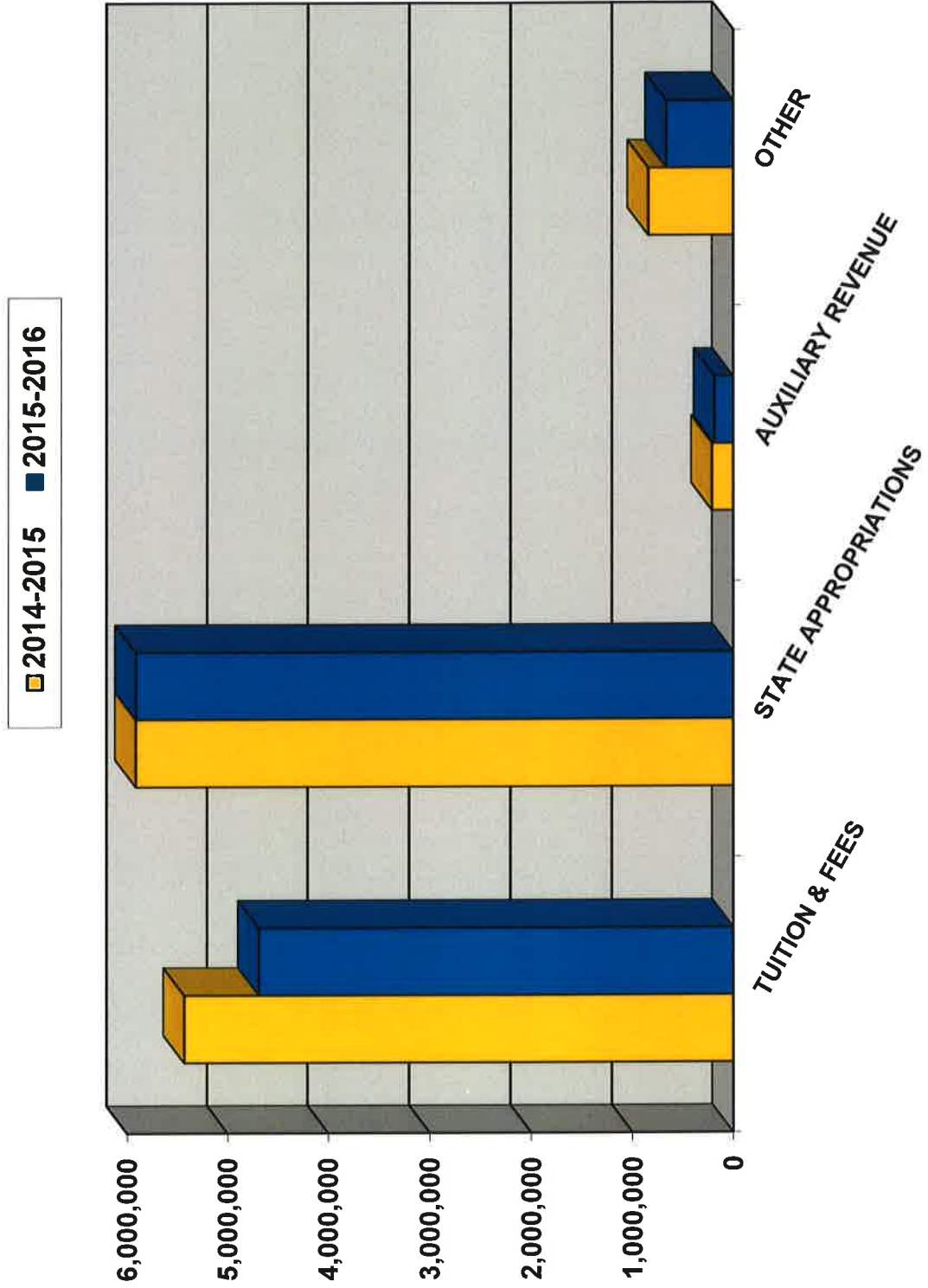
Revision to Faculty Overload/Adjunct Pay Policy

Nine vacancies will not be filled

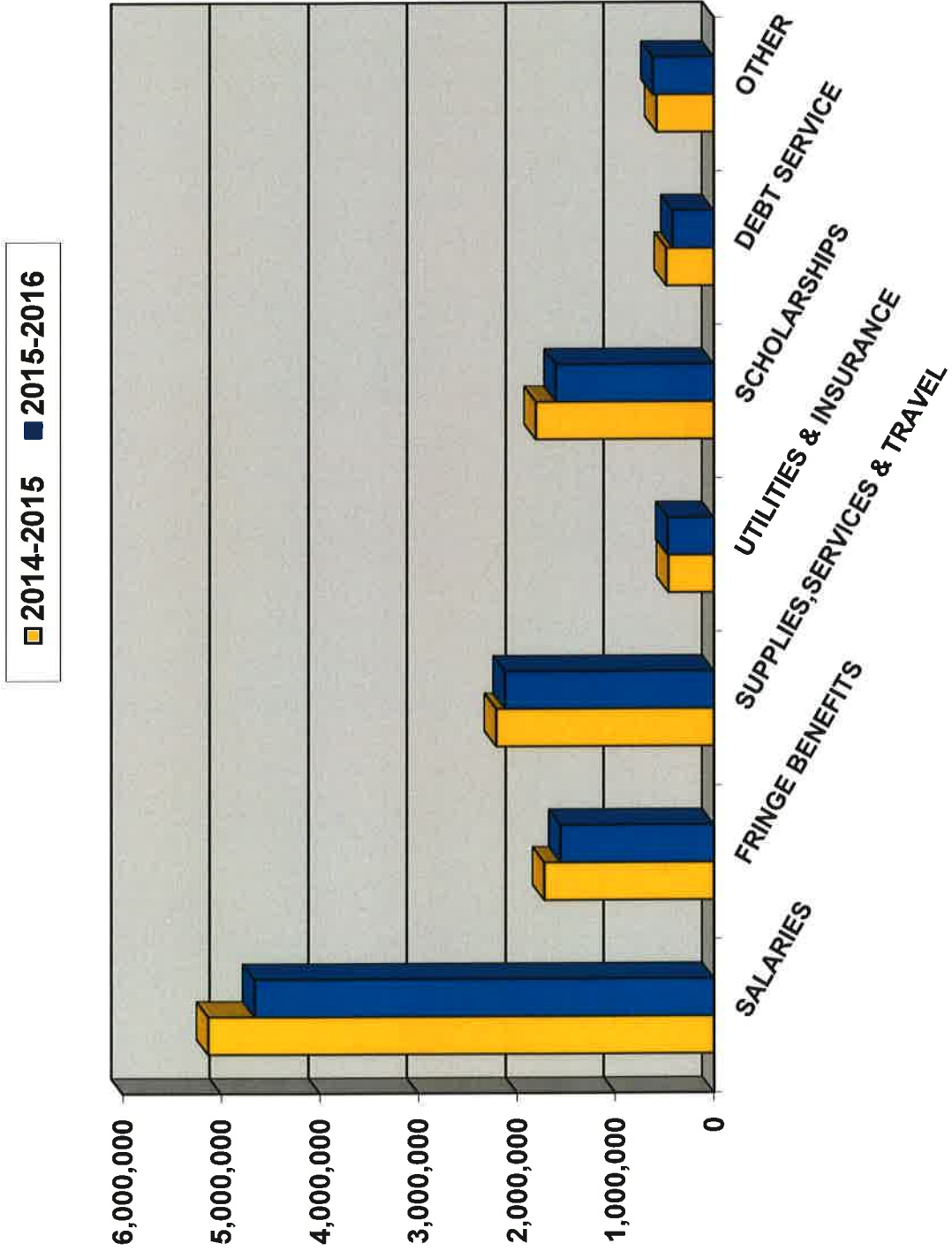
Salary/Fringe Reserve (1.1% will only be considered if fall enrollment is at or above projection)

Policy change in health plan policy (A very small portion of the monthly premium will be allocated to the employee)

SOUTHERN ARKANSAS UNIVERSITY TECH
 COMPARISON OF 24-LINE REPORT REVENUE
 FOR THE YEAR ENDED JUNE 30, 2016



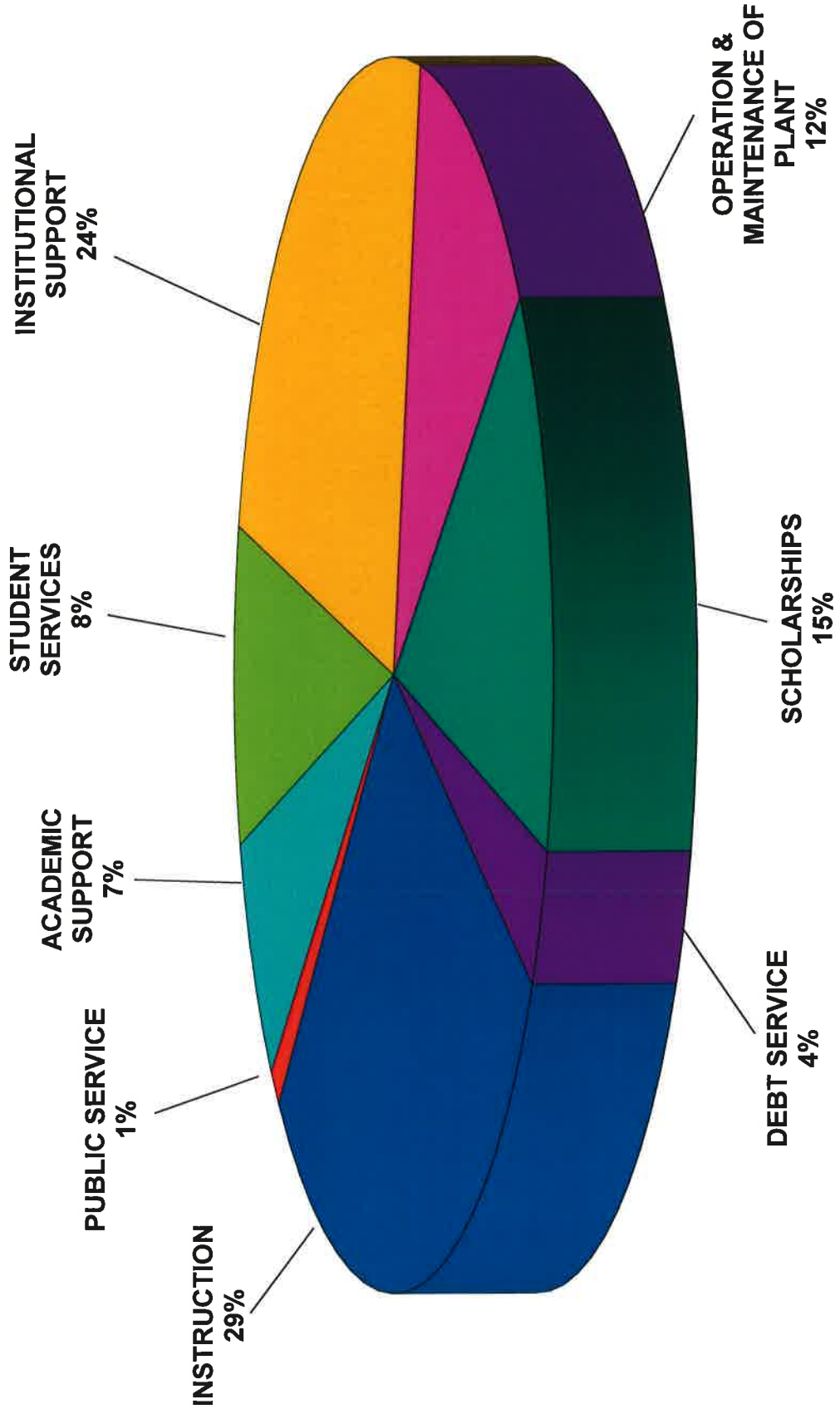
**SOUTHERN ARKANSAS UNIVERSITY TECH
COMPARISON OF 24-LINE REPORT EXPENDITURES
FOR THE YEAR ENDED JUNE 30, 2016**



SOUTHERN ARKANSAS UNIVERSITY TECH
 CURRENT FUND EXPENDITURES--UNRESTRICTED EDUCATIONAL GENERAL (BUDGET)
 MAJOR OBJECT CLASSIFICATION
 FOR THE YEAR ENDED JUNE 30, 2016

	SALARIES	EXTRA HELP	BENEFITS	EXPENSES SUPPLIES	DEBT SERVICE	CAPITAL OUTLAY	TRANSFERS	TOTAL
INSTRUCTION								
TEACHING SALARIES	\$ 1,583,992							\$ 1,583,992
DEPT. OPERATING EXPENSE	178,630	\$ 3,000	\$ 500,568	\$ 1,002,432		\$ 65,777		1,750,407
TOTAL INSTRUCTION	1,762,622	3,000	500,568	1,002,432		65,777		3,334,399
RESEARCH								
PUBLIC SERVICE	90,773		24,000	9,000				123,773
ACADEMIC SUPPORT								
LIBRARIES	110,097		36,231	15,000		24,000		185,328
OTHER ACADEMIC SUPPORT	305,349	51,800	108,224	101,775				567,148
TOTAL ACADEMIC SUPPORT	415,446	51,800	144,455	116,775		24,000		752,476
STUDENT SERVICES	625,969	3,450	224,353	84,430				938,202
INSTITUTIONAL SUPPORT	1,195,897	47,700	370,016	726,292		344,572		2,684,477
OPERATION & MAINTENANCE OF PLANT								
UTILITIES				405,000				405,000
OTHER OPERATION & MAINTENANCE	540,639		202,914	164,750		24,000		932,303
TOTAL OPERATION & MAINTENANCE OF PLANT	540,639		202,914	569,750		24,000		1,337,303
SCHOLARSHIPS		13,920	75,000	1,605,290				1,694,210
DEBT SERVICE					\$ 340,034			340,034
SUB-TOTAL	4,631,346	119,870	1,541,306	4,113,969	340,034	458,349		11,204,874
TRANSFERS							77,806	77,806
MANDATORY								
NON-MANDATORY								
TOTAL EXPENDITURES & TRANSFERS	\$ 4,631,346	\$ 119,870	\$ 1,541,306	\$ 4,113,969	\$ 417,840	\$ 458,349		\$ 11,282,680

SOUTHERN ARKANSAS UNIVERSITY TECH
EDUCATIONAL & GENERAL EXPENDITURES
FOR THE YEAR ENDED JUNE 30, 2016

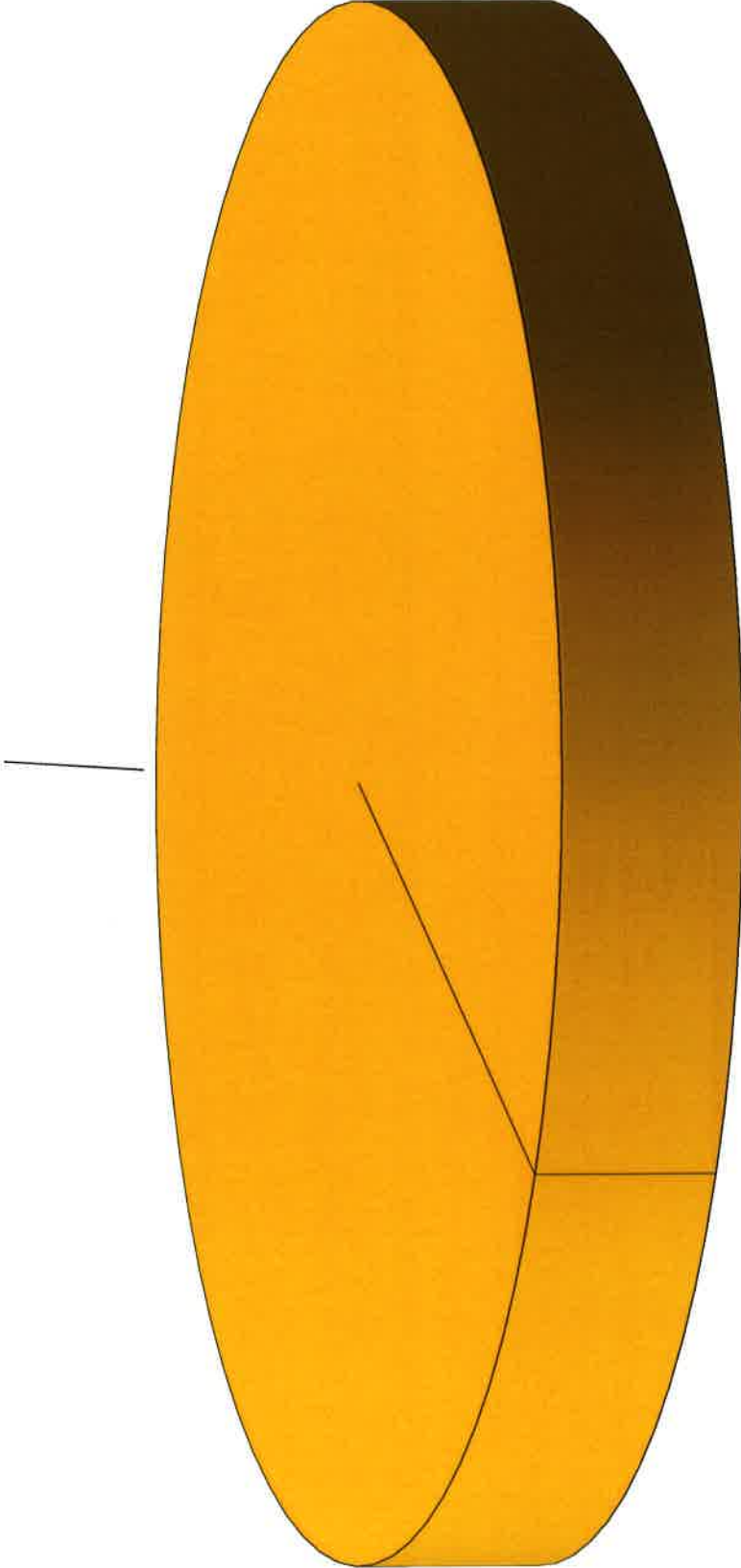


SOUTHERN ARKANSAS UNIVERSITY TECH
 CURRENT FUND EXPENDITURES--AUXILIARY (BUDGET)
 MAJOR OBJECT CLASSIFICATION
 FOR THE YEAR ENDED JUNE 30, 2016

	SALARIES	EXTRA HELP	BENEFITS	EXPENSES SUPPLIES	DEBT SERVICE	CAPITAL OUTLAY	TRANSFERS	TOTAL
STUDENT HOUSING	\$ 31,144	\$ 20,362	\$ 15,369	\$ 111,100		\$ 6,825		\$ 184,800
TRANSFERS MANDATORY								
NON-MANDATORY								
TOTAL EXPENDITURES & TRANSFERS	\$ 31,144	\$ 20,362	\$ 15,369	\$ 111,100	\$ 6,825			\$ 184,800

SOUTHERN ARKANSAS UNIVERSITY TECH
AUXILIARY EXPENDITURES
FOR THE YEAR ENDED JUNE 30, 2016

STUDENT HOUSING
100%



**SOUTHERN ARKANSAS UNIVERSITY TECH
REVENUE REPORT
BY DEPARTMENT, FUNCTION AND FUND
FOR THE YEAR ENDED JUNE 30, 2016**

Account #	Account Title	Amount
10-0100-4105	IN STATE TUITION	\$ 3,742,710
10-0100-4115	OUT OF STATE TUITION	50,000
10-0100-4133	STUDENT PROCESSING FEE	450,000
10-0100-4134	FACILITY USE FEE	36,000
10-0100-4140	MATRICULATION FEE	20,000
10-0100-4145	COURSE CHANGE FEE	4,000
10-0100-4150	INTERNET FEE	110,000
10-0100-4155	LATE REGISTRATION FEE	4,000
10-0100-4160	NON-CREDIT COURSE FEE	12,000
10-0100-4170	NURSING PROGRAM FEE	20,040
10-0100-4171	NURSING LICENSURE FEE	12,005
10-0100-4172	COURSE LAB FEE	20,000
10-0100-4176	WELDING PROGRAM FEE	135,000
10-0100-4177	FAA CERTIFICATION FEE	10,000
10-0100-4178	COSMETOLOGY FEE	28,000
10-0100-4179	TECHNOLOGY FEE	48,165
TOTAL TUITION AND FEES		<u>4,701,920</u>
10-0200-4200	STATE APPROPRIATIONS - GENERAL REVENUE/ED EXCELLENCE	<u>5,912,697</u>
TOTAL STATE APPROPRIATIONS		<u>5,912,697</u>
10-0300-4410	VETERAN'S REPORT FEES	300
10-0300-4415	TRANSCRIPT SALES	15,000
10-0300-4425	SCRAP SALES	500
10-0300-4435	PARKING FINES	1,000
10-0300-4440	LIBRARY FINES	800
10-0300-4445	VENDING SALES	4,000
10-0300-4446	FOOD SERVICE COMMISSION	7,000
10-0300-4465	TESTING SERVICES	4,000
10-0300-4475	BUILDING AND EQUIPMENT RENTALS	10,000
10-0300-4476	STUDENT CENTER BUILDING RENTAL	10,000
10-0300-4478	BOOKSTORE COMMISSION	48,000
TOTAL SALES AND SERVICES		<u>100,600</u>
10-0400-4525	BUSINESS AND INDUSTRY PROGRAM	25,000
10-0400-4533	PURCHASING CARD REBATES	15,000
10-0400-4535	OTHER INCOME	23,000
10-0400-4536	PELL GRANT ADMIN ALLOWANCE	3,560
10-0400-4537	FSEOG ADMINISTRATIVE ALLOWANCE	2,445
10-0400-4538	COLLEGE WORKSTUDY ADM ALLOW	1,385
10-0400-4540	FTA ADMINISTRATIVE OVERHEAD	139,137
10-0400-4545	EA ADMINISTRATIVE OVERHEAD	32,254
10-0400-4546	NIST LEASE	6,400
10-0400-4570	CENTRAL STORES INCOME	25,000
10-0400-4590	UNRESTRICTED INTEREST INCOME	500
10-0400-4592	FEDERAL COMMUNICATIONS LEASE	8,333
10-0400-4596	CAREER ACADEMY OVERHEAD	92,449
10-0400-4597	TEXARKANA AVIATION PRG PARTNER	132,000
10-0400-4645	POST OFFICE CHARGEBACK/INCOME	36,000
10-0400-4646	MOTOR POOL CHARGEBACK	25,000
TOTAL OTHER INCOME		<u>567,463</u>

**SOUTHERN ARKANSAS UNIVERSITY TECH
REVENUE REPORT
BY DEPARTMENT, FUNCTION AND FUND
FOR THE YEAR ENDED JUNE 30, 2016**

Account #	Account Title	Amount
	TOTAL EDUCATIONAL & GENERAL REVENUE	<u>\$ 11,282,680</u>
20-4575-4675	STUDENT APARTMENTS	<u>184,800</u>
	TOTAL APARTMENT REVENUE	<u>184,800</u>
	TOTAL AUXILIARY REVENUE	<u>\$ 184,800</u>
	TOTAL E & G AND AUXILIARY REVENUES	<u>\$ 11,467,480</u>

**SOUTHERN ARKANSAS UNIVERSITY TECH
E & G AND AUXILIARY EXPENSE REPORT
FOR THE YEAR ENDED JUNE 30, 2016**

Account #	Department	Account Title	Amount
10-1100-5000	ARTS & SCIENCE	TEACHING SALARIES	\$ 251,756
10-1103-5000	REMIEDIATION-DEVELOPMENTAL		166,400
10-1110-5000	BUSINESS PROGRAM		134,116
10-1132-5000	AVIATION PROGRAM		205,580
10-1140-5000	NURSING PROGRAM		145,857
10-1150-5000	INDUSTRIAL TECHNOLOGIES		88,722
10-1151-5000	WELDING ACADEMY - MAGNOLIA		46,125
10-1155-5000	COMPUTER SCIENCE PROGRAM		44,707
10-1160-5000	MULTI-MEDIA GRAPHICS		<u>130,093</u>
TOTAL FOR TEACHING SALARIES			<u>\$ 1,213,356</u>
10-1000-5200	INSTRUCTIONAL ADJUNCTS	ADJUNCTS	\$ 324,136
10-1103-5200	REMIEDIATION-DEVELOPMENTAL		32,000
10-1158-5200	COSMETOLOGY PROGRAM		14,500
10-2100-5200	BUSINESS & INDUSTRY PROGRAM		<u>20,000</u>
TOTAL FOR ADJUNCTS			<u>\$ 390,636</u>
10-1105-5400	CENTER FOR WEB-BASED LEARNING	ADMINISTRATIVE SALARIES	\$ 39,576
10-1132-5400	AVIATION PROGRAM		15,693
10-1140-5400	NURSING PROGRAM		60,000
10-1151-5400	WELDING ACADEMY - MAGNOLIA		2,400
10-1158-5400	COSMETOLOGY PROGRAM		17,000
10-2100-5400	BUSINESS & INDUSTRY PROGRAM		45,000
10-3300-5400	VC ACADEMICS		94,363
10-3350-5400	LEARNING RESOURCE CENTER		66,006
10-3355-5400	TUTORING CENTER		47,893
10-3360-5400	SECONDARY EDUCATION		67,456
10-4405-5400	CHANCELLORS OFFICE		186,736
10-4407-5400	VC INFORMATION TECHNOLOGY		39,575
10-4410-5400	VC PLANNING/ACCOUNTABILITY/DEVELOPMENT		73,548
10-4411-5400	MARKETING & PUBLIC RELATIONS		53,987
10-4412-5400	INSTITUTIONAL RESEARCH		44,895
10-4415-5400	INFORMATION TECHNOLOGY SERVICES		68,874
10-4450-5400	BUSINESS OFFICE		106,601
10-4451-5400	HUMAN RESOURCES OFFICE		38,950
10-4453-5400	VC FINANCE & ADMINISTRATION		97,363
10-4454-5400	SALARY/FRINGE RESERVE		42,000
10-5505-5400	VC STUDENT SERVICES		82,363
10-5510-5400	REGISTRAR		55,681
10-5520-5400	COUNSELING & TESTING		124,888
10-5530-5400	ADMISSIONS/PLACEMENT		34,940
10-5560-5400	STUDENT FINANCIAL AID		47,000
10-5570-5400	STUDENT LIFE		24,500
10-5572-5400	STUDENT RECRUITING		49,500
10-6605-5400	PHYSICAL PLANT ADMINISTRATION		<u>67,005</u>
TOTAL ADMINISTRATIVE SALARIES			<u>\$ 1,693,793</u>

**SOUTHERN ARKANSAS UNIVERSITY TECH
E & G AND AUXILIARY EXPENSE REPORT
FOR THE YEAR ENDED JUNE 30, 2016**

Account #	Department	Account Title	Amount
10-1105-5500	CENTER FOR WEB-BASED LEARNING	CLASSIFIED SALARIES	\$ 43,961
10-2100-5500	BUSINESS & INDUSTRY PROGRAM		25,773
10-3300-5500	VC ACADEMICS		47,600
10-3350-5500	LEARNING RESOURCE CENTER		44,091
10-3360-5500	SECONDARY EDUCATION		48,037
10-4407-5500	VC INFORMATION TECHNOLOGY		37,902
10-4411-5500	MARKETING & PUBLIC RELATIONS		21,827
10-4415-5500	INFORMATION TECHNOLOGY SERVICES		118,046
10-4420-5500	CAMPUS POLICE DEPARTMENT		100,154
10-4450-5500	BUSINESS OFFICE		165,439
10-5505-5500	VC STUDENT SERVICES		25,268
10-5510-5500	REGISTRAR		51,663
10-5520-5500	COUNSELING & TESTING		21,827
10-5530-5500	ADMISSIONS/PLACEMENT		19,232
10-5560-5500	STUDENT FINANCIAL AID		77,075
10-5570-5500	STUDENT LIFE		12,032
10-6605-5500	PHYSICAL PLANT ADMINISTRATION		82,897
10-6610-5500	BUILDING MAINTENANCE		220,722
10-6620-5500	GROUNDS MAINTENANCE		170,015
TOTAL FOR EDUCATIONAL & GENERAL CLASSIFIED SALARIES			<u>1,333,561</u>
20-4575-5500	STUDENT APARTMENTS	CLASSIFIED SALARIES	<u>31,144</u>
TOTAL FOR AUXILIARY CLASSIFIED SALARIES			<u>31,144</u>
TOTAL FOR CLASSIFIED SALARIES			<u>\$ 1,364,705</u>
TOTAL FOR REGULAR SALARIES			<u>\$ 4,662,490</u>
10-1172-5700	TEACHER EDUCATION PROGRAM	EXTRA HELP	\$ 3,000
10-3300-5700	VC ACADEMICS		5,000
10-3355-5700	TUTORING CENTER		46,800
10-4411-5700	MARKETING & PUBLIC RELATIONS		10,000
10-4415-5700	INFORMATION TECHNOLOGY SERVICES		6,450
10-4420-5700	CAMPUS POLICE DEPARTMENT		31,250
10-5570-5700	STUDENT LIFE		1,500
10-5572-5700	STUDENT RECRUITING		1,650
10-5585-5700	DISABILITY SERVICES		300
10-7724-5700	STUDENT LIFE AMBASSADOR WORKSTUDY		13,920
TOTAL FOR EDUCATIONAL & GENERAL EXTRA HELP			<u>119,870</u>
20-4575-5700	STUDENT APARTMENTS	EXTRA HELP	<u>20,362</u>
TOTAL FOR AUXILIARY EXTRA HELP			<u>20,362</u>
TOTAL FOR EXTRA HELP			<u>\$ 140,232</u>

**SOUTHERN ARKANSAS UNIVERSITY TECH
E & G AND AUXILIARY EXPENSE REPORT
FOR THE YEAR ENDED JUNE 30, 2016**

Account #	Department	Account Title	Amount
10-1000-6600	INSTRUCTIONAL ADJUNCTS	ALLOCATED FRINGES	\$ 47,420
10-1100-6600	ARTS & SCIENCE		80,562
10-1103-6600	REMIEDIATION-DEVELOPMENTAL		58,048
10-1105-6600	CENTER FOR WEB-BASED LEARNING		26,732
10-1110-6600	BUSINESS PROGRAM		42,917
10-1132-6600	AVIATION PROGRAM		66,800
10-1140-6600	NURSING PROGRAM		65,875
10-1150-6600	INDUSTRIAL TECHNOLOGIES		30,850
10-1151-6600	WELDING ACADEMY - MAGNOLIA		15,528
10-1155-6600	COMPUTER SCIENCE PROGRAM		14,306
10-1158-6600	COSMETOLOGY PROGRAM		9,450
10-1160-6600	MULTI-MEDIA GRAPHICS		41,630
10-1172-6600	TEACHER EDUCATION PROGRAM		450
10-2100-6600	BUSINESS & INDUSTRY PROGRAM		24,000
10-3300-6600	VC ACADEMICS		46,178
10-3350-6600	LEARNING RESOURCE CENTER		36,231
10-3355-6600	TUTORING CENTER		22,346
10-3360-6600	SECONDARY EDUCATION		39,700
10-4405-6600	CHANCELLORS OFFICE		61,510
10-4407-6600	VC INFORMATION TECHNOLOGY		25,000
10-4410-6600	VC PLANNING/ACCOUNTABILITY/DEVELOPMENT		20,535
10-4411-6600	MARKETING & PUBLIC RELATIONS		24,500
10-4412-6600	INSTITUTIONAL RESEARCH		12,822
10-4415-6600	INFORMATION TECHNOLOGY SERVICES		59,814
10-4420-6600	CAMPUS POLICE DEPARTMENT		36,736
10-4450-6600	BUSINESS OFFICE		91,624
10-4451-6600	HUMAN RESOURCES OFFICE		13,975
10-4453-6600	VC FINANCE & ADMINISTRATION		23,500
10-5505-6600	VC STUDENT SERVICES		35,000
10-5510-6600	REGISTRAR		39,145
10-5520-6600	COUNSELING & TESTING		55,000
10-5530-6600	ADMISSIONS/PLACEMENT		13,967
10-5560-6600	STUDENT FINANCIAL AID		48,455
10-5570-6600	STUDENT LIFE		13,266
10-5572-6600	STUDENT RECRUITING		19,500
10-5585-6600	DISABILITY SERVICES		20
10-6605-6600	PHYSICAL PLANT ADMINISTRATION		38,805
10-6610-6600	BUILDING MAINTENANCE		92,703
10-6620-6600	GROUNDS MAINTENANCE		71,406
10-7732-6600	EMPLOYEE AND DEPENDENT WAIVER BENEFIT		75,000
TOTAL FOR EDUCATIONAL & GENERAL			<u>1,541,306</u>
20-4575-6600	STUDENT APARTMENTS	ALLOCATED FRINGES	<u>15,369</u>
TOTAL FOR AUXILIARY			<u>15,369</u>
TOTAL FOR ALLOCATED FRINGES			<u>\$ 1,556,675</u>

**SOUTHERN ARKANSAS UNIVERSITY TECH
E & G AND AUXILIARY EXPENSE REPORT
FOR THE YEAR ENDED JUNE 30, 2016**

Account #	Department	Account Title	Amount
10-1100-7000	ARTS & SCIENCE	SUPPLIES AND SERVICES	\$ 12,000
10-1103-7000	REMEDATION-DEVELOPMENTAL		1,000
10-1105-7000	CENTER FOR WEB-BASED LEARNING		2,700
10-1110-7000	BUSINESS PROGRAM		3,000
10-1132-7000	AVIATION PROGRAM		7,694
10-1133-7000	AVIATION PROGRAM-OFF CAMPUS		45,000
10-1140-7000	NURSING PROGRAM		35,000
10-1150-7000	INDUSTRIAL TECHNOLOGIES		34,000
10-1151-7000	WELDING ACADEMY - MAGNOLIA		63,752
10-1155-7000	COMPUTER SCIENCE PROGRAM		12,000
10-1158-7000	COSMETOLOGY PROGRAM		30,000
10-1160-7000	MULTI-MEDIA GRAPHICS		18,000
10-1172-7000	TEACHER EDUCATION PROGRAM		2,000
10-2100-7000	BUSINESS & INDUSTRY PROGRAM		6,000
10-3300-7000	VC ACADEMICS		5,000
10-3301-7000	ACADEMIC PROGRAM IMPROVEMENT		45,000
10-3330-7000	FACULTY DEVELOPMENT		7,000
10-3350-7000	LEARNING RESOURCE CENTER		13,000
10-3355-7000	TUTORING CENTER		1,000
10-3360-7000	SECONDARY EDUCATION		14,000
10-4400-7000	BOARD OF TRUSTEES		1,000
10-4405-7000	CHANCELLORS OFFICE		3,750
10-4406-7000	CHARLES ROSS CENTER		2,000
10-4407-7000	VC INFORMATION TECHNOLOGY		10,000
10-4410-7000	VC PLANNING/ACCOUNTABILITY/DEVELOPMENT		2,000
10-4411-7000	MARKETING & PUBLIC RELATIONS		118,819
10-4412-7000	INSTITUTIONAL RESEARCH		5,690
10-4415-7000	INFORMATION TECHNOLOGY SERVICES		12,000
10-4420-7000	CAMPUS POLICE DEPARTMENT		6,000
10-4425-7000	MOTOR POOL		30,000
10-4430-7000	TELEPHONE		60,000
10-4435-7000	LOBBY PHOTOCOPIER		1,500
10-4450-7000	BUSINESS OFFICE		12,000
10-4451-7000	HUMAN RESOURCES OFFICE		6,500
10-4453-7000	VC FINANCE & ADMINISTRATION		2,000
10-4460-7000	CENTRAL STORE OPERATION		25,000
10-4465-7000	POST OFFICE		60,000
10-4470-7000	COMMENCEMENT		7,000
10-4471-7000	SHIPPING AND RECEIVING		500
10-4472-7000	LEGAL AND AUDIT SERVICES		8,000
10-4474-7000	CONSULTANT SERVICES		22,500
10-4476-7000	INSTITUTIONAL MEMBERSHIPS		35,000
10-4477-7000	ASSESSMENT COMMITTEE DEVELOPEMENT		857
10-4478-7000	OFFICIAL FUNCTIONS		10,925
10-4480-7000	NORTH CENTRAL ASSOCIATION		6,675
10-4482-7000	CONSUMER USE TAX		18,000
10-4490-7000	COLLECTION AGENCY EXPENSE		3,000
10-4494-7000	CLASSIFIED ORGANIZATION		800
10-4497-7000	BANKING EXPENSE		9,000
10-4499-7000	COBRA ADMINISTRATIVE EXPENSE		500
10-5505-7000	VC STUDENT SERVICES		3,400
10-5510-7000	REGISTRAR		4,500

**SOUTHERN ARKANSAS UNIVERSITY TECH
E & G AND AUXILIARY EXPENSE REPORT
FOR THE YEAR ENDED JUNE 30, 2016**

Account #	Department	Account Title	Amount
10-5520-7000	COUNSELING & TESTING		9,000
10-5522-7000	STUDENT ORIENTATION AND REGISTRATION		4,700
10-5530-7000	ADMISSIONS/PLACEMENT		3,500
10-5560-7000	STUDENT FINANCIAL AID		12,200
10-5570-7000	STUDENT LIFE		11,000
10-5572-7000	STUDENT RECRUITING		16,000
10-5585-7000	DISABILITY SERVICES		1,180
10-6605-7000	PHYSICAL PLANT ADMINISTRATION		11,000
10-6610-7000	BUILDING MAINTENANCE		37,000
10-6620-7000	GROUNDS MAINTENANCE		50,000
10-1000-7060	INSTRUCTIONAL ADJUNCTS	CONCURRENT SERVICES	700,000
10-4451-7100	HUMAN RESOURCES OFFICE	ADVERTISING & RECRUITING	10,000
10-1132-7500	AVIATION PROGRAM	LEASES AND RENTALS	4,306
10-4407-7500	VC INFORMATION TECHNOLOGY		178,313
10-4435-7500	LOBBY PHOTOCOPIER		25,000
10-1132-7999	AVIATION PROGRAM	CONTINGENCY	10,000
10-1140-7999	NURSING PROGRAM		12,005
TOTAL FOR EDUCATIONAL & GENERAL			<u>1,941,266</u>
20-4575-7000	STUDENT APARTMENTS	SUPPLIES AND SERVICES	11,500
20-4575-7500	STUDENT APARTMENTS	LEASES AND RENTALS	98,100
TOTAL FOR AUXILIARY			<u>109,600</u>
TOTAL FOR SUPPLIES & SERVICES			<u>\$ 2,050,866</u>

**SOUTHERN ARKANSAS UNIVERSITY TECH
E & G AND AUXILIARY EXPENSE REPORT
FOR THE YEAR ENDED JUNE 30, 2016**

Account #	Department	Account Title	Amount
10-1105-7200	CENTER FOR WEB-BASED LEARNING	TRAVEL	\$ 1,875
10-1132-7200	AVIATION PROGRAM		2,000
10-1140-7200	NURSING PROGRAM		1,500
10-1151-7200	WELDING ACADEMY - MAGNOLIA		1,000
10-1160-7200	MULTI-MEDIA GRAPHICS		1,800
10-1172-7200	TEACHER EDUCATION PROGRAM		1,800
10-2100-7200	BUSINESS & INDUSTRY PROGRAM		3,000
10-3300-7200	VC ACADEMICS		5,400
10-3330-7200	FACULTY DEVELOPMENT		5,625
10-3331-7200	FACULTY SENATE TRAVEL		15,000
10-3350-7200	LEARNING RESOURCE CENTER		2,000
10-3360-7200	SECONDARY EDUCATION		3,750
10-4405-7200	CHANCELLORS OFFICE		7,500
10-4407-7200	VC INFORMATION TECHNOLOGY		1,875
10-4410-7200	VC PLANNING/ACCOUNTABILITY/DEVELOPMENT		500
10-4411-7200	MARKETING & PUBLIC RELATIONS		1,463
10-4412-7200	INSTITUTIONAL RESEARCH		1,500
10-4415-7200	INFORMATION TECHNOLOGY SERVICES		4,500
10-4420-7200	CAMPUS POLICE DEPARTMENT		1,000
10-4425-7200	MOTOR POOL		750
10-4450-7200	BUSINESS OFFICE		3,375
10-4451-7200	HUMAN RESOURCES OFFICE		1,875
10-4453-7200	VC FINANCE & ADMINISTRATION		3,625
10-5505-7200	VC STUDENT SERVICES		3,750
10-5510-7200	REGISTRAR		3,000
10-5520-7200	COUNSELING & TESTING		2,500
10-5530-7200	ADMISSIONS/PLACEMENT		375
10-5560-7200	STUDENT FINANCIAL AID		3,700
10-5570-7200	STUDENT LIFE		375
10-5572-7200	STUDENT RECRUITING		5,250
10-6605-7200	PHYSICAL PLANT ADMINISTRATION		<u>3,000</u>
TOTAL EDUCATIONAL & GENERAL			<u>94,663</u>
20-4575-7200	STUDENT APARTMENTS	TRAVEL	<u>1,500</u>
TOTAL FOR AUXILIARY			<u>1,500</u>
TOTAL FOR TRAVEL			<u>\$ 96,163</u>

**SOUTHERN ARKANSAS UNIVERSITY TECH
E & G AND AUXILIARY EXPENSE REPORT
FOR THE YEAR ENDED JUNE 30, 2016**

Account #	Department	Account Title	Amount
10-3350-7300	LEARNING RESOURCE CENTER	LIBRARY HOLDINGS	\$ 24,000
10-1151-7400	WELDING ACADEMY - MAGNOLIA	EQUIPMENT	\$ 65,777
10-4407-7400	VC INFORMATION TECHNOLOGY		25,000
10-4415-7400	INFORMATION TECHNOLOGY SERVICES		251,407
10-4420-7400	CAMPUS POLICE DEPARTMENT		4,000
10-4425-7400	MOTOR POOL		20,000
10-6605-7400	PHYSICAL PLANT ADMINISTRATION		12,000
10-6610-7400	BUILDING MAINTENANCE		12,000
10-4407-7999	GROUPS MAINTENANCE	CONTINGENCY	48,165
TOTAL FOR EDUCATIONAL & GENERAL			<u>438,349</u>
20-4575-7400	STUDENT APARTMENTS	EQUIPMENT	<u>6,825</u>
TOTAL FOR AUXILIARY			<u>6,825</u>
TOTAL FOR EQUIPMENT			<u>\$ 445,174</u>
10-7705-7600	ACADEMIC SCHOLARSHIP	SCHOLARSHIPS	\$ 63,910
10-7710-7600	DUAL CREDIT SCHOLARSHIP		236,000
10-7715-7600	GED SCHOLARSHIP		29,160
10-7717-7600	PUBLIC SERVICE SCHOLARSHIP		100,000
10-7721-7600	VAL/SAL		18,320
10-7722-7600	MERIT		141,000
10-7723-7600	STUDENT LIFE AMBASSADOR		12,480
10-7725-7600	NURSING		14,580
10-7727-7600	CONCURRENT AWARD		69,000
10-7729-7600	BORDER COUNTY WAIVER		500
10-7730-7600	SENIOR CITIZEN WAIVER		16,000
10-7731-7600	AR NATIONAL GUARD WAIVER		30,000
10-7735-7600	MILITARY ACTIVATION WAIVER		500
10-7736-7600	MISCELLANEOUS SCHOLARSHIPS		15,000
10-7737-7600	CIRCUMSTANCE/OPPORTUNITY SCHOLARSHIP		6,480
10-7740-7600	NON-TRAD-PROGRESSIVE SCHOLARSHIP		6,000
10-7744-7600	MISS ARKANSAS SCHOLARSHIP		3,000
10-7745-7600	MISS SOUTHWEST SCHOLARSHIP		3,000
10-7750-7600	VICA SCHOLARSHIP		15,720
10-7752-7600	WELDING SCHOLARSHIP		2,070
10-7755-7600	FIRE OCCUPATIONAL SCHOLARSHIP		255,150
10-7756-7600	LAW OCCUPATIONAL SCHOLARSHIP		552,420
10-7757-7600	ACADEMIC CHALLENGE SUPPORT		15,000
TOTAL FOR SCHOLARSHIPS			<u>\$ 1,605,290</u>

**SOUTHERN ARKANSAS UNIVERSITY TECH
E & G AND AUXILIARY EXPENSE REPORT
FOR THE YEAR ENDED JUNE 30, 2016**

Account #	Department	Account Title	Amount
10-6630-7750	PROPERTY INSURANCE	INSTITUTIONAL INSURANCE	\$ 53,000
10-6630-7755	LIABILITY INSURANCE		750
10-6630-7757	AUTO INSURANCE		<u>10,000</u>
TOTAL FOR INSTITUTIONAL INSURANCE			<u>\$ 63,750</u>
10-6640-7770	EDUCATIONAL & GENERAL	UTILITIES	\$ 380,000
10-6641-7770	EDUCATIONAL & GENERAL	UTILITIES-MAGNOLIA	<u>25,000</u>
TOTAL FOR UTILITIES			<u>\$ 405,000</u>
10-9689-9900	STUDENT CENTER 2012 DEBT SERV TRANSF	MANDATORY TRANSFER	\$ 277,762
10-9690-9900	STUDENT CENTER 2013 DEBT SERV TRANSF		62,272
10-9820-9900	FACILITY USE FEE TRANSFER		<u>77,806</u>
TOTAL FOR MANDATORY TRANSFER			<u>\$ 417,840</u>

**SOUTHERN ARKANSAS UNIVERSITY TECH
EXPENSE REPORT
BY DEPARTMENT, FUNCTION AND FUND
FOR THE YEAR ENDED JUNE 30, 2016**

Account #	Department	Account Title	Amount
10-1000-5200	INSTRUCTIONAL ADJUNCT SALARIES	ADJUNCTS	\$ 324,136
10-1000-6600		FRINGE BENEFITS	47,420
10-1000-7060	HIGH SCHOOL CONCURRENT PROGRAM	CONCURRENT SERVICES	<u>700,000</u>
			<u>1,071,556</u>
10-1100-5000	ARTS & SCIENCE	TEACHING SALARIES	251,756
10-1100-6600		FRINGE BENEFITS	80,562
10-1100-7000		SUPPLIES AND SERVICES	<u>12,000</u>
			<u>344,318</u>
10-1103-5000	REMEDATION - DEVELOPMENTAL	TEACHING SALARIES	166,400
10-1103-5200		ADJUNCTS	32,000
10-1103-6600		FRINGE BENEFITS	58,048
10-1103-7000		SUPPLIES AND SERVICES	<u>1,000</u>
			<u>257,448</u>
10-1105-5400	CENTER FOR WEB-BASED LEARNING	ADMINISTRATIVE SALARIES	39,576
10-1105-5500		CLASSIFIED SALARIES	43,961
10-1105-6600		FRINGE BENEFITS	26,732
10-1105-7000		SUPPLIES AND SERVICES	2,700
10-1105-7200		TRAVEL	<u>1,875</u>
			<u>114,844</u>
10-1110-5000	BUSINESS PROGRAM	TEACHING SALARIES	134,116
10-1110-6600		FRINGE BENEFITS	42,917
10-1110-7000		SUPPLIES AND SERVICES	<u>3,000</u>
			<u>180,033</u>
10-1132-5000	AVIATION PROGRAM	TEACHING SALARIES	205,580
10-1132-5400		ADMINISTRATIVE SALARIES	15,693
10-1132-6600		FRINGE BENEFITS	66,800
10-1132-7000		SUPPLIES AND SERVICES	7,694
10-1132-7200		TRAVEL	2,000
10-1132-7500		LEASES	4,306
10-1132-7999		CONTINGENCY	<u>10,000</u>
			<u>312,073</u>
10-1133-7000	AVIATION PROGRAM-OFF CAMPUS	SUPPLIES AND SERVICES	<u>45,000</u>
10-1140-5000	NURSING PROGRAM	TEACHING SALARIES	145,857
10-1140-5400		ADMINISTRATIVE SALARIES	60,000
10-1140-6600		FRINGE BENEFITS	65,875
10-1140-7000		SUPPLIES AND SERVICES	35,000
10-1140-7200		TRAVEL	1,500
10-1140-7999		CONTINGENCY	<u>12,005</u>
			<u>320,237</u>

**SOUTHERN ARKANSAS UNIVERSITY TECH
EXPENSE REPORT
BY DEPARTMENT, FUNCTION AND FUND
FOR THE YEAR ENDED JUNE 30, 2016**

10-1150-5000 INDUSTRIAL TECHNOLOGIES	TEACHING SALARIES	88,722
10-1150-6600	FRINGE BENEFITS	30,850
10-1150-7000	SUPPLIES AND SERVICES	<u>34,000</u>
		<u>153,572</u>
10-1151-5000 WELDING ACADEMY - MAGNOLIA	TEACHING SALARIES	46,125
10-1151-5400	ADMINISTRATIVE SALARIES	2,400
10-1151-6600	FRINGE BENEFITS	15,528
10-1151-7000	SUPPLIES AND SERVICES	63,752
10-1151-7200	TRAVEL	1,000
10-1151-7400	EQUIPMENT	<u>65,777</u>
		<u>194,582</u>
10-1155-5000 COMPUTER SCIENCE PROGRAM	TEACHING SALARIES	44,707
10-1155-6600	FRINGE BENEFITS	14,306
10-1155-7000	SUPPLIES AND SERVICES	<u>12,000</u>
		<u>71,013</u>
10-1158-5200 COSMETOLOGY PROGRAM	ADJUNCTS	14,500
10-1158-5400	ADMINISTRATIVE SALARIES	17,000
10-1158-6600	FRINGE BENEFITS	9,450
10-1158-7000	SUPPLIES AND SERVICES	<u>30,000</u>
		<u>70,950</u>
10-1160-5000 MULTI-MEDIA GRAPHICS	TEACHING SALARIES	130,093
10-1160-6600	FRINGE BENEFITS	41,630
10-1160-7000	SUPPLIES AND SERVICES	18,000
10-1160-7200	TRAVEL	<u>1,800</u>
		<u>191,523</u>
10-1172-5700 TEACHER EDUCATION PROGRAM	EXTRA HELP	3,000
10-1172-6600	FRINGE BENEFITS	450
10-1172-7000	SUPPLIES AND SERVICES	2,000
10-1172-7200	TRAVEL	<u>1,800</u>
		<u>7,250</u>
TOTAL FOR INSTRUCTION		<u><u>3,334,399</u></u>
10-2100-5200 BUSINESS & INDUSTRY PROGRAM	ADJUNCTS	20,000
10-2100-5400	ADMINISTRATIVE SALARIES	45,000
10-2100-5500	CLASSIFIED SALARIES	25,773
10-2100-6600	FRINGE BENEFITS	24,000
10-2100-7000	SUPPLIES AND SERVICES	6,000
10-2100-7200	TRAVEL	<u>3,000</u>
		<u>123,773</u>

**SOUTHERN ARKANSAS UNIVERSITY TECH
EXPENSE REPORT
BY DEPARTMENT, FUNCTION AND FUND
FOR THE YEAR ENDED JUNE 30, 2016**

		123,773
TOTAL FOR PUBLIC SERVICE		
10-3300-5400 VC ACADEMICS	ADMINISTRATIVE SALARIES	94,363
10-3300-5500	CLASSIFIED SALARIES	47,600
10-3300-5700	EXTRA HELP	5,000
10-3300-6600	FRINGE BENEFITS	46,178
10-3300-7000	SUPPLIES AND SERVICES	5,000
10-3300-7200	TRAVEL	5,400
		203,541
10-3301-7000 ACADEMIC PROGRAM IMPROVEMENT	SUPPLIES AND SERVICES	45,000
10-3330-7000 FACULTY DEVELOPMENT	SUPPLIES AND SERVICES	7,000
10-3330-7200	TRAVEL	5,625
		12,625
10-3331-7200 FACULTY SENATE TRAVEL	TRAVEL	15,000
10-3350-5400 LEARNING RESOURCE CENTER	ADMINISTRATIVE SALARIES	66,006
10-3350-5500	CLASSIFIED SALARIES	44,091
10-3350-6600	FRINGE BENEFITS	36,231
10-3350-7000	SUPPLIES AND SERVICES	13,000
10-3350-7200	TRAVEL	2,000
10-3350-7300	LIBRARY HOLDINGS	24,000
		185,328
10-3355-5400 TUTORING CENTER	ADMINISTRATIVE SALARIES	47,893
10-3355-5700	EXTRA HELP	46,800
10-3355-6600	FRINGE BENEFITS	22,346
10-3355-7000	SUPPLIES AND SERVICES	1,000
		118,039
10-3360-5400 SECONDARY EDUCATION	ADMINISTRATIVE SALARIES	67,456
10-3360-5500	CLASSIFIED SALARIES	48,037
10-3360-6600	FRINGE BENEFITS	39,700
10-3360-7000	SUPPLIES AND SERVICES	14,000
10-3360-7200	TRAVEL	3,750
		172,943
TOTAL FOR ACADEMIC SUPPORT		752,476
10-4400-7000 BOARD OF TRUSTEES	SUPPLIES AND SERVICES	1,000
10-4405-5400 CHANCELLORS OFFICE	ADMINISTRATIVE SALARIES	186,736
10-4405-6600	FRINGE BENEFITS	61,510
10-4405-7000	SUPPLIES AND SERVICES	3,750
10-4405-7200	TRAVEL	7,500

**SOUTHERN ARKANSAS UNIVERSITY TECH
EXPENSE REPORT
BY DEPARTMENT, FUNCTION AND FUND
FOR THE YEAR ENDED JUNE 30, 2016**

	<u>259,496</u>
10-4406-7000 CHARLES ROSS CENTER	SUPPLIES AND SERVICES <u>2,000</u>
10-4407-5400 VC INFORMATION TECHNOLOGY	ADMINISTRATIVE SALARIES 39,575
10-4407-5500	CLASSIFIED SALARIES 37,902
10-4407-6600	FRINGE BENEFITS 25,000
10-4407-7000	SUPPLIES AND SERVICES 10,000
10-4407-7200	TRAVEL 1,875
10-4407-7500	COMPUTER LEASE 178,313
10-4407-7400	EQUIPMENT 25,000
10-4407-7999	CONTINGENCY <u>48,165</u>
	<u>365,830</u>
10-4410-5400 VC PLANNING/ACCOUNTABILITY/DEVELOPMENT	ADMINISTRATIVE SALARIES 73,548
10-4410-6600	FRINGE BENEFITS 20,535
10-4410-7000	SUPPLIES AND SERVICES 2,000
10-4410-7200	TRAVEL <u>500</u>
	<u>96,583</u>
10-4412-5400 INSTITUTIONAL RESEARCH	ADMINISTRATIVE SALARIES 44,895
10-4412-6600	FRINGE BENEFITS 12,822
10-4412-7000	SUPPLIES AND SERVICES 5,690
10-4412-7200	TRAVEL <u>1,500</u>
	<u>64,907</u>
10-4411-5400 MARKETING & PUBLIC RELATIONS	ADMINISTRATIVE SALARIES 53,987
10-4411-5500	CLASSIFIED SALARIES 21,827
10-4411-5700	EXTRA HELP 10,000
10-4411-6600	FRINGE BENEFITS 24,500
10-4411-7000	SUPPLIES AND SERVICES 118,819
10-4411-7200	TRAVEL <u>1,463</u>
	<u>230,596</u>
10-4415-5400 INFORMATION TECHNOLOGY SERVICES	ADMINISTRATIVE SALARIES 68,874
10-4415-5500	CLASSIFIED SALARIES 118,046
10-4415-5700	EXTRA HELP 6,450
10-4415-6600	FRINGE BENEFITS 59,814
10-4415-7000	SUPPLIES AND SERVICES 12,000
10-4415-7200	TRAVEL 4,500
10-4415-7400	EQUIPMENT <u>251,407</u>
	<u>521,091</u>
10-4420-5500 CAMPUS POLICE DEPARTMENT	CLASSIFIED SALARIES 100,154
10-4420-5700	EXTRA HELP 31,250
10-4420-6600	FRINGE BENEFITS 36,736
10-4420-7000	SUPPLIES AND SERVICES 6,000
10-4420-7200	TRAVEL 1,000
10-4420-7400	EQUIPMENT <u>4,000</u>
	<u>179,140</u>

**SOUTHERN ARKANSAS UNIVERSITY TECH
EXPENSE REPORT
BY DEPARTMENT, FUNCTION AND FUND
FOR THE YEAR ENDED JUNE 30, 2016**

10-4425-7000 MOTOR POOL	SUPPLIES AND SERVICES	30,000
10-4425-7200	TRAVEL	750
10-4425-7400	EQUIPMENT	<u>20,000</u>
		<u>50,750</u>
10-4430-7000 TELEPHONE	SUPPLIES AND SERVICES	<u>60,000</u>
10-4435-7000 LOBBY PHOTOCOPIER	SUPPLIES AND SERVICES	1,500
10-4435-7500	LEASES AND RENTALS	<u>25,000</u>
		<u>26,500</u>
10-4450-5400 BUSINESS OFFICE	ADMINISTRATIVE SALARIES	106,601
10-4450-5500	CLASSIFIED SALARIES	165,439
10-4450-6600	FRINGE BENEFITS	91,624
10-4450-7000	SUPPLIES AND SERVICES	12,000
10-4450-7200	TRAVEL	<u>3,375</u>
		<u>379,039</u>
10-4451-5400 HUMAN RESOURCES OFFICE	ADMINISTRATIVE SALARIES	38,950
10-4451-6600	FRINGE BENEFITS	13,975
10-4451-7000	SUPPLIES AND SERVICES	6,500
10-4451-7100	ADVERTISING & RECRUITING	10,000
10-4451-7200	TRAVEL	<u>1,875</u>
		<u>71,300</u>
10-4453-5400 VC FINANCE & ADMINISTRATION	ADMINISTRATIVE SALARIES	97,363
10-4453-6600	FRINGE BENEFITS	23,500
10-4453-7000	SUPPLIES AND SERVICES	2,000
10-4453-7200	TRAVEL	<u>3,625</u>
		<u>126,488</u>
10-4454-5400 SALARY/FRINGE RESERVE	RESERVE	<u>42,000</u>
10-4460-7000 CENTRAL STORE OPERATION	SUPPLIES AND SERVICES	<u>25,000</u>
10-4465-7000 POST OFFICE	SUPPLIES AND SERVICES	<u>60,000</u>
10-4470-7000 COMMENCEMENT	SUPPLIES AND SERVICES	<u>7,000</u>
10-4471-7000 SHIPPING AND RECEIVING	SUPPLIES AND SERVICES	<u>500</u>
10-4472-7000 LEGAL and AUDIT SERVICES	SUPPLIES AND SERVICES	<u>8,000</u>
10-4474-7000 CONSULTANT SERVICES	SUPPLIES AND SERVICES	<u>22,500</u>
10-4476-7000 INSTITUTIONAL MEMBERSHIPS	SUPPLIES AND SERVICES	<u>35,000</u>
10-4477-7000 ASSESSMENT COMMITTEE DEVELOPMENT	SUPPLIES AND SERVICES	<u>857</u>
10-4478-7000 OFFICIAL FUNCTIONS	SUPPLIES AND SERVICES	<u>10,925</u>

**SOUTHERN ARKANSAS UNIVERSITY TECH
EXPENSE REPORT
BY DEPARTMENT, FUNCTION AND FUND
FOR THE YEAR ENDED JUNE 30, 2016**

10-4480-7000 HIGHER LEARNING COMMISSION	SUPPLIES AND SERVICES	<u>6,675</u>
10-4482-7000 CONSUMER USE TAX	SUPPLIES AND SERVICES	<u>18,000</u>
10-4490-7000 COLLECTION AGENCY EXPENSE	SUPPLIES AND SERVICES	<u>3,000</u>
10-4494-7000 CLASSIFIED ORGANIZATION	SUPPLIES AND SERVICES	<u>800</u>
10-4497-7000 BANKING EXPENSE	SUPPLIES AND SERVICES	<u>9,000</u>
10-4499-7000 COBRA ADMINISTRATIVE EXPENSE	SUPPLIES AND SERVICES	<u>500</u>
10-7732-6600 EMPLOYEE AND DEPENDENT WAIVER BENEFIT	FRINGE BENEFITS	<u>75,000</u>
TOTAL FOR INSTITUTIONAL SUPPORT		<u>2,759,477</u>
10-5505-5400 VC STUDENT SERVICES	ADMINISTRATIVE SALARIES	82,363
10-5505-5500	CLASSIFIED SALARIES	25,268
10-5505-6600	FRINGE BENEFITS	35,000
10-5505-7000	SUPPLIES AND SERVICES	3,400
10-5505-7200	TRAVEL	<u>3,750</u>
		<u>149,781</u>
10-5510-5400 REGISTRAR	ADMINISTRATIVE SALARIES	55,681
10-5510-5500	CLASSIFIED SALARIES	51,663
10-5510-6600	FRINGE BENEFITS	39,145
10-5510-7000	SUPPLIES AND SERVICES	4,500
10-5510-7200	TRAVEL	<u>3,000</u>
		<u>153,989</u>
10-5520-5400 COUNSELING & TESTING	ADMINISTRATIVE SALARIES	124,888
10-5520-5500	CLASSIFIED SALARIES	21,827
10-5520-6600	FRINGE BENEFITS	55,000
10-5520-7000	SUPPLIES AND SERVICES	9,000
10-5520-7200	TRAVEL	<u>2,500</u>
		<u>213,215</u>
10-5522-7000 STUDENT ORIENTATION AND REGISTRATION	SUPPLIES AND SERVICES	<u>4,700</u>
10-5530-5400 ADMISSIONS/PLACEMENT	ADMINISTRATIVE SALARIES	34,940
10-5530-5500	CLASSIFIED SALARIES	19,232
10-5530-6600	FRINGE BENEFITS	13,967

**SOUTHERN ARKANSAS UNIVERSITY TECH
EXPENSE REPORT
BY DEPARTMENT, FUNCTION AND FUND
FOR THE YEAR ENDED JUNE 30, 2016**

10-5530-7000	SUPPLIES AND SERVICES	3,500
10-5530-7200	TRAVEL	<u>375</u>
		<u>72,014</u>
10-5560-5400 STUDENT FINANCIAL AID	ADMINISTRATIVE SALARIES	47,000
10-5560-5500	CLASSIFIED SALARIES	77,075
10-5560-6600	FRINGE BENEFITS	48,455
10-5560-7000	SUPPLIES AND SERVICES	12,200
10-5560-7200	TRAVEL	<u>3,700</u>
		<u>188,430</u>
10-5570-5400 STUDENT LIFE	ADMINISTRATIVE SALARIES	24,500
10-5570-5500	CLASSIFIED SALARIES	12,032
10-5570-5700	EXTRA HELP	1,500
10-5570-6600	FRINGE BENEFITS	13,266
10-5570-7000	SUPPLIES AND SERVICES	11,000
10-5570-7200	TRAVEL	<u>375</u>
		<u>62,673</u>
10-5572-5400 STUDENT RECRUITING	ADMINISTRATIVE SALARIES	49,500
10-5572-5700	EXTRA HELP	1,650
10-5572-6600	FRINGE BENEFITS	19,500
10-5572-7000	SUPPLIES AND SERVICES	16,000
10-5572-7200	TRAVEL	<u>5,250</u>
		<u>91,900</u>
10-5585-5700 DISABILITY SERVICES	EXTRA HELP	300
10-5585-6600	FRINGE BENEFITS	20
10-5585-7000	SUPPLIES AND SERVICES	<u>1,180</u>
		<u>1,500</u>
		<u>938,202</u>
TOTAL FOR STUDENT SERVICES		
10-6605-5400 PHYSICAL PLANT ADMINISTRATION	ADMINISTRATIVE SALARIES	67,005
10-6605-5500	CLASSIFIED SALARIES	82,897
10-6605-6600	FRINGE BENEFITS	38,805
10-6605-7000	SUPPLIES AND SERVICES	11,000
10-6605-7200	TRAVEL	3,000
10-6605-7400	EQUIPMENT	<u>12,000</u>
		<u>214,707</u>
10-6610-5500 BUILDING MAINTENANCE	CLASSIFIED SALARIES	220,722
10-6610-6600	FRINGE BENEFITS	92,703
10-6610-7000	SUPPLIES AND SERVICES	37,000
10-6610-7400	EQUIPMENT	<u>12,000</u>
		<u>362,425</u>

**SOUTHERN ARKANSAS UNIVERSITY TECH
EXPENSE REPORT
BY DEPARTMENT, FUNCTION AND FUND
FOR THE YEAR ENDED JUNE 30, 2016**

10-6620-5500 GROUNDS MAINTENANCE	CLASSIFIED SALARIES	170,015
10-6620-6600	FRINGE BENEFITS	71,406
10-6620-7000	SUPPLIES AND SERVICES	<u>50,000</u>
		<u>291,421</u>
10-6630-7750 INSTITUTIONAL INSURANCE	PROPERTY INSURANCE	53,000
10-6630-7755	LIABILITY INSURANCE	750
10-6630-7757	AUTO INSURANCE	<u>10,000</u>
		<u>63,750</u>
10-6640-7770 UTILITIES	UTILITIES	380,000
10-6641-7770 UTILITIES - Magnolia		<u>25,000</u>
		<u>405,000</u>
		<u>1,337,303</u>
TOTAL FOR PHYSICAL PLANT		
10-7705-7600 ACADEMIC SCHOLARSHIP	SCHOLARSHIPS	<u>63,910</u>
10-7710-7600 DUAL CREDIT SCHOLARSHIP	SCHOLARSHIPS	<u>236,000</u>
10-7715-7600 GED SCHOLARSHIP	SCHOLARSHIPS	<u>29,160</u>
10-7717-7600 PUBLIC SERVICE SCHOLARSHIP	SCHOLARSHIPS	<u>100,000</u>
10-7721-7600 VAL/SAL	SCHOLARSHIPS	<u>18,320</u>
10-7722-7600 MERIT	SCHOLARSHIPS	<u>141,000</u>
10-7723-7600 STUDENT LIFE AMBASSADOR	SCHOLARSHIPS	<u>12,480</u>
10-7724-5700 STUDENT LIFE AMBASSADOR Workstudy	SCHOLARSHIPS	<u>13,920</u>
10-7725-7600 NURSING	SCHOLARSHIPS	<u>14,580</u>
10-7727-7600 CONCURRENT AWARD	SCHOLARSHIPS	<u>69,000</u>
10-7729-7600 BORDER COUNTY WAIVER	SCHOLARSHIPS	<u>500</u>
10-7730-7600 SENIOR CITIZEN WAIVER	SCHOLARSHIPS	<u>16,000</u>
10-7731-7600 AR NATIONAL GUARD WAIVER	SCHOLARSHIPS	<u>30,000</u>
10-7735-7600 MILITARY ACTIVATION	SCHOLARSHIPS	<u>500</u>
10-7736-7600 MISCELLANEOUS	SCHOLARSHIPS	<u>15,000</u>
10-7737-7600 CIRCUMSTANCE/OPPORTUNITY SCHOLARSHIP	SCHOLARSHIPS	<u>6,480</u>
10-7740-7600 NON-TRAD - PROGRESSIVE SCHOLARSHIP	SCHOLARSHIPS	<u>6,000</u>
10-7744-7600 MISS ARKANSAS	SCHOLARSHIPS	<u>3,000</u>

**SOUTHERN ARKANSAS UNIVERSITY TECH
EXPENSE REPORT
BY DEPARTMENT, FUNCTION AND FUND
FOR THE YEAR ENDED JUNE 30, 2016**

10-7745-7600 MISS SOUTHWEST	SCHOLARSHIPS	<u>3,000</u>
10-7750-7600 VICA	SCHOLARSHIPS	<u>15,720</u>
10-7752-7600 WELDING	SCHOLARSHIPS	<u>2,070</u>
10-7755-7600 FIRE OCCUPATIONAL SCHOLARSHIP	SCHOLARSHIPS	<u>255,150</u>
10-7756-7600 LAW OCCUPATIONAL SCHOLARSHIP	SCHOLARSHIPS	<u>552,420</u>
10-7757-7600 ACADEMIC CHALLENGE SUPPORT	SCHOLARSHIPS	<u>15,000</u>
TOTAL FOR SCHOLARSHIPS & WAIVERS		<u>1,619,210</u>
10-9689-9900 STUDENT CENTER 2012 DEBT SERV TRANSFER	MANDATORY TRANSFER	277,762
10-9690-9900 STUDENT CENTER 2013 DEBT SERV TRANSFER	MANDATORY TRANSFER	62,272
10-9820-9900 FACILITY USE FEE TRANSFER	MANDATORY TRANSFER	<u>77,806</u>
TOTAL FOR TRANSFERS		<u>417,840</u>
TOTAL FOR EDUCATIONAL & GENERAL		<u>\$ 11,282,680</u>
20-4575-5500 STUDENT APARTMENTS	CLASSIFIED SALARIES	\$ 31,144
20-4575-5700	EXTRA HELP	20,362
20-4575-6600	FRINGE BENEFITS	15,369
20-4575-7000	SUPPLIES AND SERVICES	11,500
20-4575-7200	TRAVEL	1,500
20-4575-7400	EQUIPMENT	6,825
20-4575-7500	DEBT SERVICE/LEASE	98,100
TOTAL FOR STUDENT APARTMENTS		<u>184,800</u>
TOTAL FOR AUXILIARY		<u>\$ 184,800</u>

**ARKANSAS FIRE TRAINING ACADEMY
COMPARISON OF PRIOR YEAR TO CURRENT YEAR (BUDGET)--
24 LINE REPORT
FOR THE YEAR ENDED JUNE 30, 2016**

	2014-2015	2015-2016	Difference	% of Total
REVENUE:				
1 TUITION	\$ 231,080	\$ 202,000	\$ (29,080)	10.31%
2 OTHER STUDENT FEES			-	0.00%
3 STATE APPROPRIATIONS	1,739,218	1,738,850	(368)	88.71%
4 GIFTS AND GRANTS			-	0.00%
5 SALES AND SERVICES	26,340	19,200	(7,140)	0.98%
6 OTHER			-	0.00%
7 TOTAL E&G REVENUE	<u>1,996,638</u>	<u>1,960,050</u>	<u>(36,588)</u>	<u>100.00%</u>
8 AUXILIARY REVENUE				
9 TOTAL OPERATING REVENUES	<u>1,996,638</u>	<u>1,960,050</u>	<u>(36,588)</u>	<u>100.00%</u>
EXPENDITURES:				
10 SALARIES	939,676	939,916	240	47.95%
11 EXTRA HELP	90,200	67,000	(23,200)	3.42%
12 FRINGE BENEFITS	253,857	274,222	20,365	13.99%
13 SUPPLIES AND SERVICES	591,505	539,952	(51,553)	27.55%
14 TRAVEL	26,500	31,500	5,000	1.61%
15 UTILITIES	55,000	58,000	3,000	2.96%
16 INSURANCE	22,900	23,160	260	1.18%
17 SCHOLARSHIPS			-	0.00%
18 EQUIPMENT	17,000	26,300	9,300	1.34%
19 LIBRARY HOLDINGS			-	0.00%
20 TRANSFERS TO (FROM) OTHER FUNDS			-	0.00%
21 DEBT SERVICE			-	0.00%
22 MAINTENANCE & SERVICE CONTRACTS			-	0.00%
23 TOTAL OPERATING EXPENDITURES	<u>1,996,638</u>	<u>1,960,050</u>	<u>(36,588)</u>	<u>100.00%</u>
24 SURPLUS/(DEFICIT)	<u>\$ -</u>	<u>\$ -</u>		

NOTES TO THE 24 LINE REPORT – Arkansas Fire Training Academy

REVENUE

Tuition and Fees are based on the 2014-2015 projections.

Sales and Services are based on the 2014-2015 projections.

State General Revenue remains unchanged

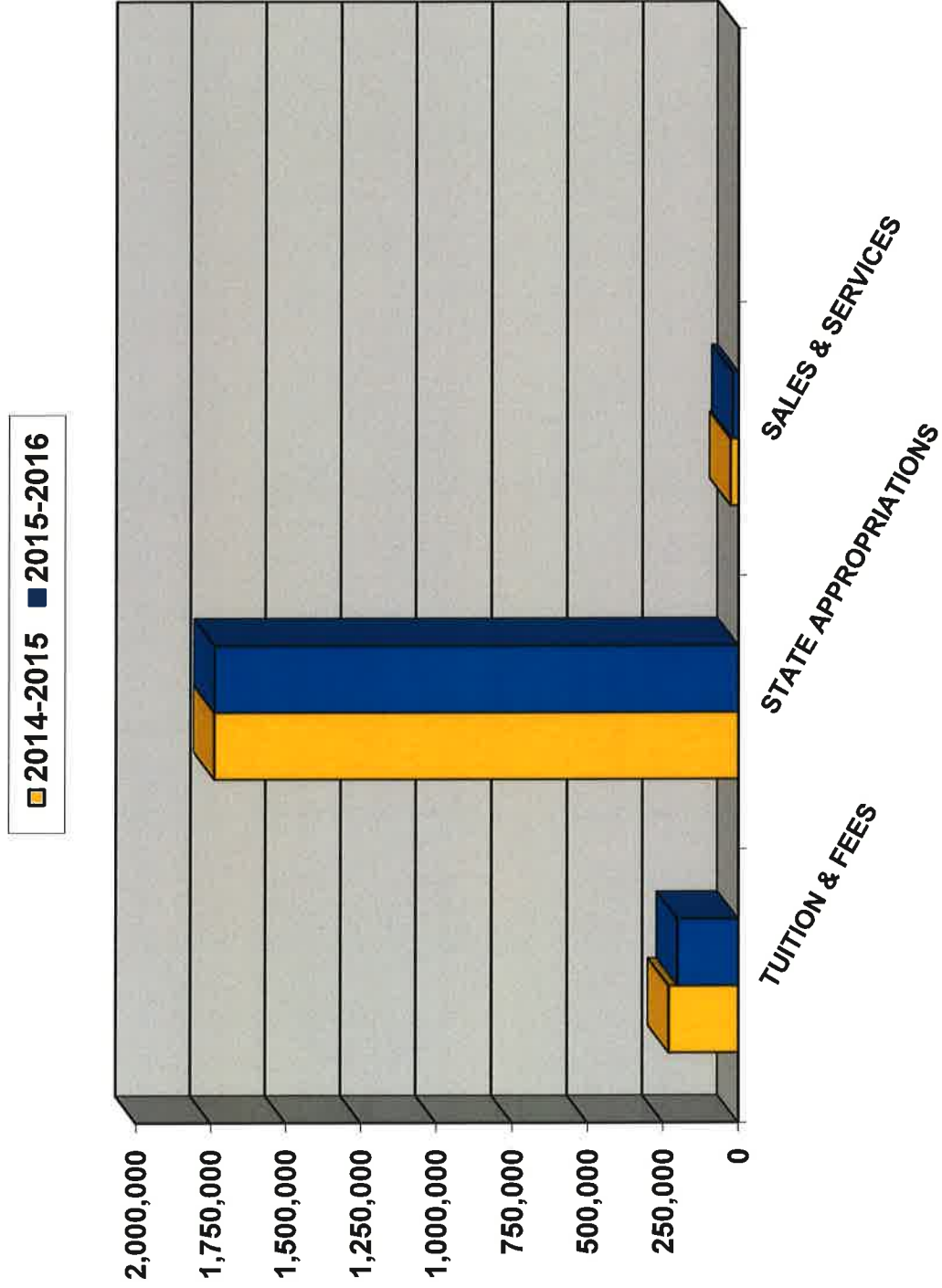
EXPENDITURES

Faculty, Administrative and Classified salaries will be reviewed in the fall semester.

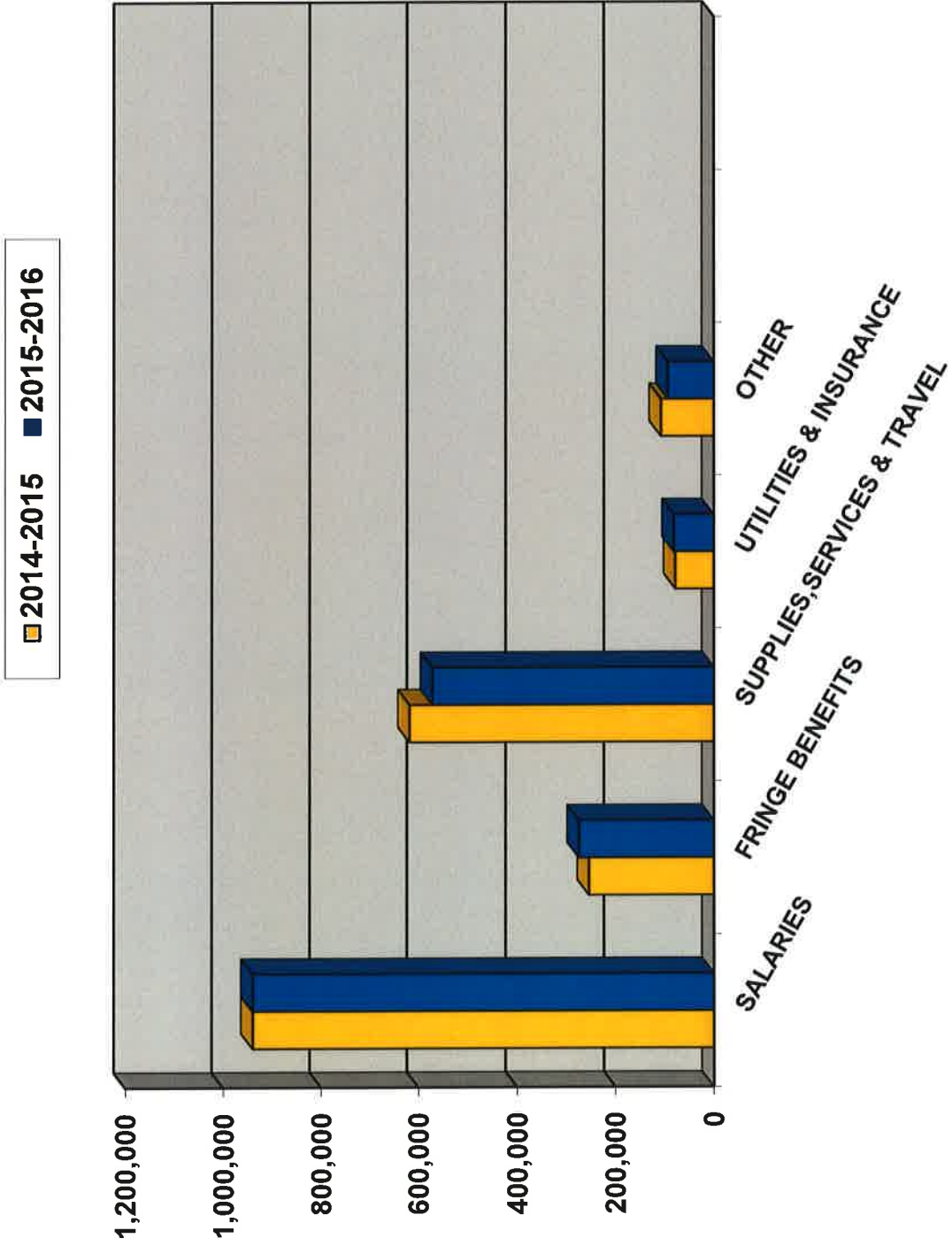
Change in health insurance plan (A very small portion of the monthly premium will be allocated to the employee)

Supply and travel budgets include slight adjustments based on 2014-2015 actual expenses.

ARKANSAS FIRE TRAINING ACADEMY
 COMPARISON OF 24-LINE REPORT REVENUE
 FOR THE YEAR ENDED JUNE 30, 2016



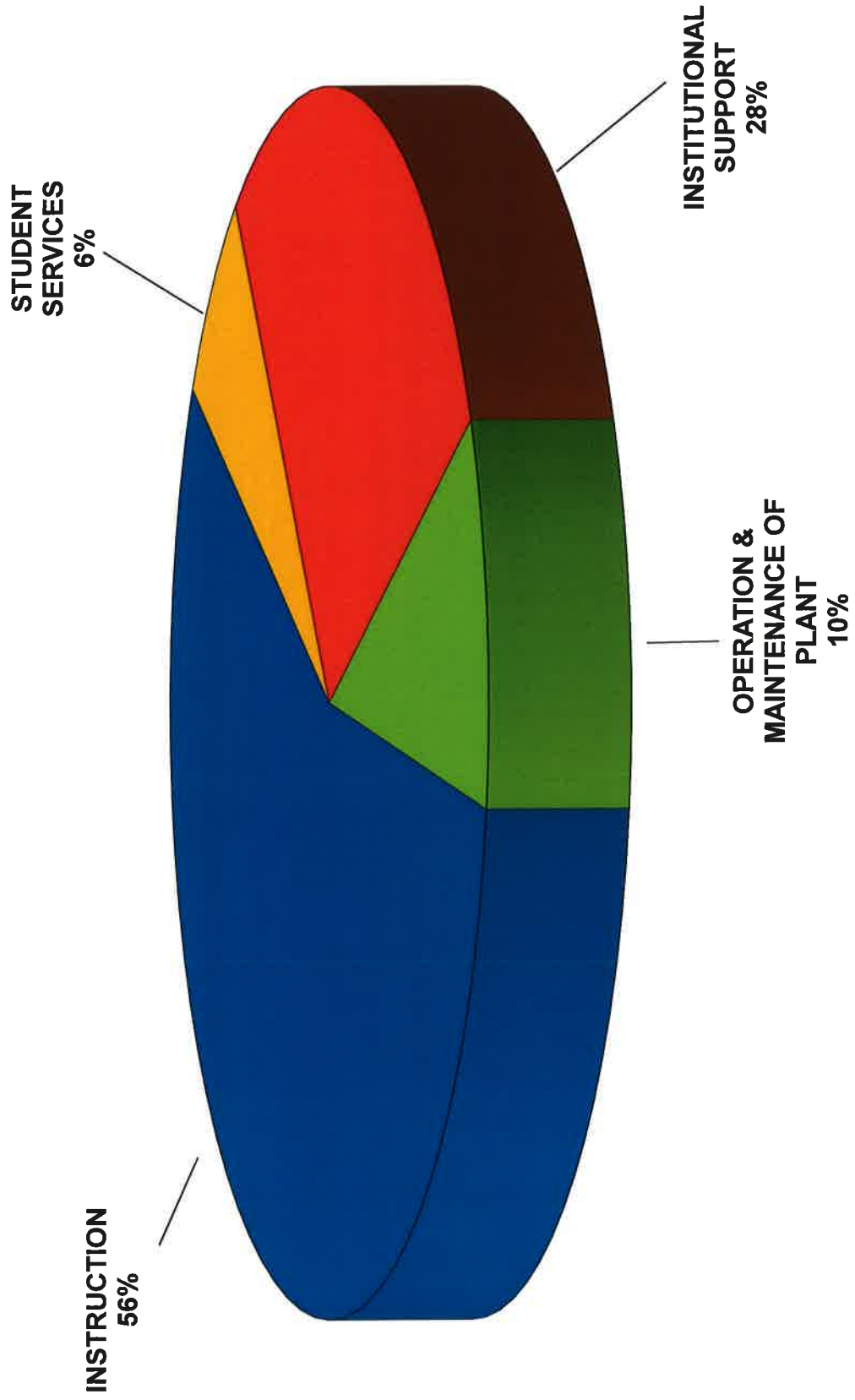
**ARKANSAS FIRE TRAINING ACADEMY
COMPARISON OF 24-LINE REPORT EXPENDITURES
FOR THE YEAR ENDED JUNE 30, 2016**



ARKANSAS FIRE TRAINING ACADEMY
CURRENT FUND EXPENDITURES--UNRESTRICTED EDUCATIONAL GENERAL (BUDGET)
MAJOR OBJECT CLASSIFICATION
FOR THE YEAR ENDED JUNE 30, 2016

	SALARIES	EXTRA HELP	BENEFITS	EXPENSES SUPPLIES	DEBT SERVICE	CAPITAL OUTLAY	TRANSFERS	TOTAL
INSTRUCTION								
TEACHING SALARIES	\$ 541,306							\$ 541,306
DEPT. OPERATING EXPENSE	165,023	\$ 67,000	\$ 204,146	\$ 105,130		\$ 10,000		551,299
TOTAL INSTRUCTION	<u>706,329</u>	<u>67,000</u>	<u>204,146</u>	<u>105,130</u>		<u>10,000</u>		<u>1,092,605</u>
RESEARCH								
PUBLIC SERVICE								
ACADEMIC SUPPORT								
LIBRARIES								
OTHER ACADEMIC SUPPORT								
TOTAL ACADEMIC SUPPORT				125,400				125,400
STUDENT SERVICES			57,374	284,734		6,300		539,656
INSTITUTIONAL SUPPORT	191,248							
OPERATION & MAINTENANCE OF PLANT								
UTILITIES								
OTHER OPERATION & MAINTENANCE	42,339		12,702	48,000		10,000		48,000
TOTAL OPERATION & MAINTENANCE OF PLANT	<u>42,339</u>		<u>12,702</u>	<u>137,348</u>		<u>10,000</u>		<u>202,389</u>
SCHOLARSHIPS								
DEBT SERVICE								
	939,916	67,000	274,222	652,612		26,300		1,960,050
TRANSFERS								
MANDATORY								
NON-MANDATORY								
TOTAL EXPENDITURES & TRANSFERS	<u>\$ 939,916</u>	<u>\$ 67,000</u>	<u>\$ 274,222</u>	<u>\$ 652,612</u>		<u>\$ 26,300</u>		<u>\$ 1,960,050</u>

ARKANSAS FIRE TRAINING ACADEMY
EDUCATIONAL & GENERAL EXPENDITURES
FOR THE YEAR ENDED JUNE 30, 2016



**ARKANSAS FIRE TRAINING ACADEMY
REVENUE REPORT
BY DEPARTMENT, FUNCTION AND FUND
FOR THE YEAR ENDED JUNE 30, 2016**

Account #	Account Title	Amount
11-0100-4180	INTERNATIONAL STUDENT TUITION	\$ 80,000
11-0100-4506	FTA INDUSTRIAL INCOME	52,000
11-0100-4507	EMS TRAINING REVENUE	<u>70,000</u>
TOTAL TUITION AND FEES		<u>202,000</u>
11-0200-4205	STATE APPROPRIATIONS - GENERAL REVENUE/ED EXCELLENCE	<u>1,738,850</u>
TOTAL STATE APPROPRIATIONS		<u>1,738,850</u>
11-0300-4405	FTA BOOKCENTER SALES COMMISSION	8,000
11-0300-4406	IFSAC CERTIFICATION REVENUE	6,000
11-0300-4407	STATEWIDE TRAINING PATCH PROG	200
11-0400-4535	OTHER INCOME	<u>5,000</u>
TOTAL SALES AND SERVICES		<u>19,200</u>
TOTAL EDUCATIONAL & GENERAL REVENUE		<u>\$ 1,960,050</u>

**ARKANSAS FIRE TRAINING ACADEMY
E & G AND AUXILIARY EXPENSE REPORT
FOR THE YEAR ENDED JUNE 30, 2016**

Account #	Department	Account Title	Amount
11-1190-5000	FIRE FIGHTERS STANDARDS PROGRAM	TEACHING SALARIES	\$ 192,034
11-1192-5000	EMERGENCY MEDICAL SERVICES PROG		48,495
11-1194-5000	STATE/REGIONAL PROGRAM		<u>245,777</u>
TOTAL FOR TEACHING SALARIES			<u>\$ 486,306</u>
11-1190-5200	FIRE FIGHTERS STANDARDS PROGRAM	ADJUNCTS	\$ 5,000
11-1191-5200	JONESBORO SATELLITE		10,000
11-1192-5200	EMERGENCY MEDICAL SERVICES PROG		2,500
11-1193-5200	LINCOLN SATELLITE		4,500
11-1194-5200	STATE/REGIONAL PROGRAM		30,000
11-1196-5200	FTA INDUSTRIAL PROGRAM		<u>3,000</u>
TOTAL FOR ADJUNCTS			<u>\$ 55,000</u>
11-1194-5400	STATE/REGIONAL PROGRAM	ADMINISTRATIVE SALARIES	\$ 62,093
11-4492-5400	FTA INSTITUTIONAL SUPPORT		<u>80,091</u>
TOTAL FOR ADMINISTRATIVE SALARIES			<u>\$ 142,184</u>
11-1190-5500	FIRE FIGHTERS STANDARDS PROGRAM	CLASSIFIED SALARIES	\$ 22,896
11-1192-5500	EMERGENCY MEDICAL SERVICES PROG		19,391
11-1194-5500	STATE/REGIONAL PROGRAM		60,643
11-4492-5500	FTA INSTITUTIONAL SUPPORT		111,157
11-6690-5500	FTA PHYSICAL PLANT MAINTENANCE		<u>42,339</u>
TOTAL FOR CLASSIFIED SALARIES			<u>\$ 256,426</u>
TOTAL FOR REGULAR SALARIES			<u>\$ 939,916</u>
11-1190-5700	FIRE FIGHTERS STANDARDS PROGRAM	EXTRA HELP	\$ 32,000
11-1191-5700	JONESBORO SATELLITE		10,000
11-1193-5700	LINCOLN SATELLITE		10,000
11-1194-5700	STATE/REGIONAL PROGRAM		<u>15,000</u>
TOTAL FOR EXTRA HELP			<u>\$ 67,000</u>
11-1190-6600	FIRE FIGHTERS STANDARDS PROGRAM	ALLOCATED FRINGES	\$ 64,479
11-1191-6600	JONESBORO SATELLITE		2,000
11-1192-6600	EMERGENCY MEDICAL SERVICES PROG		20,366
11-1193-6600	LINCOLN SATELLITE		1,450
11-1194-6600	STATE/REGIONAL PROGRAM		115,551
11-1196-6600	FTA INDUSTRIAL PROGRAM		300
11-4492-6600	FTA INSTITUTIONAL SUPPORT		57,374
11-6690-6600	FTA PHYSICAL PLANT MAINTENANCE		<u>12,702</u>
TOTAL FOR ALLOCATED FRINGES			<u>\$ 274,222</u>

**ARKANSAS FIRE TRAINING ACADEMY
E & G AND AUXILIARY EXPENSE REPORT
FOR THE YEAR ENDED JUNE 30, 2016**

Account #	Department	Account Title	Amount
11-1190-7000	FIRE FIGHTERS STANDARDS PROGRAM	SUPPLIES AND SERVICES	\$ 27,630
11-1191-7000	JONESBORO SATELLITE		10,000
11-1192-7000	EMERGENCY MEDICAL SERVICES PROG		11,000
11-1193-7000	LINCOLN SATELLITE		10,000
11-1194-7000	STATE/REGIONAL PROGRAM		12,000
11-1196-7000	FTA INDUSTRIAL PROGRAM		7,000
11-4492-7000	FTA INSTITUTIONAL SUPPORT		113,597
11-4493-7000	CANADIAN TUITION TRANSFER		18,000
11-6690-7000	FTA PHYSICAL PLANT MAINTENANCE		66,188
11-4492-7050	FTA INSTITUTIONAL SUPPORT	ADMINISTRATIVE OVERHEAD	139,137
11-5590-7800	FTA ROOM & BOARD	STUDENT ROOM & BOARD	30,000
11-5591-7800	FIRE FIGHTERS STANDARDS ROOM & BOARD		94,000
11-5592-7800	STATE/REGIONAL ROOM & BOARD		1,400
TOTAL FOR SUPPLIES & SERVICES			<u>\$ 539,952</u>
11-1190-7200	FIRE FIGHTERS STANDARDS PROGRAM	TRAVEL	\$ 3,000
11-1192-7200	EMERGENCY MEDICAL SERVICES PROG		2,000
11-1194-7200	STATE/REGIONAL PROGRAM		12,000
11-1196-7200	FTA INDUSTRIAL PROGRAM		500
11-4492-7200	FTA INSTITUTIONAL SUPPORT		14,000
TOTAL FOR TRAVEL			<u>\$ 31,500</u>
11-1190-7400	FIRE FIGHTERS STANDARDS PROGRAM	EQUIPMENT	\$ 10,000
11-4492-7400	FTA INSTITUTIONAL SUPPORT		6,300
11-6690-7999	FTA PHYSICAL PLANT MAINTENANCE	CONTINGENCY	10,000
TOTAL FOR EQUIPMENT			<u>\$ 26,300</u>
11-6630-7750	PROPERTY INSURANCE	INSTITUTIONAL INSURANCE	\$ 9,200
11-6630-7755	LIABILITY INSURANCE		760
11-6630-7757	AUTO INSURANCE		13,200
TOTAL FOR INSTITUTIONAL INSURANCE			<u>\$ 23,160</u>
11-1191-7770	JONESBORO SATELLITE	UTILITIES	\$ 6,000
11-1193-7770	LINCOLN SATELLITE		4,000
11-6640-7770	UTILITIES		48,000
TOTAL FOR UTILITIES			<u>\$ 58,000</u>

**ARKANSAS FIRE TRAINING ACADEMY
EXPENSE REPORT
BY DEPARTMENT, FUNCTION AND FUND
FOR THE YEAR ENDED JUNE 30, 2016**

Account #	Department	Account Title	Amount
11-1190-5000	FIRE FIGHTERS STANDARDS PROGRAM	TEACHING SALARIES	\$ 192,034
11-1190-5200		ADJUNCTS	5,000
11-1190-5500		CLASSIFIED SALARIES	22,896
11-1190-5700		EXTRA HELP	32,000
11-1190-6600		FRINGE BENEFITS	64,479
11-1190-7000		SUPPLIES AND SERVICES	27,630
11-1190-7200		TRAVEL	3,000
11-1190-7400		EQUIPMENT	10,000
			<u>357,039</u>
11-1191-5200	JONESBORO SATELLITE	ADJUNCTS	10,000
11-1191-5700		EXTRA HELP	10,000
11-1191-6600		FRINGE BENEFITS	2,000
11-1191-7000		SUPPLIES AND SERVICES	10,000
11-1191-7770		UTILITIES	6,000
			<u>38,000</u>
11-1192-5000	EMERGENCY MEDICAL SERVICES PROG	TEACHING SALARIES	48,495
11-1192-5200		ADJUNCTS	2,500
11-1192-5500		CLASSIFIED SALARIES	19,391
11-1192-6600		FRINGE BENEFITS	20,366
11-1192-7000		SUPPLIES AND SERVICES	11,000
11-1192-7200		TRAVEL	2,000
			<u>103,752</u>
11-1193-5200	LINCOLN SATELLITE	ADJUNCTS	4,500
11-1193-5700		EXTRA HELP	10,000
11-1193-6600		FRINGE BENEFITS	1,450
11-1193-7000		SUPPLIES AND SERVICES	10,000
11-1193-7770		UTILITIES	4,000
			<u>29,950</u>
11-1194-5000	STATE/REGIONAL PROGRAM	TEACHING SALARIES	245,777
11-1194-5200		ADJUNCTS	30,000
11-1194-5400		ADMINISTRATIVE SALARIES	62,093
11-1194-5500		CLASSIFIED SALARIES	60,643
11-1194-5700		EXTRA HELP	15,000
11-1194-6600		FRINGE BENEFITS	115,551
11-1194-7000		SUPPLIES AND SERVICES	12,000
11-1194-7200		TRAVEL	12,000
			<u>553,064</u>
11-1196-5200	FTA INDUSTRIAL PROGRAM	ADJUNCTS	3,000
11-1196-6600		FRINGE BENEFITS	300
11-1196-7000		SUPPLIES AND SERVICES	7,000
11-1196-7200		TRAVEL	500
			<u>10,800</u>

**ARKANSAS FIRE TRAINING ACADEMY
EXPENSE REPORT
BY DEPARTMENT, FUNCTION AND FUND
FOR THE YEAR ENDED JUNE 30, 2016**

Account #	Department	Account Title	Amount
TOTAL FOR INSTRUCTION			<u>1,092,605</u>
11-4492-5400	FTA INSTITUTIONAL SUPPORT	ADMINISTRATIVE SALARIES	80,091
11-4492-5500		CLASSIFIED SALARIES	111,157
11-4492-6600		FRINGE BENEFITS	57,374
11-4492-7000		SUPPLIES AND SERVICES	113,597
11-4492-7050		ADMINISTRATIVE OVERHEAD	139,137
11-4492-7200		TRAVEL	14,000
11-4492-7400		EQUIPMENT	6,300
11-4493-7000		CANADIAN TUITION TRANSFER	<u>18,000</u>
TOTAL FOR INSTITUTIONAL SUPPORT			<u>539,656</u>
11-5590-7800	FTA ROOM & BOARD	STUDENT ROOM & BOARD	<u>30,000</u>
11-5591-7800	FIRE FIGHTERS STANDARDS ROOM & BOARD	STUDENT ROOM & BOARD	<u>94,000</u>
11-5592-7800	STATE/REGIONAL ROOM & BOARD	STUDENT ROOM & BOARD	<u>1,400</u>
TOTAL FOR STUDENT SERVICES			<u>125,400</u>
11-6630-7750	INSTITUTIONAL INSURANCE	PROPERTY INSURANCE	9,200
11-6630-7755		LIABILITY INSURANCE	760
11-6630-7757		AUTO INSURANCE	<u>13,200</u>
TOTAL FOR INSURANCE			<u>23,160</u>
11-6640-7770	UTILITIES	UTILITIES	<u>48,000</u>
11-6690-5500	FTA PHYSICAL PLANT MAINTENANCE	CLASSIFIED SALARIES	42,339
11-6690-6600		FRINGE BENEFITS	12,702
11-6690-7000		SUPPLIES AND SERVICES	66,188
11-6690-7999		CONTINGENCY	<u>10,000</u>
TOTAL FOR PHYSICAL PLANT			<u>131,229</u>
TOTAL FOR PHYSICAL PLANT			<u>202,389</u>
TOTAL EDUCATIONAL & GENERAL			<u>\$ 1,960,050</u>

**ARKANSAS ENVIRONMENTAL TRAINING ACADEMY
COMPARISON OF PRIOR YEAR TO CURRENT YEAR (BUDGET)--
24 LINE REPORT
FOR THE YEAR ENDED JUNE 30, 2016**

	2014-2015	2015-2016	Difference	% of Total
REVENUE:				
1 TUITION	\$ 259,600	\$ 327,200	\$ 67,600	44.81%
2 OTHER STUDENT FEES			-	0.00%
3 STATE APPROPRIATIONS	403,172	403,026	(146)	55.19%
4 GIFTS AND GRANTS			-	0.00%
5 SALES AND SERVICES			-	0.00%
6 OTHER	94,073		(94,073)	0.00%
7 TOTAL E&G REVENUE	<u>756,845</u>	<u>730,226</u>	<u>(26,619)</u>	<u>100.00%</u>
8 AUXILIARY REVENUE				
9 TOTAL OPERATING REVENUES	<u>756,845</u>	<u>730,226</u>	<u>(26,619)</u>	<u>100.00%</u>
EXPENDITURES:				
10 SALARIES	420,719	434,338	13,619	59.48%
11 EXTRA HELP			-	0.00%
12 FRINGE BENEFITS	133,270	135,549	2,279	18.56%
13 SUPPLIES AND SERVICES	158,856	110,639	(48,217)	15.15%
14 TRAVEL	37,000	40,500	3,500	5.55%
15 UTILITIES	3,000	4,000	1,000	0.55%
16 INSURANCE	4,000	5,200	1,200	0.71%
17 SCHOLARSHIPS			-	0.00%
18 EQUIPMENT			-	0.00%
19 LIBRARY HOLDINGS			-	0.00%
20 TRANSFERS TO (FROM) OTHER FUNDS			-	0.00%
21 DEBT SERVICE			-	0.00%
22 MAINTENANCE & SERVICE CONTRACTS			-	0.00%
23 TOTAL OPERATING EXPENDITURES	<u>756,845</u>	<u>730,226</u>	<u>(26,619)</u>	<u>100.00%</u>
24 SURPLUS/(DEFICIT)	<u>\$ -</u>	<u>\$ -</u>	<u>-</u>	

NOTES TO THE 24 LINE REPORT – Arkansas Environmental Training Academy

REVENUES

Tuition and Fees are based on the 2014-2015 projections.

State General Revenue remains constant

The Camden Brownfield Project contract is increased

EXPENDITURES

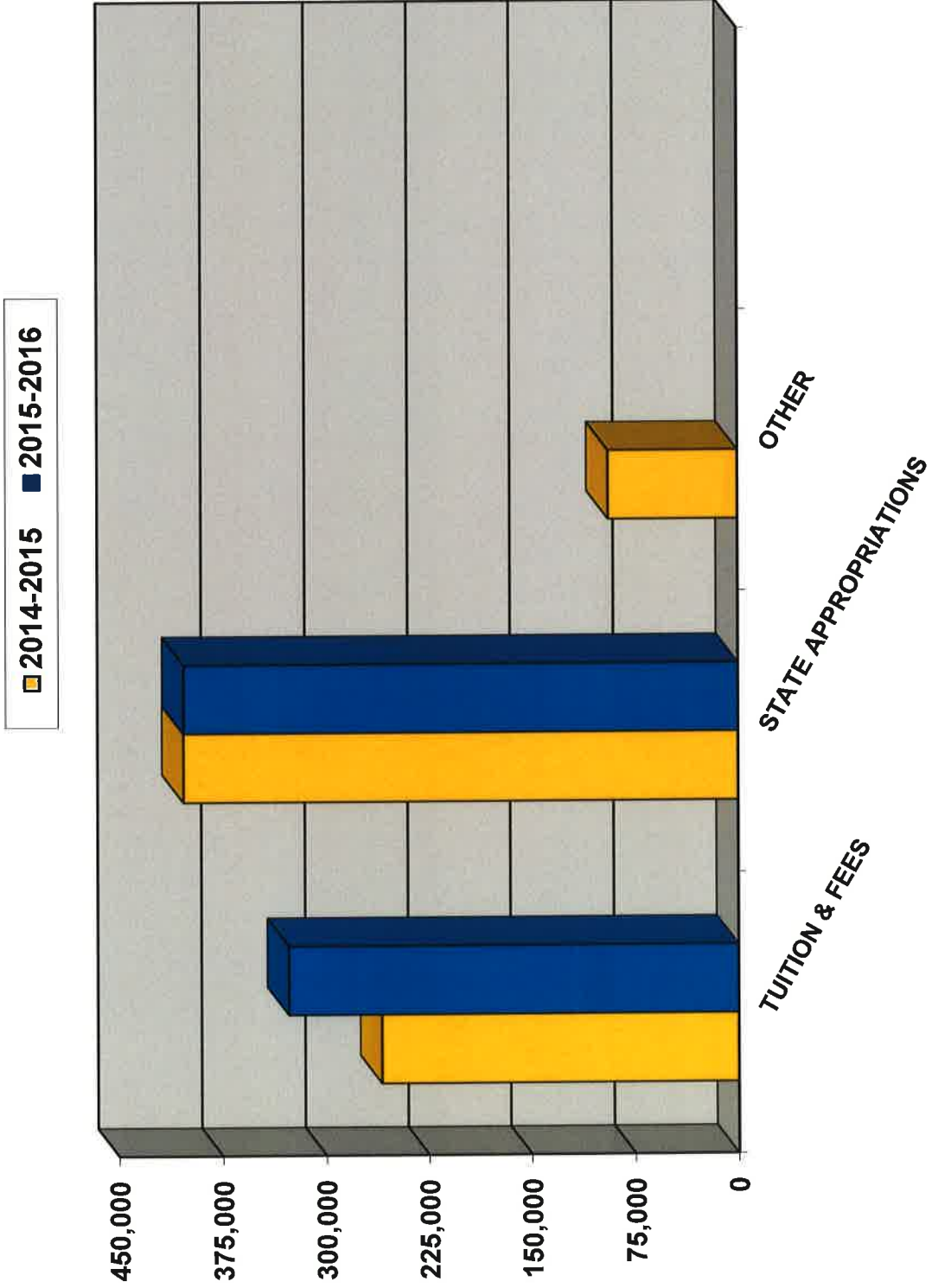
Faculty salaries include adjustments of approximately 1.1%

Administrative and Classified salaries will be reviewed in the fall semester.

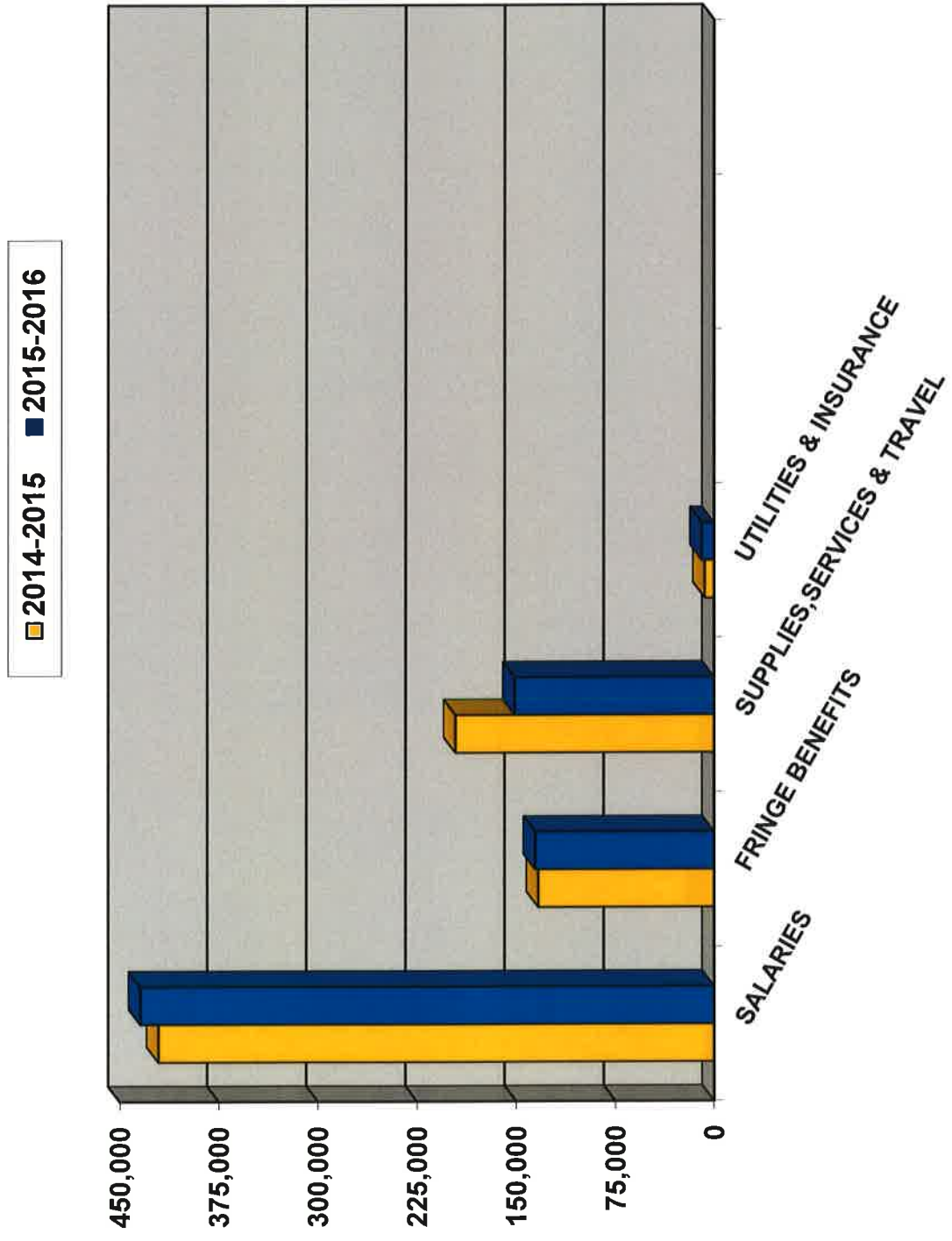
Change in health insurance plan (A very small portion of the monthly premium will be allocated to the employee)

Supply and travel budgets include slight adjustments based on 2014-2015 actual expenses.

ARKANSAS ENVIRONMENTAL TRAINING ACADEMY
COMPARISON OF 24-LINE REPORT REVENUE
FOR THE YEAR ENDED JUNE 30, 2016



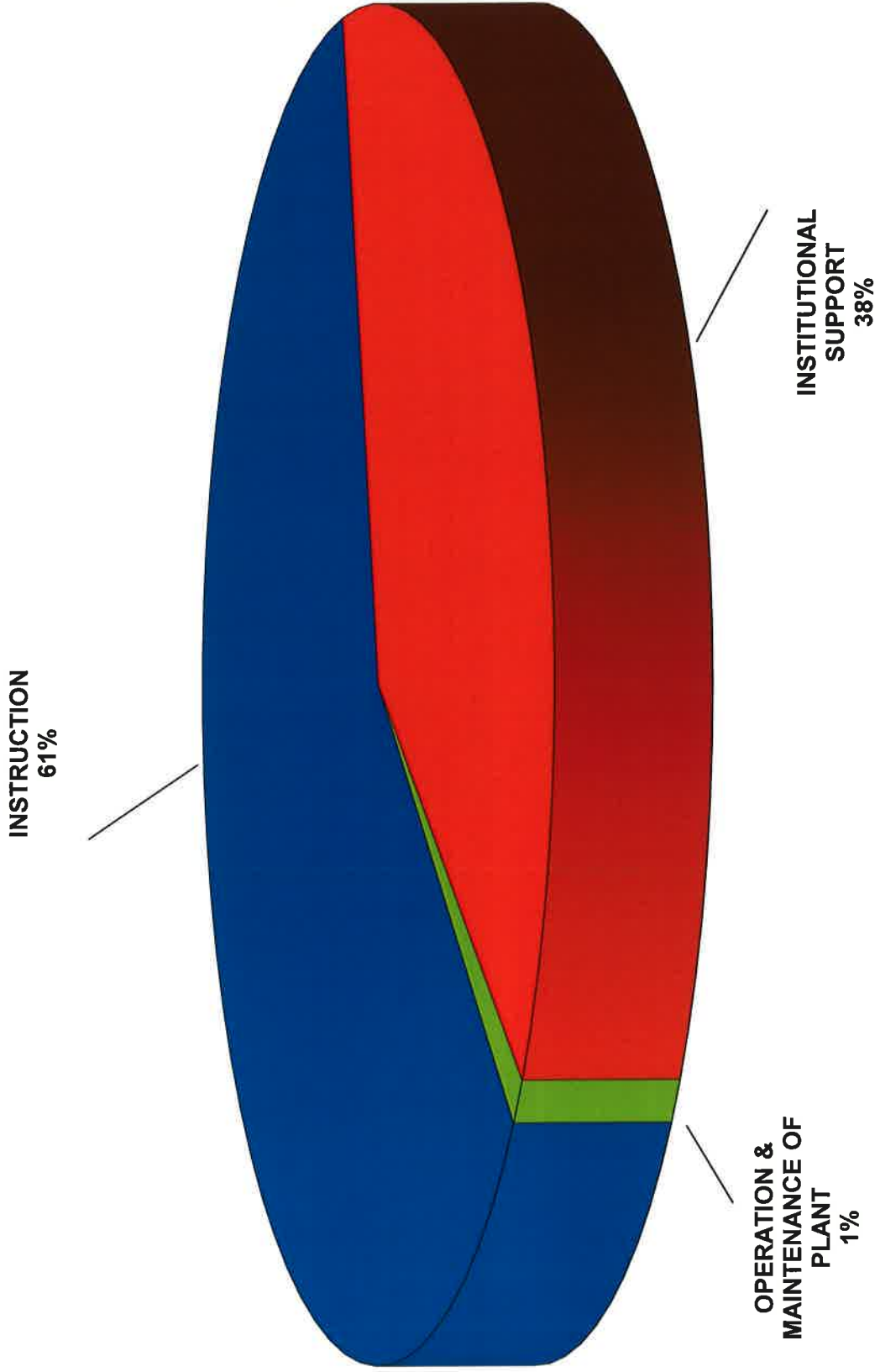
ARKANSAS ENVIRONMENTAL TRAINING ACADEMY
 COMPARISON OF 24-LINE REPORT EXPENDITURES
 FOR THE YEAR ENDED JUNE 30, 2016



ARKANSAS ENVIRONMENTAL TRAINING ACADEMY
CURRENT FUND EXPENDITURES--UNRESTRICTED EDUCATIONAL GENERAL (BUDGET)
MAJOR OBJECT CLASSIFICATION
FOR THE YEAR ENDED JUNE 30, 2016

	SALARIES	EXTRA HELP	BENEFITS	EXPENSES SUPPLIES	DEBT SERVICE	CAPITAL OUTLAY	TRANSFERS	TOTAL
INSTRUCTION								
TEACHING SALARIES	\$ 295,540							\$ 295,540
DEPT. OPERATING EXPENSE			\$ 92,579	\$ 54,500				147,079
TOTAL INSTRUCTION	<u>295,540</u>		<u>92,579</u>	<u>54,500</u>				<u>442,619</u>
RESEARCH								
PUBLIC SERVICE								
ACADEMIC SUPPORT								
LIBRARIES								
OTHER ACADEMIC SUPPORT								
TOTAL ACADEMIC SUPPORT								
STUDENT SERVICES								
INSTITUTIONAL SUPPORT	138,798		42,970	96,639				278,407
OPERATION & MAINTENANCE OF PLANT								
UTILITIES				4,000				4,000
OTHER OPERATION & MAINTENANCE				5,200				5,200
TOTAL OPERATION & MAINTENANCE OF PLANT				<u>9,200</u>				<u>9,200</u>
SCHOLARSHIPS								
DEBT SERVICE								
	434,338		135,549	160,339				730,226
TRANSFERS								
MANDATORY								
NON-MANDATORY								
TOTAL EXPENDITURES & TRANSFERS	<u>\$ 434,338</u>		<u>\$ 135,549</u>	<u>\$ 160,339</u>				<u>\$ 730,226</u>

ARKANSAS ENVIRONMENTAL TRAINING ACADEMY
EDUCATIONAL & GENERAL EXPENDITURES
FOR THE YEAR ENDED JUNE 30, 2016



**ARKANSAS ENVIRONMENTAL TRAINING ACADEMY
REVENUE REPORT
BY DEPARTMENT, FUNCTION AND FUND
FOR THE YEAR ENDED, JUNE 30, 2016**

Account #	Account Title	Amount
12-0100-4161	WASTEWATER TRAINING FEES	\$ 14,000
12-0100-4162	SOLID WASTE TRAINING FEES	85,000
12-0100-4163	BACKFLOW TRAINING FEES	67,000
12-0100-4160	NON-CREDIT INTERNET FEES	21,000
12-0100-4165	EHS TRAINING FEES	20,000
12-0100-4166	CAMDEN BROWNFIELD PROJECT	<u>120,200</u>
TOTAL TUITION AND FEES		<u>327,200</u>
12-0200-4205	STATE APPROPRIATIONS - GENERAL REVENUE/ED EXCELLENCE	<u>403,026</u>
TOTAL STATE APPROPRIATIONS		<u>403,026</u>
TOTAL EDUCATIONAL & GENERAL REVENUE		<u>\$ 730,226</u>

**ARKANSAS ENVIRONMENTAL TRAINING ACADEMY
E & G AND AUXILIARY EXPENSE REPORT
FOR THE YEAR ENDED JUNE 30, 2016**

Account #	Department	Account Title	Amount
12-1185-5000	ENVIRONMENTAL HEALTH & SAFETY	TEACHING SALARIES	\$ 47,988
12-1195-5000	WASTEWATER PROGRAM		22,500
12-1197-5000	SOLID WASTE PROGRAM		22,500
12-1198-5000	BACKFLOW PROGRAM		45,000
12-1199-5000	WATER PROGRAM		45,452
TOTAL FOR TEACHING SALARIES			<u>\$ 183,440</u>
12-1180-5200	BROWNFIELD PROGRAM	ADJUNCTS	\$ 46,600
12-1185-5200	ENVIRONMENTAL HEALTH & SAFETY		2,000
12-1195-5200	WASTEWATER PROGRAM		6,000
12-1197-5200	SOLID WASTE PROGRAM		7,500
12-1199-5200	WATER PROGRAM		5,000
TOTAL FOR ADJUNCTS			<u>\$ 67,100</u>
12-1195-5300	WASTEWATER PROGRAM	OFF CAMPUS TEACHING SAL	\$ 22,500
12-1197-5300	SOLID WASTE PROGRAM		22,500
TOTAL FOR OFF CAMPUS TEACHING SALARIES			<u>\$ 45,000</u>
12-4495-5400	INSTITUTIONAL SUPPORT	ADMINISTRATIVE SALARIES	\$ 83,647
TOTAL FOR ADMINISTRATIVE SALARIES			<u>\$ 83,647</u>
12-4495-5500	INSTITUTIONAL SUPPORT	CLASSIFIED SALARIES	\$ 55,151
TOTAL FOR CLASSIFIED SALARIES			<u>\$ 55,151</u>
TOTAL FOR REGULAR SALARIES			<u>\$ 434,338</u>
12-1180-6600	BROWNFIELD PROGRAM	ALLOCATED FRINGES	\$ 11,650
12-1185-6600	ENVIRONMENTAL HEALTH & SAFETY		16,334
12-1195-6600	WASTEWATER PROGRAM		15,000
12-1197-6600	SOLID WASTE PROGRAM		17,295
12-1198-6600	BACKFLOW PROGRAM		15,405
12-1199-6600	WATER PROGRAM		16,895
12-4495-6600	INSTITUTIONAL SUPPORT		42,970
TOTAL FOR ALLOCATED FRINGES			<u>\$ 135,549</u>

**ARKANSAS ENVIRONMENTAL TRAINING ACADEMY
E & G AND AUXILIARY EXPENSE REPORT
FOR THE YEAR ENDED JUNE 30, 2016**

Account #	Department	Account Title	Amount
12-1180-7000	BROWNFIELD PROGRAM	SUPPLIES AND SERVICES	\$ 2,000
12-1185-7000	ENVIRONMENTAL HEALTH & SAFETY		3,000
12-1195-7000	WASTEWATER PROGRAM		3,000
12-1197-7000	SOLID WASTE PROGRAM		3,000
12-1198-7000	BACKFLOW PROGRAM		6,500
12-1199-7000	WATER PROGRAM		2,500
12-4495-7000	INSTITUTIONAL SUPPORT		58,385
12-4495-7050	INSTITUTIONAL SUPPORT	ADMINISTRATIVE OVERHEAD	<u>32,254</u>
TOTAL FOR SUPPLIES & SERVICES			<u>\$ 110,639</u>
12-1180-7200	BROWNFIELD PROGRAM	TRAVEL	\$ 2,000
12-1185-7200	ENVIRONMENTAL HEALTH & SAFETY		7,000
12-1195-7200	WASTEWATER PROGRAM		5,000
12-1197-7200	SOLID WASTE PROGRAM		6,500
12-1198-7200	BACKFLOW PROGRAM		8,000
12-1199-7200	WATER PROGRAM		6,000
12-4495-7200	INSTITUTIONAL SUPPORT		<u>6,000</u>
TOTAL FOR TRAVEL			<u>\$ 40,500</u>
12-6630-7750	PROPERTY INSURANCE	INSTITUTIONAL INSURANCE	\$ 1,800
12-6630-7757	AUTO INSURANCE		<u>3,400</u>
TOTAL FOR INSTITUTIONAL INSURANCE			<u>\$ 5,200</u>
12-6640-7770	UTILITIES	UTILITIES	<u>\$ 4,000</u>
TOTAL FOR UTILITIES			<u>\$ 4,000</u>

**ARKANSAS ENVIRONMENTAL TRAINING ACADEMY
EXPENSE REPORT
BY DEPARTMENT, FUND AND FUNCTION
FOR THE YEAR ENDED JUNE 30, 2016**

Account #	Department	Account Title	Amount
12-1180-5200 BROWNFIELD PROGRAM		ADJUNCTS	\$ 46,600
12-1180-6600		FRINGE BENEFITS	11,650
12-1180-7000		SUPPLIES AND SERVICES	2,000
12-1180-7200		TRAVEL	2,000
			<hr/>
			62,250
12-1185-5000 ENVIRONMENTAL HEALTH & SAFETY		TEACHING SALARIES	47,988
12-1185-5200		ADJUNCTS	2,000
12-1185-6600		FRINGE BENEFITS	16,334
12-1185-7000		SUPPLIES AND SERVICES	3,000
12-1185-7200		TRAVEL	7,000
			<hr/>
			76,322
12-1195-5000 WASTEWATER PROGRAM		TEACHING SALARIES	22,500
12-1195-5200		ADJUNCTS	6,000
12-1195-5300		OFF CAMPUS TEACHING SAL	22,500
12-1195-6600		FRINGE BENEFITS	15,000
12-1195-7000		SUPPLIES AND SERVICES	3,000
12-1195-7200		TRAVEL	5,000
			<hr/>
			74,000
12-1197-5000 EA-SOLID WASTE PROGRAM		TEACHING SALARIES	22,500
12-1197-5200		ADJUNCTS	7,500
12-1197-5300		OFF CAMPUS TEACHING SAL	22,500
12-1197-6600		FRINGE BENEFITS	17,295
12-1197-7000		SUPPLIES AND SERVICES	3,000
12-1197-7200		TRAVEL	6,500
			<hr/>
			79,295
12-1198-5000 EA-BACKFLOW PROGRAM		TEACHING SALARIES	45,000
12-1198-6600		FRINGE BENEFITS	15,405
12-1198-7000		SUPPLIES AND SERVICES	6,500
12-1198-7200		TRAVEL	8,000
			<hr/>
			74,905
12-1199-5000 EA-WATER PROGRAM		TEACHING SALARIES	45,452
12-1199-5200		ADJUNCTS	5,000
12-1199-6600		FRINGE BENEFITS	16,895
12-1199-7000		SUPPLIES AND SERVICES	2,500
12-1199-7200		TRAVEL	6,000
			<hr/>
			75,847
			<hr/>
			442,619
			<hr/>
12-4495-5400 EA INSTITUTIONAL SUPPORT		ADMINISTRATIVE SALARIES	83,647

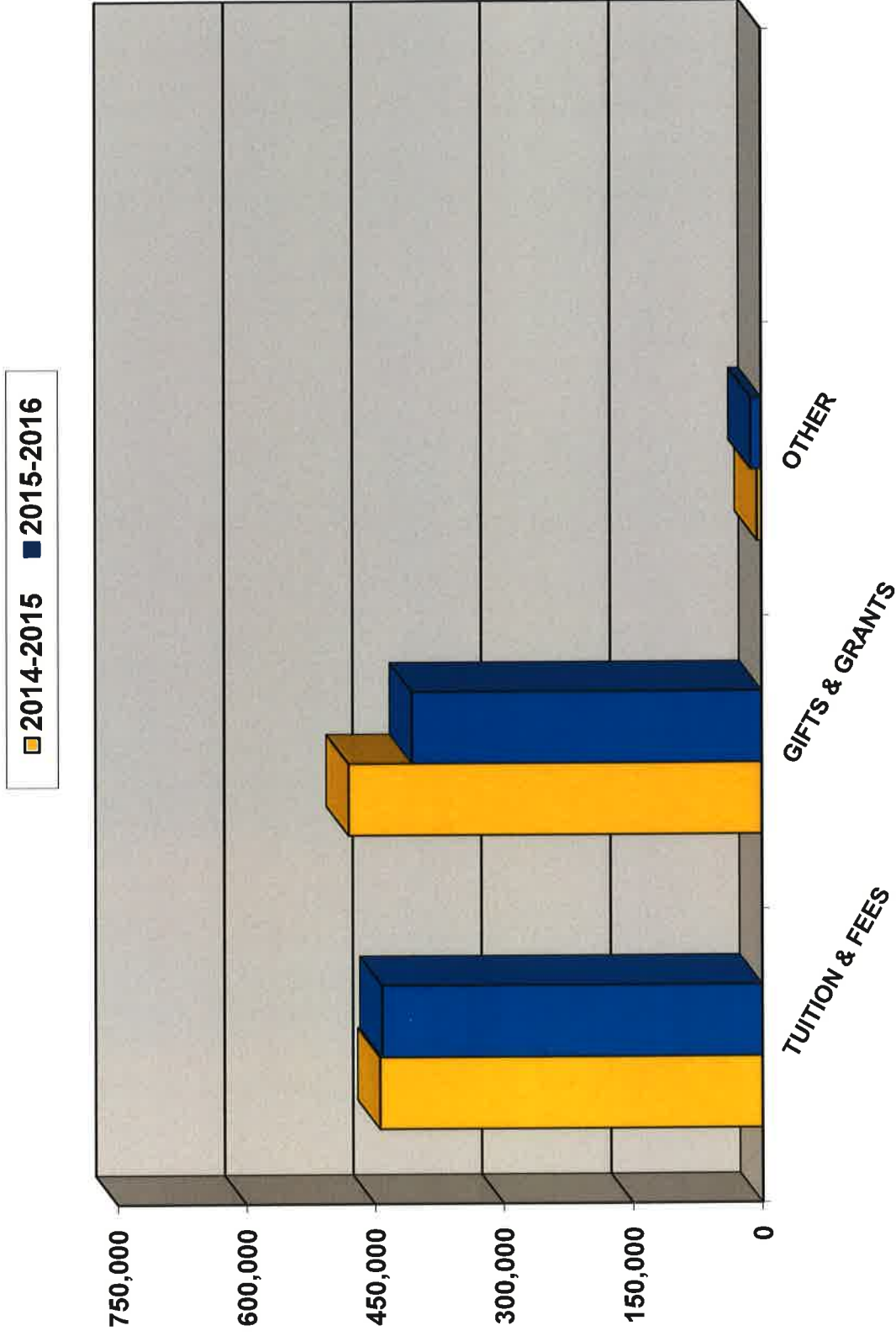
**ARKANSAS ENVIRONMENTAL TRAINING ACADEMY
EXPENSE REPORT
BY DEPARTMENT, FUND AND FUNCTION
FOR THE YEAR ENDED JUNE 30, 2016**

Account #	Department	Account Title	Amount
12-4495-5500		CLASSIFIED SALARIES	55,151
12-4495-6600		FRINGE BENEFITS	42,970
12-4495-7000		SUPPLIES AND SERVICES	58,385
12-4495-7050		ADMINISTRATIVE OVERHEAD	32,254
12-4495-7200		TRAVEL	6,000
			<u>278,407</u>
	TOTAL FOR INSTITUTIONAL SUPPORT		<u>278,407</u>
12-6630-7750	INSTITUTIONAL INSURANCE	PROPERTY INSURANCE	1,800
12-6630-7757		AUTO INSURANCE	3,400
			<u>5,200</u>
12-6640-7770	MAINTENANCE & OPERATIONS	UTILITIES	4,000
	TOTAL FOR PHYSICAL PLANT		<u>9,200</u>
	TOTAL FOR EDUCATIONAL & GENERAL		<u><u>\$ 730,226</u></u>

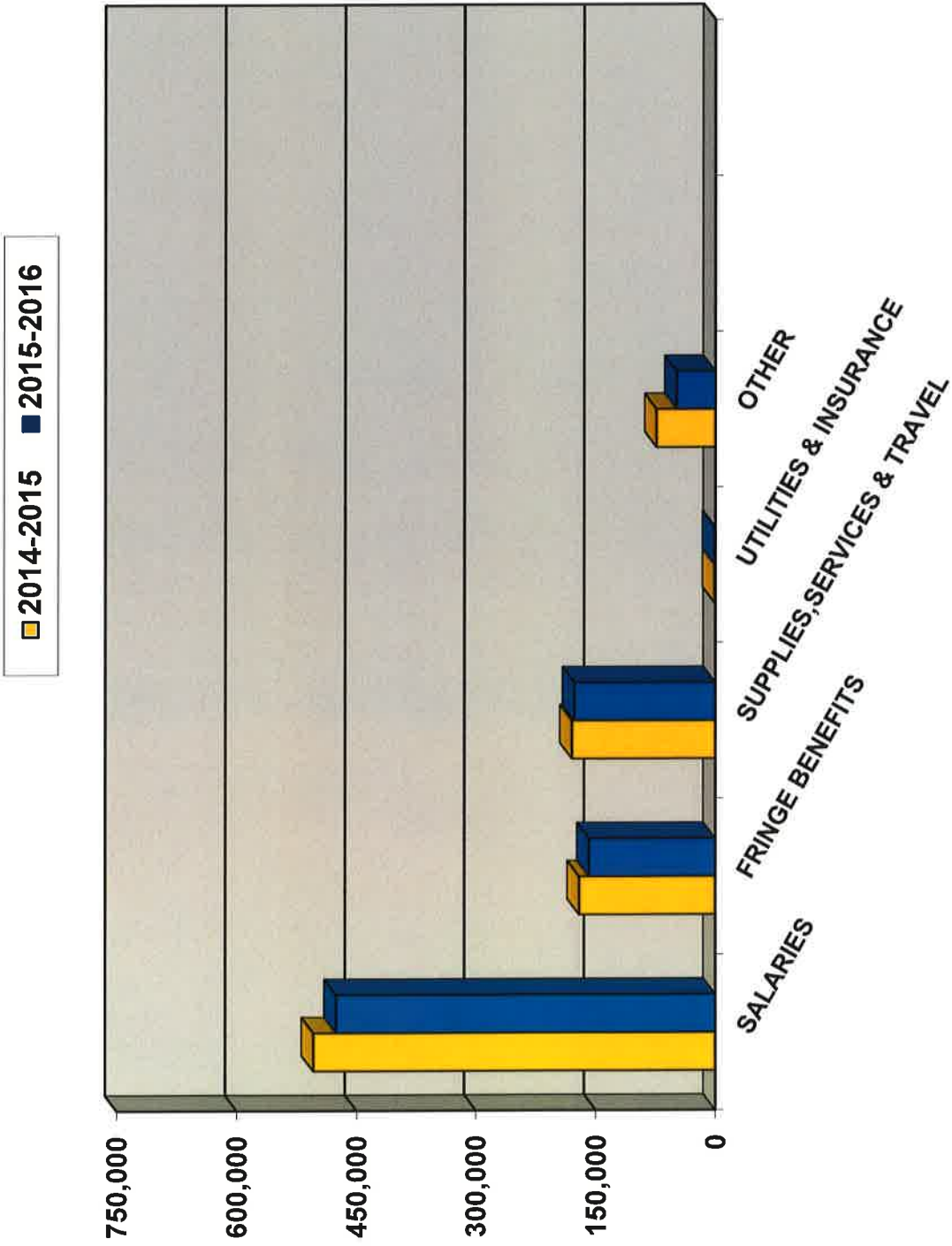
**SAU TECH CAREER ACADEMY
COMPARISON OF PRIOR YEAR TO CURRENT YEAR (BUDGET)--
24 LINE REPORT
FOR THE YEAR ENDED JUNE 30, 2016**

	2014-2015	2015-2016	Difference	% of Total
REVENUE:				
1 TUITION	\$ 444,157	\$ 441,500	\$ (2,657)	51.34%
2 OTHER STUDENT FEES			-	0.00%
3 STATE APPROPRIATIONS			-	0.00%
4 GIFTS AND GRANTS	480,336	406,500	(73,836)	47.27%
5 SALES AND SERVICES			-	0.00%
6 OTHER	4,800	12,000	7,200	1.40%
7 TOTAL E&G REVENUE	929,293	860,000	(69,293)	100.00%
8 AUXILIARY REVENUE			-	0.00%
9 TOTAL OPERATING REVENUES	929,293	860,000	(69,293)	100.00%
EXPENDITURES:				
10 SALARIES	503,996	475,657	(28,339)	55.31%
11 EXTRA HELP	59,180	34,830	(24,350)	4.05%
12 FRINGE BENEFITS	170,819	158,493	(12,326)	18.43%
13 SUPPLIES AND SERVICES	168,298	158,270	(10,028)	18.40%
14 TRAVEL	11,500	18,250	6,750	2.12%
15 UTILITIES			-	0.00%
16 INSURANCE	1,000	1,000	-	0.12%
17 SCHOLARSHIPS			-	0.00%
18 EQUIPMENT	14,500	13,500	(1,000)	1.57%
19 LIBRARY HOLDINGS			-	0.00%
20 TRANSFERS TO (FROM) OTHER FUNDS			-	0.00%
21 DEBT SERVICE			-	0.00%
22 MAINTENANCE & SERVICE CONTRACTS			-	0.00%
23 TOTAL OPERATING EXPENDITURES	929,293	860,000	(69,293)	100.00%
24 SURPLUS/(DEFICIT)	\$ -	\$ -	-	

SAU TECH CAREER ACADEMY
COMPARISON OF 24-LINE REPORT REVENUE
FOR THE YEAR ENDED JUNE 30, 2016



SAU TECH CAREER ACADEMY
COMPARISON OF 24-LINE REPORT EXPENDITURES
FOR THE YEAR ENDED JUNE 30, 2016



SAU TECH CAREER ACADEMY
 CURRENT FUND EXPENDITURES--UNRESTRICTED EDUCATIONAL GENERAL (BUDGET)
 MAJOR OBJECT CLASSIFICATION
 FOR THE YEAR ENDED JUNE 30, 2016

	SALARIES	EXTRA HELP	BENEFITS	EXPENSES SUPPLIES	DEBT SERVICE	CAPITAL OUTLAY	TRANSFERS	TOTAL
INSTRUCTION								
TEACHING SALARIES	\$ 370,948							\$ 370,948
DEPT. OPERATING EXPENSE	104,709	\$ 34,830	\$ 158,493	\$ 191,020				489,052
TOTAL INSTRUCTION	475,657	34,830	158,493	191,020				860,000
RESEARCH								
PUBLIC SERVICE								
ACADEMIC SUPPORT								
LIBRARIES								
OTHER ACADEMIC SUPPORT								
TOTAL ACADEMIC SUPPORT								
STUDENT SERVICES								
INSTITUTIONAL SUPPORT								
OPERATION & MAINTENANCE OF PLANT UTILITIES								
OTHER OPERATION & MAINTENANCE								
TOTAL OPERATION & MAINTENANCE OF PLANT								
SCHOLARSHIPS								
DEBT SERVICE								
SUB-TOTAL	475,657	34,830	158,493	191,020				860,000
TRANSFERS								
MANDATORY								
NON-MANDATORY								
TOTAL EXPENDITURES & TRANSFERS	\$ 475,657	\$ 34,830	\$ 158,493	\$ 191,020				\$ 860,000

SAU TECH CAREER ACADEMY
EDUCATIONAL & GENERAL EXPENDITURES
FOR THE YEAR ENDED JUNE 30, 2016

INSTRUCTION
100%



**CAREER ACADEMY
REVENUE REPORT
BY DEPARTMENT, FUNCTION AND FUND
FOR THE YEAR ENDED JUNE 30, 2016**

<u>Account #</u>	<u>Account Title</u>	<u>Amount</u>
40-1861-4175	CAREER CENTER TRAINING FEES	<u>\$ 441,500</u>
	TOTAL TUITION AND FEES	<u>441,500</u>
40-1861-4204	STATE WORKFORCE FUNDING	<u>406,500</u>
	TOTAL STATE FUNDING	<u>406,500</u>
40-1861-4535	OTHER INCOME	<u>12,000</u>
	TOTAL OTHER INCOME	<u>4,800</u>
	TOTAL CAREER ACADEMY REVENUES	<u><u>\$ 860,000</u></u>

**SAU TECH CAREER ACADEMY
E & G AND AUXILIARY EXPENSE REPORT
FOR THE YEAR ENDED JUNE 30, 2016**

Account #	Department	Account Title	Amount
40-1847-5000	ADVANCED MEDICAL PROFESSIONS	TEACHING SALARIES	\$ 39,959
40-1850-5000	MEDICAL PROFESSIONS		39,626
40-1851-5000	RADIO/TV		42,238
40-1852-5000	AUTO MECHANICS		42,885
40-1853-5000	WELDING		40,593
40-1854-5000	COMPUTER SYSTEMS		41,286
40-1855-5000	MEDICAL PROFESSIONS-MAGNOLIA		40,280
40-1858-5000	COSMETOLOGY		42,909
40-1860-5000	WELDING-MAGNOLIA		<u>41,172</u>
TOTAL FOR TEACHING SALARIES			<u>\$ 370,948</u>
40-1861-5400	DEPARTMENTAL OPERATING EXPENSE	ADMINISTRATIVE SALARIES	<u>\$ 104,709</u>
TOTAL FOR ADMINISTRATIVE SALARIES			<u>\$ 104,709</u>
TOTAL FOR REGULAR SALARIES			<u>\$ 475,657</u>
40-1847-5700	ADVANCED MEDICAL PROFESSIONS	EXTRA HELP	\$ 360
40-1850-5700	MEDICAL PROFESSIONS		1,000
40-1851-5700	RADIO/TV		12,000
40-1852-5700	AUTO MECHANICS		750
40-1853-5700	WELDING		5,000
40-1854-5700	COMPUTER SYSTEMS		360
40-1855-5700	MEDICAL PROFESSIONS-MAGNOLIA		5,000
40-1858-5700	COSMETOLOGY		360
40-1860-5700	WELDING-MAGNOLIA		5,000
40-1861-5700	DEPARTMENTAL OPERATING EXPENSE		<u>5,000</u>
TOTAL FOR EXTRA HELP			<u>\$ 34,830</u>
40-1847-6600	ADVANCED MEDICAL PROFESSIONS	ALLOCATED FRINGES	\$ 13,222
40-1850-6600	MEDICAL PROFESSIONS		13,112
40-1851-6600	RADIO/TV		13,976
40-1852-6600	AUTO MECHANICS		14,191
40-1853-6600	WELDING		13,432
40-1854-6600	COMPUTER SYSTEMS		13,661
40-1855-6600	MEDICAL PROFESSIONS-MAGNOLIA		13,328
40-1858-6600	COSMETOLOGY		14,199
40-1860-6600	WELDING-MAGNOLIA		13,624
40-1861-6600	DEPARTMENTAL OPERATING EXPENSE		<u>35,748</u>
TOTAL FOR ALLOCATED FRINGES			<u>\$ 158,493</u>

**CAREER ACADEMY
E & G AND AUXILIARY EXPENSE REPORT
FOR THE YEAR ENDED JUNE 30, 2016**

Account #	Department	Account Title	Amount
40-1847-7000	ADVANCED MEDICAL PROFESSIONS	SUPPLIES AND SERVICES	\$ 3,500
40-1850-7000	MEDICAL PROFESSIONS		3,500
40-1851-7000	RADIO/TV		5,000
40-1852-7000	AUTO MECHANICS		10,000
40-1853-7000	WELDING		10,000
40-1854-7000	COMPUTER SYSTEMS		4,000
40-1855-7000	MEDICAL PROFESSIONS-MAGNOLIA		3,500
40-1858-7000	COSMETOLOGY		5,000
40-1860-7000	WELDING-MAGNOLIA		10,000
40-1861-7000	DEPARTMENTAL OPERATING EXPENSE		13,770
40-1862-7000	OFFICE SKILLS USA		4,000
40-1861-7050	DEPARTMENTAL OPERATING EXPENSE	AMINISTRATIVE OVERHEAD	86,000
TOTAL FOR SUPPLIES & SERVICES			<u>\$ 158,270</u>
40-1847-7200	ADVANCED MEDICAL PROFESSIONS	TRAVEL	\$ 1,250
40-1850-7200	MEDICAL PROFESSIONS		1,250
40-1851-7200	RADIO/TV		1,250
40-1852-7200	AUTO MECHANICS		1,250
40-1853-7200	WELDING		1,250
40-1854-7200	COMPUTER SYSTEMS		1,250
40-1855-7200	MEDICAL PROFESSIONS-MAGNOLIA		1,250
40-1858-7200	COSMETOLOGY		1,250
40-1860-7200	WELDING-MAGNOLIA		1,250
40-1861-7200	DEPARTMENTAL OPERATING EXPENSE		3,000
40-1862-7200	Office Skills USA		4,000
TOTAL FOR TRAVEL			<u>\$ 18,250</u>
40-1847-7400	ADVANCED MEDICAL PROFESSIONS		\$ 500
40-1850-7400	MEDICAL PROFESSIONS		500
40-1851-7400	RADIO/TV		2,000
40-1852-7400	AUTO MECHANICS		2,000
40-1853-7400	WELDING		2,000
40-1854-7400	COMPUTER SYSTEMS		1,000
40-1855-7400	MEDICAL PROFESSIONS-MAGNOLIA		500
40-1858-7400	COSMETOLOGY		2,000
40-1860-7400	WELDING-MAGNOLIA		2,000
40-1861-7400	DEPARTMENTAL OPERATING EXPENSE		1,000
TOTAL FOR EQUIPMENT			<u>\$ 13,500</u>
40-1861-7757	AUTO INSURANCE	INSTITUTIONAL INSURANCE	\$ 1,000
TOTAL FOR INSTITUTIONAL INSURANCE			<u>\$ 1,000</u>

**SAU TECH CAREER ACADEMY
EXPENSE REPORT
BY DEPARTMENT, FUND AND FUNCTION
FOR THE YEAR ENDED JUNE 30, 2016**

Account #	Department	Account Title	Amount
40-1847-5000	ADVANCED MEDICAL PROFESSIONS	TEACHING SALARIES	\$ 39,959
40-1847-5700		EXTRA HELP	360
40-1847-6600		FRINGE BENEFITS	13,222
40-1847-7000		SUPPLIES AND SERVICES	3,500
40-1847-7200		TRAVEL	1,250
40-1847-7400		EQUIPMENT	500
			<u>58,791</u>
40-1850-5000	MEDICAL PROFESSIONS	TEACHING SALARIES	39,626
40-1850-5700		EXTRA HELP	1,000
40-1850-6600		FRINGE BENEFITS	13,112
40-1850-7000		SUPPLIES AND SERVICES	3,500
40-1850-7200		TRAVEL	1,250
40-1850-7400		EQUIPMENT	500
			<u>58,988</u>
40-1851-5000	RADIO/TV	TEACHING SALARIES	42,238
40-1851-5700		EXTRA HELP	12,000
40-1851-6600		FRINGE BENEFITS	13,976
40-1851-7000		SUPPLIES AND SERVICES	5,000
40-1851-7200		TRAVEL	1,250
40-1851-7400		EQUIPMENT	2,000
			<u>76,464</u>
40-1852-5000	AUTO MECHANICS	TEACHING SALARIES	42,885
40-1852-5700		EXTRA HELP	750
40-1852-6600		FRINGE BENEFITS	14,191
40-1852-7000		SUPPLIES AND SERVICES	10,000
40-1852-7200		TRAVEL	1,250
40-1852-7400		EQUIPMENT	2,000
			<u>71,076</u>
40-1853-5000	WELDING	TEACHING SALARIES	40,593
40-1853-5700		EXTRA HELP	5,000
40-1853-6600		FRINGE BENEFITS	13,432
40-1853-7000		SUPPLIES AND SERVICES	10,000
40-1853-7200		TRAVEL	1,250
40-1853-7400		EQUIPMENT	2,000
			<u>72,275</u>
40-1854-5000	COMPUTER SYSTEMS	TEACHING SALARIES	41,286
40-1854-5700		EXTRA HELP	360
40-1854-6600		FRINGE BENEFITS	13,661
40-1854-7000		SUPPLIES AND SERVICES	4,000
40-1854-7200		TRAVEL	1,250
40-1854-7400		EQUIPMENT	1,000
			<u>61,557</u>

**SAU TECH CAREER ACADEMY
EXPENSE REPORT
BY DEPARTMENT, FUND AND FUNCTION
FOR THE YEAR ENDED JUNE 30, 2016**

Account #	Department	Account Title	Amount
40-1855-5000	MEDICAL PROFESSIONS-MAGNOLIA	TEACHING SALARIES	40,280
40-1855-5700		EXTRA HELP	5,000
40-1855-6600		FRINGE BENEFITS	13,328
40-1855-7000		SUPPLIES AND SERVICES	3,500
40-1855-7200		TRAVEL	1,250
40-1855-7400		EQUIPMENT	500
			<u>63,858</u>
40-1858-5000	COSMETOLOGY	TEACHING SALARIES	42,909
40-1858-5700		EXTRA HELP	360
40-1858-6600		FRINGE BENEFITS	14,199
40-1858-7000		SUPPLIES AND SERVICES	5,000
40-1858-7200		TRAVEL	1,250
40-1858-7400		EQUIPMENT	2,000
			<u>65,718</u>
40-1860-5000	WELDING - MAGNOLIA	TEACHING SALARIES	41,172
40-1860-5700		EXTRA HELP	5,000
40-1860-6600		FRINGE BENEFITS	13,624
40-1860-7000		SUPPLIES AND SERVICES	10,000
40-1860-7200		TRAVEL	1,250
40-1860-7400		EQUIPMENT	2,000
			<u>73,046</u>
	TOTAL FOR INSTRUCTION		<u>601,773</u>
40-1861-5400	DEPARTMENTAL OPERATING EXPENSE	ADMINISTRATIVE SALARIES	104,709
40-1861-5700		EXTRA HELP	5,000
40-1861-6600		FRINGE BENEFITS	35,748
40-1861-7000		SUPPLIES AND SERVICES	13,770
40-1861-7050		ADMINISTRATIVE OVERHEAD	86,000
40-1861-7200		TRAVEL	3,000
40-1861-7400		EQUIPMENT	1,000
40-1861-7757		AUTO INSURANCE	1,000
	TOTAL FOR DEPARTMENTAL OPERATING EXPENSE		<u>250,227</u>
40-1862-7000	SKILLS USA		4,000
40-1862-7200			4,000
	TOTAL FOR SKILLS USA		<u>8,000</u>
	TOTAL CAREER ACADEMY EXPENSES		<u>\$ 860,000</u>

**FACULTY SALARIES
FOR THE YEAR ENDED JUNE 30, 2016**

Department	Name	Account # / Position	%	Salary
Division of General and Business Education				
Arts & Science Program		10-1100-5000		
	Laura Camp	Instructor		39,241
	Johnie Sue Hall	Instructor		41,203
	Terry Hutson	Instructor	60	31,745
	Teresa McLeane	Instructor	20	8,936
	Lisa Oden	Instructor		45,984
	Vacant	Instructor		38,000
	Rebecca Hughes	Instructor	20	7,894
	Sara Landaverde	Instructor		38,753
				251,756
Remediation and Developmental				
		10-1103-5000		
	Charles Barnes	Instructor		37,703
	Terry Hutson	Instructor	40	21,163
	Teresa McLeane	Instructor	80	35,745
	Janet Everett	Instructor		40,214
	Rebecca Hughes	Instructor	80	31,575
				166,400
Business Program				
		10-1110-5000		
	James Brown	Instructor		41,290
	Jodi Eppinette	Instructor		53,630
	Phyllis Hutson	Instructor		39,196
				134,116
Total General and Business Education				552,272
Division of Allied Health Science				
Allied Health		10-1140-5000		
	Shelley Young	Instructor		47,271
	Traci Sutton	Instructor		49,293
	Cheryl McKinnon	Instructor		49,293
				145,857
Total Allied Health Science				145,857
Instructional Adjunct Salaries				
Remediation & Developmental	Adjunct Faculty	10-1103-5200		32,000
General and Technical Instruction	Adjunct Faculty	10-1000-5200		324,136

SOUTHERN ARKANSAS UNIVERSITY
FACULTY SALARIES
FOR THE YEAR ENDED JUNE 30, 2016

<u>Department</u>	<u>Name</u>	<u>Account # / Position</u>	<u>%</u>	<u>Salary</u>
				356,136
Total Instructional Adjunct Salaries				356,136
Division of Technology				
Computer Science Program		10-1155-5000		
	Robert Brown	Instructor		44,707
				44,707
Industrial Technologies		10-1150-5000		
	Vacant	Instructor		45,000
	Eddie Horton	Instructor		43,722
				88,722
Industrial Technologies - Magnolia		10-1151-5000		
	Casey Burns	Instructor		46,125
Cosmetology		10-1158-5200		
	Adjunct Faculty			14,500
Multi-Media Graphics		10-1160-5000		
	Ashley Moore	Instructor		43,469
	Brian Dixon	Instructor		35,363
	Steve Taylor	Instructor		51,261
				130,093
Aviation Program		10-1132-5000		
	Bill Archer	Coordinator/Instructor	73	47,080
	Leland Chapman	Instructor		41,000
	Justin Lee (Tx)	Instructor		37,500
	Vacant	Instructor		39,000
	Aaron Flowers	Instructor		41,000
				205,580
Total Technology				529,727
Business & Industry Program		10-2100-5200		
	Adjunct Faculty			20,000

**FACULTY SALARIES
FOR THE YEAR ENDED JUNE 30, 2016**

<u>Department</u>	<u>Name</u>	<u>Account # / Position</u>	<u>%</u>	<u>Salary</u>
Total Public Service/Non-Credit Instruction				20,000
Total E & G Faculty Salaries				\$ 1,603,992
Restricted Operations				
SAU Tech Career Academy		40-1847-5000 thru 40-1861-5000		
	Sherry Niemeyer	Instructor		42,909
	John Michael Bearden	Instructor		40,593
	Kay Hudman	Instructor		41,286
	Pam Teague	Instructor		39,959
	Ricky Purifoy	Instructor		42,885
	Jessica Young	Instructor		39,626
	Vacant	Instructor		41,172
	Sam Abaza	Instructor		42,238
	Tracy Woolfley	Instructor		40,280
				370,948
Total Restricted Faculty Salaries				370,948
Arkansas Fire Academy				
Fire Fighter Standards Program		11-1190-5000		
	Lonnie Harrell	Instructor		48,495
	Stephen Clark	Instructor		48,495
	Kevin Williams	Instructor		47,544
	Vacant	Instructor		47,500
	Adjunct Faculty	11-1190-5200		5,000
				197,034
State/Regional Program		11-1194-5000		
	Danny Williford	Instructor		48,731
	William Myers	Instructor		50,560
	Gary Meadows	Instructor		48,731
	Bobby Shock	Instructor		49,141
	David Tester	Instructor		48,614
	Adjunct Faculty	11-1194-5200		30,000
				275,777
EMS Program		11-1192-5000		
	Michael Laws	Instructor		48,495
	Adjunct Faculty	11-1192-5200		2,500
				50,995

**FACULTY SALARIES
FOR THE YEAR ENDED JUNE 30, 2016**

<u>Department</u>	<u>Name</u>	<u>Account # / Position</u>	<u>%</u>	<u>Salary</u>
Industrial Program				
	Adjunct Faculty	11-1196-5200		3,000
				3,000
Jonesboro Satellite				
	Adjunct Faculty	11-1191-5200		10,000
Lincoln Satellite				
	Adjunct Faculty	11-1193-5200		4,500
				14,500
Total Fire Academy Faculty Salaries				541,306
Arkansas Environmental Academy				
Backflow Program				
	Jay Northern	12-1198-5000 Instructor		45,000
				45,000
Wastewater Program				
	Vacant	12-1195-5000/5300 Instructor		45,000
	Adjunct Faculty	12-1195-5200		6,000
				51,000
Solid Waste Program				
	Ken Nutt	12-1197-5000/5300 Instructor		45,000
	Adjunct Faculty	12-1197-5200		7,500
				52,500
Water Program				
	Jeremy Rowe	12-1199-5000 Instructor		45,452
	Adjunct Faculty	12-1199-5200		5,000
				50,452
Brownfield Program				
	Adjunct Faculty	12-1180-5200		46,600
				46,600

**FACULTY SALARIES
FOR THE YEAR ENDED JUNE 30, 2016**

<u>Department</u>	<u>Name</u>	<u>Account # / Position</u>	<u>%</u>	<u>Salary</u>
Environmental Health & Safety		12-1185-5000		
	Rickey Cole	Instructor		47,988
	Adjunct Faculty	12-1180-5200		2,000
				49,988
Total Environmental Academy Faculty Salaries				295,540
TOTAL FACULTY SALARIES				\$ 2,811,786

**ADMINISTRATIVE SALARIES
FOR THE YEAR ENDED JUNE 30, 2016**

<u>Department</u>	<u>Name</u>	<u>Account # / Position</u>	<u>%</u>	<u>Salary</u>
Division of Allied Health Science				
Allied Health		10-1140-5400		
	Caroline Hammond	Coordinator		60,000
Division of Web-Based Learning				
Web-Based Learning Prog		10-1105-5400		
	Valerie Wilson	VC Information Technology	50	39,576
Division of Technology				
Aviation Program		10-1132-5400		
	Bill Archer		24	15,693
Welding Academy		10-1151-5400		
	Bill Archer	Coordinator	3	2,400
Cosmetology		10-1158-5400		
	Sherrie Niemeyer	Coordinator		17,000
Total Departmental Operating Expense				134,669
Business & Industry Program				
		10-2100-5400		
	Vacant	Director		45,000
Total Public Service				45,000
Academic Affairs				
		10-3300-5400		
	Robert Gunnels	VC Academics		94,363
Learning Resource Center				
		10-3350-5400		
	Allison Malone	Director of Learning Resources Center		66,006
Tutoring Center				
		10-3355-5400		
	Michelle Williams	Coordinator of Learning Center		47,893
Secondary Education				
		10-3360-5400		
	Robert White	Director		67,456
Total Academic Support				275,718
Chancellor's Office				
		10-4405-5400		
	Corbet Lamkin	Chancellor		147,068
	Paula Bergstrom	Assistant to the Chancellor		39,668
				186,736

**ADMINISTRATIVE SALARIES
FOR THE YEAR ENDED JUNE 30, 2016**

<u>Department</u>	<u>Name</u>	<u>Account # / Position</u>	<u>%</u>	<u>Salary</u>
Information Technology		10-4407-5400		
	Valerie Wilson	VC for Information Technology	50	39,575
Marketing & Public Relations		10-4411-5400		
	Kim Coker	Director		53,987
Planning/Accountability/Development		10-4410-5400		
	Diane Betts	VC Planning/Accountability/Development		73,548
Institutional Research		10-4412-5400		
	Lee Sanders	Director		44,895
Information Technology Services		10-4415-5400		
	Laura Johnson	Director		68,874
Finance & Administration		10-4453-5400		
	Gaye Manning	VC for Finance & Administration		97,363
Business Office		10-4450-5400		
	Dale Tommey	Controller		58,528
	Lisa Holland	Assistant Controller		48,073
				106,601
Human Resources		10-4451-5400		
	Olivia Clack	Director		38,950
Total Institutional Support				710,529
Student Services		10-5505-5400		
	Vacant	VC for Student Services		82,363
Counseling and Testing		10-5520-5400		
	Patricia Sindle	Director	50	34,940
	Jenny Sanders	Counselor		52,948
	Beverly Ellis	Advisor		37,000
				124,888
Admissions		10-5530-5400		
	Patricia Sindle	Director	50	34,940
Registrar		10-5510-5400		
	Wayne Banks	Registrar		55,681
Financial Aid		10-5560-5400		
	Jennifer Williams	Director		47,000

**ADMINISTRATIVE SALARIES
FOR THE YEAR ENDED JUNE 30, 2016**

<u>Department</u>	<u>Name</u>	<u>Account # / Position</u>	<u>%</u>	<u>Salary</u>
Student Recruiting		10-5572-5400		
	James Utsey	Director	50	24,500
	Lauren Ray	Recruiter		25,000
				49,500
Student Life		10-5570-5400		
	James Utsey	Director	50	24,500
Total Student Services				418,872
Physical Plant Administration		10-6605-5400		
	Gerald Manning	Director		67,005
Total Physical Plant				67,005
Total Educational & General Salaries				1,651,793
Restricted Operations				
SAU Tech Career Academy		40-1861-5400		
	David McLeane	Division Chair		65,536
	Pat McElroy	Program Coordinator		39,173
				104,709
Total Restricted Salaries				104,709
Arkansas Fire Academy				
Institutional Support		11-4492-5400		
	Rachel Nix	Director		80,091
				80,091
		11-1194-5400		
	James Rubow	Deputy Director		62,093
Total Fire Academy Salaries				142,184

**ADMINISTRATIVE SALARIES
FOR THE YEAR ENDED JUNE 30, 2016**

<u>Department</u>	<u>Name</u>	<u>Account # / Position</u>	<u>%</u>	<u>Salary</u>
Arkansas Environmental Academy				
Institutional Support		12-4495-5400		
	Randy Harper	Director		73,647
	Ricky Cole	Assistant Director		10,000
Total Environmental Academy Salaries				83,647
TOTAL ADMINISTRATIVE SALARIES				\$ 1,982,333

SOUTHERN ARKANSAS UNIVERSITY TECH
CLASSIFIED SALARIES
FOR THE YEAR ENDED JUNE 30, 2016

<u>Department</u>	<u>Name</u>	<u>Account # / Position</u>	<u>%</u>	<u>Salary</u>
Division of General & Business Education				
Division of Web-Based Learning		10-1105-5500		
	Debbie Tucker	Software Support Specialist		31,327
	Cynthia Hendrix	Administrative Specialist III	50	12,634
				43,961
Division of Applied Science				
Teacher Education Program		10-1172-5700		
		Extra Help		3,000
Total Departmental Operating				46,961
Business & Industry Program				
		10-2100-5500		
	Tambria Larkins	Administrative Specialist III		25,773
Total Public Service/Non-Credit Instruction				25,773
Academic Affairs				
		10-3300-5500		
	Sandy Nowlin	Administrative Specialist III		25,773
	Vontisha Murphy	Administrative Specialist II		21,827
		Extra Help		5,000
				52,600
Learning Resource Center				
		10-3350-5500		
	Veronica Gulley	Library Technician		21,827
	Kimberley Carpenter	Library Technician		22,264
				44,091
Tutoring Center				
		10-3355-5700		
		Extra Help		46,800
Secondary Education				
		10-3360-5500		
	Rita Givens	Administrative Specialist II		22,264
	Laclaire Williams	Administrative Specialist III		25,773
				48,037
Total Academic Support				191,528
Information Technology				
		10-4407-5500		
	Cynthia Hendrix	Administrative Specialist III	50	12,634
	Loretha Walker	Administrative Specialist III		25,268
				37,902

SOUTHERN ARKANSAS UNIVERSITY TECH
 CLASSIFIED SALARIES
 FOR THE YEAR ENDED JUNE 30, 2016

<u>Department</u>	<u>Name</u>	<u>Account # / Position</u>	<u>%</u>	<u>Salary</u>
Marketing & Public Relations		10-4411-5500		
	Kelli Brown	Administrative Specialist II		21,827
		Extra Help		10,000
				31,827
Information Technology Services		10-4415-5500		
	Vacant	Computer Support Specialist		35,554
	Keithan Mosley	Computer Operator		27,858
	Frances Bowen	Computer Lab Technician		23,377
	Jacob Ellis	Computer Support Technician		31,257
		Institutional Workstudy		6,450
			124,496	
Campus Police Department		10-4420-5500		
	John Ferguson	Public Safety Supervisor		37,500
	Kerry Carpenter	Public Safety Officer		31,327
	Jud Mitchell	Public Safety Officer		31,327
		Extra Help		31,250
			131,404	
Business Office		10-4450-5500		
	Debbie Beasley	Payroll Services Coordinator		40,332
	Keisha Robinson	Accountant II - Accounts Payable		32,894
	Angela Fry	Buyer		30,713
	Laney Jacoby	Accountant II- Student Accounts		32,249
	Becky Mahaffey	Accountant		29,251
			165,439	
Total Institutional Support				491,068
Student Services		10-5505-5500		
	Rotya Block	Administrative Specialist III		25,268
Counseling & Testing		10-5520-5500		
	Lisa Smith	Admissions Analyst		21,827
Admissions		10-5530-5500		
	Eloise Cross Thomas	Administrative Specialist I		19,232
Registrar		10-5510-5500		
	Faith Schalchlin	Assistant Registrar		29,836
	Robyn Meadows	Administrative Specialist II		21,827
				51,663

SOUTHERN ARKANSAS UNIVERSITY TECH
CLASSIFIED SALARIES
FOR THE YEAR ENDED JUNE 30, 2016

<u>Department</u>	<u>Name</u>	<u>Account # / Position</u>	<u>%</u>	<u>Salary</u>
Financial Aid		10-5560-5500		
	Connie Riley	Financial Aid Analyst		29,251
	Mary Beth Kilgore	Administrative Specialist III		25,997
	Kimberly Nix	Administrative Specialist II		21,827
				77,075
Student Life		10-5570-5500		
	LaDonna Fusilier	Student Life Assistant	50	12,032
		Extra Help		1,500
				13,532
Student Recruiting		10-5572-5500		
		Extra Help		1,650
Disability Services		10-5585-5700		
		Extra Help		300
Total Student Services				210,547
Physical Plant Administration		10-6605-5500		
	Donald Shelton	Warehouse Specialist		22,919
	Larry Chandler	Skilled Tradesman		29,251
	Veronica Bush	Administrative Specialist II		30,727
				82,897
Building Maintenance		10-6610-5500		
	Mike Larkins	Maintenance Coordinator		35,487
	Benny Ward	Skilled Tradesman		29,836
	Clifford Burroughs	Skilled Tradesman		29,836
	Steven Fry	Skilled Tradesman		29,251
	J. C. Rhinehart	Skilled Tradesman		32,111
	Jerry Spells	Maintenance Assistant		20,788
	Charles Beard	Maintenance Assistant		21,204
	Robert Hill	Maintenance Assistant		22,209
				220,722
Ground Maintenance		10-6620-5500		
	Jerry Billins	Institutional Services/Landscape Sup		22,919
	Kyle Gibson	Maintenance Assistant - Grounds		20,788
	Seth Noblett	Maintenance Assistant - Grounds		20,788
	Anthony Barnett	Maintenance Assistant		20,788
	Zach Lewis	Institutional Services Assistant		16,288
	Zoila Sabillon	Institutional Services Assistant		16,288
	Adele Bardella	Institutional Services Assistant		17,978
	Lottie Johnson	Institutional Services Assistant		16,288

SOUTHERN ARKANSAS UNIVERSITY TECH
 CLASSIFIED SALARIES
 FOR THE YEAR ENDED JUNE 30, 2016

<u>Department</u>	<u>Name</u>	<u>Account # / Position</u>	<u>%</u>	<u>Salary</u>
	Tammy Allen	Institutional Services Assistant		17,890
				170,015
Total Physical Plant				473,634
Total E & G Classified/Extra Help Salaries				1,439,511
Auxiliary Enterprises				
Student Housing		20-4575-5500		
	LaDonna Fusilier	Residential Advisor	50	12,033
	Paula Doss	Administrative Specialist I		18,855
		Extra Help		20,362
				51,250
Total Auxiliary Classified/Extra Help Salaries				51,250
Restricted Operations				
SAU Tech Career Academy		40-1861-5500		
	Extra Help			34,830
				34,830
Total Restricted Classified/Extra Help Salaries				34,830
Arkansas Fire Academy				
Institutional Support		11-4492-5500		
	Janet Covington	Administrative Specialist III		26,505
	Lynn Mann	Fiscal Support Technician		21,379
	Sarah Hixson	Administrative Specialist II		24,491
	Sandra Ray	Administrative Specialist I		19,391
	Jasmine Moore	Administrative Specialist I		19,391
				111,157
Instruction				
Fire Fighter Standards Program		11-1190-5500		
	Shannon Fleming	Administrative Specialist II		22,896
	Extra Help	11-1190-5700		32,000
				54,896

SOUTHERN ARKANSAS UNIVERSITY TECH
 CLASSIFIED SALARIES
 FOR THE YEAR ENDED JUNE 30, 2016

<u>Department</u>	<u>Name</u>	<u>Account # / Position</u>	<u>%</u>	<u>Salary</u>
Emergency Medical Services		11-1192-5500		
	Anna Abeyta	Administrative Specialist I		19,391
State/Regional Program		11-1194-5500		
	Kilatha Steelman	Administrative Specialist II		28,054
	Terry Harcrow	Administrative Specialist I		32,589
	Extra Help	11-1194-5700		15,000
				75,643
Jonesboro Satellite				
	Extra Help	11-1191-5700		10,000
Lincoln Satellite				
	Extra Help	11-1193-5700		10,000
				20,000
Maintenance & Operations		11-6690-5500		
		Maintenance Assistant		20,960
	Larry Hornaday	Maintenance Assistant		21,379
				42,339
Total FA Classified/Extra Help Salaries				323,426
Arkansas Environmental Academy				
Institutional Support		12-4495-5500		
	Letitia Rusch	Administrative Specialist III		32,703
	Mitzy Bynum	Administrative Specialist II		22,448
Total EA Classified/Extra Help Salaries				55,151
TOTAL CLASSIFIED/EXTRA HELP SALARIES				\$ 1,904,168