



**Southern Arkansas University Tech  
2014-2015  
Operating Budget**





**FALL/SPRING TUITION REFUND PERCENTAGES**

- 100%-Day 1-Day 8
- 90%-Day 9-Day 14
- 50%-Day 15-Day 21
- 25%-Day 22-Day 28
- 0%-After Day 28

**Students who drop or completely withdraw from classes after the 100% refund period will be assessed partial tuition and full student processing fees. This applies even if the student never attends class.**

**REGISTRATION FEES**

Late Registration Fee	\$25
Course Change Fee	\$10
Transcript Fee	\$15
(First-time entering students-non-refundable)	
Matriculation Fee*	\$30
(Payable one time only- Effective July 1, 2013)	
Learning Strategies Fee	\$15
(First-time Internet students)	
Nursing Fee (LPN Students)	\$50
Nursing Curriculum Fee	\$444
(Payable over three semesters)	
Lab Fee (If applicable)	\$10
Welding Academy Fee (Per course)	\$1,500
FAA Certification Fee	\$250
(Aviation Maintenance students)	

**Student processing fees are non-refundable, even if the student never attends class.**

**PAYMENT METHODS AND DUE DATES**

**Full payment of tuition and fees are due the day before classes begin for the semester.**

**If registering during Late Registration, payment is due upon enrollment.**

Tuition and fees can be paid with credit card/debit (American Express, Visa, MasterCard or Discover) via telephone. Payment can also be made in person, by mailing a personal check or via a payment plan through Nelnet Business Solutions E-Cashier at [www.sautech.edu](http://www.sautech.edu).

**CREDIT COURSES**

<b>Arkansas Resident</b>	\$108 Tuition per credit hour
	\$ 25 Processing fee per credit hour
	\$ 20 Internet course fee per credit hour
	\$ 2 Facility use fee per credit hour
<b>Out-of-State Student</b>	\$156 Tuition per credit hour
	\$ 25 Processing fee per credit hour
	\$ 20 Internet course fee per credit hour
	\$ 2 Facility use fee per credit hour

**Students are considered full-time when enrolled in 15 or more hours. All charges are calculated at a per credit hour rate.**

**NON-CREDIT INTERNET COURSE FEES**

**Arkansas Environmental Training Academy**  
*Different rates may apply to AETA certification classes.*

1-16 contact hours	\$ 63 per course
17-32 contact hours	\$106 per course
33 or more contact hours	\$149 per course

**Arkansas Fire Training Academy & Other Courses**

1-16 contact hours	\$15 per course
17-32 contact hours	\$30 per course
33 contact hours and above	\$45 per course

**HOUSING COSTS**

On-Campus	\$1,100 - \$1,300 per semester per resident
Off-Campus	\$1,300 per semester per resident
Refundable Application	\$ 100
Damage Fee	

*Application/damage fee is refundable pending move-out inspection.*

**Please note that prices are subject to change without notice. For more information on tuition, fees and on-campus housing call the SAU Tech Business Office at 870.574.4461 or 870.574.4508.**



**SOUTHERN ARKANSAS UNIVERSITY TECH**  
**COMPARISON OF PRIOR YEAR TO CURRENT YEAR (BUDGET)--**  
**24 LINE REPORT**  
**FOR THE YEAR ENDED JUNE 30, 2015**

	<b>2013-2014</b>	<b>2014-2015</b>	<b>Difference</b>	<b>% of Total</b>
<b>REVENUE:</b>				
1 TUITION	\$ 4,339,200	\$ 4,349,185	\$ 9,985	35.08%
2 OTHER STUDENT FEES	1,149,000	1,082,290	(66,710)	8.73%
3 STATE APPROPRIATIONS	5,908,693	5,913,568	4,875	47.70%
4 GIFTS AND GRANTS			-	0.00%
5 SALES AND SERVICES	98,100	98,600	500	0.80%
6 OTHER	580,113	745,463	165,350	6.01%
7 <b>TOTAL E&amp;G REVENUE</b>	<b>12,075,106</b>	<b>12,189,106</b>	<b>114,000</b>	<b>98.31%</b>
8 AUXILIARY REVENUE	147,400	209,462	62,062	1.69%
9 <b>TOTAL OPERATING REVENUES</b>	<b>12,222,506</b>	<b>12,398,568</b>	<b>176,062</b>	<b>100.00%</b>
<b>EXPENDITURES:</b>				
10 SALARIES	5,239,415	5,129,753	(109,662)	41.37%
11 EXTRA HELP	198,062	161,350	(36,712)	1.30%
12 FRINGE BENEFITS	1,739,732	1,722,340	(17,392)	13.89%
13 SUPPLIES AND SERVICES	2,073,453	2,104,461	31,008	16.97%
14 TRAVEL	138,100	108,763	(29,337)	0.88%
15 UTILITIES	405,000	405,000	-	3.27%
16 INSURANCE	55,750	55,750	-	0.45%
17 SCHOLARSHIPS	1,348,440	1,809,917	461,477	14.60%
18 EQUIPMENT	433,538	398,830	(34,708)	3.22%
19 LIBRARY HOLDINGS	19,923	19,923	-	0.16%
20 TRANSFERS TO (FROM) OTHER FUNDS	87,500	77,806	(9,694)	0.63%
21 DEBT SERVICE	473,593	404,675	(68,918)	3.26%
22 MAINTENANCE & SERVICE CONTRACTS	10,000		(10,000)	0.00%
23 <b>TOTAL OPERATING EXPENDITURES</b>	<b>12,222,506</b>	<b>12,398,568</b>	<b>176,062</b>	<b>100.00%</b>
24 <b>SURPLUS/(DEFICIT)</b>	<b>\$ -</b>	<b>\$ -</b>		

## **NOTES TO THE 24 LINE REPORT – Southern Arkansas University Tech**

### **REVENUE**

No increase in State General Revenue/\$5,717 increase in Educational Excellence Trust Funds

No increase in tuition (\$108 in-state/\$156 out-of-state)

Budgeted tuition revenue adjusted by decline in core enrollment and enrollment increase in ALETA, AFTA and Fish & Game Programs

Matriculation Fee (former Graduation Fee) is adjusted to reflect 2013-2014 historical data

An annual \$444 Nursing Curriculum Fee will be added to all LPN students

A \$250 FAA Certification Fee will be added to all Aviation Maintenance students

The Welding Academy will be based on 23 students (15 day/8 night)

Twenty percent of the Special Welding Fees will be used to support campus operations

Business & Industry Training revenue increased based on 2013-2014 historical data

AFTA Dorm Lease Agreement - \$45,000 (Loan paid in full January 2014)

Slight increase in Building/Equipment Rentals (Student Center)

Minor adjustments to Sales/Services budgets based on 2013-2014 historical data

Student Housing income based on 80% occupancy

### **EXPENDITURES**

Decrease in Debt Service (Bond Issue)

Twenty-five percent cut in most Extra Help and Travel budgets

Various cuts in Supplies/Services budgets

Removal of fiscal support to Ouachita County Literacy Council

Removal of fiscal support to Systems Grant Research

Revise and modify Faculty Overload/Adjunct Pay Policy

Postpone Distinguished Speaker Programs

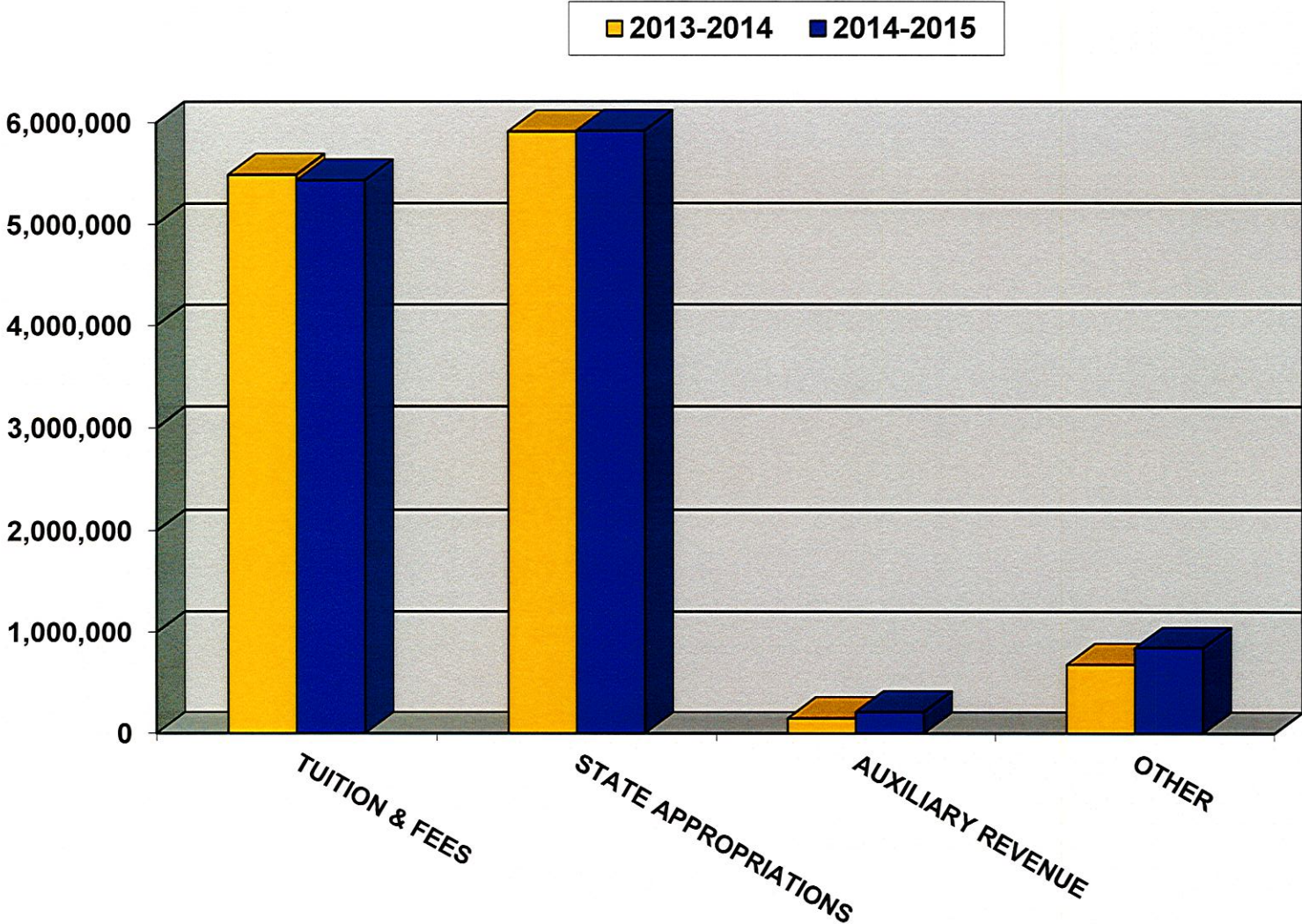
Two clerical vacancies will not be filled

Amend Legal Counsel position to six month contract

Increase in contract services to address student default rate (Inceptia - \$13,000)

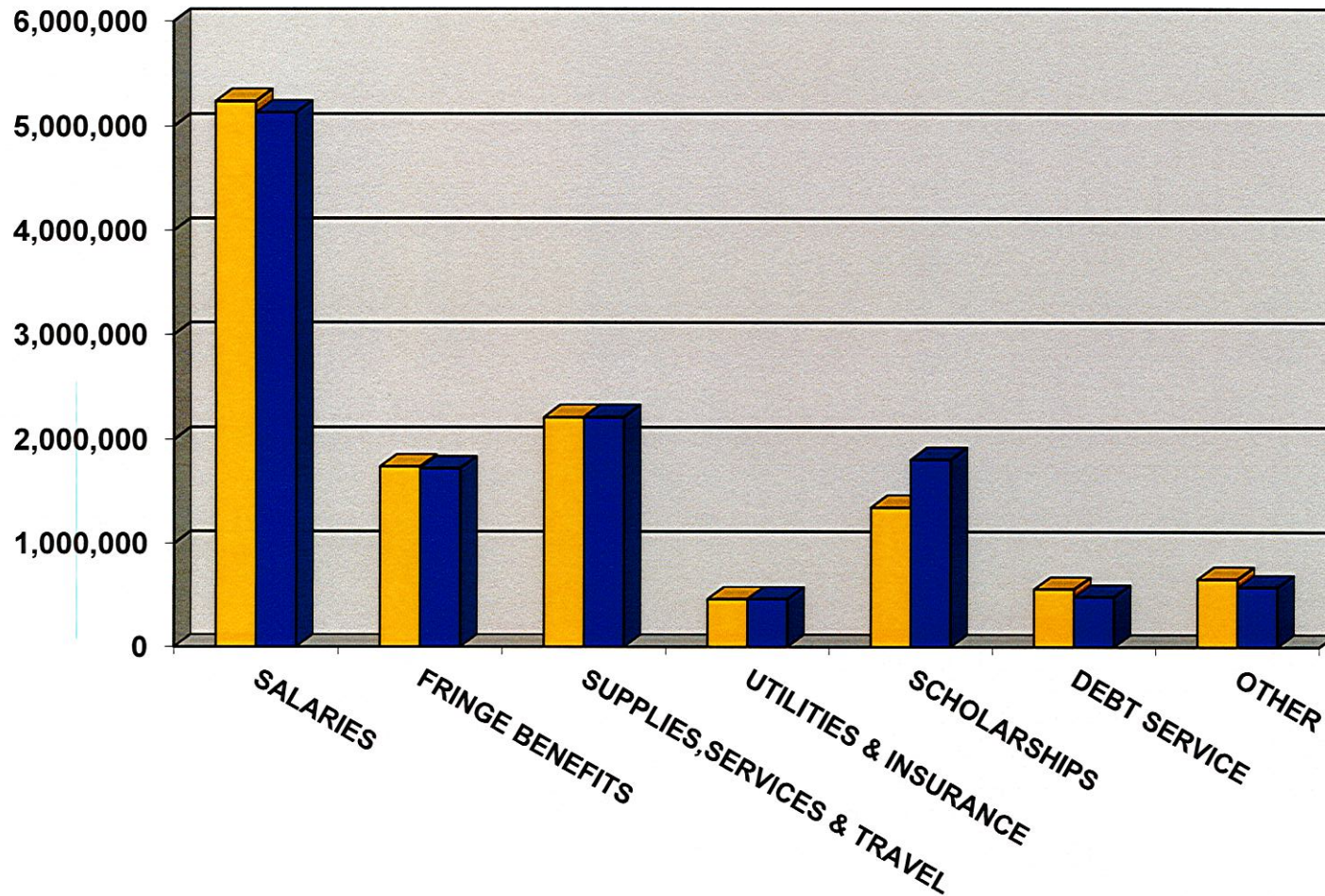
Salary/Fringe Reserve (will only be considered if fall enrollment is above projection)

SOUTHERN ARKANSAS UNIVERSITY TECH  
COMPARISON OF 24-LINE REPORT REVENUE  
FOR THE YEAR ENDED JUNE 30, 2015



SOUTHERN ARKANSAS UNIVERSITY TECH  
COMPARISON OF 24-LINE REPORT EXPENDITURES  
FOR THE YEAR ENDED JUNE 30, 2015

2013-2014 2014-2015

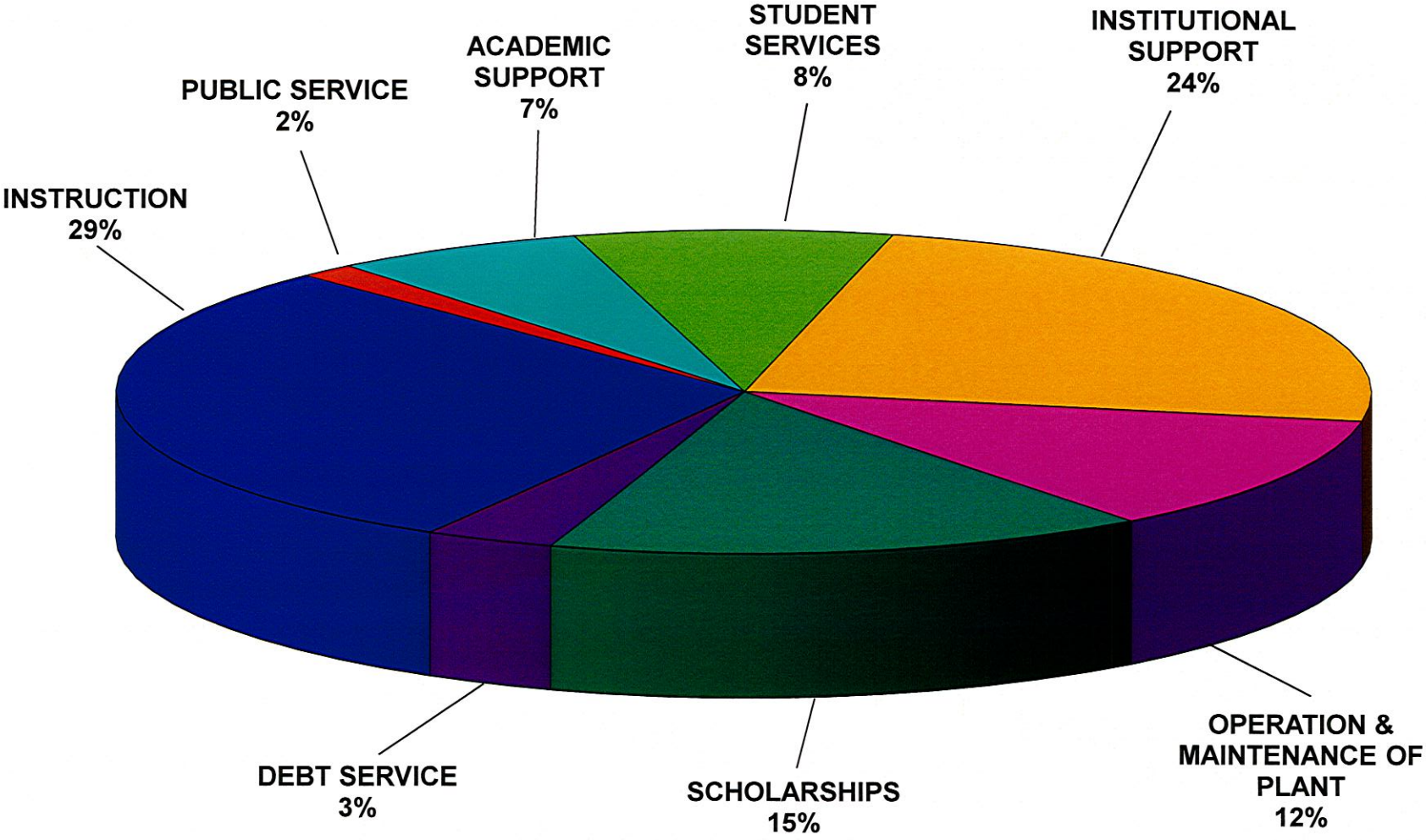




**SOUTHERN ARKANSAS UNIVERSITY TECH  
CURRENT FUND EXPENDITURES--UNRESTRICTED EDUCATIONAL GENERAL (BUDGET)  
MAJOR OBJECT CLASSIFICATION  
FOR THE YEAR ENDED JUNE 30, 2015**

	SALARIES	EXTRA HELP	BENEFITS	EXPENSES SUPPLIES	DEBT SERVICE	CAPITAL OUTLAY	TRANSFERS	TOTAL
INSTRUCTION								
TEACHING SALARIES	\$ 1,800,608							\$ 1,800,608
DEPT. OPERATING EXPENSE	160,130	\$ 3,000	\$ 576,289	\$ 960,240		\$ 51,105		1,750,764
TOTAL INSTRUCTION	<u>1,960,738</u>	<u>3,000</u>	<u>576,289</u>	<u>960,240</u>		<u>51,105</u>		<u>3,551,372</u>
RESEARCH								
PUBLIC SERVICE	121,285		34,000	19,250				174,535
ACADEMIC SUPPORT								
LIBRARIES	110,097		36,000	20,425		19,923		186,445
OTHER ACADEMIC SUPPORT	305,349	80,250	114,203	101,775				601,577
TOTAL ACADEMIC SUPPORT	<u>415,446</u>	<u>80,250</u>	<u>150,203</u>	<u>122,200</u>		<u>19,923</u>		<u>788,022</u>
STUDENT SERVICES	662,796	3,150	231,966	96,250				994,162
INSTITUTIONAL SUPPORT	1,363,099	42,700	403,525	801,684		293,725		2,904,733
OPERATION & MAINTENANCE OF PLANT								
UTILITIES				405,000				405,000
OTHER OPERATION & MAINTENANCE	574,884	4,250	237,000	156,750		32,500		1,005,384
TOTAL OPERATION & MAINTENANCE OF PLANT	<u>574,884</u>	<u>4,250</u>	<u>237,000</u>	<u>561,750</u>		<u>32,500</u>		<u>1,410,384</u>
SCHOLARSHIPS			73,500	1,809,917				1,883,417
DEBT SERVICE					\$ 404,675			404,675
SUB-TOTAL	<u>5,098,248</u>	<u>133,350</u>	<u>1,706,483</u>	<u>4,371,291</u>	<u>404,675</u>	<u>397,253</u>		<u>12,111,300</u>
TRANSFERS								
MANDATORY					77,806			
NON-MANDATORY								
TOTAL EXPENDITURES & TRANSFERS	<u>\$ 5,098,248</u>	<u>\$ 133,350</u>	<u>\$ 1,706,483</u>	<u>\$ 4,371,291</u>	<u>\$ 482,481</u>	<u>\$ 397,253</u>		<u>\$ 12,189,106</u>

SOUTHERN ARKANSAS UNIVERSITY TECH  
EDUCATIONAL & GENERAL EXPENDITURES  
FOR THE YEAR ENDED JUNE 30, 2015

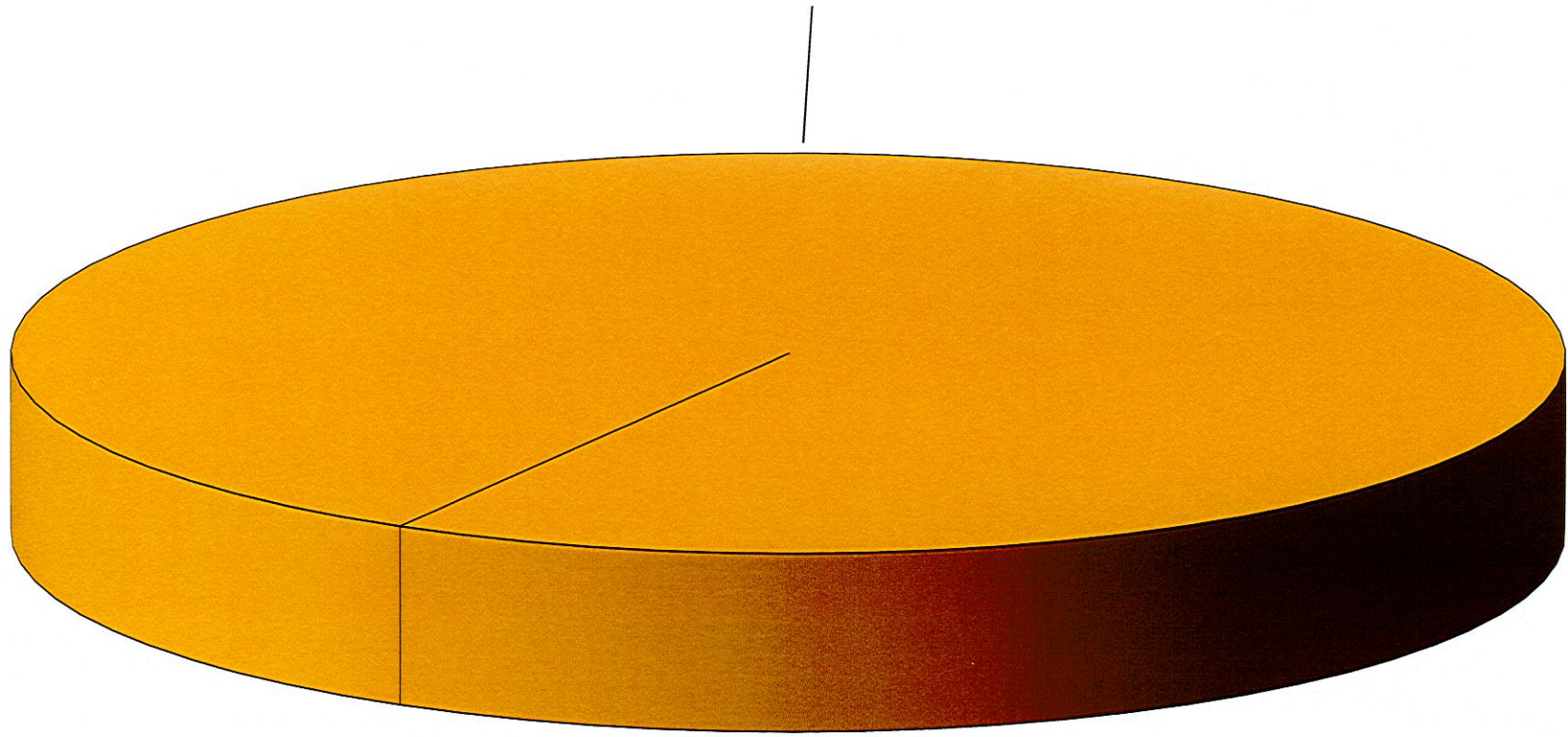


**SOUTHERN ARKANSAS UNIVERSITY TECH**  
**CURRENT FUND EXPENDITURES--AUXILIARY (BUDGET)**  
**MAJOR OBJECT CLASSIFICATION**  
**FOR THE YEAR ENDED JUNE 30, 2015**

	SALARIES	EXTRA HELP	BENEFITS	EXPENSES SUPPLIES	DEBT SERVICE	CAPITAL OUTLAY	TRANSFERS	TOTAL
STUDENT HOUSING	\$ 31,505	\$ 28,000	\$ 15,857	\$ 117,600		\$ 16,500		\$ 209,462
TRANSFERS MANDATORY NON-MANDATORY								
TOTAL EXPENDITURES & TRANSFERS	\$ 31,505	\$ 28,000	\$ 15,857	\$ 117,600		\$ 16,500		\$ 209,462

SOUTHERN ARKANSAS UNIVERSITY TECH  
AUXILIARY EXPENDITURES  
FOR THE YEAR ENDED JUNE 30, 2015

STUDENT HOUSING  
100%



**SOUTHERN ARKANSAS UNIVERSITY TECH  
REVENUE REPORT  
BY DEPARTMENT, FUNCTION AND FUND  
FOR THE YEAR ENDED JUNE 30, 2015**

Account #	Account Title	Amount
10-0100-4105	IN STATE TUITION	\$ 4,199,185
10-0100-4115	OUT OF STATE TUITION	150,000
10-0100-4133	STUDENT PROCESSING FEE	550,000
10-0100-4134	FACILITY USE FEE	50,000
10-0100-4140	MATRICULATION FEE	40,000
10-0100-4145	COURSE CHANGE FEE	5,000
10-0100-4150	INTERNET FEE	160,000
10-0100-4155	LATE REGISTRATION FEE	4,250
10-0100-4160	NON-CREDIT COURSE FEE	12,000
10-0100-4170	NURSING PROGRAM FEE	20,040
10-0100-4172	COURSE LAB FEE	24,000
10-0100-4176	WELDING PROGRAM FEE	207,000
10-0100-4177	FAA CERTIFICATION FEE	10,000
<b>TOTAL TUITION AND FEES</b>		<u>5,431,475</u>
10-0200-4200	STATE APPROPRIATIONS - GENERAL REVENUE/ED EXCELLENCE	<u>5,913,568</u>
<b>TOTAL STATE APPROPRIATIONS</b>		<u>5,913,568</u>
10-0300-4410	VETERAN'S REPORT FEES	300
10-0300-4415	TRANSCRIPT SALES	15,000
10-0300-4425	SCRAP SALES	500
10-0300-4435	PARKING FINES	1,000
10-0300-4440	LIBRARY FINES	800
10-0300-4445	VENDING SALES	4,000
10-0300-4446	FOOD SERVICE COMMISSION	3,000
10-0300-4465	TESTING SERVICES	4,000
10-0300-4475	BUILDING AND EQUIPMENT RENTALS	10,000
10-0300-4478	BOOKSTORE COMMISSION	60,000
<b>TOTAL SALES AND SERVICES</b>		<u>98,600</u>
10-0400-4525	BUSINESS AND INDUSTRY PROGRAM	75,000
10-0400-4533	PURCHASING CARD REBATES	15,000
10-0400-4535	OTHER INCOME	20,000
10-0400-4536	PELL GRANT ADMIN ALLOWANCE	3,560
10-0400-4537	FSEOG ADMINISTRATIVE ALLOWANCE	2,445
10-0400-4538	COLLEGE WORKSTUDY ADM ALLOW	1,385
10-0400-4540	FTA ADMINISTRATIVE OVERHEAD	139,137
10-0400-4545	EA ADMINISTRATIVE OVERHEAD	32,254
10-0400-4546	NIST ADMINISTRATIVE ALLOWANCE	6,400
10-0400-4570	CENTRAL STORES INCOME	25,000
10-0400-4590	UNRESTRICTED INTEREST INCOME	1,500
10-0400-4592	FEDERAL COMMUNICATIONS LEASE	4,200
10-0400-4595	FTA APARTMENT LEASE INCOME	45,000
10-0400-4596	CAREER ACADEMY OVERHEAD	92,449
10-0400-4597	TEXARKANA AVIATION PRG PARTNER	132,000
10-0400-4645	POST OFFICE CHARGEBACK/INCOME	36,000
10-0400-4646	MOTOR POOL CHARGEBACK	25,000
10-0400-4647	MANAGED PRINT SERVICES CHARGEBACK	35,000
10-0000-3100	RESERVE	54,133
<b>TOTAL OTHER INCOME</b>		<u>745,463</u>

**SOUTHERN ARKANSAS UNIVERSITY TECH**  
**REVENUE REPORT**  
**BY DEPARTMENT, FUNCTION AND FUND**  
**FOR THE YEAR ENDED JUNE 30, 2015**

Account #	Account Title	Amount
	TOTAL EDUCATIONAL & GENERAL REVENUE	<u>\$ 12,189,106</u>
20-4575-4675	STUDENT APARTMENTS	<u>209,462</u>
	TOTAL APARTMENT REVENUE	<u>209,462</u>
	TOTAL AUXILIARY REVENUE	<u>\$ 209,462</u>
	TOTAL E & G AND AUXILIARY REVENUES	<u>\$ 12,398,568</u>

**SOUTHERN ARKANSAS UNIVERSITY TECH  
E & G AND AUXILIARY EXPENSE REPORT  
FOR THE YEAR ENDED JUNE 30, 2015**

Account #	Department	Account Title	Amount
10-1100-5000	ARTS & SCIENCE	TEACHING SALARIES	\$ 296,614
10-1103-5000	REMEDIATION-DEVELOPMENTAL		166,400
10-1110-5000	BUSINESS PROGRAM		134,116
10-1132-5000	AVIATION PROGRAM		205,039
10-1140-5000	NURSING PROGRAM		185,231
10-1150-5000	INDUSTRIAL TECHNOLOGIES		100,682
10-1151-5000	WELDING ACADEMY - MAGNOLIA		46,125
10-1155-5000	COMPUTER SCIENCE PROGRAM		91,308
10-1160-5000	MULTI-MEDIA GRAPHICS		<u>130,093</u>
TOTAL FOR TEACHING SALARIES			<u>\$ 1,355,608</u>
10-1000-5200	INSTRUCTIONAL ADJUNCTS	ADJUNCTS	\$ 351,000
10-1103-5200	REMEDIATION-DEVELOPMENTAL		49,000
10-1151-5200	WELDING ACADEMY - MAGNOLIA		45,000
10-2100-5200	BUSINESS & INDUSTRY PROGRAM		<u>30,000</u>
TOTAL FOR ADJUNCTS			<u>\$ 475,000</u>
10-1105-5400	CENTER FOR WEB-BASED LEARNING	ADMINISTRATIVE SALARIES	\$ 38,076
10-1132-5400	AVIATION PROGRAM		15,693
10-1140-5400	NURSING PROGRAM		60,000
10-1151-5400	WELDING ACADEMY - MAGNOLIA		2,400
10-2100-5400	BUSINESS & INDUSTRY PROGRAM		65,512
10-3300-5400	VC ACADEMICS		94,363
10-3350-5400	LEARNING RESOURCE CENTER		66,006
10-3355-5400	TUTORING CENTER		47,893
10-3360-5400	SECONDARY EDUCATION		67,456
10-4405-5400	CHANCELLORS OFFICE		186,736
10-4407-5400	VC INFORMATION TECHNOLOGY		38,075
10-4408-5400	LEGAL - GOVERNMENTAL AFFAIRS		23,290
10-4410-5400	VC PLANNING/ACCOUNTABILITY/DEVELOPMENT		73,548
10-4411-5400	MARKETING & PUBLIC RELATIONS		53,987
10-4412-5400	INSTITUTIONAL RESEARCH		44,895
10-4415-5400	INFORMATION TECHNOLOGY SERVICES		68,874
10-4450-5400	BUSINESS OFFICE		106,601
10-4451-5400	HUMAN RESOURCES OFFICE		38,950
10-4453-5400	VC FINANCE & ADMINISTRATION		97,363
10-4454-5400	SALARYFRINGE RESERVE		98,000
10-5505-5400	VC STUDENT SERVICES		97,363
10-5510-5400	REGISTRAR		55,681
10-5520-5400	COUNSELING & TESTING		124,888
10-5530-5400	ADMISSIONS/PLACEMENT		34,940
10-5560-5400	STUDENT FINANCIAL AID		47,000
10-5570-5400	STUDENT LIFE		24,500
10-5572-5400	STUDENT RECRUITING		49,500
10-6605-5400	PHYSICAL PLANT ADMINISTRATION		<u>67,005</u>
TOTAL ADMINISTRATIVE SALARIES			<u>\$ 1,788,595</u>

**SOUTHERN ARKANSAS UNIVERSITY TECH  
E & G AND AUXILIARY EXPENSE REPORT  
FOR THE YEAR ENDED JUNE 30, 2015**

Account #	Department	Account Title	Amount
10-1105-5500	CENTER FOR WEB-BASED LEARNING	CLASSIFIED SALARIES	\$ 43,961
10-2100-5500	BUSINESS & INDUSTRY PROGRAM		25,773
10-3300-5500	VC ACADEMICS		47,600
10-3350-5500	LEARNING RESOURCE CENTER		44,091
10-3360-5500	SECONDARY EDUCATION		48,037
10-4407-5500	VC INFORMATION TECHNOLOGY		37,902
10-4410-5500	VC PLANNING/ACCOUNTABILITY/DEVELOPMENT		29,573
10-4411-5500	MARKETING & PUBLIC RELATIONS		21,827
10-4415-5500	INFORMATION TECHNOLOGY SERVICES		147,172
10-4420-5500	CAMPUS POLICE DEPARTMENT		130,867
10-4450-5500	BUSINESS OFFICE		165,439
10-5505-5500	VC STUDENT SERVICES		25,268
10-5510-5500	REGISTRAR		51,663
10-5520-5500	COUNSELING & TESTING		43,654
10-5530-5500	ADMISSIONS/PLACEMENT		19,232
10-5560-5500	STUDENT FINANCIAL AID		77,075
10-5570-5500	STUDENT LIFE		12,032
10-6605-5500	PHYSICAL PLANT ADMINISTRATION		82,897
10-6610-5500	BUILDING MAINTENANCE		238,679
10-6620-5500	GROUNDS MAINTENANCE		186,303
TOTAL FOR EDUCATIONAL & GENERAL CLASSIFIED SALARIES			<u>1,479,045</u>
20-4575-5500	STUDENT APARTMENTS	CLASSIFIED SALARIES	<u>31,505</u>
TOTAL FOR AUXILIARY CLASSIFIED SALARIES			<u>31,505</u>
TOTAL FOR CLASSIFIED SALARIES			<u>\$ 1,510,550</u>
TOTAL FOR REGULAR SALARIES			<u>\$ 5,129,753</u>



**SOUTHERN ARKANSAS UNIVERSITY TECH  
E & G AND AUXILIARY EXPENSE REPORT  
FOR THE YEAR ENDED JUNE 30, 2015**

Account #	Department	Account Title	Amount
10-1172-5700	TEACHER EDUCATION PROGRAM	EXTRA HELP	\$ 3,000
10-3300-5700	VC ACADEMICS		20,250
10-3355-5700	TUTORING CENTER		60,000
10-4411-5700	MARKETING & PUBLIC RELATIONS		10,000
10-4415-5700	INFORMATION TECHNOLOGY SERVICES		6,450
10-4420-5700	CAMPUS POLICE DEPARTMENT		26,250
10-5570-5700	STUDENT LIFE		1,500
10-5572-5700	STUDENT RECRUITING		1,650
10-6610-5700	BUILDING MAINTENANCE		4,250
TOTAL FOR EDUCATIONAL & GENERAL EXTRA HELP			<u>133,350</u>
20-4575-5700	STUDENT APARTMENTS	EXTRA HELP	<u>28,000</u>
TOTAL FOR AUXILIARY EXTRA HELP			<u>28,000</u>
TOTAL FOR EXTRA HELP			<u><u>\$ 161,350</u></u>

**SOUTHERN ARKANSAS UNIVERSITY TECH  
E & G AND AUXILIARY EXPENSE REPORT  
FOR THE YEAR ENDED JUNE 30, 2015**

Account #	Department	Account Title	Amount
10-1000-6600	INSTRUCTIONAL ADJUNCTS	ALLOCATED FRINGES	\$ 88,000
10-1100-6600	ARTS & SCIENCE		92,000
10-1103-6600	REMEDATION-DEVELOPMENTAL		58,000
10-1105-6600	CENTER FOR WEB-BASED LEARNING		27,000
10-1110-6600	BUSINESS PROGRAM		45,093
10-1132-6600	AVIATION PROGRAM		66,000
10-1140-6600	NURSING PROGRAM		71,000
10-1150-6600	INDUSTRIAL TECHNOLOGIES		30,439
10-1151-6600	WELDING ACADEMY - MAGNOLIA		25,707
10-1155-6600	COMPUTER SCIENCE PROGRAM		30,624
10-1160-6600	MULTI-MEDIA GRAPHICS		42,000
10-1172-6600	TEACHER EDUCATION PROGRAM		426
10-2100-6600	BUSINESS & INDUSTRY PROGRAM		34,000
10-3300-6600	VC ACADEMICS		55,000
10-3350-6600	LEARNING RESOURCE CENTER		36,000
10-3355-6600	TUTORING CENTER		20,000
10-3360-6600	SECONDARY EDUCATION		39,203
10-4405-6600	CHANCELLORS OFFICE		60,973
10-4407-6600	VC INFORMATION TECHNOLOGY		25,000
10-4408-6600	LEGAL - GOVERNMENTAL AFFAIRS		6,710
10-4410-6600	VC PLANNING/ACCOUNTABILITY/DEVELOPMENT		29,516
10-4411-6600	MARKETING & PUBLIC RELATIONS		24,000
10-4412-6600	INSTITUTIONAL RESEARCH		13,307
10-4415-6600	INFORMATION TECHNOLOGY SERVICES		69,000
10-4420-6600	CAMPUS POLICE DEPARTMENT		48,000
10-4450-6600	BUSINESS OFFICE		90,000
10-4451-6600	HUMAN RESOURCES OFFICE		14,019
10-4453-6600	VC FINANCE & ADMINISTRATION		23,000
10-5505-6600	VC STUDENT SERVICES		37,000
10-5510-6600	REGISTRAR		37,000
10-5520-6600	COUNSELING & TESTING		60,000
10-5530-6600	ADMISSIONS/PLACEMENT		19,200
10-5560-6600	STUDENT FINANCIAL AID		46,000
10-5570-6600	STUDENT LIFE		13,266
10-5572-6600	STUDENT RECRUITING		19,500
10-6605-6600	PHYSICAL PLANT ADMINISTRATION		39,000
10-6610-6600	BUILDING MAINTENANCE		116,000
10-6620-6600	GROUPS MAINTENANCE		82,000
10-7732-6600	EMPLOYEE AND DEPENDENT WAIVER BENEFIT		73,500
TOTAL FOR EDUCATIONAL & GENERAL			<u>1,706,483</u>
20-4575-6600	STUDENT APARTMENTS	ALLOCATED FRINGES	<u>15,857</u>
TOTAL FOR AUXILIARY			<u>15,857</u>
TOTAL FOR ALLOCATED FRINGES			<u><u>\$ 1,722,340</u></u>

**SOUTHERN ARKANSAS UNIVERSITY TECH  
E & G AND AUXILIARY EXPENSE REPORT  
FOR THE YEAR ENDED JUNE 30, 2015**

Account #	Department	Account Title	Amount
10-1100-7000	ARTS & SCIENCE	SUPPLIES AND SERVICES	\$ 12,000
10-1103-7000	REMEDIATION-DEVELOPMENTAL		4,000
10-1105-7000	CENTER FOR WEB-BASED LEARNING		2,700
10-1110-7000	BUSINESS PROGRAM		4,000
10-1132-7000	AVIATION PROGRAM		9,000
10-1133-7000	AVIATION PROGRAM-OFF CAMPUS		45,000
10-1140-7000	NURSING PROGRAM		35,540
10-1150-7000	INDUSTRIAL TECHNOLOGIES		20,000
10-1151-7000	WELDING ACADEMY - MAGNOLIA		60,000
10-1155-7000	COMPUTER SCIENCE PROGRAM		20,000
10-1160-7000	MULTI-MEDIA GRAPHICS		20,000
10-1172-7000	TEACHER EDUCATION PROGRAM		2,000
10-2100-7000	BUSINESS & INDUSTRY PROGRAM		9,000
10-3300-7000	VC ACADEMICS		5,000
10-3301-7000	ACADEMIC PROGRAM IMPROVEMENT		45,000
10-3330-7000	FACULTY DEVELOPMENT		7,000
10-3350-7000	LEARNING RESOURCE CENTER		17,800
10-3355-7000	TUTORING CENTER		1,000
10-3360-7000	SECONDARY EDUCATION		14,000
10-4400-7000	BOARD OF TRUSTEES		500
10-4405-7000	CHANCELLORS OFFICE		3,750
10-4406-7000	CHARLES ROSS CENTER		2,000
10-4407-7000	VC INFORMATION TECHNOLOGY		10,000
10-4410-7000	VC PLANNING/ACCOUNTABILITY/DEVELOPMENT		2,000
10-4411-7000	MARKETING & PUBLIC RELATIONS		140,461
10-4412-7000	INSTITUTIONAL RESEARCH		7,695
10-4415-7000	INFORMATION TECHNOLOGY SERVICES		12,000
10-4420-7000	CAMPUS POLICE DEPARTMENT		8,000
10-4425-7000	MOTOR POOL		37,000
10-4430-7000	TELEPHONE		51,000
10-4435-7000	LOBBY PHOTOCOPIER		1,500
10-4450-7000	BUSINESS OFFICE		12,000
10-4451-7000	HUMAN RESOURCES OFFICE		6,500
10-4453-7000	VC FINANCE & ADMINISTRATION		1,500
10-4460-7000	CENTRAL STORE OPERATION		25,000
10-4465-7000	POST OFFICE		60,000
10-4470-7000	COMMENCEMENT		7,000
10-4471-7000	SHIPPING AND RECEIVING		500
10-4472-7000	LEGAL AND AUDIT SERVICES		10,000
10-4474-7000	CONSULTANT SERVICES		22,500
10-4476-7000	INSTITUTIONAL MEMBERSHIPS		35,000
10-4477-7000	ASSESSMENT COMMITTEE DEVELOPMENT		4,240
10-4478-7000	OFFICIAL FUNCTIONS		11,000
10-4480-7000	NORTH CENTRAL ASSOCIATION		7,775
10-4482-7000	CONSUMER USE TAX		18,000
10-4490-7000	COLLECTION AGENCY EXPENSE		3,000
10-4494-7000	CLASSIFIED ORGANIZATION		800
10-4497-7000	BANKING EXPENSE		10,000
10-4499-7000	COBRA ADMINISTRATIVE EXPENSE		500
10-5505-7000	VC STUDENT SERVICES		3,900
10-5510-7000	REGISTRAR		4,500

**SOUTHERN ARKANSAS UNIVERSITY TECH  
E & G AND AUXILIARY EXPENSE REPORT  
FOR THE YEAR ENDED JUNE 30, 2015**

Account #	Department	Account Title	Amount
10-5520-7000	COUNSELING & TESTING		10,000
10-5522-7000	STUDENT ORIENTATION AND REGISTRATION		6,200
10-5530-7000	ADMISSIONS/PLACEMENT		4,500
10-5560-7000	STUDENT FINANCIAL AID		17,800
10-5570-7000	STUDENT LIFE		11,000
10-5572-7000	STUDENT RECRUITING		16,000
10-5585-7000	DISABILITY SERVICES		3,000
10-6605-7000	PHYSICAL PLANT ADMINISTRATION		11,000
10-6610-7000	BUILDING MAINTENANCE		37,000
10-6620-7000	GROUNDS MAINTENANCE		50,000
10-1000-7060	INSTRUCTIONAL ADJUNCTS	CONCURRENT SERVICES	700,000
10-4451-7100	HUMAN RESOURCES OFFICE	ADVERTISING & RECRUITING	12,000
10-1132-7500	AVIATION PROGRAM	LEASES AND RENTALS	3,700
10-4407-7500	VC INFORMATION TECHNOLOGY		185,000
10-4435-7500	LOBBY PHOTOCOPIER		25,000
10-4436-7500	MANAGED PRINT SERVICES		35,000
10-1132-7999	AVIATION PROGRAM	CONTINGENCY	<u>10,000</u>
TOTAL FOR EDUCATIONAL & GENERAL			<u>1,989,861</u>
20-4575-7000	STUDENT APARTMENTS	SUPPLIES AND SERVICES	16,500
20-4575-7500	STUDENT APARTMENTS	LEASES AND RENTALS	<u>98,100</u>
TOTAL FOR AUXILIARY			<u>114,600</u>
TOTAL FOR SUPPLIES & SERVICES			<u>\$ 2,104,461</u>

**SOUTHERN ARKANSAS UNIVERSITY TECH  
E & G AND AUXILIARY EXPENSE REPORT  
FOR THE YEAR ENDED JUNE 30, 2015**

Account #	Department	Account Title	Amount
10-1105-7200	CENTER FOR WEB-BASED LEARNING	TRAVEL	\$ 1,875
10-1132-7200	AVIATION PROGRAM		2,100
10-1140-7200	NURSING PROGRAM		1,575
10-1151-7200	WELDING ACADEMY - MAGNOLIA		3,000
10-1160-7200	MULTI-MEDIA GRAPHICS		1,875
10-1172-7200	TEACHER EDUCATION PROGRAM		1,875
10-2100-7200	BUSINESS & INDUSTRY PROGRAM		5,250
10-3300-7200	VC ACADEMICS		5,400
10-3330-7200	FACULTY DEVELOPMENT		5,625
10-3331-7200	FACULTY SENATE TRAVEL		15,000
10-3350-7200	LEARNING RESOURCE CENTER		2,625
10-3360-7200	SECONDARY EDUCATION		3,750
10-4405-7200	CHANCELLORS OFFICE		7,500
10-4407-7200	VC INFORMATION TECHNOLOGY		1,875
10-4410-7200	VC PLANNING/ACCOUNTABILITY/DEVELOPMENT		3,500
10-4411-7200	MARKETING & PUBLIC RELATIONS		1,463
10-4412-7200	INSTITUTIONAL RESEARCH		1,500
10-4415-7200	INFORMATION TECHNOLOGY SERVICES		4,500
10-4420-7200	CAMPUS POLICE DEPARTMENT		3,000
10-4425-7200	MOTOR POOL		750
10-4450-7200	BUSINESS OFFICE		3,375
10-4451-7200	HUMAN RESOURCES OFFICE		1,875
10-4453-7200	VC FINANCE & ADMINISTRATION		4,125
10-5505-7200	VC STUDENT SERVICES		3,750
10-5510-7200	REGISTRAR		3,000
10-5520-7200	COUNSELING & TESTING		3,000
10-5530-7200	ADMISSIONS/PLACEMENT		375
10-5560-7200	STUDENT FINANCIAL AID		3,600
10-5570-7200	STUDENT LIFE		375
10-5572-7200	STUDENT RECRUITING		5,250
10-6605-7200	PHYSICAL PLANT ADMINISTRATION		3,000
TOTAL EDUCATIONAL & GENERAL			<u>105,763</u>
20-4575-7200	STUDENT APARTMENTS	TRAVEL	<u>3,000</u>
TOTAL FOR AUXILIARY			<u>3,000</u>
TOTAL FOR TRAVEL			<u><u>\$ 108,763</u></u>

**SOUTHERN ARKANSAS UNIVERSITY TECH  
E & G AND AUXILIARY EXPENSE REPORT  
FOR THE YEAR ENDED JUNE 30, 2015**

Account #	Department	Account Title	Amount
10-3350-7300	LEARNING RESOURCE CENTER	LIBRARY HOLDINGS	<u>\$ 19,923</u>
10-1151-7400	WELDING ACADEMY - MAGNOLIA	EQUIPMENT	\$ 51,105
10-2100-7400	BUSINESS & INDUSTRY PROGRAM		5,000
10-4407-7400	VC INFORMATION TECHNOLOGY		25,000
10-4415-7400	INFORMATION TECHNOLOGY SERVICES		243,725
10-4420-7400	CAMPUS POLICE DEPARTMENT		5,000
10-4425-7400	MOTOR POOL		20,000
10-6605-7400	PHYSICAL PLANT ADMINISTRATION		12,000
10-6610-7400	BUILDING MAINTENANCE		12,000
10-6620-7400	GROUNDS MAINTENANCE		<u>8,500</u>
TOTAL FOR EDUCATIONAL & GENERAL			<u>382,330</u>
20-4575-7400	STUDENT APARTMENTS	EQUIPMENT	<u>16,500</u>
TOTAL FOR AUXILIARY			<u>16,500</u>
TOTAL FOR EQUIPMENT			<u>\$ 398,830</u>
10-7705-7600	ACADEMIC SCHOLARSHIP	SCHOLARSHIPS	\$ 73,220
10-7710-7600	DUAL CREDIT SCHOLARSHIP		289,000
10-7715-7600	GED SCHOLARSHIP		35,640
10-7717-7600	PUBLIC SERVICE SCHOLARSHIP		100,000
10-7721-7600	VAL/SAL		9,160
10-7722-7600	MERIT		214,440
10-7723-7600	STUDENT LIFE AMBASSADOR		12,480
10-7724-7600	STUDENT LIFE AMBASSADOR WORKSTUDY		13,920
10-7725-7600	NURSING		17,712
10-7727-7600	CONCURRENT AWARD		61,200
10-7729-7600	BORDER COUNTY WAIVER		500
10-7730-7600	SENIOR CITIZEN WAIVER		16,000
10-7731-7600	AR NATIONAL GUARD WAIVER		30,000
10-7735-7600	MILITARY ACTIVATION WAIVER		500
10-7736-7600	MISCELANEOUS SCHOLARSHIPS		15,000
10-7737-7600	CIRCUMSTANCE/OPPORTUNITY SCHOLARSHIP		6,480
10-7740-7600	NON-TRADITIONAL SCHOLARSHIP		8,000
10-7752-7600	WELDING SCHOLARSHIP		4,095
10-7755-7600	FIRE OCCUPATIONAL SCHOLARSHIP		255,150
10-7756-7600	LAW OCCUPATIONAL SCHOLARSHIP		552,420
10-7757-7600	ACADEMIC CHALLENGE SUPPORT		<u>95,000</u>
TOTAL FOR SCHOLARSHIPS			<u>\$ 1,809,917</u>

**SOUTHERN ARKANSAS UNIVERSITY TECH  
E & G AND AUXILIARY EXPENSE REPORT  
FOR THE YEAR ENDED JUNE 30, 2015**

Account #	Department	Account Title	Amount
10-6630-7750	PROPERTY INSURANCE	INSTITUTIONAL INSURANCE	\$ 45,000
10-6630-7755	LIABILITY INSURANCE		750
10-6630-7757	AUTO INSURANCE		<u>10,000</u>
TOTAL FOR INSTITUTIONAL INSURANCE			<u><u>\$ 55,750</u></u>
10-6640-7770	EDUCATIONAL & GENERAL	UTILITIES	\$ 380,000
10-6641-7770	EDUCATIONAL & GENERAL	UTILITIES-MAGNOLIA	<u>25,000</u>
TOTAL FOR UTILITIES			<u><u>\$ 405,000</u></u>
10-9100-9900	C. ROSS CTR. DEBT SER TRANSFER	MANDATORY TRANSFER	\$ 32,969
10-9200-9900	LRC DEBT SERVICE TRANSFER		32,969
10-9600-9900	STUDENT CENTER DEBT SERV TRANSFER		338,737
10-9820-9900	FACILITY USE FEE TRANSFER		<u>77,806</u>
TOTAL FOR MANDATORY TRANSFER			<u><u>\$ 482,481</u></u>

**SOUTHERN ARKANSAS UNIVERSITY TECH  
EXPENSE REPORT  
BY DEPARTMENT, FUNCTION AND FUND  
FOR THE YEAR ENDED JUNE 30, 2015**

Account #	Department	Account Title	Amount
10-1000-5200	INSTRUCTIONAL ADJUNCT SALARIES	ADJUNCTS	\$ 351,000
10-1000-6600		FRINGE BENEFITS	88,000
10-1000-7060	HIGH SCHOOL CONCURRENT PROGRAM	CONCURRENT SERVICES	<u>700,000</u>
			<u>1,139,000</u>
10-1100-5000	ARTS & SCIENCE	TEACHING SALARIES	296,614
10-1100-6600		FRINGE BENEFITS	92,000
10-1100-7000		SUPPLIES AND SERVICES	<u>12,000</u>
			<u>400,614</u>
10-1103-5000	REMEDICATION - DEVELOPMENTAL	TEACHING SALARIES	166,400
10-1103-5200		ADJUNCTS	49,000
10-1103-6600		FRINGE BENEFITS	58,000
10-1103-7000		SUPPLIES AND SERVICES	<u>4,000</u>
			<u>277,400</u>
10-1105-5400	CENTER FOR WEB-BASED LEARNING	ADMINISTRATIVE SALARIES	38,076
10-1105-5500		CLASSIFIED SALARIES	43,961
10-1105-6600		FRINGE BENEFITS	27,000
10-1105-7000		SUPPLIES AND SERVICES	2,700
10-1105-7200		TRAVEL	<u>1,875</u>
			<u>113,612</u>
10-1110-5000	BUSINESS PROGRAM	TEACHING SALARIES	134,116
10-1110-6600		FRINGE BENEFITS	45,093
10-1110-7000		SUPPLIES AND SERVICES	<u>4,000</u>
			<u>183,209</u>
10-1132-5000	AVIATION PROGRAM	TEACHING SALARIES	205,039
10-1132-5400		ADMINISTRATIVE SALARIES	15,693
10-1132-6600		FRINGE BENEFITS	66,000
10-1132-7000		SUPPLIES AND SERVICES	9,000
10-1132-7200		TRAVEL	2,100
10-1132-7500		LEASES	3,700
10-1132-7999		CONTINGENCY	<u>10,000</u>
			<u>311,532</u>
10-1133-7000	AVIATION PROGRAM-OFF CAMPUS	SUPPLIES AND SERVICES	<u>45,000</u>
10-1140-5000	NURSING PROGRAM	TEACHING SALARIES	185,231
10-1140-5400		ADMINISTRATIVE SALARIES	60,000
10-1140-6600		FRINGE BENEFITS	71,000
10-1140-7000		SUPPLIES AND SERVICES	35,540
10-1140-7200		TRAVEL	<u>1,575</u>
			<u>353,346</u>
10-1150-5000	INDUSTRIAL TECHNOLOGIES	TEACHING SALARIES	100,682



**SOUTHERN ARKANSAS UNIVERSITY TECH  
EXPENSE REPORT  
BY DEPARTMENT, FUNCTION AND FUND  
FOR THE YEAR ENDED JUNE 30, 2015**

10-1150-6600	FRINGE BENEFITS	30,439
10-1150-7000	SUPPLIES AND SERVICES	20,000
		<u>151,121</u>
10-1151-5000 WELDING ACADEMY - MAGNOLIA	TEACHING SALARIES	46,125
10-1151-5200	ADJUNCTS	45,000
10-1151-5400	ADMINISTRATIVE SALARIES	2,400
10-1151-6600	FRINGE BENEFITS	25,707
10-1151-7000	SUPPLIES AND SERVICES	60,000
10-1151-7200	TRAVEL	3,000
10-1151-7400	EQUIPMENT	51,105
		<u>233,337</u>
10-1155-5000 COMPUTER SCIENCE PROGRAM	TEACHING SALARIES	91,308
10-1155-6600	FRINGE BENEFITS	30,624
10-1155-7000	SUPPLIES AND SERVICES	20,000
		<u>141,932</u>
10-1160-5000 MULTI-MEDIA GRAPHICS	TEACHING SALARIES	130,093
10-1160-6600	FRINGE BENEFITS	42,000
10-1160-7000	SUPPLIES AND SERVICES	20,000
10-1160-7200	TRAVEL	1,875
		<u>193,968</u>
10-1172-5700 TEACHER EDUCATION PROGRAM	EXTRA HELP	3,000
10-1172-6600	FRINGE BENEFITS	426
10-1172-7000	SUPPLIES AND SERVICES	2,000
10-1172-7200	TRAVEL	1,875
		<u>7,301</u>
		<u>3,551,372</u>
TOTAL FOR INSTRUCTION		
10-2100-5200 BUSINESS & INDUSTRY PROGRAM	ADJUNCTS	30,000
10-2100-5400	ADMINISTRATIVE SALARIES	65,512
10-2100-5500	CLASSIFIED SALARIES	25,773
10-2100-6600	FRINGE BENEFITS	34,000
10-2100-7000	SUPPLIES AND SERVICES	9,000
10-2100-7200	TRAVEL	5,250
10-2100-7400	EQUIPMENT	5,000
		<u>174,535</u>
		<u>174,535</u>
TOTAL FOR PUBLIC SERVICE		

**SOUTHERN ARKANSAS UNIVERSITY TECH  
EXPENSE REPORT  
BY DEPARTMENT, FUNCTION AND FUND  
FOR THE YEAR ENDED JUNE 30, 2015**

10-3300-5400 VC ACADEMICS	ADMINISTRATIVE SALARIES	94,363
10-3300-5500	CLASSIFIED SALARIES	47,600
10-3300-5700	EXTRA HELP	20,250
10-3300-6600	FRINGE BENEFITS	55,000
10-3300-7000	SUPPLIES AND SERVICES	5,000
10-3300-7200	TRAVEL	<u>5,400</u>
		<u>227,613</u>
10-3301-7000 ACADEMIC PROGRAM IMPROVEMENT	SUPPLIES AND SERVICES	<u>45,000</u>
10-3330-7000 FACULTY DEVELOPMENT	SUPPLIES AND SERVICES	7,000
10-3330-7200	TRAVEL	<u>5,625</u>
		<u>12,625</u>
10-3331-7200 FACULTY SENATE TRAVEL	TRAVEL	<u>15,000</u>
10-3350-5400 LEARNING RESOURCE CENTER	ADMINISTRATIVE SALARIES	66,006
10-3350-5500	CLASSIFIED SALARIES	44,091
10-3350-6600	FRINGE BENEFITS	36,000
10-3350-7000	SUPPLIES AND SERVICES	17,800
10-3350-7200	TRAVEL	2,625
10-3350-7300	LIBRARY HOLDINGS	<u>19,923</u>
		<u>186,445</u>
10-3355-5400 TUTORING CENTER	ADMINISTRATIVE SALARIES	47,893
10-3355-5700	EXTRA HELP	60,000
10-3355-6600	FRINGE BENEFITS	20,000
10-3355-7000	SUPPLIES AND SERVICES	<u>1,000</u>
		<u>128,893</u>
10-3360-5400 SECONDARY EDUCATION	ADMINISTRATIVE SALARIES	67,456
10-3360-5500	CLASSIFIED SALARIES	48,037
10-3360-6600	FRINGE BENEFITS	39,203
10-3360-7000	SUPPLIES AND SERVICES	14,000
10-3360-7200	TRAVEL	<u>3,750</u>
		<u>172,446</u>
		<u>788,022</u>
TOTAL FOR ACADEMIC SUPPORT		
10-4400-7000 BOARD OF TRUSTEES	SUPPLIES AND SERVICES	<u>500</u>
10-4405-5400 CHANCELLORS OFFICE	ADMINISTRATIVE SALARIES	186,736
10-4405-6600	FRINGE BENEFITS	60,973
10-4405-7000	SUPPLIES AND SERVICES	3,750
10-4405-7200	TRAVEL	<u>7,500</u>
		<u>258,959</u>

**SOUTHERN ARKANSAS UNIVERSITY TECH  
EXPENSE REPORT  
BY DEPARTMENT, FUNCTION AND FUND  
FOR THE YEAR ENDED JUNE 30, 2015**

10-4406-7000 CHARLES ROSS CENTER	SUPPLIES AND SERVICES	<u>2,000</u>
10-4407-5400 VC INFORMATION TECHNOLOGY	ADMINISTRATIVE SALARIES	38,075
10-4407-5500	CLASSIFIED SALARIES	37,902
	FRINGE BENEFITS	25,000
10-4407-7000	SUPPLIES AND SERVICES	10,000
10-4407-7200	TRAVEL	1,875
10-4407-7500	COMPUTER LEASE	185,000
10-4407-7400	EQUIPMENT	<u>25,000</u>
		<u>322,852</u>
10-4408-5400 LEGAL - GOVERNMENTAL AFFAIRS	ADMINISTRATIVE SALARIES	23,290
10-4408-6600	FRINGE BENEFITS	<u>6,710</u>
		<u>30,000</u>
10-4410-5400 VC PLANNING/ACCOUNTABILITY/DEVELOPMENT	ADMINISTRATIVE SALARIES	73,548
10-4410-5500	CLASSIFIED SALARIES	29,573
10-4410-6600	FRINGE BENEFITS	29,516
10-4410-7000	SUPPLIES AND SERVICES	2,000
10-4410-7200	TRAVEL	<u>3,500</u>
		<u>138,137</u>
10-4412-5400 INSTITUTIONAL RESEARCH	ADMINISTRATIVE SALARIES	44,895
10-4412-6600	FRINGE BENEFITS	13,307
10-4412-7000	SUPPLIES AND SERVICES	7,695
10-4412-7200	TRAVEL	<u>1,500</u>
		<u>67,397</u>
10-4411-5400 MARKETING & PUBLIC RELATIONS	ADMINISTRATIVE SALARIES	53,987
10-4411-5500	CLASSIFIED SALARIES	21,827
10-4411-5700	EXTRA HELP	10,000
10-4411-6600	FRINGE BENEFITS	24,000
10-4411-7000	SUPPLIES AND SERVICES	140,461
10-4411-7200	TRAVEL	<u>1,463</u>
		<u>251,738</u>
10-4415-5400 INFORMATION TECHNOLOGY SERVICES	ADMINISTRATIVE SALARIES	68,874
10-4415-5500	CLASSIFIED SALARIES	147,172
10-4415-5700	EXTRA HELP	6,450
10-4415-6600	FRINGE BENEFITS	69,000
10-4415-7000	SUPPLIES AND SERVICES	12,000
10-4415-7200	TRAVEL	4,500
10-4415-7400	EQUIPMENT	<u>243,725</u>
		<u>551,721</u>
10-4420-5500 CAMPUS POLICE DEPARTMENT	CLASSIFIED SALARIES	130,867
10-4420-5700	EXTRA HELP	26,250
10-4420-6600	FRINGE BENEFITS	48,000
10-4420-7000	SUPPLIES AND SERVICES	8,000

**SOUTHERN ARKANSAS UNIVERSITY TECH  
EXPENSE REPORT  
BY DEPARTMENT, FUNCTION AND FUND  
FOR THE YEAR ENDED JUNE 30, 2015**

10-4420-7200	TRAVEL	3,000
10-4420-7400	EQUIPMENT	<u>5,000</u>
		<u>221,117</u>
10-4425-7000 MOTOR POOL	SUPPLIES AND SERVICES	37,000
10-4425-7200	TRAVEL	750
10-4425-7400	EQUIPMENT	<u>20,000</u>
		<u>57,750</u>
10-4430-7000 TELEPHONE	SUPPLIES AND SERVICES	<u>51,000</u>
10-4435-7000 LOBBY PHOTOCOPIER	SUPPLIES AND SERVICES	1,500
10-4435-7500	LEASES AND RENTALS	<u>25,000</u>
		<u>26,500</u>
10-4436-7500 MANAGED PRINT SERVICES	SUPPLIES AND SERVICES	<u>35,000</u>
10-4450-5400 BUSINESS OFFICE	ADMINISTRATIVE SALARIES	106,601
10-4450-5500	CLASSIFIED SALARIES	165,439
10-4450-6600	FRINGE BENEFITS	90,000
10-4450-7000	SUPPLIES AND SERVICES	12,000
10-4450-7200	TRAVEL	<u>3,375</u>
		<u>377,415</u>
10-4451-5400 HUMAN RESOURCES OFFICE	ADMINISTRATIVE SALARIES	38,950
10-4451-6600	FRINGE BENEFITS	14,019
10-4451-7000	SUPPLIES AND SERVICES	6,500
10-4451-7100	ADVERTISING & RECRUITING	12,000
10-4451-7200	TRAVEL	<u>1,875</u>
		<u>73,344</u>
10-4453-5400 VC FINANCE & ADMINISTRATION	ADMINISTRATIVE SALARIES	97,363
10-4453-6600	FRINGE BENEFITS	23,000
10-4453-7000	SUPPLIES AND SERVICES	1,500
10-4453-7200	TRAVEL	<u>4,125</u>
		<u>125,988</u>
10-4454-5400 SALARY/FRINGE RESERVE	RESERVE	<u>98,000</u>
10-4460-7000 CENTRAL STORE OPERATION	SUPPLIES AND SERVICES	<u>25,000</u>
10-4465-7000 POST OFFICE	SUPPLIES AND SERVICES	<u>60,000</u>
10-4470-7000 COMMENCEMENT	SUPPLIES AND SERVICES	<u>7,000</u>
10-4471-7000 SHIPPING AND RECEIVING	SUPPLIES AND SERVICES	<u>500</u>
10-4472-7000 LEGAL and AUDIT SERVICES	SUPPLIES AND SERVICES	<u>10,000</u>
10-4474-7000 CONSULTANT SERVICES	SUPPLIES AND SERVICES	<u>22,500</u>

**SOUTHERN ARKANSAS UNIVERSITY TECH  
EXPENSE REPORT  
BY DEPARTMENT, FUNCTION AND FUND  
FOR THE YEAR ENDED JUNE 30, 2015**

10-4476-7000 INSTITUTIONAL MEMBERSHIPS	SUPPLIES AND SERVICES	<u>35,000</u>
10-4477-7000 ASSESSMENT COMMITTEE DEVELOPMENT	SUPPLIES AND SERVICES	<u>4,240</u>
10-4478-7000 OFFICIAL FUNCTIONS	SUPPLIES AND SERVICES	<u>11,000</u>
10-4480-7000 NORTH CENTRAL ASSOCIATION	SUPPLIES AND SERVICES	<u>7,775</u>
10-4482-7000 CONSUMER USE TAX	SUPPLIES AND SERVICES	<u>18,000</u>
10-4490-7000 COLLECTION AGENCY EXPENSE	SUPPLIES AND SERVICES	<u>3,000</u>
10-4494-7000 CLASSIFIED ORGANIZATION	SUPPLIES AND SERVICES	<u>800</u>
10-4497-7000 BANKING EXPENSE	SUPPLIES AND SERVICES	<u>10,000</u>
10-4499-7000 COBRA ADMINISTRATIVE EXPENSE	SUPPLIES AND SERVICES	<u>500</u>
10-7732-6600 EMPLOYEE AND DEPENDENT WAIVER BENEFIT	FRINGE BENEFITS	<u>73,500</u>
TOTAL FOR INSTITUTIONAL SUPPORT		<u>2,978,233</u>
10-5505-5400 VC STUDENT SERVICES	ADMINISTRATIVE SALARIES	97,363
10-5505-5500	CLASSIFIED SALARIES	25,268
10-5505-6600	FRINGE BENEFITS	37,000
10-5505-7000	SUPPLIES AND SERVICES	3,900
10-5505-7200	TRAVEL	<u>3,750</u>
		<u>167,281</u>
10-5510-5400 REGISTRAR	ADMINISTRATIVE SALARIES	55,681
10-5510-5500	CLASSIFIED SALARIES	51,663
10-5510-6600	FRINGE BENEFITS	37,000
10-5510-7000	SUPPLIES AND SERVICES	4,500
10-5510-7200	TRAVEL	<u>3,000</u>
		<u>151,844</u>
10-5520-5400 COUNSELING & TESTING	ADMINISTRATIVE SALARIES	124,888
10-5520-5500	CLASSIFIED SALARIES	43,654
10-5520-6600	FRINGE BENEFITS	60,000
10-5520-7000	SUPPLIES AND SERVICES	10,000
10-5520-7200	TRAVEL	<u>3,000</u>
		<u>241,542</u>
10-5522-7000 STUDENT ORIENTATION AND REGISTRATION	SUPPLIES AND SERVICES	<u>6,200</u>
10-5530-5400 ADMISSIONS/PLACEMENT	ADMINISTRATIVE SALARIES	34,940
10-5530-5500	CLASSIFIED SALARIES	19,232
10-5530-6600	FRINGE BENEFITS	19,200

**SOUTHERN ARKANSAS UNIVERSITY TECH  
EXPENSE REPORT  
BY DEPARTMENT, FUNCTION AND FUND  
FOR THE YEAR ENDED JUNE 30, 2015**

10-5530-7000		SUPPLIES AND SERVICES	4,500
10-5530-7200		TRAVEL	375
			<hr/>
			78,247
10-5560-5400 STUDENT FINANCIAL AID		ADMINISTRATIVE SALARIES	47,000
10-5560-5500		CLASSIFIED SALARIES	77,075
10-5560-6600		FRINGE BENEFITS	46,000
10-5560-7000		SUPPLIES AND SERVICES	17,800
10-5560-7200		TRAVEL	3,600
			<hr/>
			191,475
10-5570-5400 STUDENT LIFE		ADMINISTRATIVE SALARIES	24,500
10-5570-5500		CLASSIFIED SALARIES	12,032
10-5570-5700		EXTRA HELP	1,500
10-5570-6600		FRINGE BENEFITS	13,266
10-5570-7000		SUPPLIES AND SERVICES	11,000
10-5570-7200		TRAVEL	375
			<hr/>
			62,673
10-5572-5400 STUDENT RECRUITING		ADMINISTRATIVE SALARIES	49,500
10-5572-5700		EXTRA HELP	1,650
10-5572-6600		FRINGE BENEFITS	19,500
10-5572-7000		SUPPLIES AND SERVICES	16,000
10-5572-7200		TRAVEL	5,250
			<hr/>
			91,900
10-5585-7000 DISABILITY SERVICES		SUPPLIES AND SERVICES	3,000
			<hr/>
			994,162
TOTAL FOR STUDENT SERVICES			<hr/>
10-6605-5400 PHYSICAL PLANT ADMINISTRATION		ADMINISTRATIVE SALARIES	67,005
10-6605-5500		CLASSIFIED SALARIES	82,897
10-6605-6600		FRINGE BENEFITS	39,000
10-6605-7000		SUPPLIES AND SERVICES	11,000
10-6605-7200		TRAVEL	3,000
10-6605-7400		EQUIPMENT	12,000
			<hr/>
			214,902
10-6610-5500 BUILDING MAINTENANCE		CLASSIFIED SALARIES	238,679
10-6610-5700		EXTRA HELP	4,250
10-6610-6600		FRINGE BENEFITS	116,000
10-6610-7000		SUPPLIES AND SERVICES	37,000
10-6610-7400		EQUIPMENT	12,000
			<hr/>
			407,929
10-6620-5500 GROUNDS MAINTENANCE		CLASSIFIED SALARIES	186,303
10-6620-6600		FRINGE BENEFITS	82,000
10-6620-7000		SUPPLIES AND SERVICES	50,000

**SOUTHERN ARKANSAS UNIVERSITY TECH  
EXPENSE REPORT  
BY DEPARTMENT, FUNCTION AND FUND  
FOR THE YEAR ENDED JUNE 30, 2015**

10-6620-7400	EQUIPMENT	<u>8,500</u>
		<u>326,803</u>
10-6630-7750 INSTITUTIONAL INSURANCE	PROPERTY INSURANCE	45,000
10-6630-7755	LIABILITY INSURANCE	750
10-6630-7757	AUTO INSURANCE	<u>10,000</u>
		<u>55,750</u>
10-6640-7770 UTILITIES	UTILITIES	380,000
10-6641-7770 UTILITIES - Magnolia		<u>25,000</u>
		<u>405,000</u>
		<u>1,410,384</u>
TOTAL FOR PHYSICAL PLANT		
10-7705-7600 ACADEMIC SCHOLARSHIP	SCHOLARSHIPS	<u>73,220</u>
10-7710-7600 DUAL CREDIT SCHOLARSHIP	SCHOLARSHIPS	<u>289,000</u>
10-7715-7600 GED SCHOLARSHIP	SCHOLARSHIPS	<u>35,640</u>
10-7717-7600 PUBLIC SERVICE SCHOLARSHIP	SCHOLARSHIPS	<u>100,000</u>
10-7721-7600 VAL/SAL	SCHOLARSHIPS	<u>9,160</u>
10-7722-7600 MERIT	SCHOLARSHIPS	<u>214,440</u>
10-7723-7600 STUDENT LIFE AMBASSADOR	SCHOLARSHIPS	<u>12,480</u>
10-7724-7600 STUDENT LIFE AMBASSADOR Workstudy	SCHOLARSHIPS	<u>13,920</u>
10-7725-7600 NURSING	SCHOLARSHIPS	<u>17,712</u>
10-7727-7600 CONCURRENT AWARD	SCHOLARSHIPS	<u>61,200</u>
10-7729-7600 BORDER COUNTY WAIVER	SCHOLARSHIPS	<u>500</u>
10-7730-7600 SENIOR CITIZEN WAIVER	SCHOLARSHIPS	<u>16,000</u>
10-7731-7600 AR NATIONAL GUARD WAIVER	SCHOLARSHIPS	<u>30,000</u>
10-7735-7600 MILITARY ACTIVATION	SCHOLARSHIPS	<u>500</u>
10-7736-7600 MISCELLANEOUS	SCHOLARSHIPS	<u>15,000</u>
10-7737-7600 CIRCUMSTANCE/OPPORTUNITY SCHOLARSHIP	SCHOLARSHIPS	<u>6,480</u>
10-7740-7600 NON-TRADITIONAL SCHOLARSHIP	SCHOLARSHIPS	<u>8,000</u>
10-7752-7600 WELDING	SCHOLARSHIPS	<u>4,095</u>
10-7755-7600 FIRE OCCUPATIONAL SCHOLARSHIP	SCHOLARSHIPS	<u>255,150</u>

**SOUTHERN ARKANSAS UNIVERSITY TECH  
EXPENSE REPORT  
BY DEPARTMENT, FUNCTION AND FUND  
FOR THE YEAR ENDED JUNE 30, 2015**

10-7756-7600 LAW OCCUPATIONAL SCHOLARSHIP	SCHOLARSHIPS	552,420
10-7757-7600 ACADEMIC CHALLENGE SUPPORT	SCHOLARSHIPS	95,000
TOTAL FOR SCHOLARSHIPS & WAIVERS		1,809,917
10-9100-9900 C. ROSS CTR. DEBT SER TRANSFER	MANDATORY TRANSFER	32,969
10-9200-9900 LRC DEBT SERVICE TRANSFER	MANDATORY TRANSFER	32,969
10-9600-9900 STUDENT CENTER DEBT SERV TRANSFER	MANDATORY TRANSFER	338,737
10-9820-9900 FACILITY USE FEE TRANSFER	MANDATORY TRANSFER	77,806
TOTAL FOR TRANSFERS		482,481
TOTAL FOR EDUCATIONAL & GENERAL		\$ 12,189,106
20-4575-5500 STUDENT APARTMENTS	CLASSIFIED SALARIES	\$ 31,505
20-4575-5700	EXTRA HELP	28,000
20-4575-6600	FRINGE BENEFITS	15,857
20-4575-7000	SUPPLIES AND SERVICES	16,500
20-4575-7200	TRAVEL	3,000
20-4575-7400	EQUIPMENT	16,500
20-4575-7500	DEBT SERVICE/LEASE	98,100
TOTAL FOR STUDENT APARTMENTS		209,462
TOTAL FOR AUXILIARY		\$ 209,462







**ARKANSAS FIRE TRAINING ACADEMY  
COMPARISON OF PRIOR YEAR TO CURRENT YEAR (BUDGET)--  
24 LINE REPORT  
FOR THE YEAR ENDED JUNE 30, 2015**

<b>REVENUE:</b>		<b>2013-2014</b>	<b>2014-2015</b>	<b>Difference</b>	<b>% of Total</b>
1	TUITION	\$ 211,684	\$ 231,080	\$ 19,396	11.57%
2	OTHER STUDENT FEES			-	0.00%
3	STATE APPROPRIATIONS	1,737,156	1,739,218	2,062	87.11%
4	GIFTS AND GRANTS			-	0.00%
5	SALES AND SERVICES	22,490	26,340	3,850	1.32%
6	OTHER			-	0.00%
7	<b>TOTAL E&amp;G REVENUE</b>	<b>1,971,330</b>	<b>1,996,638</b>	<b>25,308</b>	<b>100.00%</b>
8	AUXILIARY REVENUE				
9	<b>TOTAL OPERATING REVENUES</b>	<b>1,971,330</b>	<b>1,996,638</b>	<b>25,308</b>	<b>100.00%</b>
<b>EXPENDITURES:</b>					
10	SALARIES	978,847	939,676	(39,171)	47.06%
11	EXTRA HELP	69,000	90,200	21,200	4.52%
12	FRINGE BENEFITS	253,858	253,857	(1)	12.71%
13	SUPPLIES AND SERVICES	538,785	591,505	52,720	29.63%
14	TRAVEL	31,361	26,500	(4,861)	1.33%
15	UTILITIES	54,769	55,000	231	2.75%
16	INSURANCE	22,781	22,900	119	1.15%
17	SCHOLARSHIPS			-	0.00%
18	EQUIPMENT	21,929	17,000	(4,929)	0.85%
19	LIBRARY HOLDINGS			-	0.00%
20	TRANSFERS TO (FROM) OTHER FUNDS			-	0.00%
21	DEBT SERVICE			-	0.00%
22	MAINTENANCE & SERVICE CONTRACTS			-	0.00%
23	<b>TOTAL OPERATING EXPENDITURES</b>	<b>1,971,330</b>	<b>1,996,638</b>	<b>25,308</b>	<b>100.00%</b>
24	<b>SURPLUS/(DEFICIT)</b>	<b>\$ -</b>	<b>\$ -</b>		

## **NOTES TO THE 24 LINE REPORT – Arkansas Fire Training Academy**

### **REVENUE**

Tuition and Fees are based on the 2013-2014 projections.

Sales and Services are based on the 2013-2014 projections.

State General Revenue includes a slight increase in EETF to \$1,739,218.

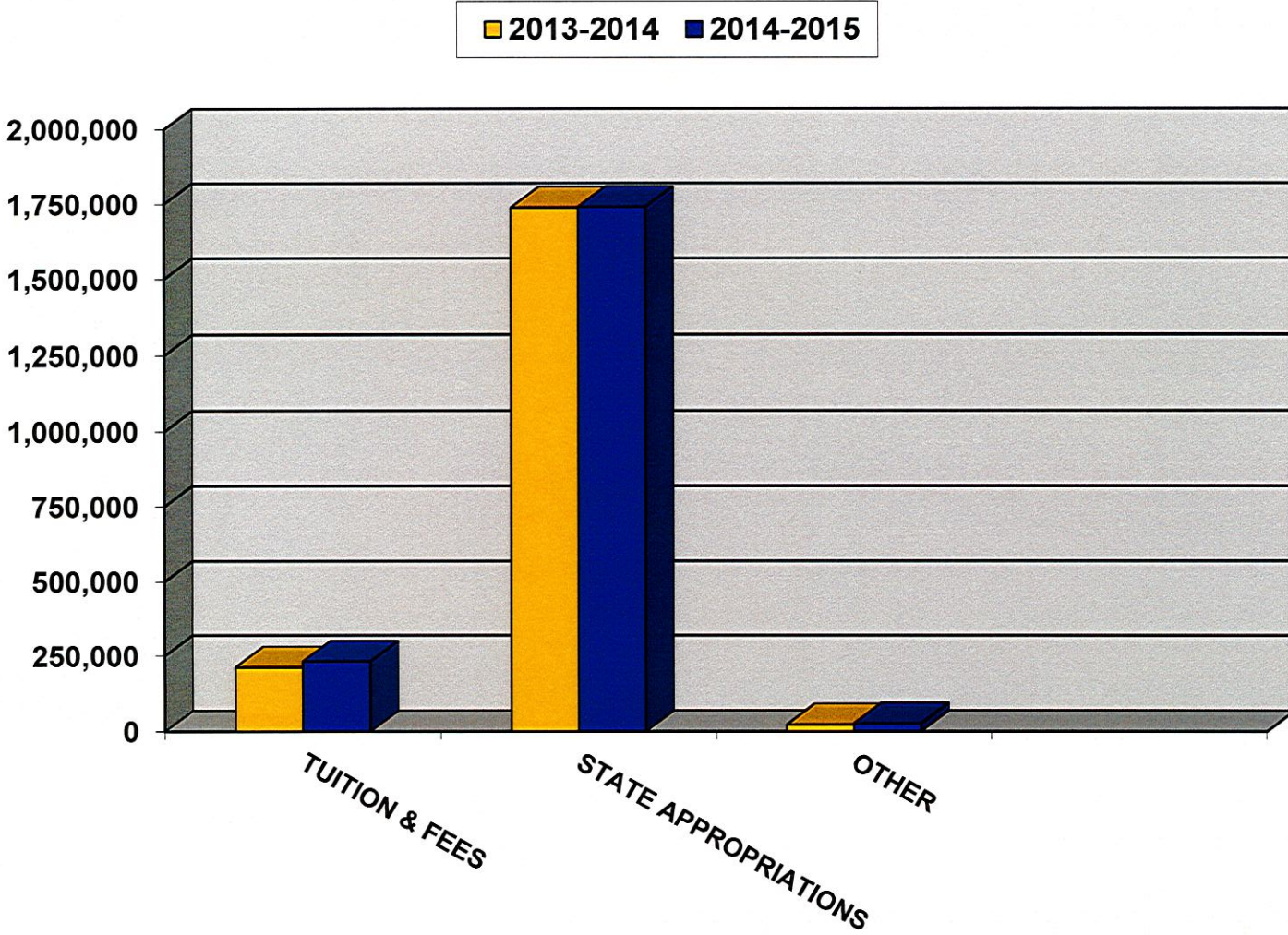
### **EXPENDITURES**

Faculty, Administrative and Classified salaries will be reviewed in the fall semester.

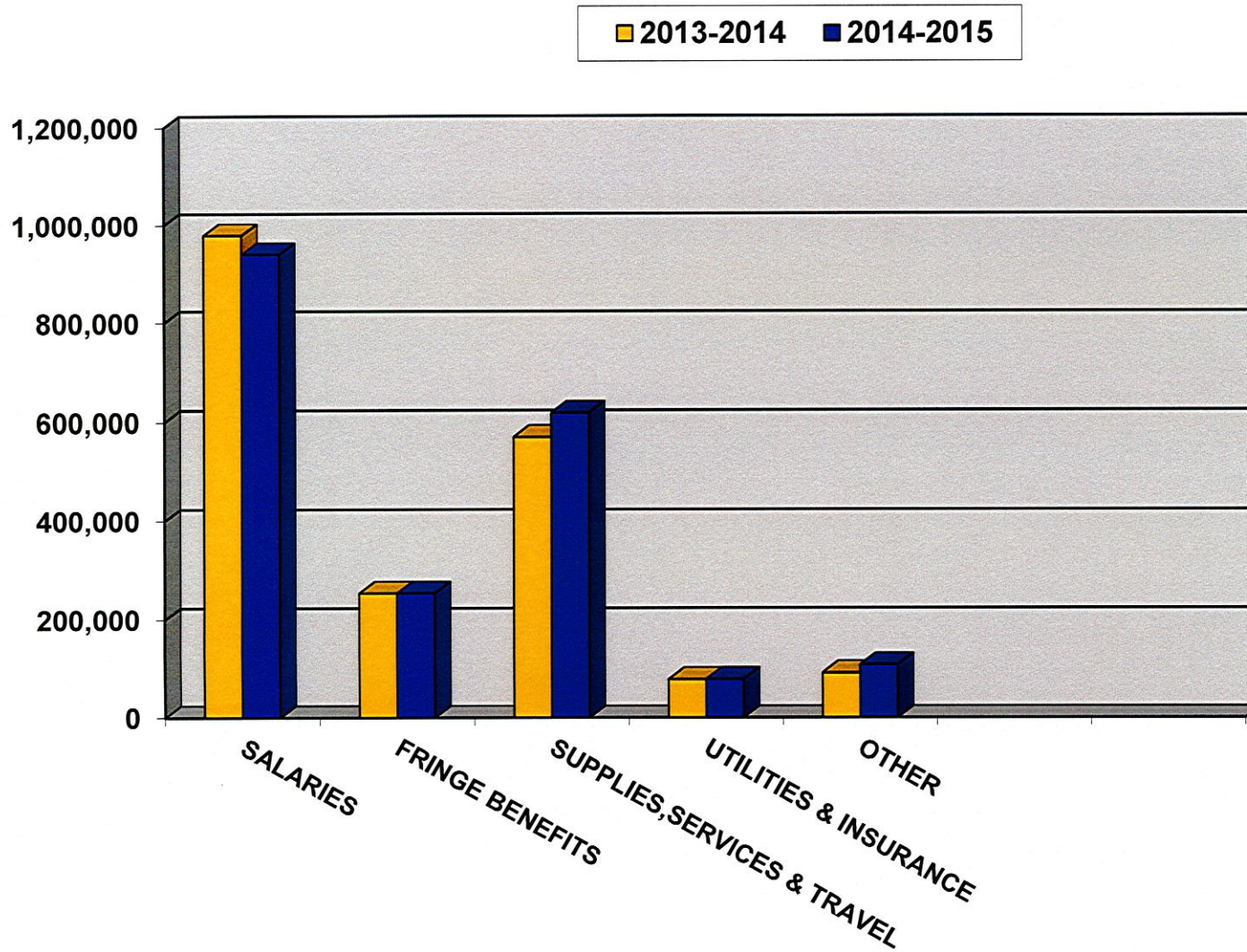
Fringe Benefits include a 4.07% increase in the employee health insurance premium.

Supply and travel budgets include slight adjustments based on 2013-2014 actual expenses.

ARKANSAS FIRE TRAINING ACADEMY  
COMPARISON OF 24-LINE REPORT REVENUE  
FOR THE YEAR ENDED JUNE 30, 2015



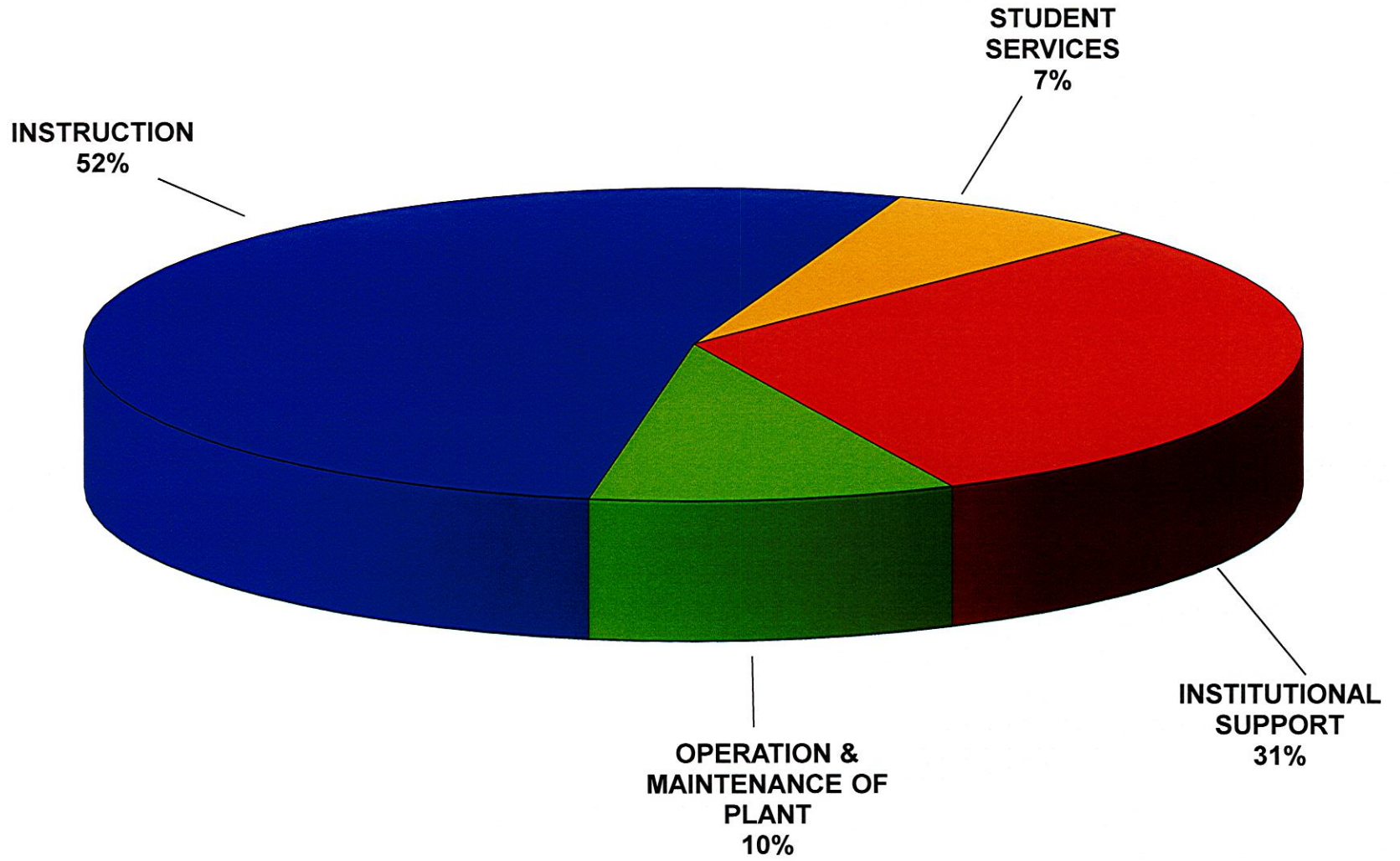
ARKANSAS FIRE TRAINING ACADEMY  
COMPARISON OF 24-LINE REPORT EXPENDITURES  
FOR THE YEAR ENDED JUNE 30, 2015



**ARKANSAS FIRE TRAINING ACADEMY  
CURRENT FUND EXPENDITURES--UNRESTRICTED EDUCATIONAL GENERAL (BUDGET)  
MAJOR OBJECT CLASSIFICATION  
FOR THE YEAR ENDED JUNE 30, 2015**

	SALARIES	EXTRA HELP	BENEFITS	EXPENSES SUPPLIES	DEBT SERVICE	CAPITAL OUTLAY	TRANSFERS	TOTAL
INSTRUCTION								
TEACHING SALARIES	\$ 511,913							\$ 511,913
DEPT. OPERATING EXPENSE	163,672	\$ 90,200	\$ 172,323	\$ 105,000		\$ 10,000		541,195
TOTAL INSTRUCTION	<u>675,585</u>	<u>90,200</u>	<u>172,323</u>	<u>105,000</u>		<u>10,000</u>		<u>1,053,108</u>
RESEARCH								
PUBLIC SERVICE								
ACADEMIC SUPPORT								
LIBRARIES								
OTHER ACADEMIC SUPPORT								
TOTAL ACADEMIC SUPPORT								
STUDENT SERVICES				140,400				140,400
INSTITUTIONAL SUPPORT	221,683		70,724	309,605		7,000		609,012
OPERATION & MAINTENANCE OF PLANT								
UTILITIES				46,000				46,000
OTHER OPERATION & MAINTENANCE	42,408		10,810	94,900				148,118
TOTAL OPERATION & MAINTENANCE OF PLANT	<u>42,408</u>		<u>10,810</u>	<u>140,900</u>				<u>194,118</u>
SCHOLARSHIPS								
DEBT SERVICE								
SUB-TOTAL	<u>939,676</u>	<u>90,200</u>	<u>253,857</u>	<u>695,905</u>		<u>17,000</u>		<u>1,996,638</u>
TRANSFERS								
MANDATORY								
NON-MANDATORY								
TOTAL EXPENDITURES & TRANSFERS	<u>\$ 939,676</u>	<u>\$ 90,200</u>	<u>\$ 253,857</u>	<u>\$ 695,905</u>		<u>\$ 17,000</u>		<u>\$ 1,996,638</u>

ARKANSAS FIRE TRAINING ACADEMY  
EDUCATIONAL & GENERAL EXPENDITURES  
FOR THE YEAR ENDED JUNE 30, 2015





**ARKANSAS FIRE TRAINING ACADEMY  
REVENUE REPORT  
BY DEPARTMENT, FUNCTION AND FUND  
FOR THE YEAR ENDED JUNE 30, 2015**

Account #	Account Title	Amount
11-0100-4180	INTERNATIONAL STUDENT TUITION	\$ 91,080
11-0100-4506	FTA INDUSTRIAL INCOME	80,000
11-0100-4507	EMS TRAINING REVENUE	<u>60,000</u>
TOTAL TUITION AND FEES		<u>231,080</u>
11-0200-4205	STATE APPROPRIATIONS - GENERAL REVENUE/ED EXCELLENCE	<u>1,739,218</u>
TOTAL STATE APPROPRIATIONS		<u>1,739,218</u>
11-0300-4405	FTA BOOKCENTER SALES COMMISSION	8,000
11-0300-4406	IFSAC CERTIFICATION REVENUE	11,290
11-0300-4407	STATEWIDE TRAINING PATCH PROG	200
11-0400-4535	OTHER INCOME	<u>6,850</u>
TOTAL SALES AND SERVICES		<u>26,340</u>
TOTAL EDUCATIONAL & GENERAL REVENUE		<u><u>\$ 1,996,638</u></u>

**ARKANSAS FIRE TRAINING ACADEMY  
E & G AND AUXILIARY EXPENSE REPORT  
FOR THE YEAR ENDED JUNE 30, 2015**

Account #	Department	Account Title	Amount
11-1190-5000	FIRE FIGHTERS STANDARDS PROGRAM	TEACHING SALARIES	\$ 144,294
11-1192-5000	EMERGENCY MEDICAL SERVICES PROG		48,098
11-1194-5000	STATE/REGIONAL PROGRAM		<u>243,765</u>
TOTAL FOR TEACHING SALARIES			<u>\$ 436,157</u>
11-1190-5200	FIRE FIGHTERS STANDARDS PROGRAM	ADJUNCTS	\$ 10,000
11-1191-5200	JONESBORO SATELLITE		10,000
11-1192-5200	EMERGENCY MEDICAL SERVICES PROG		3,000
11-1193-5200	LINCOLN SATELLITE		5,000
11-1194-5200	STATE/REGIONAL PROGRAM		44,756
11-1196-5200	FTA INDUSTRIAL PROGRAM		<u>3,000</u>
TOTAL FOR ADJUNCTS			<u>\$ 75,756</u>
11-1194-5400	STATE/REGIONAL PROGRAM	ADMINISTRATIVE SALARIES	\$ 61,585
11-4492-5400	FTA INSTITUTIONAL SUPPORT		<u>111,436</u>
TOTAL FOR ADMINISTRATIVE SALARIES			<u>\$ 173,021</u>
11-1190-5500	FIRE FIGHTERS STANDARDS PROGRAM	CLASSIFIED SALARIES	\$ 22,709
11-1192-5500	EMERGENCY MEDICAL SERVICES PROG		19,232
11-1194-5500	STATE/REGIONAL PROGRAM		60,146
11-4492-5500	FTA INSTITUTIONAL SUPPORT		110,247
11-6690-5500	FTA PHYSICAL PLANT MAINTENANCE		<u>42,408</u>
TOTAL FOR CLASSIFIED SALARIES			<u>\$ 254,742</u>
TOTAL FOR REGULAR SALARIES			<u>\$ 939,676</u>
11-1190-5700	FIRE FIGHTERS STANDARDS PROGRAM	EXTRA HELP	\$ 28,200
11-1191-5700	JONESBORO SATELLITE		10,000
11-1193-5700	LINCOLN SATELLITE		10,000
11-1194-5700	STATE/REGIONAL PROGRAM		<u>42,000</u>
TOTAL FOR EXTRA HELP			<u>\$ 90,200</u>
11-1190-6600	FIRE FIGHTERS STANDARDS PROGRAM	ALLOCATED FRINGES	\$ 50,583
11-1191-6600	JONESBORO SATELLITE		2,000
11-1192-6600	EMERGENCY MEDICAL SERVICES PROG		17,841
11-1193-6600	LINCOLN SATELLITE		1,700
11-1194-6600	STATE/REGIONAL PROGRAM		99,799
11-1196-6600	FTA INDUSTRIAL PROGRAM		400
11-4492-6600	FTA INSTITUTIONAL SUPPORT		70,724
11-6690-6600	FTA PHYSICAL PLANT MAINTENANCE		<u>10,810</u>
TOTAL FOR ALLOCATED FRINGES			<u>\$ 253,857</u>

**ARKANSAS FIRE TRAINING ACADEMY  
E & G AND AUXILIARY EXPENSE REPORT  
FOR THE YEAR ENDED JUNE 30, 2015**

Account #	Department	Account Title	Amount
11-1190-7000	FIRE FIGHTERS STANDARDS PROGRAM	SUPPLIES AND SERVICES	\$ 28,000
11-1191-7000	JONESBORO SATELLITE		12,000
11-1192-7000	EMERGENCY MEDICAL SERVICES PROG		12,000
11-1193-7000	LINCOLN SATELLITE		10,000
11-1194-7000	STATE/REGIONAL PROGRAM		10,000
11-1196-7000	FTA INDUSTRIAL PROGRAM		7,500
11-4492-7000	FTA INSTITUTIONAL SUPPORT		125,468
11-4493-7000	CANADIAN TUITION TRANSFER		35,000
11-6690-7000	FTA PHYSICAL PLANT MAINTENANCE		62,000
11-4492-7050	FTA INSTITUTIONAL SUPPORT	ADMINISTRATIVE OVERHEAD	139,137
11-5590-7800	FTA ROOM & BOARD	STUDENT ROOM & BOARD	45,000
11-5591-7800	FIRE FIGHTERS STANDARDS ROOM & BOARD		94,000
11-5592-7800	STATE/REGIONAL ROOM & BOARD		1,400
11-6690-7999	FTA PHYSICAL PLANT MAINTENANCE	CONTINGENCY	10,000
TOTAL FOR SUPPLIES & SERVICES			<u>\$ 591,505</u>
11-1190-7200	FIRE FIGHTERS STANDARDS PROGRAM	TRAVEL	\$ 3,000
11-1192-7200	EMERGENCY MEDICAL SERVICES PROG		1,000
11-1194-7200	STATE/REGIONAL PROGRAM		12,000
11-1196-7200	FTA INDUSTRIAL PROGRAM		500
11-4492-7200	FTA INSTITUTIONAL SUPPORT		10,000
TOTAL FOR TRAVEL			<u>\$ 26,500</u>
11-1190-7400	FIRE FIGHTERS STANDARDS PROGRAM	EQUIPMENT	\$ 10,000
11-4492-7400	FTA INSTITUTIONAL SUPPORT		7,000
TOTAL FOR EQUIPMENT			<u>\$ 17,000</u>
11-6630-7750	PROPERTY INSURANCE	INSTITUTIONAL INSURANCE	\$ 8,500
11-6630-7755	LIABILITY INSURANCE		1,200
11-6630-7757	AUTO INSURANCE		13,200
TOTAL FOR INSTITUTIONAL INSURANCE			<u>\$ 22,900</u>
11-1191-7770	JONESBORO SATELLITE	UTILITIES	\$ 5,500
11-1193-7770	LINCOLN SATELLITE		3,500
11-6640-7770	UTILITIES		46,000
TOTAL FOR UTILITIES			<u>\$ 55,000</u>

**ARKANSAS FIRE TRAINING ACADEMY  
EXPENSE REPORT  
BY DEPARTMENT, FUNCTION AND FUND  
FOR THE YEAR ENDED JUNE 30, 2015**

Account #	Department	Account Title	Amount
11-1190-5000	FIRE FIGHTERS STANDARDS PROGRAM	TEACHING SALARIES	\$ 144,294
11-1190-5200		ADJUNCTS	10,000
11-1190-5500		CLASSIFIED SALARIES	22,709
11-1190-5700		EXTRA HELP	28,200
11-1190-6600		FRINGE BENEFITS	50,583
11-1190-7000		SUPPLIES AND SERVICES	28,000
11-1190-7200		TRAVEL	3,000
11-1190-7400		EQUIPMENT	10,000
			296,786
11-1191-5200	JONESBORO SATELLITE	ADJUNCTS	10,000
11-1191-5700		EXTRA HELP	10,000
11-1191-6600		FRINGE BENEFITS	2,000
11-1191-7000		SUPPLIES AND SERVICES	12,000
11-1191-7770		UTILITIES	5,500
			39,500
11-1192-5000	EMERGENCY MEDICAL SERVICES PROG	TEACHING SALARIES	48,098
11-1192-5200		ADJUNCTS	3,000
11-1192-5500		CLASSIFIED SALARIES	19,232
11-1192-6600		FRINGE BENEFITS	17,841
11-1192-7000		SUPPLIES AND SERVICES	12,000
11-1192-7200		TRAVEL	1,000
			101,171
11-1193-5200	LINCOLN SATELLITE	ADJUNCTS	5,000
11-1193-5700		EXTRA HELP	10,000
11-1193-6600		FRINGE BENEFITS	1,700
11-1193-7000		SUPPLIES AND SERVICES	10,000
11-1193-7770		UTILITIES	3,500
			30,200
11-1194-5000	STATE/REGIONAL PROGRAM	TEACHING SALARIES	243,765
11-1194-5200		ADJUNCTS	44,756
11-1194-5400		ADMINISTRATIVE SALARIES	61,585
11-1194-5500		CLASSIFIED SALARIES	60,146
11-1194-5700		EXTRA HELP	42,000
11-1194-6600		FRINGE BENEFITS	99,799
11-1194-7000		SUPPLIES AND SERVICES	10,000
11-1194-7200		TRAVEL	12,000
			574,051
11-1196-5200	FTA INDUSTRIAL PROGRAM	ADJUNCTS	3,000
11-1196-6600		FRINGE BENEFITS	400
11-1196-7000		SUPPLIES AND SERVICES	7,500
11-1196-7200		TRAVEL	500
			11,400

**ARKANSAS FIRE TRAINING ACADEMY  
EXPENSE REPORT  
BY DEPARTMENT, FUNCTION AND FUND  
FOR THE YEAR ENDED JUNE 30, 2015**

Account #	Department	Account Title	Amount
TOTAL FOR INSTRUCTION			<u>1,053,108</u>
11-4492-5400	FTA INSTITUTIONAL SUPPORT	ADMINISTRATIVE SALARIES	111,436
11-4492-5500		CLASSIFIED SALARIES	110,247
11-4492-6600		FRINGE BENEFITS	70,724
11-4492-7000		SUPPLIES AND SERVICES	125,468
11-4492-7050		ADMINISTRATIVE OVERHEAD	139,137
11-4492-7200		TRAVEL	10,000
11-4492-7400		EQUIPMENT	7,000
11-4493-7000		CANADIAN TUITION TRANSFER	<u>35,000</u>
			<u>609,012</u>
TOTAL FOR INSTITUTIONAL SUPPORT			<u>609,012</u>
11-5590-7800	FTA ROOM & BOARD	STUDENT ROOM & BOARD	<u>45,000</u>
11-5591-7800	FIRE FIGHTERS STANDARDS ROOM & BOARD	STUDENT ROOM & BOARD	<u>94,000</u>
11-5592-7800	STATE/REGIONAL ROOM & BOARD	STUDENT ROOM & BOARD	<u>1,400</u>
TOTAL FOR STUDENT SERVICES			<u>140,400</u>
11-6630-7750	INSTITUTIONAL INSURANCE	PROPERTY INSURANCE	8,500
11-6630-7755		LIABILITY INSURANCE	1,200
11-6630-7757		AUTO INSURANCE	<u>13,200</u>
			<u>22,900</u>
11-6640-7770	UTILITIES	UTILITIES	<u>46,000</u>
11-6690-5500	FTA PHYSICAL PLANT MAINTENANCE	CLASSIFIED SALARIES	42,408
11-6690-6600		FRINGE BENEFITS	10,810
11-6690-7000		SUPPLIES AND SERVICES	62,000
11-6690-7999		CONTINGENCY	<u>10,000</u>
			<u>125,218</u>
TOTAL FOR PHYSICAL PLANT			<u>194,118</u>
TOTAL EDUCATIONAL & GENERAL			<u>\$ 1,996,638</u>

**ARKANSAS ENVIRONMENTAL TRAINING ACADEMY  
COMPARISON OF PRIOR YEAR TO CURRENT YEAR (BUDGET)--  
24 LINE REPORT  
FOR THE YEAR ENDED JUNE 30, 2015**

<b>REVENUE:</b>		<b>2013-2014</b>	<b>2014-2015</b>	<b>Difference</b>	<b>% of Total</b>
1	TUITION	\$ 343,680	\$ 259,600	\$ (84,080)	34.30%
2	OTHER STUDENT FEES			-	0.00%
3	STATE APPROPRIATIONS	402,357	403,172	815	53.27%
4	GIFTS AND GRANTS			-	0.00%
5	SALES AND SERVICES			-	0.00%
6	OTHER		94,073	94,073	12.43%
7	<b>TOTAL E&amp;G REVENUE</b>	<b>746,037</b>	<b>756,845</b>	<b>10,808</b>	<b>100.00%</b>
8	AUXILIARY REVENUE				
9	<b>TOTAL OPERATING REVENUES</b>	<b>746,037</b>	<b>756,845</b>	<b>10,808</b>	<b>100.00%</b>
<b>EXPENDITURES:</b>					
10	SALARIES	440,224	420,719	(19,505)	55.59%
11	EXTRA HELP	2,030		(2,030)	0.00%
12	FRINGE BENEFITS	133,729	133,270	(459)	17.61%
13	SUPPLIES AND SERVICES	126,554	158,856	32,302	20.99%
14	TRAVEL	38,000	37,000	(1,000)	4.89%
15	UTILITIES	2,500	3,000	500	0.40%
16	INSURANCE	3,000	4,000	1,000	0.53%
17	SCHOLARSHIPS			-	0.00%
18	EQUIPMENT			-	0.00%
19	LIBRARY HOLDINGS			-	0.00%
20	TRANSFERS TO (FROM) OTHER FUNDS			-	0.00%
21	DEBT SERVICE			-	0.00%
22	MAINTENANCE & SERVICE CONTRACTS			-	0.00%
23	<b>TOTAL OPERATING EXPENDITURES</b>	<b>746,037</b>	<b>756,845</b>	<b>10,808</b>	<b>100.00%</b>
24	<b>SURPLUS/(DEFICIT)</b>	<b>\$ -</b>	<b>\$ -</b>	<b>-</b>	

## **NOTES TO THE 24 LINE REPORT – Arkansas Environmental Training Academy**

### **REVENUES**

Tuition and Fees are based on the 2013-2014 projections.

State General Revenue includes a slight increase in EETF to \$403,172.

The Camden Brownfield Project contract is reduced to approximately \$60,000.

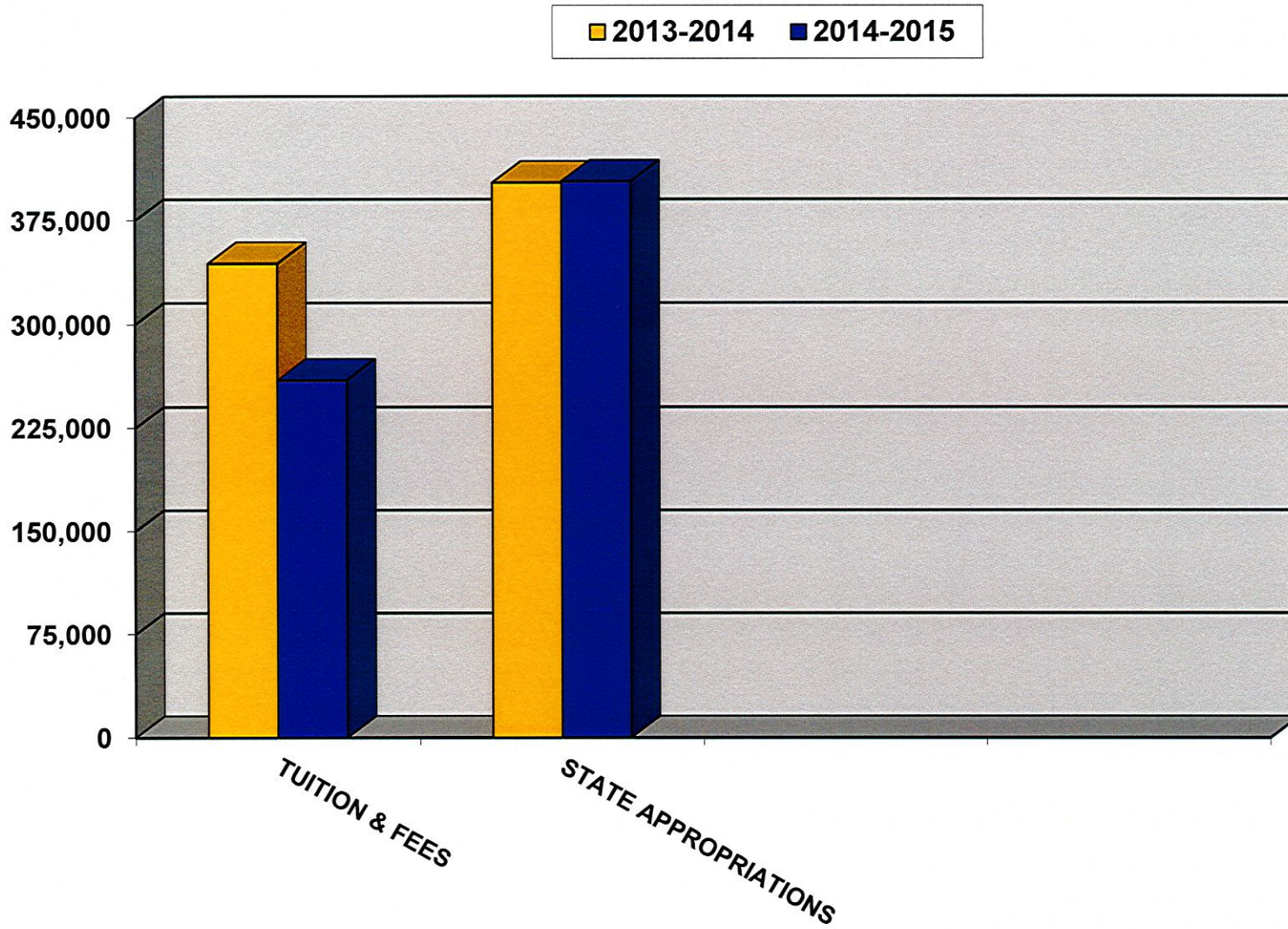
### **EXPENDITURES**

Faculty, Administrative and Classified salaries will be reviewed in the fall semester.

Fringe Benefits include a 4.07% increase in the employee health insurance premium.

Supply and travel budgets include slight adjustments based on 2013-2014 actual expenses.

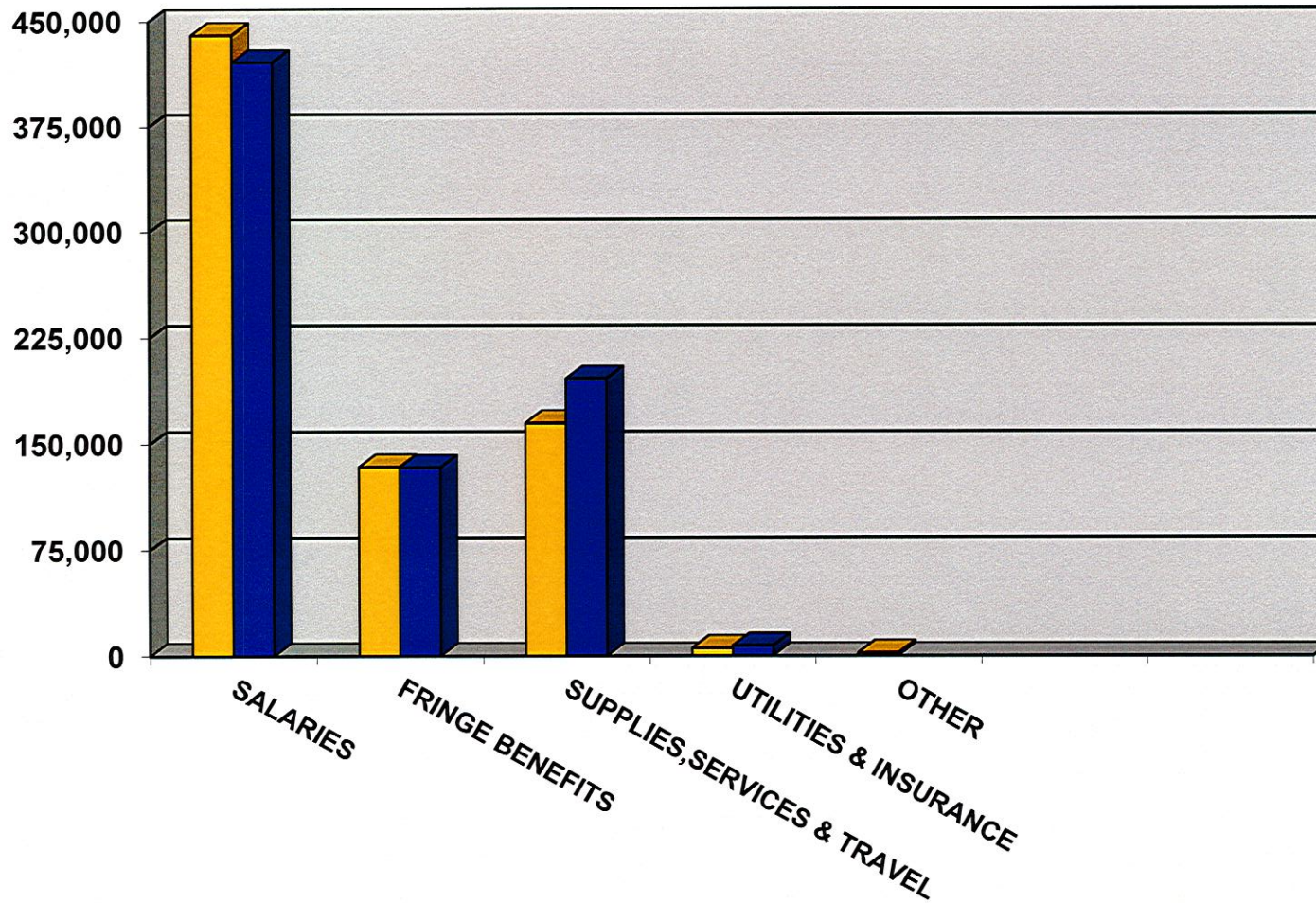
ARKANSAS ENVIRONMENTAL TRAINING ACADEMY  
COMPARISON OF 24-LINE REPORT REVENUE  
FOR THE YEAR ENDED JUNE 30, 2015





ARKANSAS ENVIRONMENTAL TRAINING ACADEMY  
COMPARISON OF 24-LINE REPORT EXPENDITURES  
FOR THE YEAR ENDED JUNE 30, 2015

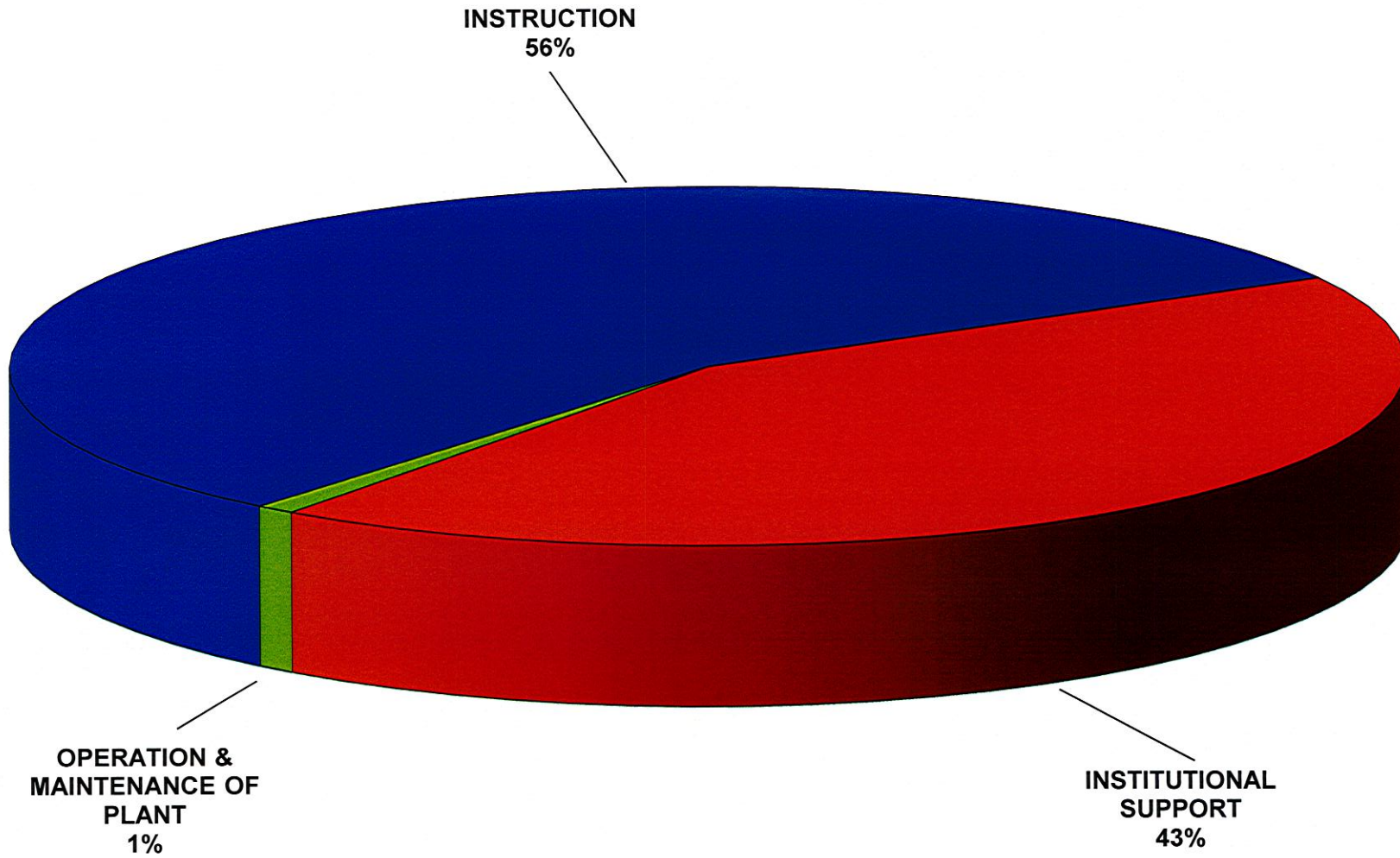
2013-2014 2014-2015



**ARKANSAS ENVIRONMENTAL TRAINING ACADEMY  
 CURRENT FUND EXPENDITURES--UNRESTRICTED EDUCATIONAL GENERAL (BUDGET)  
 MAJOR OBJECT CLASSIFICATION  
 FOR THE YEAR ENDED JUNE 30, 2015**

	SALARIES	EXTRA HELP	BENEFITS	EXPENSES SUPPLIES	DEBT SERVICE	CAPITAL OUTLAY	TRANSFERS	TOTAL
INSTRUCTION								
TEACHING SALARIES	\$ 278,021							\$ 278,021
DEPT. OPERATING EXPENSE			\$ 89,263	\$ 55,500				144,763
TOTAL INSTRUCTION	<u>278,021</u>		<u>89,263</u>	<u>55,500</u>				<u>422,784</u>
RESEARCH								
PUBLIC SERVICE								
ACADEMIC SUPPORT								
LIBRARIES								
OTHER ACADEMIC SUPPORT								
TOTAL ACADEMIC SUPPORT								
STUDENT SERVICES								
INSTITUTIONAL SUPPORT	<u>142,698</u>		<u>44,007</u>	<u>140,356</u>				<u>327,061</u>
OPERATION & MAINTENANCE OF PLANT								
UTILITIES				3,000				3,000
OTHER OPERATION & MAINTENANCE				<u>4,000</u>				<u>4,000</u>
TOTAL OPERATION & MAINTENANCE OF PLANT				<u>7,000</u>				<u>7,000</u>
SCHOLARSHIPS								
DEBT SERVICE								
SUB-TOTAL	<u>420,719</u>		<u>133,270</u>	<u>202,856</u>				<u>756,845</u>
TRANSFERS								
MANDATORY								
NON-MANDATORY								
TOTAL EXPENDITURES & TRANSFERS	<u>\$ 420,719</u>		<u>\$ 133,270</u>	<u>\$ 202,856</u>				<u>\$ 756,845</u>

ARKANSAS ENVIRONMENTAL TRAINING ACADEMY  
EDUCATIONAL & GENERAL EXPENDITURES  
FOR THE YEAR ENDED JUNE 30, 2015



**ARKANSAS ENVIRONMENTAL TRAINING ACADEMY  
REVENUE REPORT  
BY DEPARTMENT, FUNCTION AND FUND  
FOR THE YEAR ENDED, JUNE 30, 2015**

Account #	Account Title	Amount
12-0100-4161	WASTEWATER TRAINING FEES	\$ 17,500
12-0100-4162	SOLID WASTE TRAINING FEES	85,000
12-0100-4163	BACKFLOW TRAINING FEES	65,000
12-0100-4160	NON-CREDIT INTERNET FEES	17,500
12-0100-4165	EHS TRAINING FEES	14,500
12-0100-4166	CAMDEN BROWNFIELD PROJECT	<u>60,100</u>
TOTAL TUITION AND FEES		<u>259,600</u>
12-0200-4205	STATE APPROPRIATIONS - GENERAL REVENUE/ED EXCELLENCE	<u>403,172</u>
TOTAL STATE APPROPRIATIONS		<u>403,172</u>
12-0000-3100	RESERVE	<u>94,073</u>
TOTAL EDUCATIONAL & GENERAL REVENUE		<u><u>\$ 756,845</u></u>

**ARKANSAS ENVIRONMENTAL TRAINING ACADEMY  
E & G AND AUXILIARY EXPENSE REPORT  
FOR THE YEAR ENDED JUNE 30, 2015**

Account #	Department	Account Title	Amount
12-1185-5000	ENVIRONMENTAL HEALTH & SAFETY	TEACHING SALARIES	\$ 48,948
12-1195-5000	WASTEWATER PROGRAM		24,801
12-1197-5000	SOLID WASTE PROGRAM		22,479
12-1198-5000	BACKFLOW PROGRAM		44,957
12-1199-5000	WATER PROGRAM		45,856
TOTAL FOR TEACHING SALARIES			<u>\$ 187,041</u>
12-1180-5200	BROWNFIELD PROGRAM	ADJUNCTS	\$ 22,700
12-1185-5200	ENVIRONMENTAL HEALTH & SAFETY		2,000
12-1195-5200	WASTEWATER PROGRAM		5,000
12-1197-5200	SOLID WASTE PROGRAM		9,000
12-1199-5200	WATER PROGRAM		5,000
TOTAL FOR ADJUNCTS			<u>\$ 43,700</u>
12-1195-5300	WASTEWATER PROGRAM	OFF CAMPUS TEACHING SAL	\$ 24,801
12-1197-5300	SOLID WASTE PROGRAM		22,479
TOTAL FOR OFF CAMPUS TEACHING SALARIES			<u>\$ 47,280</u>
12-4495-5400	INSTITUTIONAL SUPPORT	ADMINISTRATIVE SALARIES	\$ 86,905
TOTAL FOR ADMINISTRATIVE SALARIES			<u>\$ 86,905</u>
12-4495-5500	INSTITUTIONAL SUPPORT	CLASSIFIED SALARIES	\$ 55,793
TOTAL FOR CLASSIFIED SALARIES			<u>\$ 55,793</u>
TOTAL FOR REGULAR SALARIES			<u>\$ 420,719</u>
12-1180-6600	BROWNFIELD PROGRAM	ALLOCATED FRINGES	\$ 5,675
12-1185-6600	ENVIRONMENTAL HEALTH & SAFETY		16,755
12-1195-6600	WASTEWATER PROGRAM		16,818
12-1197-6600	SOLID WASTE PROGRAM		17,685
12-1198-6600	BACKFLOW PROGRAM		15,435
12-1199-6600	WATER PROGRAM		16,895
12-4495-6600	INSTITUTIONAL SUPPORT		44,007
TOTAL FOR ALLOCATED FRINGES			<u>\$ 133,270</u>

**ARKANSAS ENVIRONMENTAL TRAINING ACADEMY  
E & G AND AUXILIARY EXPENSE REPORT  
FOR THE YEAR ENDED JUNE 30, 2015**

Account #	Department	Account Title	Amount
12-1180-7000	BROWNFIELD PROGRAM	SUPPLIES AND SERVICES	\$ 2,500
12-1185-7000	ENVIRONMENTAL HEALTH & SAFETY		3,500
12-1195-7000	WASTEWATER PROGRAM		3,500
12-1197-7000	SOLID WASTE PROGRAM		4,000
12-1198-7000	BACKFLOW PROGRAM		7,500
12-1199-7000	WATER PROGRAM		3,500
12-4495-7000	INSTITUTIONAL SUPPORT		75,878
12-4495-7050	INSTITUTIONAL SUPPORT	ADMINISTRATIVE OVERHEAD	32,254
12-4495-7999	INSTITUTIONAL SUPPORT	CONTINGENCY	26,224
TOTAL FOR SUPPLIES & SERVICES			<u>\$ 158,856</u>
12-1180-7200	BROWNFIELD PROGRAM	TRAVEL	\$ 3,000
12-1185-7200	ENVIRONMENTAL HEALTH & SAFETY		4,500
12-1195-7200	WASTEWATER PROGRAM		4,000
12-1197-7200	SOLID WASTE PROGRAM		6,000
12-1198-7200	BACKFLOW PROGRAM		8,500
12-1199-7200	WATER PROGRAM		5,000
12-4495-7200	INSTITUTIONAL SUPPORT		6,000
TOTAL FOR TRAVEL			<u>\$ 37,000</u>
12-6630-7750	PROPERTY INSURANCE	INSTITUTIONAL INSURANCE	\$ 2,000
12-6630-7757	AUTO INSURANCE		2,000
TOTAL FOR INSTITUTIONAL INSURANCE			<u>\$ 4,000</u>
12-6640-7770	UTILITIES	UTILITIES	\$ 3,000
TOTAL FOR UTILITIES			<u>\$ 3,000</u>

**ARKANSAS ENVIRONMENTAL TRAINING ACADEMY  
EXPENSE REPORT  
BY DEPARTMENT, FUND AND FUNCTION  
FOR THE YEAR ENDED JUNE 30, 2015**

Account #	Department	Account Title	Amount
12-1180-5200	BROWNFIELD PROGRAM	ADJUNCTS	\$ 22,700
12-1180-6600		FRINGE BENEFITS	5,675
12-1180-7000		SUPPLIES AND SERVICES	2,500
12-1180-7200		TRAVEL	3,000
			<u>33,875</u>
12-1185-5000	ENVIRONMENTAL HEALTH & SAFETY	TEACHING SALARIES	48,948
12-1185-5200		ADJUNCTS	2,000
12-1185-6600		FRINGE BENEFITS	16,755
12-1185-7000		SUPPLIES AND SERVICES	3,500
12-1185-7200		TRAVEL	4,500
			<u>75,703</u>
12-1195-5000	WASTEWATER PROGRAM	TEACHING SALARIES	24,801
12-1195-5200		ADJUNCTS	5,000
12-1195-5300		OFF CAMPUS TEACHING SAL	24,801
12-1195-6600		FRINGE BENEFITS	16,818
12-1195-7000		SUPPLIES AND SERVICES	3,500
12-1195-7200		TRAVEL	4,000
			<u>78,920</u>
12-1197-5000	EA-SOLID WASTE PROGRAM	TEACHING SALARIES	22,479
12-1197-5200		ADJUNCTS	9,000
12-1197-5300		OFF CAMPUS TEACHING SAL	22,479
12-1197-6600		FRINGE BENEFITS	17,685
12-1197-7000		SUPPLIES AND SERVICES	4,000
12-1197-7200		TRAVEL	6,000
			<u>81,643</u>
12-1198-5000	EA-BACKFLOW PROGRAM	TEACHING SALARIES	44,957
12-1198-6600		FRINGE BENEFITS	15,435
12-1198-7000		SUPPLIES AND SERVICES	7,500
12-1198-7200		TRAVEL	8,500
			<u>76,392</u>
12-1199-5000	EA-WATER PROGRAM	TEACHING SALARIES	45,856
12-1199-5200		ADJUNCTS	5,000
12-1199-6600		FRINGE BENEFITS	16,895
12-1199-7000		SUPPLIES AND SERVICES	3,500
12-1199-7200		TRAVEL	5,000
			<u>76,251</u>
	TOTAL FOR INSTRUCTION		<u>422,784</u>
12-4495-5400	EA INSTITUTIONAL SUPPORT	ADMINISTRATIVE SALARIES	86,905

**ARKANSAS ENVIRONMENTAL TRAINING ACADEMY  
EXPENSE REPORT  
BY DEPARTMENT, FUND AND FUNCTION  
FOR THE YEAR ENDED JUNE 30, 2015**

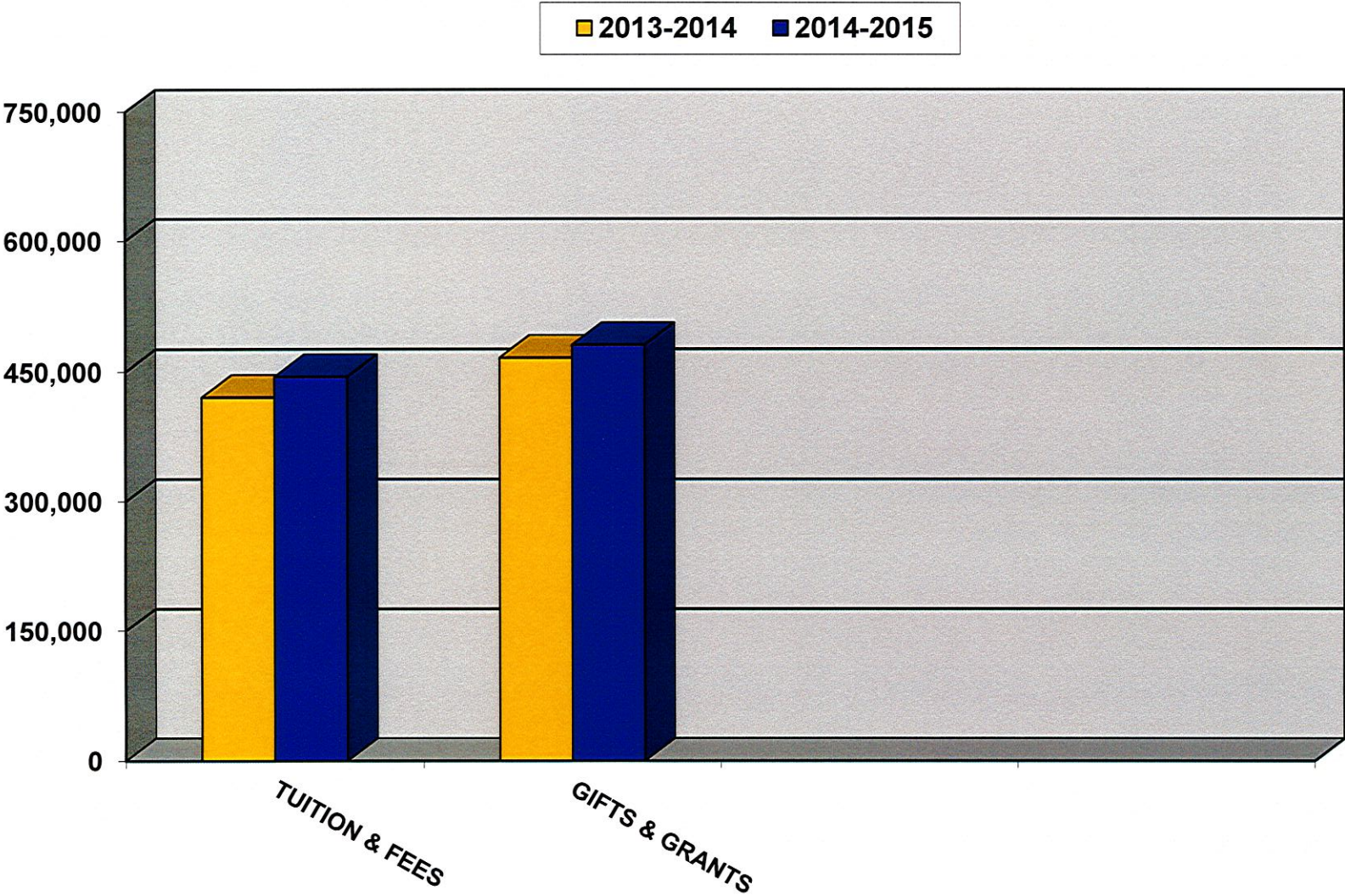
Account #	Department	Account Title	Amount
12-4495-5500		CLASSIFIED SALARIES	55,793
12-4495-6600		FRINGE BENEFITS	44,007
12-4495-7000		SUPPLIES AND SERVICES	75,878
12-4495-7050		ADMINISTRATIVE OVERHEAD	32,254
12-4495-7200		TRAVEL	6,000
12-4495-7999		CONTINGENCY	26,224
			<u>327,061</u>
			<u>327,061</u>
TOTAL FOR INSTITUTIONAL SUPPORT			<u>327,061</u>
12-6630-7750	INSTITUTIONAL INSURANCE	PROPERTY INSURANCE	2,000
12-6630-7757		AUTO INSURANCE	2,000
			<u>4,000</u>
12-6640-7770	MAINTENANCE & OPERATIONS	UTILITIES	3,000
			<u>7,000</u>
TOTAL FOR PHYSICAL PLANT			<u>7,000</u>
TOTAL FOR EDUCATIONAL & GENERAL			<u>\$ 756,845</u>



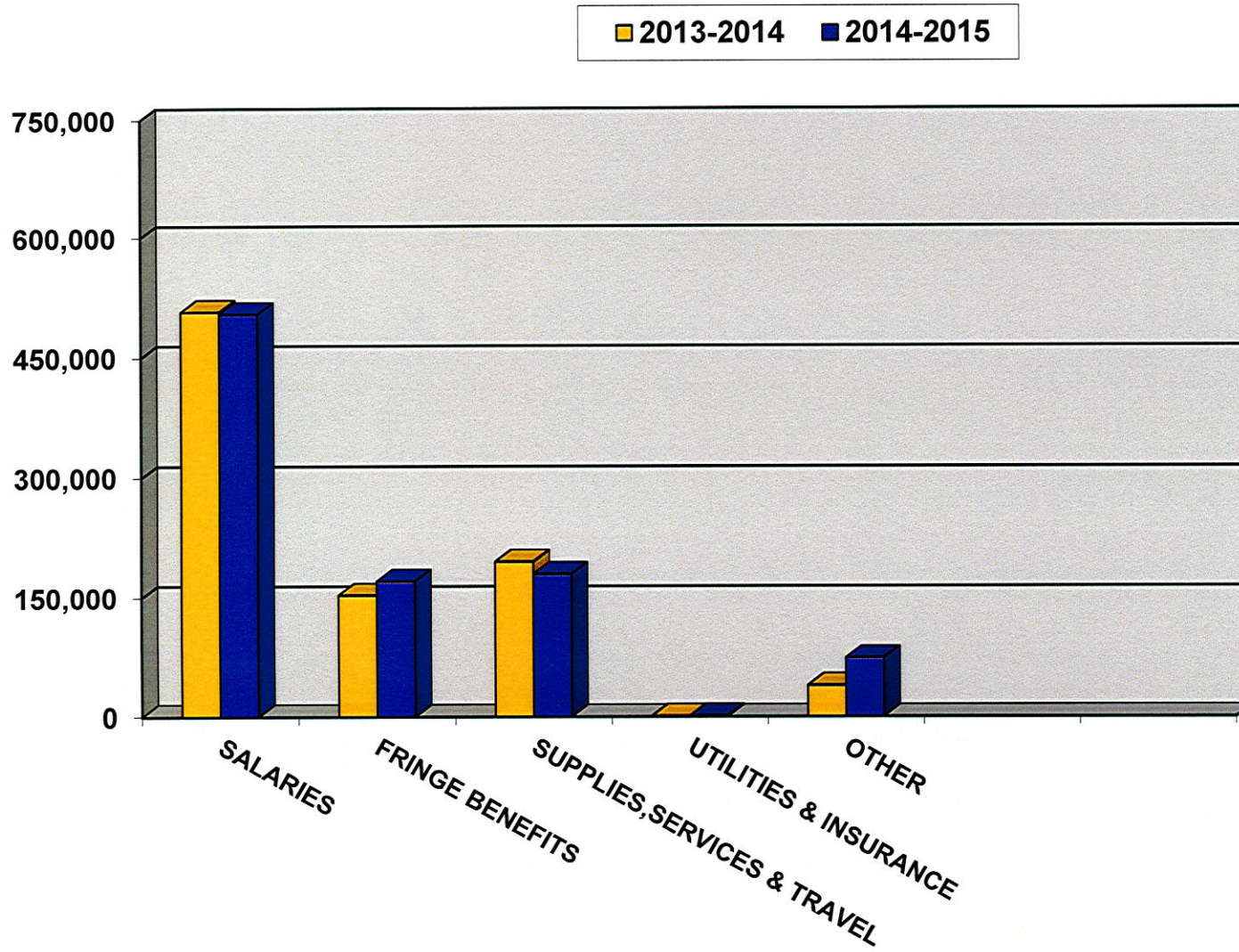
**SAU TECH CAREER ACADEMY  
COMPARISON OF PRIOR YEAR TO CURRENT YEAR (BUDGET)--  
24 LINE REPORT  
FOR THE YEAR ENDED JUNE 30, 2015**

	<b>REVENUE:</b>	<b>2013-2014</b>	<b>2014-2015</b>	<b>Difference</b>	<b>% of Total</b>
1	TUITION	\$ 420,604	\$ 444,157	\$ 23,553	47.80%
2	OTHER STUDENT FEES			-	0.00%
3	STATE APPROPRIATIONS			-	0.00%
4	GIFTS AND GRANTS	465,900	480,336	14,436	51.69%
5	SALES AND SERVICES			-	0.00%
6	OTHER	9,201	4,800	(4,401)	0.52%
7	<b>TOTAL E&amp;G REVENUE</b>	<b>895,705</b>	<b>929,293</b>	<b>33,588</b>	<b>100.00%</b>
8	AUXILIARY REVENUE			-	0.00%
9	<b>TOTAL OPERATING REVENUES</b>	<b>895,705</b>	<b>929,293</b>	<b>33,588</b>	<b>100.00%</b>
<b>EXPENDITURES:</b>					
10	SALARIES	506,954	503,996	(2,958)	54.23%
11	EXTRA HELP	9,000	59,180	50,180	6.37%
12	FRINGE BENEFITS	153,388	170,819	17,431	18.38%
13	SUPPLIES AND SERVICES	181,197	168,298	(12,899)	18.11%
14	TRAVEL	14,200	11,500	(2,700)	1.24%
15	UTILITIES			-	0.00%
16	INSURANCE	765	1,000	235	0.11%
17	SCHOLARSHIPS			-	0.00%
18	EQUIPMENT	21,000	14,500	(6,500)	1.56%
19	LIBRARY HOLDINGS			-	0.00%
20	TRANSFERS TO (FROM) OTHER FUNDS			-	0.00%
21	DEBT SERVICE			-	0.00%
22	MAINTENANCE & SERVICE CONTRACTS	9,201		(9,201)	0.00%
23	<b>TOTAL OPERATING EXPENDITURES</b>	<b>895,705</b>	<b>929,293</b>	<b>33,588</b>	<b>100.00%</b>
24	<b>SURPLUS/(DEFICIT)</b>	<b>\$ -</b>	<b>\$ -</b>		

SAU TECH CAREER ACADEMY  
COMPARISON OF 24-LINE REPORT REVENUE  
FOR THE YEAR ENDED JUNE 30, 2015



SAU TECH CAREER ACADEMY  
COMPARISON OF 24-LINE REPORT EXPENDITURES  
FOR THE YEAR ENDED JUNE 30, 2015




**SAU TECH CAREER ACADEMY  
CURRENT FUND EXPENDITURES--UNRESTRICTED EDUCATIONAL GENERAL (BUDGET)  
MAJOR OBJECT CLASSIFICATION  
FOR THE YEAR ENDED JUNE 30, 2015**

	SALARIES	EXTRA HELP	BENEFITS	EXPENSES SUPPLIES	DEBT SERVICE	CAPITAL OUTLAY	TRANSFERS	TOTAL
INSTRUCTION								
TEACHING SALARIES	\$ 375,358							\$ 375,358
DEPT. OPERATING EXPENSE	128,638	\$ 59,180	\$ 170,819	\$ 195,298				553,935
TOTAL INSTRUCTION	<u>503,996</u>	<u>59,180</u>	<u>170,819</u>	<u>195,298</u>				<u>929,293</u>
RESEARCH								
PUBLIC SERVICE								
ACADEMIC SUPPORT								
LIBRARIES								
OTHER ACADEMIC SUPPORT								
TOTAL ACADEMIC SUPPORT								
STUDENT SERVICES								
INSTITUTIONAL SUPPORT								
OPERATION & MAINTENANCE OF PLANT								
UTILITIES								
OTHER OPERATION & MAINTENANCE								
TOTAL OPERATION & MAINTENANCE OF PLANT								
SCHOLARSHIPS								
DEBT SERVICE								
SUB-TOTAL	<u>503,996</u>	<u>59,180</u>	<u>170,819</u>	<u>195,298</u>				<u>929,293</u>
TRANSFERS								
MANDATORY								
NON-MANDATORY								
TOTAL EXPENDITURES & TRANSFERS	<u>\$ 503,996</u>	<u>\$ 59,180</u>	<u>\$ 170,819</u>	<u>\$ 195,298</u>				<u>\$ 929,293</u>

**SAU TECH CAREER ACADEMY  
EDUCATIONAL & GENERAL EXPENDITURES  
FOR THE YEAR ENDED JUNE 30, 2015**

**INSTRUCTION  
100%**



**CAREER ACADEMY  
REVENUE REPORT  
BY DEPARTMENT, FUNCTION AND FUND  
FOR THE YEAR ENDED JUNE 30, 2015**

Account #	Account Title	Amount
40-1861-4175	CAREER CENTER TRAINING FEES	\$ 444,157
	TOTAL TUITION AND FEES	<u>444,157</u>
40-1861-4204	STATE WORKFORCE FUNDING	<u>480,336</u>
	TOTAL STATE FUNDING	<u>480,336</u>
40-1861-4535	OTHER INCOME	<u>4,800</u>
	TOTAL OTHER INCOME	<u>4,800</u>
	TOTAL CAREER ACADEMY REVENUES	<u><u>\$ 929,293</u></u>

**SAU TECH CAREER ACADEMY  
E & G AND AUXILIARY EXPENSE REPORT  
FOR THE YEAR ENDED JUNE 30, 2015**

Account #	Department	Account Title	Amount
40-1847-5000	ADVANCED MEDICAL PROFESSIONS	TEACHING SALARIES	\$ 40,423
40-1850-5000	MEDICAL PROFESSIONS		40,088
40-1851-5000	RADIO/TV		42,730
40-1852-5000	AUTO MECHANICS		43,384
40-1853-5000	WELDING		41,156
40-1854-5000	COMPUTER SYSTEMS		41,767
40-1855-5000	MEDICAL PROFESSIONS-MAGNOLIA		40,749
40-1858-5000	COSMETOLOGY		43,409
40-1860-5000	WELDING-MAGNOLIA		<u>41,652</u>
TOTAL FOR TEACHING SALARIES			<u>\$ 375,358</u>
40-1861-5400	DEPARTMENTAL OPERATING EXPENSE	ADMINISTRATIVE SALARIES	\$ 105,929
TOTAL FOR ADMINISTRATIVE SALARIES			<u>\$ 105,929</u>
40-1861-5500	DEPARTMENTAL OPERATING EXPENSE		\$ 22,709
TOTAL FOR CLASSIFIED SALARIES			<u>\$ 22,709</u>
TOTAL FOR REGULAR SALARIES			<u>\$ 503,996</u>
40-1847-5700	ADVANCED MEDICAL PROFESSIONS	EXTRA HELP	\$ 8,500
40-1850-5700	MEDICAL PROFESSIONS		8,500
40-1851-5700	RADIO/TV		8,500
40-1852-5700	AUTO MECHANICS		8,500
40-1853-5700	WELDING		9,180
40-1854-5700	COMPUTER SYSTEMS		300
40-1855-5700	MEDICAL PROFESSIONS-MAGNOLIA		8,500
40-1858-5700	COSMETOLOGY		1,500
40-1860-5700	WELDING-MAGNOLIA		700
40-1861-5700	DEPARTMENTAL OPERATING EXPENSE		<u>5,000</u>
TOTAL FOR EXTRA HELP			<u>\$ 59,180</u>
40-1847-6600	ADVANCED MEDICAL PROFESSIONS	ALLOCATED FRINGES	\$ 14,020
40-1850-6600	MEDICAL PROFESSIONS		13,909
40-1851-6600	RADIO/TV		14,781
40-1852-6600	AUTO MECHANICS		14,997
40-1853-6600	WELDING		13,581
40-1854-6600	COMPUTER SYSTEMS		13,783
40-1855-6600	MEDICAL PROFESSIONS-MAGNOLIA		14,127
40-1858-6600	COSMETOLOGY		14,325
40-1860-6600	WELDING-MAGNOLIA		13,745
40-1861-6600	DEPARTMENTAL OPERATING EXPENSE		<u>43,551</u>
TOTAL FOR ALLOCATED FRINGES			<u>\$ 170,819</u>

**CAREER ACADEMY  
E & G AND AUXILIARY EXPENSE REPORT  
FOR THE YEAR ENDED JUNE 30, 2015**

Account #	Department	Account Title	Amount
40-1847-7000	ADVANCED MEDICAL PROFESSIONS	SUPPLIES AND SERVICES	\$ 3,500
40-1850-7000	MEDICAL PROFESSIONS		3,500
40-1851-7000	RADIO/TV		5,000
40-1852-7000	AUTO MECHANICS		10,000
40-1853-7000	WELDING		10,000
40-1854-7000	COMPUTER SYSTEMS		4,000
40-1855-7000	MEDICAL PROFESSIONS-MAGNOLIA		3,500
40-1858-7000	COSMETOLOGY		5,000
40-1860-7000	WELDING-MAGNOLIA		10,000
40-1861-7000	DEPARTMENTAL OPERATING EXPENSE		17,349
40-1862-7000	OFFICE SKILLS USA		4,000
40-1861-7050	DEPARTMENTAL OPERATING EXPENSE	AMINISTRATIVE OVERHEAD	92,449
TOTAL FOR SUPPLIES & SERVICES			<u>\$ 168,298</u>
40-1847-7200	ADVANCED MEDICAL PROFESSIONS	TRAVEL	\$ 500
40-1850-7200	MEDICAL PROFESSIONS		500
40-1851-7200	RADIO/TV		500
40-1852-7200	AUTO MECHANICS		500
40-1853-7200	WELDING		500
40-1854-7200	COMPUTER SYSTEMS		500
40-1855-7200	MEDICAL PROFESSIONS-MAGNOLIA		500
40-1858-7200	COSMETOLOGY		500
40-1860-7200	WELDING-MAGNOLIA		500
40-1861-7200	DEPARTMENTAL OPERATING EXPENSE		3,000
40-1862-7200	Office Skills USA		4,000
TOTAL FOR TRAVEL			<u>\$ 11,500</u>
40-1847-7400	ADVANCED MEDICAL PROFESSIONS		\$ 500
40-1850-7400	MEDICAL PROFESSIONS		500
40-1851-7400	RADIO/TV		2,000
40-1852-7400	AUTO MECHANICS		2,000
40-1853-7400	WELDING		2,000
40-1854-7400	COMPUTER SYSTEMS		1,000
40-1855-7400	MEDICAL PROFESSIONS-MAGNOLIA		500
40-1858-7400	COSMETOLOGY		2,000
40-1860-7400	WELDING-MAGNOLIA		2,000
40-1861-7400	DEPARTMENTAL OPERATING EXPENSE		2,000
TOTAL FOR EQUIPMENT			<u>\$ 14,500</u>
40-1861-7757	AUTO INSURANCE	INSTITUTIONAL INSURANCE	\$ 1,000
TOTAL FOR INSTITUTIONAL INSURANCE			<u>\$ 1,000</u>



**SAU TECH CAREER ACADEMY  
EXPENSE REPORT  
BY DEPARTMENT, FUND AND FUNCTION  
FOR THE YEAR ENDED JUNE 30, 2015**

Account #	Department	Account Title	Amount
40-1847-5000	ADVANCED MEDICAL PROFESSIONS	TEACHING SALARIES	\$ 40,423
40-1847-5700		EXTRA HELP	8,500
40-1847-6600		FRINGE BENEFITS	14,020
40-1847-7000		SUPPLIES AND SERVICES	3,500
40-1847-7200		TRAVEL	500
40-1847-7400		EQUIPMENT	500
			<u>67,443</u>
40-1850-5000	MEDICAL PROFESSIONS	TEACHING SALARIES	40,088
40-1850-5700		EXTRA HELP	8,500
40-1850-6600		FRINGE BENEFITS	13,909
40-1850-7000		SUPPLIES AND SERVICES	3,500
40-1850-7200		TRAVEL	500
40-1850-7400		EQUIPMENT	500
			<u>66,997</u>
40-1851-5000	RADIO/TV	TEACHING SALARIES	42,730
40-1851-5700		EXTRA HELP	8,500
40-1851-6600		FRINGE BENEFITS	14,781
40-1851-7000		SUPPLIES AND SERVICES	5,000
40-1851-7200		TRAVEL	500
40-1851-7400		EQUIPMENT	2,000
			<u>73,511</u>
40-1852-5000	AUTO MECHANICS	TEACHING SALARIES	43,384
40-1852-5700		EXTRA HELP	8,500
40-1852-6600		FRINGE BENEFITS	14,997
40-1852-7000		SUPPLIES AND SERVICES	10,000
40-1852-7200		TRAVEL	500
40-1852-7400		EQUIPMENT	2,000
			<u>79,381</u>
40-1853-5000	WELDING	TEACHING SALARIES	41,156
40-1853-5700		EXTRA HELP	9,180
40-1853-6600		FRINGE BENEFITS	13,581
40-1853-7000		SUPPLIES AND SERVICES	10,000
40-1853-7200		TRAVEL	500
40-1853-7400		EQUIPMENT	2,000
			<u>76,417</u>
40-1854-5000	COMPUTER SYSTEMS	TEACHING SALARIES	41,767
40-1854-5700		EXTRA HELP	300
40-1854-6600		FRINGE BENEFITS	13,783
40-1854-7000		SUPPLIES AND SERVICES	4,000
40-1854-7200		TRAVEL	500
40-1854-7400		EQUIPMENT	1,000
			<u>61,350</u>

**SAU TECH CAREER ACADEMY  
EXPENSE REPORT  
BY DEPARTMENT, FUND AND FUNCTION  
FOR THE YEAR ENDED JUNE 30, 2015**

Account #	Department	Account Title	Amount
40-1855-5000	MEDICAL PROFESSIONS-MAGNOLIA	TEACHING SALARIES	40,749
40-1855-5700		EXTRA HELP	8,500
40-1855-6600		FRINGE BENEFITS	14,127
40-1855-7000		SUPPLIES AND SERVICES	3,500
40-1855-7200		TRAVEL	500
40-1855-7400		EQUIPMENT	500
			<u>67,876</u>
40-1858-5000	COSMETOLOGY	TEACHING SALARIES	43,409
40-1858-5700		EXTRA HELP	1,500
40-1858-6600		FRINGE BENEFITS	14,325
40-1858-7000		SUPPLIES AND SERVICES	5,000
40-1858-7200		TRAVEL	500
40-1858-7400		EQUIPMENT	2,000
			<u>66,734</u>
40-1860-5000	WELDING - MAGNOLIA	TEACHING SALARIES	41,652
40-1860-5700		EXTRA HELP	700
40-1860-6600		FRINGE BENEFITS	13,745
40-1860-7000		SUPPLIES AND SERVICES	10,000
40-1860-7200		TRAVEL	500
40-1860-7400		EQUIPMENT	2,000
			<u>68,597</u>
	TOTAL FOR INSTRUCTION		<u>628,306</u>
40-1861-5400	DEPARTMENTAL OPERATING EXPENSE	ADMINISTRATIVE SALARIES	105,929
40-1861-5500		CLASSIFIED SALARIES	22,709
40-1861-5700		EXTRA HELP	5,000
40-1861-6600		FRINGE BENEFITS	43,551
40-1861-7000		SUPPLIES AND SERVICES	17,349
40-1861-7050		ADMINISTRATIVE OVERHEAD	92,449
40-1861-7200		TRAVEL	3,000
40-1861-7400		EQUIPMENT	2,000
40-1861-7757		AUTO INSURANCE	1,000
	TOTAL FOR DEPARTMENTAL OPERATING EXPENSE		<u>292,987</u>
40-1862-7000	SKILLS USA		4,000
40-1862-7200			4,000
	TOTAL FOR SKILLS USA		<u>8,000</u>
	TOTAL CAREER ACADEMY EXPENSES		<u>\$ 929,293</u>







**SOUTHERN ARKANSAS UNIVERSITY TECH  
FACULTY SALARIES  
FOR THE YEAR ENDED JUNE 30, 2015**

<u>Department</u>	<u>Name</u>	<u>Account # / Position</u>	<u>%</u>	<u>Salary</u>
<b>Division of General and Business Education</b>				
Arts & Science Program		10-1100-5000		
	Laura Camp	Instructor		39,241
	Sharon Scott	Instructor		41,203
	Johnie Sue Hall	Instructor		41,203
	Terry Hutson	Instructor	60	31,745
	Teresa McLeane	Instructor	20	8,936
	Lisa Oden	Instructor		45,984
	Daniel Milam	Instructor		41,655
	Rebecca Hughes	Instructor	20	7,894
	Sara Landaverde	Instructor		38,753
				296,614
Remediation and Developmental		10-1103-5000		
	Charles Barnes	Instructor		37,703
	Terry Hutson	Instructor	40	21,163
	Teresa McLeane	Instructor	80	35,745
	Janet Everett	Instructor		40,214
	Rebecca Hughes	Instructor	80	31,575
				166,400
Business Program		10-1110-5000		
	James Brown	Instructor		41,290
	Jodi Eppinette	Instructor		53,630
	Phyllis Hutson	Instructor		39,196
				134,116
<b>Total General and Business Education</b>				<b>597,130</b>
<b>Division of Allied Health Science</b>				
Allied Health		10-1140-5000		
	Shelley Young	Instructor		47,271
	Theresa Elmore	Instructor		47,150
	Regina Ellis	Instructor		45,405
	Vacant	Instructor		45,405
				185,231
<b>Total Allied Health Science</b>				<b>185,231</b>
<b>Instructional Adjunct Salaries</b>				
Remediation & Developmental	Adjunct Faculty	10-1103-5200		49,000
General and Technical Instruction	Adjunct Faculty	10-1000-5200		351,000

**SOUTHERN ARKANSAS UNIVERSITY TECH  
FACULTY SALARIES  
FOR THE YEAR ENDED JUNE 30, 2015**

<b>Department</b>	<b>Name</b>	<b>Account # / Position</b>	<b>%</b>	<b>Salary</b>
Industrial Technologies - Magnolia	Adjunct Faculty	10-1151-5200		45,000
				445,000
<b>Total Instructional Adjunct Salaries</b>				<b>445,000</b>
<b>Division of Technology</b>				
Computer Science Program		10-1155-5000		
	Jill McCollum	Instructor		46,601
	Robert Brown	Instructor		44,707
				91,308
Industrial Technologies		10-1150-5000		
	Steve Candler	Instructor		56,960
	Eddie Horton	Instructor		43,722
				100,682
Industrial Technologies - Magnolia		10-1151-5000		
	Casey Burns	Instructor		46,125
Multi-Media Graphics		10-1160-5000		
	Ashley Moore	Instructor		43,469
	Brian Dixon	Instructor		35,363
	Steve Taylor	Instructor		51,261
				130,093
Aviation Program		10-1132-5000		
	Bill Archer	Coordinator/Instructor	73	47,080
	Vacant	Instructor		37,838
	Justin Lee (Tx)	Instructor		37,500
	Vacant	Instructor		41,621
	Aaron Flowers	Instructor		41,000
				205,039
<b>Total Technology</b>				<b>573,247</b>
Business & Industry Program		10-2100-5200		
	Adjunct Faculty			30,000
<b>Total Public Service/Non-Credit Instruction</b>				<b>30,000</b>
<b>Total E &amp; G Faculty Salaries</b>				<b>\$ 1,830,608</b>

**SOUTHERN ARKANSAS UNIVERSITY TECH  
FACULTY SALARIES  
FOR THE YEAR ENDED JUNE 30, 2015**

<u>Department</u>	<u>Name</u>	<u>Account # / Position</u>	<u>%</u>	<u>Salary</u>
<b>Restricted Operations</b>				
SAU Tech Career Academy		40-1847-5000 thru 40-1861-5000		
	Sherry Niemeyer	Instructor		42,558
	John Michael Bearden	Instructor		40,261
	Kay Hudman	Instructor		40,948
	Pam Teague	Instructor		39,632
	Ricky Purifoy	Instructor		42,534
	Jessica Young	Instructor		39,302
	Stuart Dufrene	Instructor		40,835
	Sam Abaza	Instructor		41,892
	Tracy Woolfley	Instructor		39,950
				367,912
<b>Total Restricted Faculty Salaries</b>				<b>367,912</b>
<b>Arkansas Fire Academy</b>				
Fire Fighter Standards Program		11-1190-5000		
	Lonnie Harrell	Instructor		47,155
	Stephen Clark	Instructor		47,155
	Jeff Tongate	Instructor		47,155
	Adjunct Faculty	11-1190-5200		10,000
				151,465
State/Regional Program		11-1194-5000		
	Danny Williford	Instructor		47,384
	William Myers	Instructor		49,163
	Gary Meadows	Instructor		47,384
	Bobby Shock	Instructor		47,783
	David Tester	Instructor		47,271
	Adjunct Faculty	11-1194-5200		44,756
				283,741
EMS Program		11-1192-5000		
	Michael Laws	Instructor		47,155
	Adjunct Faculty	11-1192-5200		3,000
				50,155
Industrial Program				
	Adjunct Faculty	11-1196-5200		3,000
				3,000



**SOUTHERN ARKANSAS UNIVERSITY TECH  
FACULTY SALARIES  
FOR THE YEAR ENDED JUNE 30, 2015**

<u>Department</u>	<u>Name</u>	<u>Account # / Position</u>	<u>%</u>	<u>Salary</u>
Jonesboro Satellite				
	Adjunct Faculty	11-1191-5200		10,000
Lincoln Satellite				
	Adjunct Faculty	11-1193-5200		5,000
				15,000
<b>Total Fire Academy Faculty Salaries</b>				<b>503,361</b>
<b>Arkansas Environmental Academy</b>				
Backflow Program		12-1198-5000		
	Jay Northern	Instructor		44,075
				44,075
Wastewater Program		12-1195-5000/5300		
	Jonathan Richardson	Instructor	80	48,629
	Adjunct Faculty	12-1195-5200		5,000
				53,629
Solid Waste Program		12-1197-5000/5300		
	Ken Nutt	Instructor		44,075
	Adjunct Faculty	12-1197-5200		9,000
				53,075
Water Program		12-1199-5000		
	Jeremy Rowe	Instructor		44,957
	Adjunct Faculty	12-1199-5200		5,000
				49,957
Brownfield Program				
	Adjunct Faculty	12-1180-5200		22,700
				22,700
Environmental Health & Safety		12-1185-5000		
	Rickey Cole	Instructor		47,988
	Adjunct Faculty	12-1180-5200		2,000
				49,988

SOUTHERN ARKANSAS UNIVERSITY TECH  
 FACULTY SALARIES  
 FOR THE YEAR ENDED JUNE 30, 2015

<u>Department</u>	<u>Name</u>	<u>Account # / Position</u>	<u>%</u>	<u>Salary</u>
<b>Total Environmental Academy Faculty Salaries</b>				<b>273,424</b>
<b>TOTAL FACULTY SALARIES</b>				<b>\$ 2,975,305</b>

**SOUTHERN ARKANSAS UNIVERSITY TECH  
ADMINISTRATIVE SALARIES  
FOR THE YEAR ENDED JUNE 30, 2015**

<u>Department</u>	<u>Name</u>	<u>Account # / Position</u>	<u>%</u>	<u>Salary</u>
<b>Division of Allied Health Science</b>				
Allied Health		10-1140-5400		
	Caroline Hammond	Coordinator/Instructor		60,000
<b>Division of Web-Based Learning</b>				
Web-Based Learning Prog		10-1105-5400		
	Valerie Wilson	VC Information Technology	50	38,076
<b>Division of Technology</b>				
Aviation Program		10-1132-5400		
	Bill Archer		24	15,693
Welding Academy		10-1151-5400		
	Bill Archer	Coordinator	3	2,400
<b>Total Departmental Operating Expense</b>				<b>116,169</b>
<b>Business &amp; Industry Program</b>				
		10-2100-5400		
	Michael Bashford	Director		65,512
<b>Total Public Service</b>				<b>65,512</b>
<b>Academic Affairs</b>				
		10-3300-5400		
	Robert Gunnels	VC Academics		94,363
<b>Learning Resource Center</b>				
		10-3350-5400		
	Allison Malone	Director of Learning Resources Center		66,006
<b>Tutoring Center</b>				
		10-3355-5400		
	Michelle Williams	Coordinator of Learning Center		47,893
<b>Secondary Education</b>				
		10-3360-5400		
	Robert White	Director		67,456
<b>Total Academic Support</b>				<b>275,718</b>
<b>Chancellor's Office</b>				
		10-4405-5400		
	Corbet Lamkin	Chancellor		147,068
	Paula Bergstrom	Assistant to the Chancellor		39,668
				186,736
<b>Information Technology</b>				
		10-4407-5400		
	Valerie Wilson	VC for Information Technology	50	38,075

**SOUTHERN ARKANSAS UNIVERSITY TECH  
ADMINISTRATIVE SALARIES  
FOR THE YEAR ENDED JUNE 30, 2015**

<u>Department</u>	<u>Name</u>	<u>Account # / Position</u>	<u>%</u>	<u>Salary</u>
Legal - Governmental Affairs		10-4408-5400		
	Mary Thomason	Counsel		23,290
Marketing & Public Relations		10-4411-5400		
	Kim Coker	Director		53,987
Planning/Accountability/Development		10-4410-5400		
	Diane Betts	VC Planning/Accountability/Development		73,548
Institutional Research		10-4412-5400		
	Lee Sanders	Director		44,895
Information Technology Services		10-4415-5400		
	Laura Johnson	Director		68,874
Finance & Administration		10-4453-5400		
	Gaye Manning	VC for Finance & Administration		97,363
Business Office		10-4450-5400		
	Dale Tommey	Controller		58,528
	Lisa Holland	Assistant Controller		48,073
				106,601
Human Resources		10-4451-5400		
	Olivia Clack	Director		38,950
<b>Total Institutional Support</b>				<b>732,319</b>
Student Services		10-5505-5400		
	Reginald Cooper	VC for Student Services		97,363
Counseling and Testing		10-5520-5400		
	Patricia Sindle	Director	50	34,940
	Jenny Sanders	Counselor		52,948
	Beverly Ellis	Advisor		37,000
				124,888
Admissions		10-5530-5400		
	Patricia Sindle	Director	50	34,940
Registrar		10-5510-5400		
	Wayne Banks	Registrar		55,681
Financial Aid		10-5560-5400		
	Jennifer Williams	Director		47,000

**SOUTHERN ARKANSAS UNIVERSITY TECH  
ADMINISTRATIVE SALARIES  
FOR THE YEAR ENDED JUNE 30, 2015**

<u>Department</u>	<u>Name</u>	<u>Account # / Position</u>	<u>%</u>	<u>Salary</u>
Student Recruiting		10-5572-5400		
	James Utsey	Director	50	24,500
	Chelsea Tollett	Recruiter		25,000
				49,500
Student Life		10-5570-5400		
	James Utsey	Director	50	24,500
<b>Total Student Services</b>				<b>433,872</b>
Physical Plant Administration		10-6605-5400		
	Gerald Manning	Director		67,005
<b>Total Physical Plant</b>				<b>67,005</b>
<b>Total Educational &amp; General Salaries</b>				<b>1,690,595</b>
Restricted Operations				
SAU Tech Career Academy		40-1861-5400		
	David McLeane	Division Chair		65,000
	Pat McElroy	Program Coordinator		38,852
				103,852
<b>Total Restricted Salaries</b>				<b>103,852</b>
Arkansas Fire Academy				
Institutional Support		11-4492-5400		
	Rachel Nix	Director		77,878
	Vacant	Media		32,000
				109,878
		11-1194-5400		
	James Rubow	Deputy Director		60,377
<b>Total Fire Academy Salaries</b>				<b>170,255</b>

SOUTHERN ARKANSAS UNIVERSITY TECH  
 ADMINISTRATIVE SALARIES  
 FOR THE YEAR ENDED JUNE 30, 2015

<u>Department</u>	<u>Name</u>	<u>Account # / Position</u>	<u>%</u>	<u>Salary</u>
Arkansas Environmental Academy				
Institutional Support		12-4495-5400		
	Randy Harper	Director		73,044
	Jonathan Richardson	Assistant Director	20	12,157
<b>Total Environmental Academy Salaries</b>				<b>85,201</b>
<b>TOTAL ADMINISTRATIVE SALARIES</b>				<b>\$ 2,049,903</b>

**SOUTHERN ARKANSAS UNIVERSITY TECH  
CLASSIFIED SALARIES  
FOR THE YEAR ENDED JUNE 30, 2015**

<u>Department</u>	<u>Name</u>	<u>Account # / Position</u>	<u>%</u>	<u>Salary</u>
<b>Division of General &amp; Business Education</b>				
<b>Division of Web-Based Learning</b>		10-1105-5500		
	Debbie Tucker	Software Support Specialist		31,327
	Cynthia Hendrix	Administrative Specialist III	50	12,634
				43,961
<b>Division of Applied Science</b>				
Teacher Education Program		10-1172-5700		
		Extra Help		3,000
<b>Total Departmental Operating</b>				<b>46,961</b>
<b>Business &amp; Industry Program</b>				
		10-2100-5500		
	Tambria Larkins	Administrative Specialist III		25,773
<b>Total Public Service/Non-Credit Instruction</b>				<b>25,773</b>
<b>Academic Affairs</b>				
		10-3300-5500		
	Sandy Nowlin	Administrative Specialist III		25,773
	Vontisha Murphy	Administrative Specialist II		21,827
		Extra Help		20,250
				67,850
<b>Learning Resource Center</b>				
		10-3350-5500		
	Veronica Gulley	Library Technician		21,827
	Kimberley Carpenter	Library Technician		22,264
				44,091
<b>Tutoring Center</b>				
		10-3355-5700		
		Extra Help		60,000
<b>Secondary Education</b>				
		10-3360-5500		
	Rita Givens	Administrative Specialist II		22,264
	Laclair Williams	Administrative Specialist III		25,773
				48,037
<b>Total Academic Support</b>				<b>219,978</b>
<b>Information Technology</b>				
		10-4407-5500		
	Cynthia Hendrix	Administrative Specialist III	50	12,634
	Loretha Walker	Administrative Specialist III		25,268
				37,902