



2016 – 2017 BUDGET

June 2016



Dear Friends,

As we look forward to the 2016-2017 College year, we have developed a budget that continues to reflect our commitment to student success and controlling costs.

Our goal was to scrutinize expenses, become more efficient, and develop a balanced budget. Maintaining our high quality instruction and support of students was mandatory. We are very aware that state support did not increase for the 2016-17 college year, tuition and fee revenue decreased, and yet we have prepared a balanced budget. We continue to pursue revenue from other sources and dedicate ourselves to outstanding quality and student service.

We will monitor the enrollment on a regular basis; we will monitor expenses; we will assure that the public is informed of the quality and affordability of NorthWest Arkansas Community College and we will move confidently into the future, planning strategically to better serve the students of all northwest Arkansas communities, the region and the great state of Arkansas.

Sincerely,

Dr. Evelyn E. Jorgenson
President



NORTHWEST ARKANSAS COMMUNITY COLLEGE

FY 2016 - 2017 BUDGET

On May 9, 2016, the Northwest Arkansas Community College Board of Trustees approved the FY 2016-2017 Budget. The objectives of the FY 2016-2017 Budget were to continue to ensure financial stability, in spite of another projected decline in enrollment. Guided by the 5-year strategic plan and Arkansas Higher Education Master Plan "Closing the Gap 2020", and within tight budget constraints, NWACC would continue promoting quality and excellence in achieving its mission. NWACC divisions and departments accomplished these objectives and a balanced budget was presented to the Board.

The NWACC FY2016-2017 Budget assumptions/decisions were as follows:

- Project slight decline in enrollments,
- Expect little, if any, additional state revenue,
- Expect small increase in local millage,
- Create differential tuition rate for three Health Profession programs,
- Increase some student fees slightly,
- Offer retirement incentives,
- Offer step increase to full-time faculty positions,
- Review existing programs for efficiencies, streamlining where possible,
- Review need for filling vacated positions,
- Provide support for new and expanded programs through reallocation of existing revenue.

The FY 2016-2017 Budget expenditures will provide exemplary support and educational experience for all students: traditional and non-traditional, credit and non-credit. Though the state did not allocate any new general education dollars for FY 2016-2017, the College continues to be committed to increasing student recruitment, retention, and graduation rates.

Debi Buckley, Vice President of Finance and Administration

Gulizar Baggson, Executive Director of Budgets, Financial Analysis & Reporting

June 15, 2016



NORTHWEST ARKANSAS COMMUNITY COLLEGE

MISSION

Northwest Arkansas Community College is a comprehensive, public two-year college that serves and strengthens the community through learning for living.

SERVICE AREA

NWACC's service area is defined by the Arkansas Department of Higher Education as Benton and Washington counties in northwest Arkansas.

QUALITY INSTRUCTION & PROGRAMS

The commitment of NWACC to life-long learning can be seen in the quality of instruction it offers. Its classes are taught by experts in small class sizes, providing for more personalized instruction. Transfer courses are taught by instructors with a master's degree or higher; many have doctorates.

A wide variety of programs have been designed to move students into the job market in a minimum amount of time, enrich their lives, and prepare them for additional education and degrees.

STATEMENT OF NON-DISCRIMINATION

Recognition of and respect for the dignity of each human being are central to NWACC's mission of learning for living. Discrimination, harassment, or any other conduct that diminishes the worth of a person is incompatible with our fundamental goals of serving and strengthening the community.

Northwest Arkansas Community College (NWACC) adheres to all federal and state civil rights laws banning discrimination in publicly-funded institutions. NWACC does not discriminate on the basis of gender, age, race, color, creed, religion, ancestry, national or ethnic origin, sexual orientation, gender identity, disability, genetic information, military status, veteran status, familial status, or any other protected category under applicable local, state, or federal law, ordinance or regulation, including protections for those opposing discrimination or participating in any complaint process. Sexual harassment, which includes acts of sexual violence, is a type of sex discrimination prohibited under Title IX of the Education Amendments of 1972.



NORTHWEST ARKANSAS COMMUNITY COLLEGE

FY 2016 - 2017

BOARD OF TRUSTEES	District	TERM EXPIRATION
Mr. Scott Grigsby	1	12-31-20
Mr. Daniel Shewmaker (Chair)	2	12-31-16
Mr. Mike Shupe	3	12-31-18
Mr. Todd Schwartz	4	12-31-18
Mr. Ron Branscum	5	12-31-16
Vacant	6	12-31-20
Mr. Keven Anderson	7	12-31-16
Mr. Mauricio Herrera (Vice Chair)	8	12-31-20
Mr. Joe Spivey	9	12-31-16
Ms. Veronica Garcia-Carvajal (Student Trustee)		AY 2016-17

ADMINISTRATION

Evelyn E. Jorgenson, PhD	President
Ricky Tompkins, EdD	VP of Learning, Chief Academic Officer
Debi Buckley, JD	VP of Finance and Administration
Tim Cornelius, JD	VP of Career and Workforce Education
Todd Kitchen, EdD	VP of Student Services
Meredith Brunen, EdD	Executive Director of Development
Steven Hinds, MEd	Executive Director of Public Relations and Marketing
Jim Hall	Executive Director of Community and Governmental Relations

Campus Locations

NWACC Bentonville Campus

One College Drive
Bentonville, AR 72712
479-636-9222

NWACC Washington County Center

Central Plaza
693 White Road, Suite B
Springdale, AR 72764
479-927-3330

NWACC Jones Center

922 East Emma Avenue
Springdale, AR 72764
479-756-8090

NWACC Farmington Center

278 West Main
Farmington, AR 72701
479-986-6654

NWACC Culinary Program

1200 West Walnut
Rogers, AR 72756
479-986-6911

The Melba Shewmaker Southern Region National Child Protection Training Center

1202 SE Eagle Way
Bentonville, AR 72712
479-986-4055



NORTHWEST ARKANSAS COMMUNITY COLLEGE

FY 2016 - 2017

Number of Budgeted Positions *(excluding provisional and part-time positions):*

121	Full Time Faculty
44	Academic Administration
81	Administrative/Professional
<u>142</u>	Classified
388	

Budget Based on Estimated Student Semester Credit Hours

In District SSCH	60,270	42.5%
Out of District SSCH	69,406	48.9%
Out of State SSCH	<u>12,257</u>	<u>8.6%</u>
Total Budgeted SSCH	141,933	100.0%

2015 Benton County Property Value	\$3,638,083,355
Millage Rate	0.26%

College-Owned Buildings	Square Feet
Burns Hall	181,000
Becky Paneitz Student Center	81,799
Center for Health Professions	79,926
Shewmaker Center for Workforce Technologies	42,000
Physical Plant Building	12,217
Central Energy Plant	<u>3,200</u>
Total	400,142

Leased Building	Square Feet
Shewmaker Center for Global Business Development	42,763
The Melba Shewmaker NCPTC	17,291
Washington County Center	12,922
Jones Center for Families	4,361
Center for Non-Profits	14,801
Farmington HS Facility	<u>4,697</u>
Total Leased Buildings	96,835

Total Building Space **496,977**

Other - Parking Garage **277,084**



**NORTHWEST ARKANSAS COMMUNITY COLLEGE
FY 2017 BUDGET STATEMENT of REVENUES and EXPENDITURES**

ACCOUNT	ACCOUNT TITLE	Educational & General		DESIGNATED	AUXILIARY	TOTAL	¢
		Credit	Non Credit				
51000	Tuition-Credit	\$14,922,652	\$ -	\$ -	\$ -	\$14,922,652	36.70
51010	Other Tuition-Credit	160,000	-	-	-	160,000	0.39
51020	NWACC Tuition Scholarship/Waiver	(1,251,763)	-	(110,000)	-	(1,361,763)	-3.35
51050	Tuition-Non-Credit	-	781,725	-	-	781,725	1.92
51100	Student Fees-Credit	3,352,002	-	3,198,711	-	6,550,713	16.11
51160	Student Fees-Non-Credit	-	750,500	6,000	-	756,500	1.86
51200	Other Operating Revenues	10,000	-	14,425	430,172	454,597	1.12
52000	Gifts & Grants Reimbursement	27,300	-	71,762	-	99,062	0.24
52101	General Revenue	10,619,202	-	-	-	10,619,202	26.12
52102**	Educational Excellence Trust Fund	1,077,690	-	-	-	1,077,690	2.65
52200	Other Non Operating Revenue	303,000	-	35,785	-	338,785	0.83
56000	Millage	6,257,541	-	-	-	6,257,541	15.39
Total Revenue		\$35,477,624	\$ 1,532,225	\$ 3,216,683	\$ 430,172	\$40,656,704	100
61000	Instructional Administration Salaries	\$ 2,641,333	\$ 134,000	\$ -	\$ -	\$ 2,775,333	6.83
61010	Full-Time Instructors Salaries	6,818,229	-	-	-	6,818,229	16.77
61020	Part-Time Instructors Salaries	3,034,895	215,170	4,500	-	3,254,565	8.00
61030	Full-Time Instructors Overload Salaries	377,834	-	6,100	-	383,934	0.94
61200	Administrative/Professional Salaries	4,426,612	257,286	206,456	-	4,890,354	12.03
61300	Classified Salaries	3,902,916	144,770	231,038	79,737	4,358,461	10.72
61400	Extra Help Salaries	322,261	9,680	101,256	-	433,197	1.07
61500	Work Study Salaries	58,873	-	-	-	58,873	0.14
61600	Compensated Absences Labor	20,000	-	-	-	20,000	0.05
62000	Health Insurance	3,814,943	112,887	92,120	24,252	4,044,202	9.95
62020	other Payroll Deductions	3,991,961	127,298	113,106	27,348	4,259,713	10.48
71000	Operating Expenses	4,296,036	86,124	1,395,104	109,550	5,886,814	14.48
72000	Travel-Professional Development	234,653	10,800	20,308	-	265,761	0.65
73000	Professional/Contract Fees & Services	789,874	368,384	53,800	140,000	1,352,058	3.33
76000	Capital Outlay	26,000	-	122,244	-	148,244	0.36
79000	Other Expenses	642,001	-	796,000	-	1,438,001	3.54
79990	Operation Contingency	79,203	65,826	74,651	49,285	268,965	0.66
Total Expenditures		\$35,477,624	\$ 1,532,225	\$ 3,216,683	\$ 430,172	\$40,656,704	100

NWACC Board of Trustee Reserve* \$ 2,812,749

*The BOT Reserve is funded from the prior Educational and General Fund year-end balance.

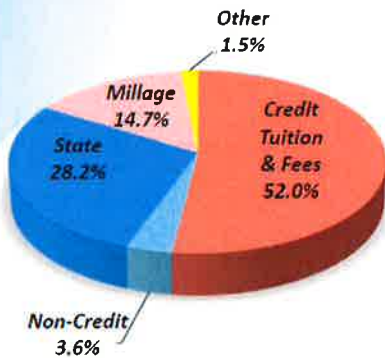
**\$50,462 increase in EETF received after BOT Budget Approval.



**NORTHWEST ARKANSAS COMMUNITY COLLEGE
FY 2016 AND FY 2017 BUDGET COMPARISON BY ACCOUNT**

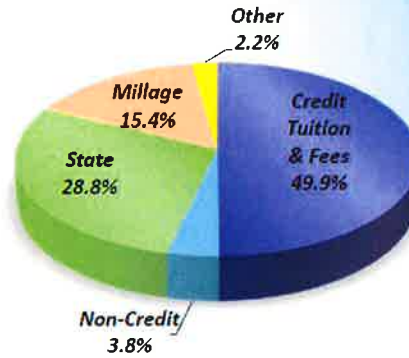
ACCOUNT	ACCOUNT TITLE	FY 2016 TOTAL	FY 2017 TOTAL	CHANGE	%CHANGE
51000	Tuition-Credit	\$ 15,770,018	\$14,922,652	\$ (847,366)	-5.4
51010	Other Tuition-Credit	169,513	160,000	(9,513)	-5.6
51020	NWACC Tuition Scholarship/Waiver	(1,251,763)	(1,361,763)	(110,000)	8.8
51050	Tuition-Non-Credit	668,813	781,725	112,912	16.9
51100	Student Fees-Credit	6,738,910	6,550,713	(188,197)	-2.8
51160	Student Fees-Non-Credit	808,599	756,500	(52,099)	-6.4
51200	Other Operating Revenues	489,672	454,597	(35,075)	-7.2
52000	Gifts & Grants Reimbursement	82,130	99,062	16,932	20.6
52101	General Revenue	10,619,202	10,619,202	-	0.0
52102	Educational Excellence Trust Fund	1,034,323	1,077,690	43,367	4.2
52200	Other Non Operating Revenue	62,100	338,785	276,685	445.5
56000	Property Taxes	6,040,000	6,257,541	217,541	3.6
Total Revenue		\$ 41,231,517	\$40,656,704	\$ (574,813)	-1.4
61000	Instructional Administration	\$ 2,704,127	\$ 2,775,333	\$ 71,206	2.6
61010	Full-Time Instructors	6,743,629	6,818,229	74,600	1.1
61020	Part-Time Instructors	3,312,625	3,254,565	(58,060)	-1.8
61030	FT Instructors Overload	397,163	383,934	(13,229)	-3.3
61200	Administrative/Professional	4,889,848	4,890,354	506	0.0
61300	Classified	4,645,749	4,358,461	(287,288)	-6.2
61400	Extra Help	486,554	433,197	(53,357)	-11.0
61500	Work Study	50,000	58,873	8,873	17.7
61600	Compensated Absences Labor	20,000	20,000	-	0.0
62000	Health Insurance	8,303,278	4,044,202	637	0.0
62020	Other Payroll Deductions	-	4,259,713	-	0.0
71000	Operating Expenses	5,919,062	5,886,814	(32,248)	-0.5
72000	Travel-Prof Dev	297,456	265,761	(31,695)	-10.7
73000	Professional/Contract Fees & Services	1,410,915	1,352,058	(58,857)	-4.2
76000	Capital Outlay	261,677	148,244	(113,433)	-43.3
79000	Other Expenses	1,541,876	1,438,001	(103,875)	-6.7
79990	Operation Contingency Budget	247,558	268,965	21,407	0.0
Total Expenditures		\$ 41,231,517	\$40,656,704	\$ (574,813)	-1.4

FY2017 Operating Budget E&G, Designated, & Auxiliary Funds



FY2016 Revenues

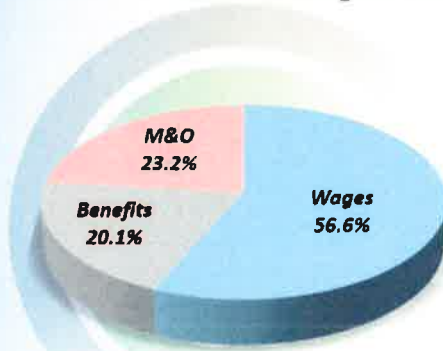
Total: \$41,217,174



FY2017 Revenues

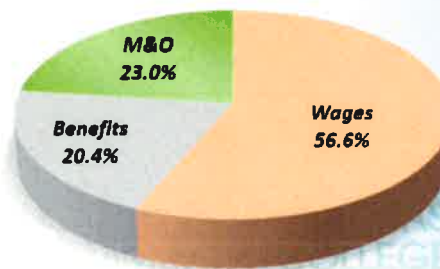
Total: \$40,656,704

FY2017 Operating Budget E&G, Designated, & Auxiliary Funds



FY2016 Expenditures

Total: \$41,217,174



FY2017 Expenditures

Total: \$40,656,704



**NORTHWEST ARKANSAS COMMUNITY COLLEGE
FY 2017 BUDGET by NACUBO FUNCTIONAL PROGRAM CODES**

		EDUCATION & GENERAL					
PROGRAM	PROGRAM TITLE	CREDIT	NON_CREDIT	DESIGNATED	AUXILIARY	TOTAL	%
000	Tuition & Fees	\$18,434,654	\$ 1,532,225	\$ 3,204,711	\$ -	\$23,171,590	56.99
700	Scholarships	(1,251,763)		(110,000)		(1,361,763)	-3.35
001	Appropriations	17,954,433				17,954,433	44.16
002	Gifts, Grants & Contracts	27,300		71,762		99,062	0.24
004	Auxiliary Revenue				430,172	430,172	1.06
005	Other Misc Revenues	313,000		50,210		363,210	0.89
	Total Revenue	\$35,477,624	\$ 1,532,225	\$ 3,216,683	\$ 430,172	\$40,656,704	100
100	Instruction-Credit	\$16,012,679	\$ -	\$ 736,394	\$ -	\$16,749,073	41.20
101	Instruction-Non-Credit	4,000	1,532,225	15,400		1,551,625	3.82
102	Instruction-Secondary	202,338				202,338	0.50
300	Academic Administration	2,265,250		532,729		2,797,979	6.88
301	Library/Educational Media Services	614,106		254,999		869,105	2.14
302	Academic Support Technology	3,072,934		46,331		3,119,265	7.67
400	Student Support Services	3,991,386		125,908	15,000	4,132,294	10.16
500	Institutional Support	5,405,133		304,407	116,505	5,826,045	14.33
600	Operation & Maintenance of Plant	3,909,798		1,200,515	298,667	5,408,980	13.30
	Total Expenditures	\$35,477,624	\$ 1,532,225	\$ 3,216,683	\$ 430,172	\$40,656,704	100



Updated 06/21/2016

