

COMPLETE COLLEGE AMERICA

Game Changers in College Completion

Dhanfu E. Elston, Ph.D. (*dah-nee-foo*)
Vice President for Alliance State Relations

Bruce Vandal, Ph.D
Vice President for Results

@DrElston
@BruceatCCA



@CompleteCollege



Your poll will show here

1

Install the app from
pollev.com/app



2

Make sure you are in
Slide Show mode

Still not working? Get help at pollev.com/app/help

or

[Open poll in your web browser](#)





Your poll will show here

1

Install the app from
pollev.com/app

2

Make sure you are in
Slide Show mode

Still not working? Get help at pollev.com/app/help

or

[Open poll in your web browser](#)



COMPLETE COLLEGE AMERICA

Working with states to significantly **increase** the number of Americans with quality career **certificates or college degrees** and to **close attainment gaps** for traditionally underrepresented populations.

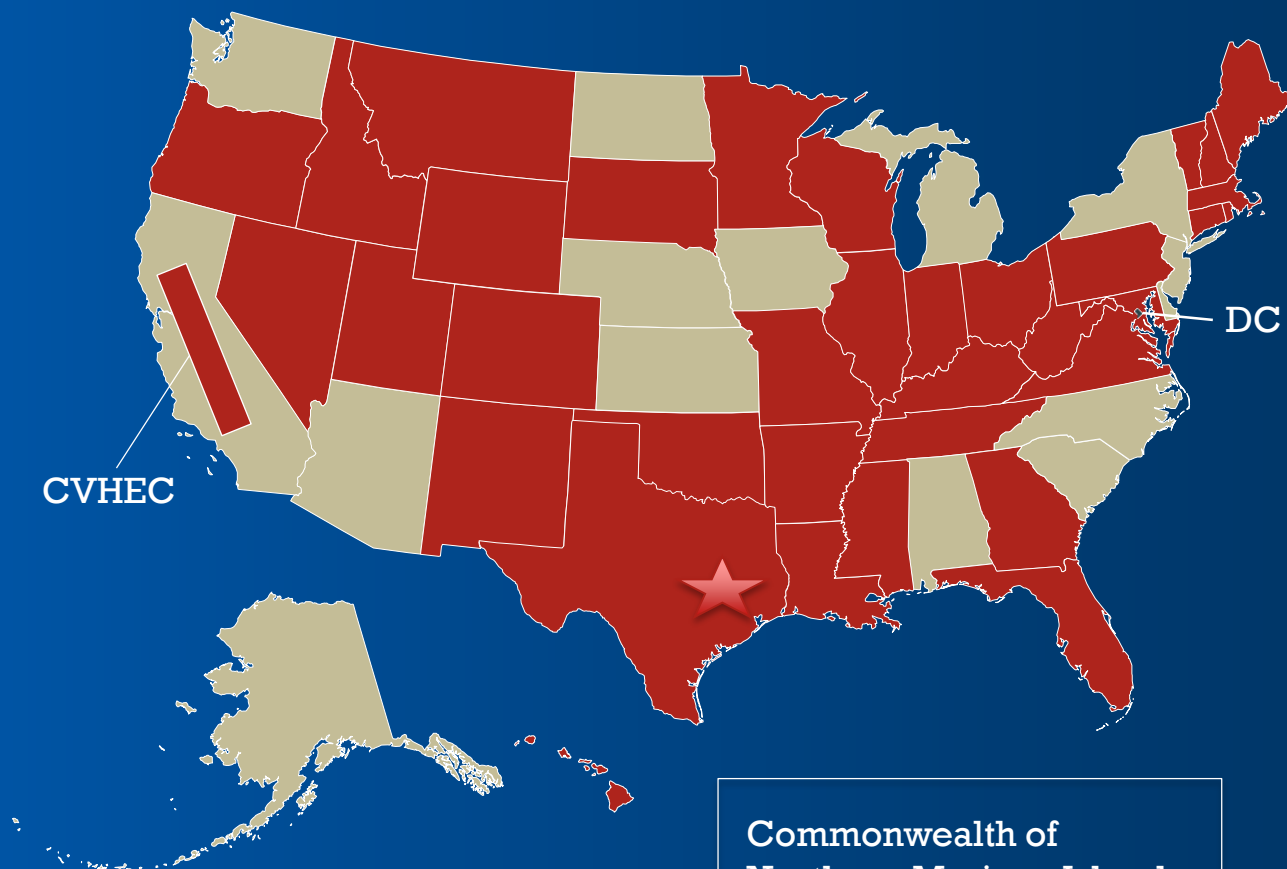
www.completecollege.org

State Commitments

- ✓ Establish State and Campus Completion Goals
- ✓ Measure and Annually Report Student Progress and Success
- ✓ Work Toward Implementation of Game Changer Strategies

COMPLETE COLLEGE AMERICA

The Alliance of States



40

Commonwealth of
Northern Mariana Islands
Puerto Rico






LONG BEACH
CITY COLLEGE



50 of 580+

public four-year institutions



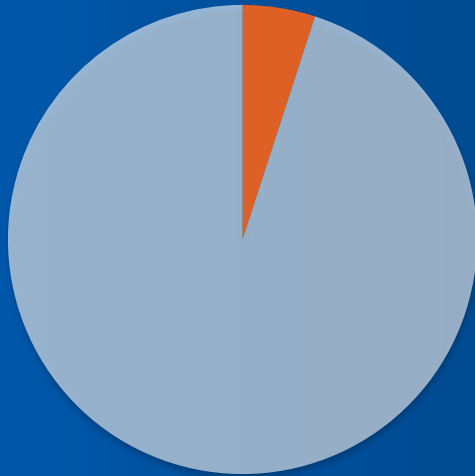


Four-Year

MYTH

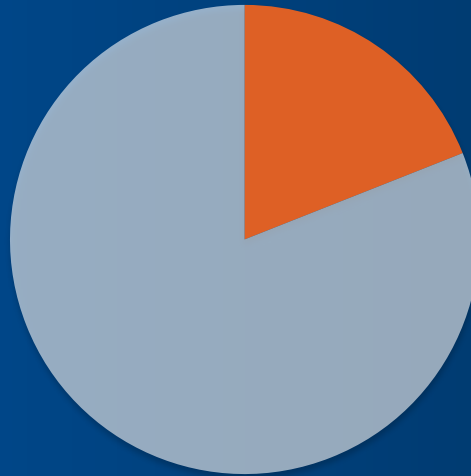
On-Time Graduation Rates

2-Year



5%

4-Year
(non-flagship)



19%

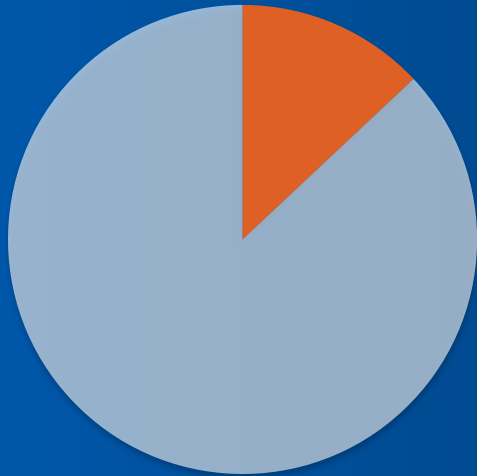
4-Year
(flagship/
very high research)



36%

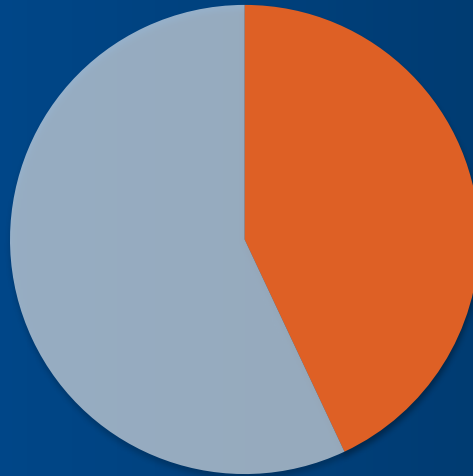
150% Graduation Rates

2-Year



13%

4-Year
(non-flagship)



43%

4-Year
(flagship/
very high research)



68%

Excess Credits

2-Year

80.9



60 Credits

4-Year

(non-flagship)

133.5



120 Credits

4-Year

(flagship/
very high research)

134.6




120 Credits

Time to Degree

2-Year

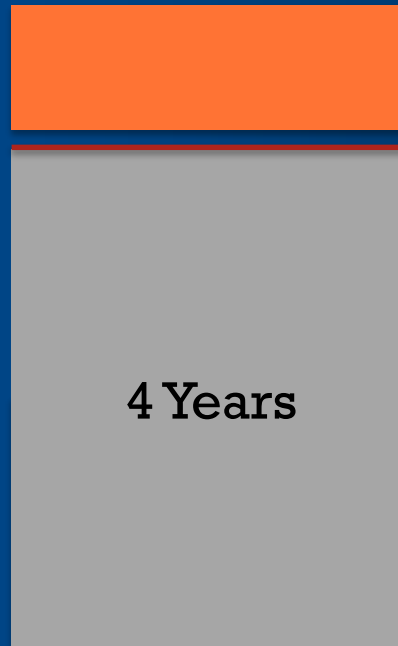
3.6



4-Year

(non-flagship)

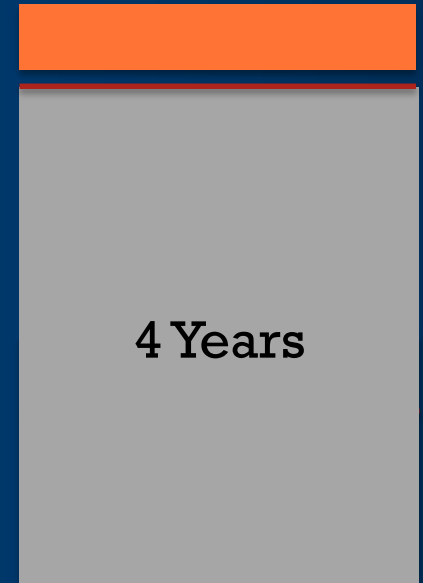
4.9



4-Year

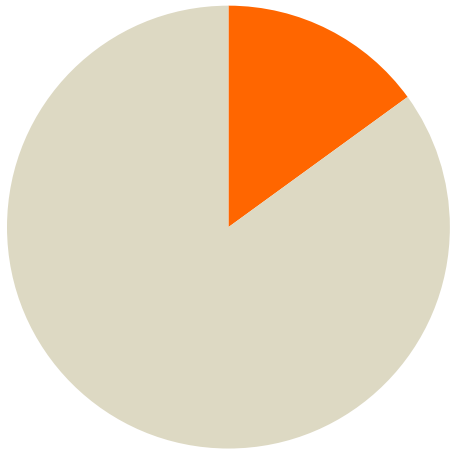
(flagship/
very high research)

4.4



Too Few Arkansans Graduate

2 year colleges

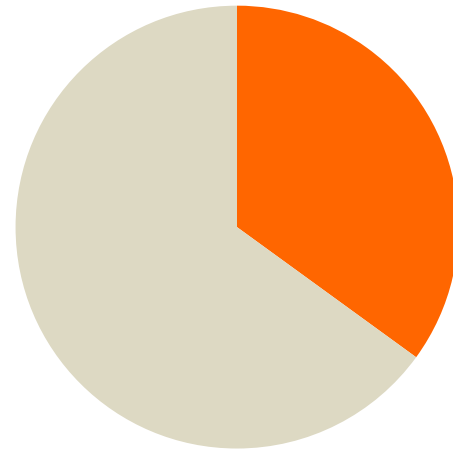


16%

Within
3 years

(full-time)

4 year colleges
(non-flagship)



35%

Within
6 years

Remediation Arkansas Community Colleges

Students Who Require Remediation

White



66%

African American



82%

Hispanic



69%

Few Arkansas Remedial Students Complete College Gateway Courses at 2-year Colleges



84%

DON'T Complete
Corresponding
Gateway Course

Excess Credits - Arkansas

2-Year

81.7




60 Credits

4-Year

(non-flagship)

131.7



120 Credits

4-Year

(flagship/
very high research)

124.2



120 Credits

Time to Degree - Arkansas

2-Year

4.5

2 Years

4-Year

(non-flagship)

5.5

4 Years

4-Year

(flagship/
very high research)

4.9

4 Years

Yearly Cost of Attendance

2-Year Commuter

\$1,270
books
and supplies

\$3,264
tuition
and fees

\$7,466
room
and board

\$2,225
other
expenses

\$1,708
transportation

\$15,933

Extra Year

2-Year

\$15,933

attendance

\$35,000

lost wages

\$50,933

4-Year

\$22,826

attendance

\$45,327

lost wages

\$68,153

~70% increase

\$20,000



On Time

\$35,000



In 6 Years


**TEMPLE
UNIVERSITY**

\$19,000



On Time

\$32,000



In 6 Years

UT-AUSTIN

Debt After Graduation


The Game Changers



COMPLETE COLLEGE AMERICA


Behavioral Economics: **Default**

Organ Donation Rates



Austria (OPT-
OUT)

99%



Germany (OPT-
IN)

12%



1. Performance Funding & Metrics



2. Full Time is Fifteen



3. Structured Schedules



4. GPS Direct



5. Corequisite Remediation

If I asked people what they

wanted



they would have said

“faster horses”

— Henry Ford



GAME CHANGER

Performance
Funding



Metrics: Data Drives Change!

- Rates and number of degrees
- Momentum points (remediation, gateway courses, first-year credits, time to degree)
- By race, age, gender, income

Adopted by National Governors Association

CCA DATA METRICS

CONTEXT

- Enrollment
- Completion ratio *

PROGRESS

- Remediation*
- Success in 1st yr college English and math*
- Credit accumulation *
- Retention rates
- Course completion *

OUTCOMES

- Degrees awarded annually and change over time
- Graduation rates
- Transfer rates
- Credit and time to degree*

** Not collected in IPEDS*

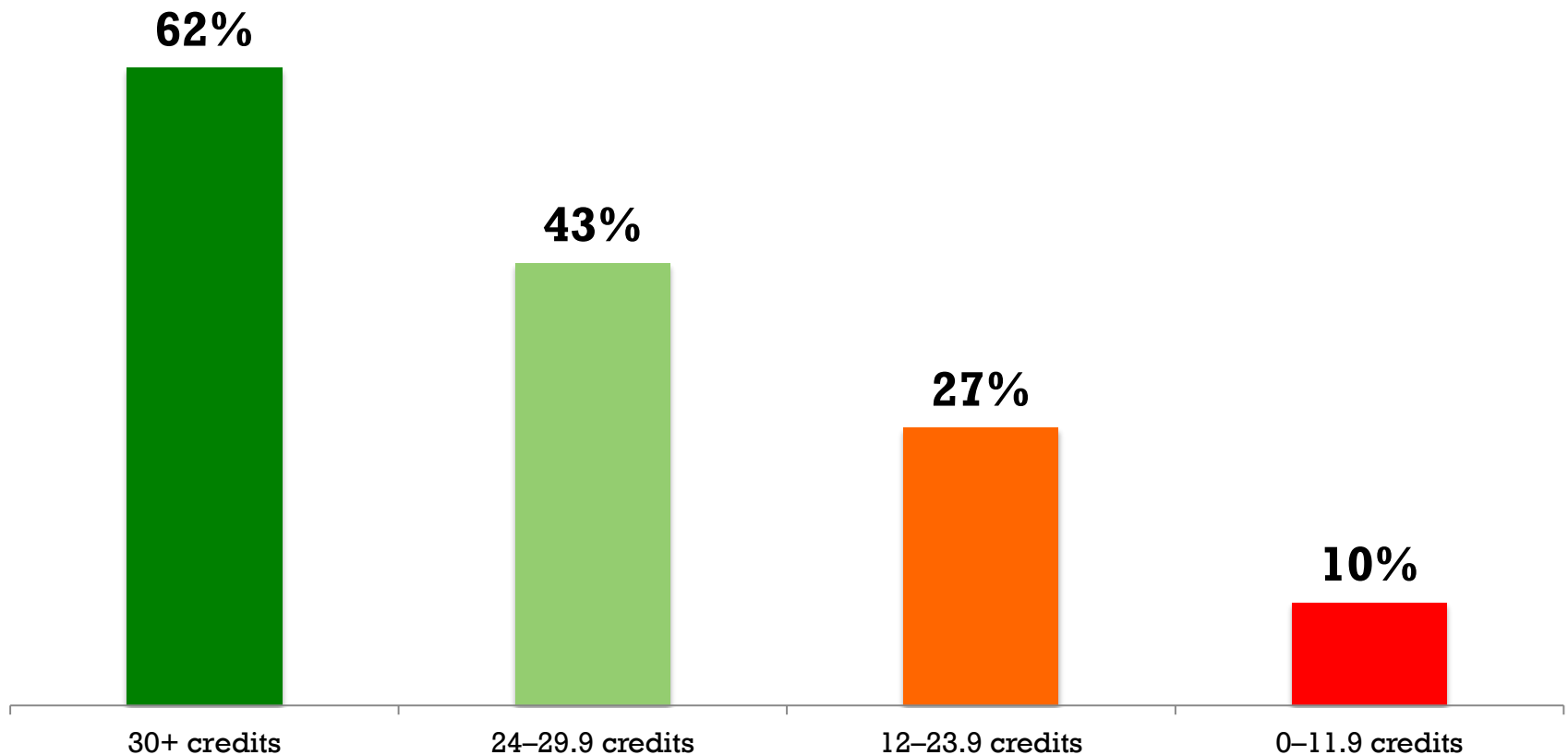


GAME CHANGER

15-To-Finish

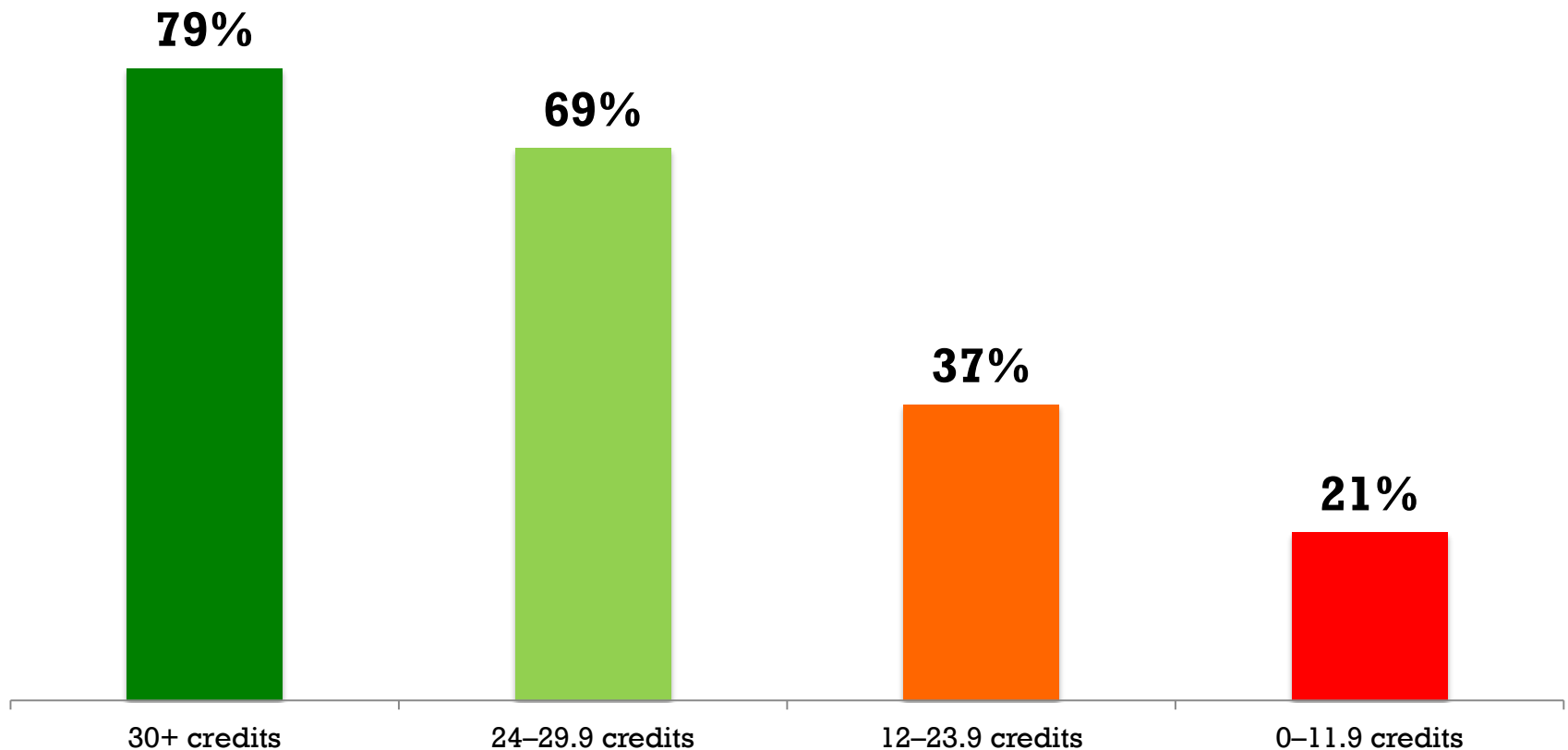
The Power of 15 Credits: More students graduate when they complete 30+ credits in their first year.

Associate Degrees



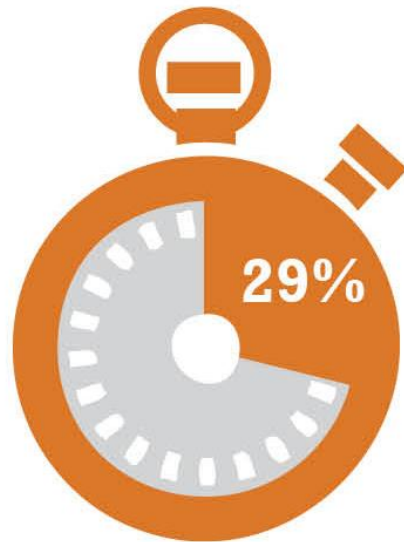
The Power of 15 Credits: More students graduate when they complete 30+ credits in their first year.

Bachelor's degree




Most students DON'T take the credit hours necessary to graduate on time.

Full-time Students Taking 15+ Credits Per Semester

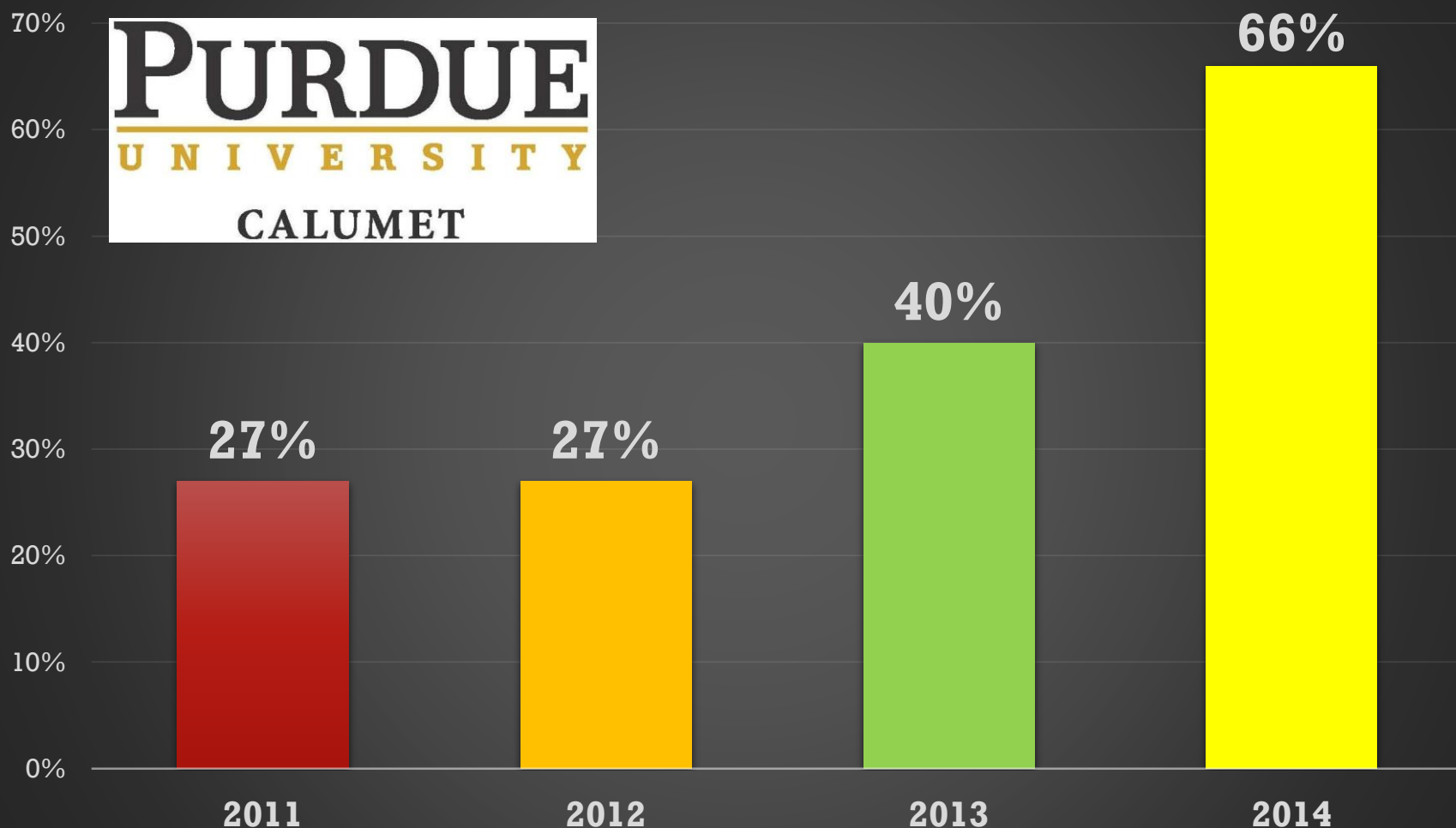


At 2-year
institutions



At 4-year
institutions

% First-Time, Full-Time Students Enrolled in 15+ Credit Hours (1st semester)






GAME CHANGER

Structured Schedules

Today's Students

- **70%** are **non-traditional**.
- **70% commute** to campus.
- **40% work 30 hours** a week.
- **25% work full time and attend college full time.**
- **20%** have **children**.



✓ GAME CHANGER

Structured Schedules



Predictable, block schedules of classes



Cohorts of students







Students choose programs or majors, not courses



Default enrollment is full-time(on-time) or year-round for part-time

Baltimore City Community College

Monday	Tuesday	Wednesday	Thursday	Friday
MORNING BLOCK				
8:00AM – 8:50AM MUS 103 - #8765	Structured Learning Activities 	8:00AM – 8:50AM MUS 103 - #8765	Structured Learning Activities 	8:00AM – 8:50AM MUS 103 - #8765
9:00AM – 9:50AM MAT107 - #8766		9:00AM – 9:50AM MAT107 - #8766		9:00AM – 9:50AM MAT107 - #8766
10:00AM – 10:50AM SP 101 - #8767		10:00AM – 10:50AM SP 101 - #8767		10:00AM – 10:50AM SP 101 - #8767
11:00 AM – 11:50AM ENG101 - #8768	11:00 AM – 12:10PM RENG 92 - #8769	11:00 AM – 11:50AM ENG101 - #8768	11:00 AM – 12:10PM RENG 92 - #8769	11:00 AM – 11:50AM ENG101 - #8768
12:00PM – 12:50PM COLLEGE FREE HOUR		12:00PM – 12:50PM COLLEGE FREE HOUR		12:00PM – 12:50PM COLLEGE FREE HOUR

AFTERNOON BLOCK				
1:00PM – 1:50PM ART 106 - #8771	1:00 AM – 2:10PM MAT 92 -	1:00PM – 1:50PM ART 106 - #8771	1:00 AM – 2:10PM MAT 92 -	1:00PM – 1:50PM ART 106 - #8771
2:00PM – 2:50PM SP 101 - #8772		2:00PM – 2:50PM SP 101 - #8772		2:00PM – 2:50PM SP 101 - #8772
3:00 PM – 3:50PM ENG 101 - #8773	Structured Learning Activities	3:00 PM – 3:50PM ENG 101 - #8773	Structured Learning Activities	3:00 PM – 3:50PM ENG 101 - #8773
4:00PM – 4:50PM MAT 107 - #8774		4:00PM – 4:50PM MAT 107 - #8774		4:00PM – 4:50PM MAT 107 - #8774
5:00PM – 5:50PM		5:00PM – 5:50PM		5:00PM – 5:50PM

Where there is structure, there are significant results.

TENNESSEE COLLEGES OF APPLIED TECHNOLOGY

75% avg. on-time
graduate rate

TENNESSEE COMMUNITY COLLEGES

14% avg. on-time
graduate rate

Texas Legislation HB 1583

- Facilitate timely degree completion at public junior colleges
- Morning, full-day, afternoon, or evening blocks
 - **allied health**
 - **nursing**
 - **career and technology**





GAME CHANGER

GPS: Direct



**DO
THIS**

GPS: Essential Components

 1. Purpose First: Informed Choice

 2. Academic Maps

 3. Meta-Majors

 4. Default Pathways

 5. Critical Path Courses

 6. Intrusive Advising

GPS DIRECT

- **Meta-Majors**
- **Academic Maps**
- **Math Pathways**
- **15-To-Finish**

- **Structured Schedules**
- **Corequisite Remediation**
- **Default Pathways**

Create Path

Choose Path

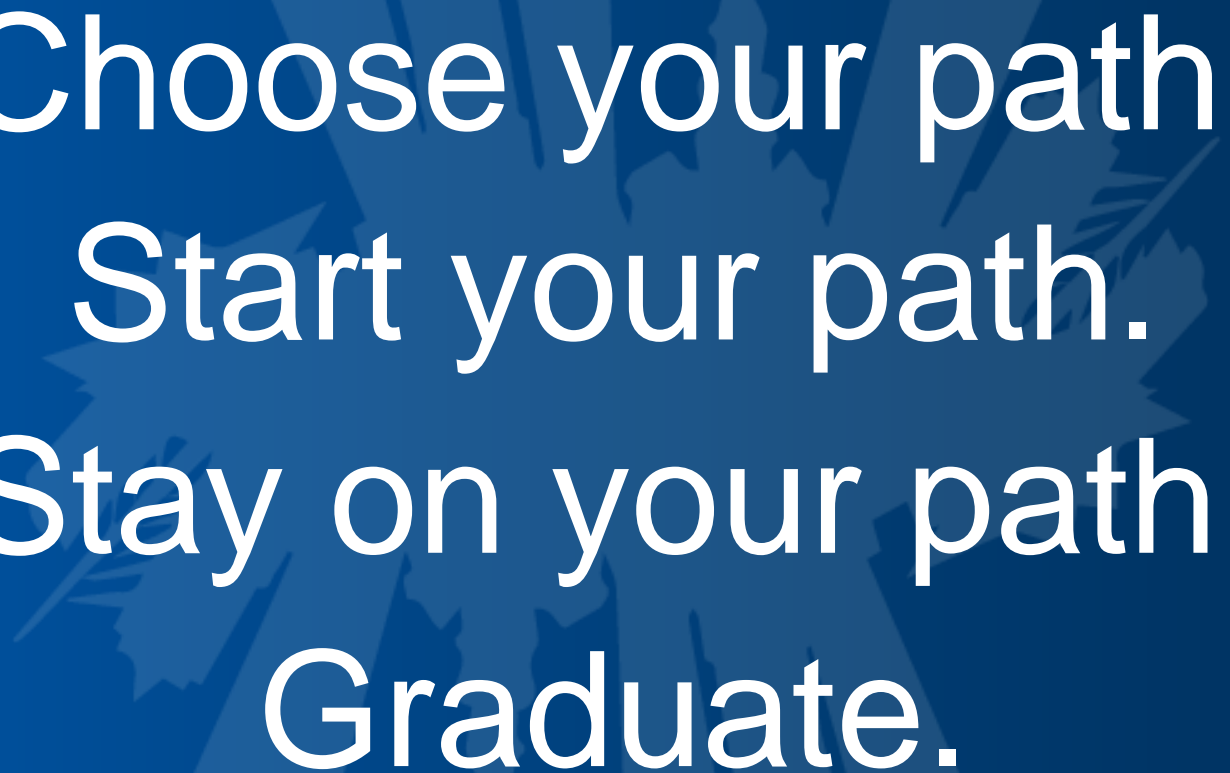
Start Path

Stay On Path / Graduate

- **Purpose First (Onboarding)**
- **Meta-Majors**
- **15-To-Finish**

- **Critical Path Courses**
- **Intrusive Advising**

TECHNOLOGY | DATA METRICS



Choose your path.
Start your path.
Stay on your path.
Graduate.



Your poll will show here

1

Install the app from
pollev.com/app



2

Make sure you are in
Slide Show mode

Still not working? Get help at pollev.com/app/help

or

[Open poll in your web browser](#)





Questions for a Potential Nursing Student

- Are you prepared for Chemistry 101?
- Do you like working with people?

“Real-Life Questions”

- How do you feel about working with BLOOD and BEDPANS?



ACADEMIC MAPS: 4 essential components – the narrative, sample schedule, milestones and employment opportunities

The narrative explains the **use of academic maps** and any specific information about **degree requirements**, including admissions requirements

Criminology/Criminal Justice is an interdisciplinary field of study. Included are the contributions and approaches of many of the social and behavioral sciences, as well as areas of study such as law and ethics, as they relate to the phenomenon of crime. The criminology/criminal justice major prepares students for employment in a wide variety of criminal justice agencies, under local, state and federal jurisdictions, as well as the private sector. This major can also serve as a foundation for graduate study in criminology, law, social work, sociology, psychology, and government including public administration.

The sample schedule outlines **which courses** should be taken in **which specific term** in order to **satisfy all requirements**

Sample Schedule		Milestones	
TERM 1		TERM 1	
ENC1101	3	Complete ENC1101	
LS Math	3	GPA ≥ 2.0 and in good academic standing	
LS Natural Science w/Lab	4		
Elective/minor	3		
Elective	1		
Total hours	14		
TERM 2		TERM 2	
ENC1102 or other second English	3	Complete ENC1102	
LS Math (STA1013/2122)	3	Complete LS Mathematics course	
LS History/Humanities/Fine Arts	3	GPA ≥ 2.0 and in good academic standing	
CGS2060	3		
Elective/minor	3		
Total hours	15		

The **milestones** identify **critical courses** for timely progress and the last semester in which they can be completed for **on-time graduation**. **Critical grades for Milestone courses** may be included.


List of Representative Job Titles and Potential Employers

Meta Majors



**Why
GPS?**

1 counselor : 400 students





Intrusive (Proactive) Advising

- Students must see their advisors before registering for classes if:
 - they do not complete the critical path course on schedule
 - they fall 2 or more courses behind on their academic map
 - they have a 2.0 GPA or less for the semester




- **Degree maps** and **intrusive advising**
- Graduation rates **up 20 percentage points** in past 10 years
- Graduation rates higher for:
 - Pell students, at **52.5%**
 - African American students, at **57.4%**
 - Hispanic students students, at **66.4%**
- More bachelor's degrees to African-Americans than any other U.S. university



GAME CHANGER

Corequisite
Remediation

Remediation



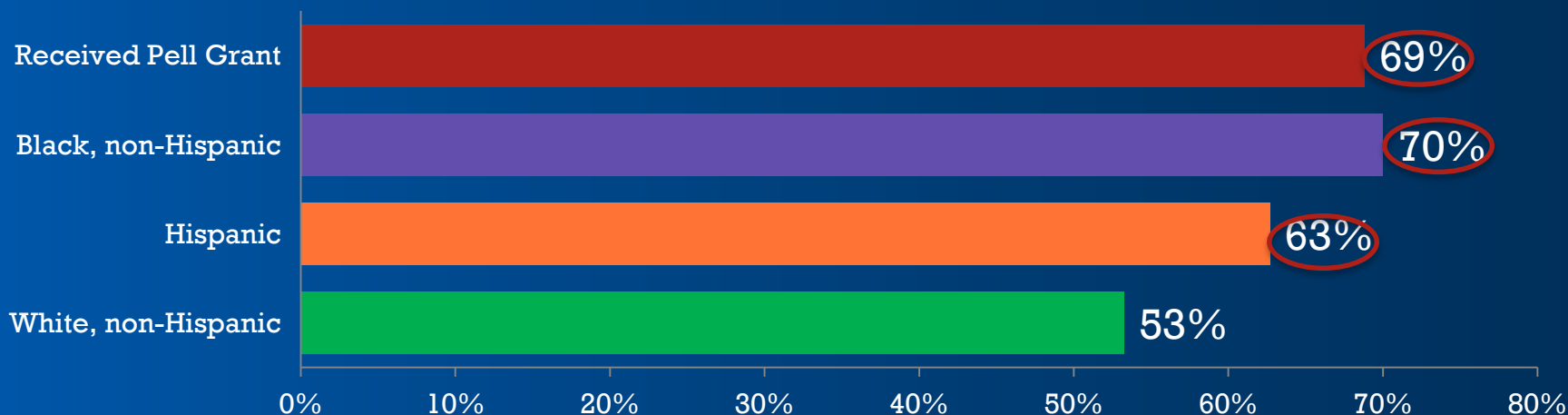
**Too many students
start college in
remediation.**

61% in 2-year institution

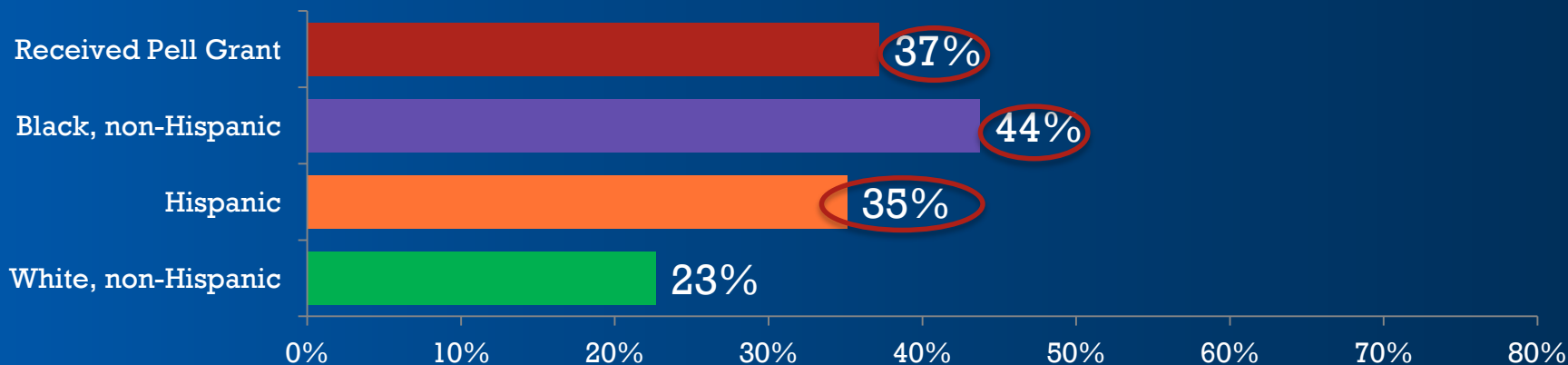
**28% in 4-year, non-
flagship institution**

African Americans, Hispanics and Pell Students are Over Represented

2-year Students



4-year Non-Flagship Students

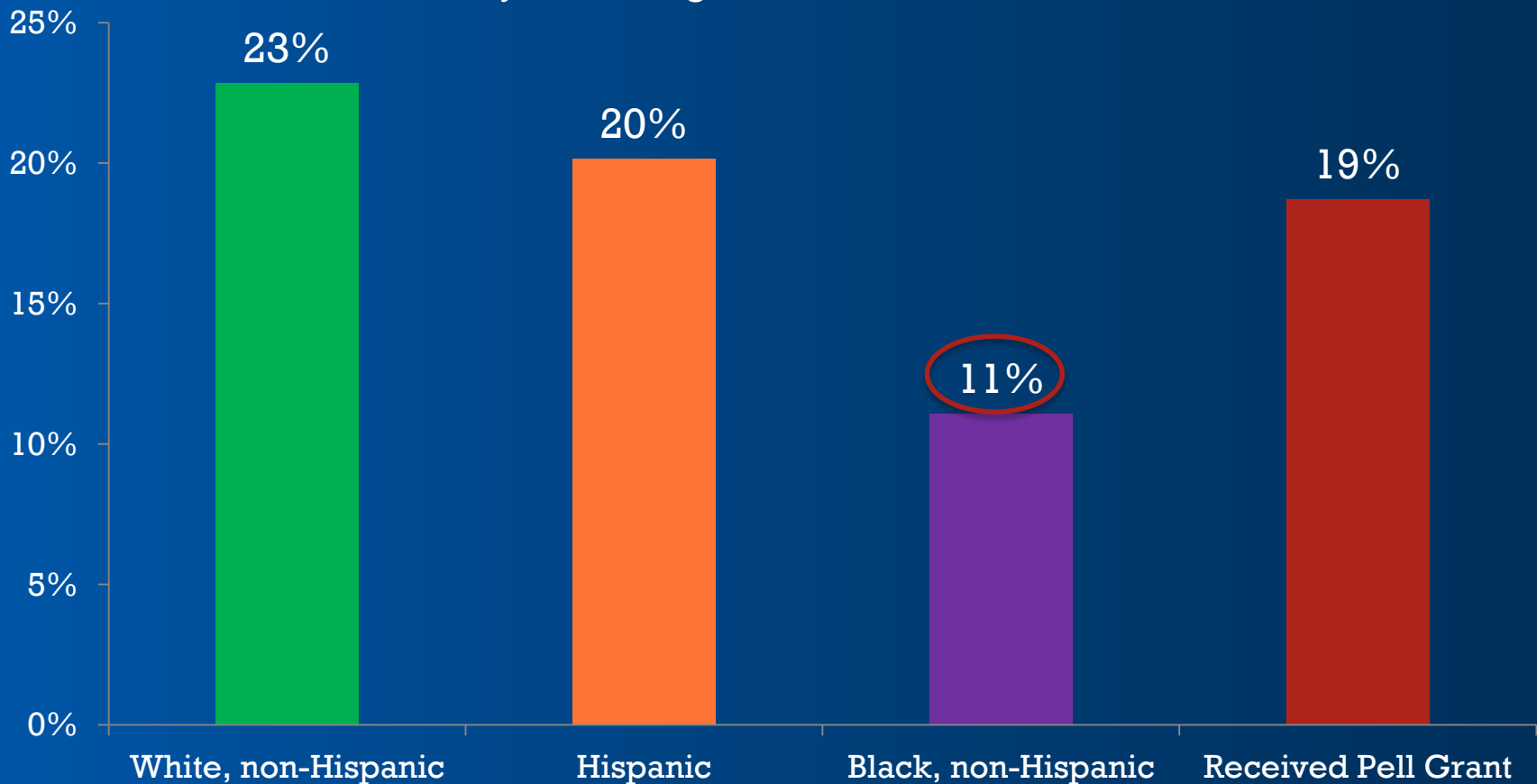


Access to College or Remediation


For too many students, a remedial class is their first and their last college experience.

The System Does Not Work, Particularly for African Americans

Gateway Course Completion in 2 years
2-year college remedial students

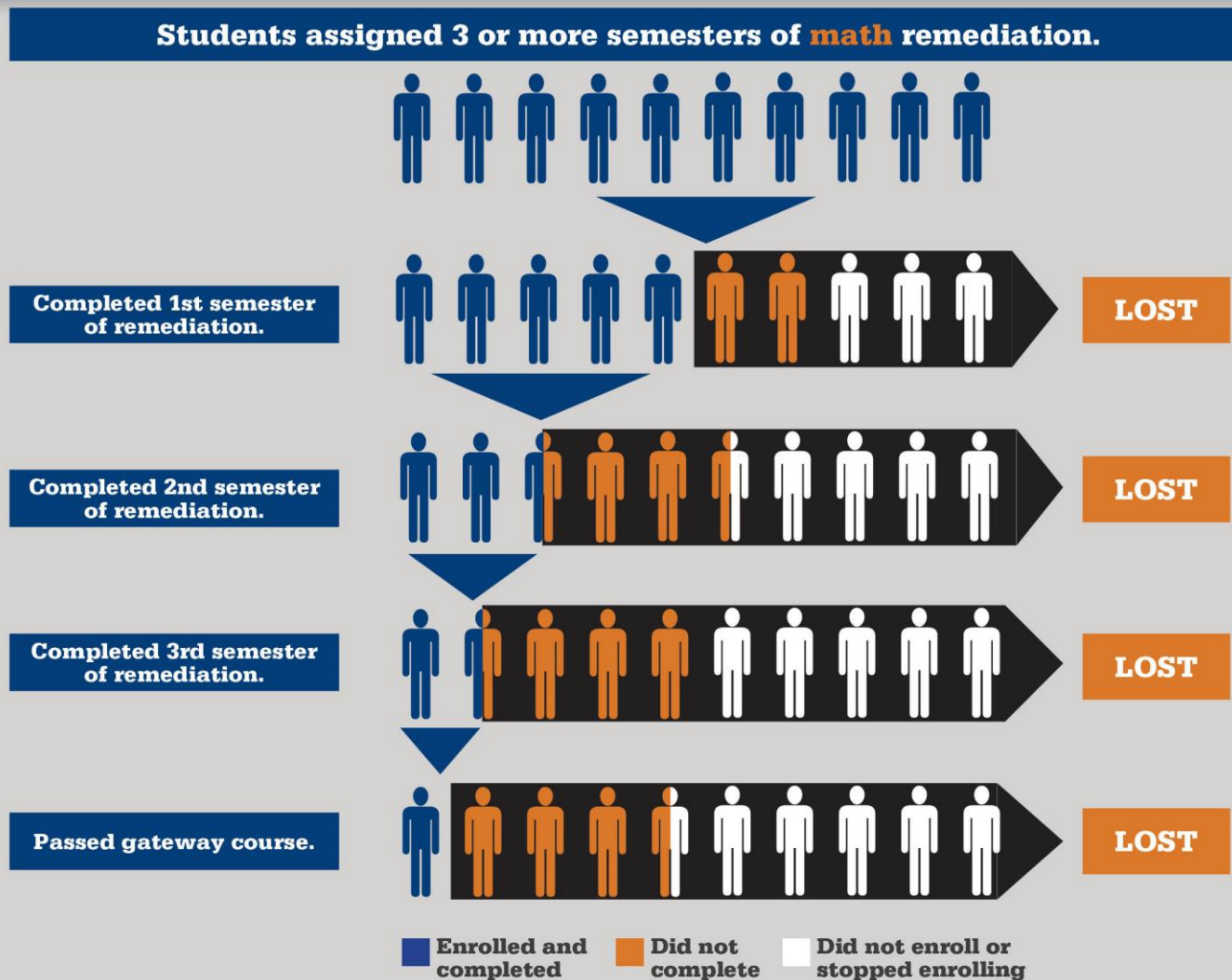


Remediation



**Student attrition is
at the heart of the
matter...**

Remediation: The effect of attrition.



KNOW THIS

The remediation system is broken. More students quit than fail.

SUCCESS AT SCALE

Academic Support as a Corequisite

Math Pathways Aligned to Programs of Study

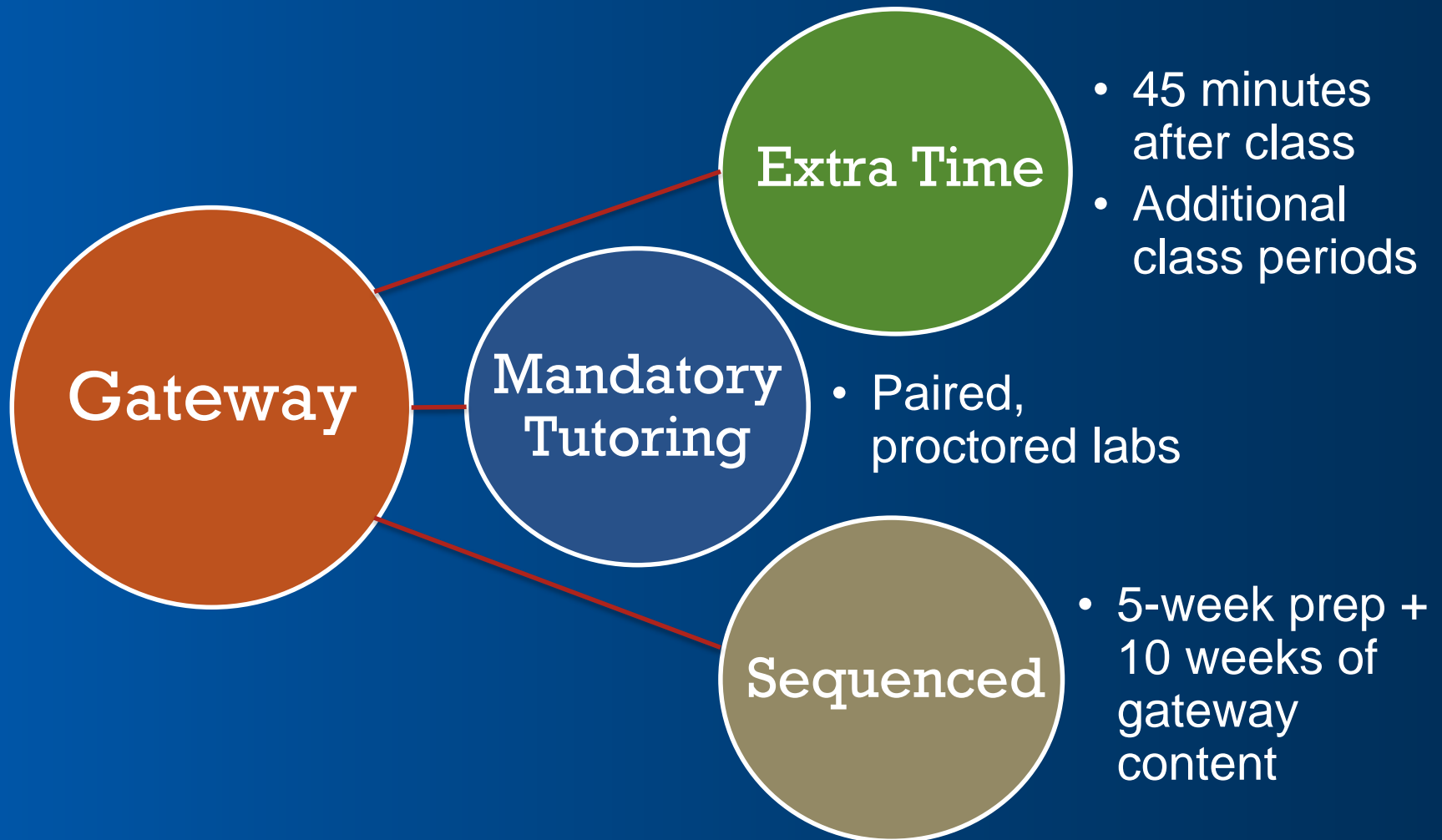
Purpose, Not Placement

Corequisite Support

The Corequisite Strategy

More time on task and help
for students when they need
it (just in time)

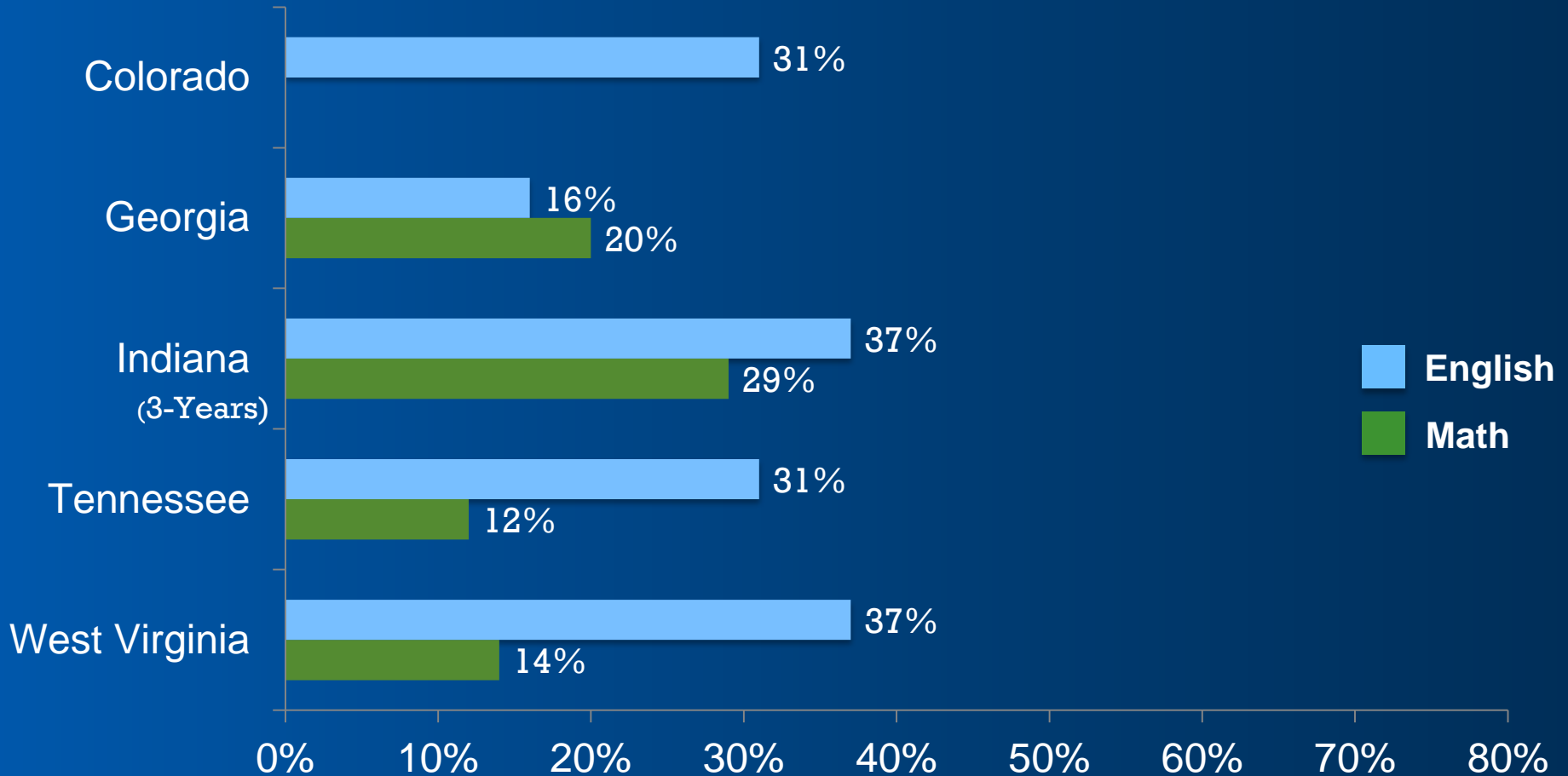
One Semester Redesigned Gateway



#CoreqWorks

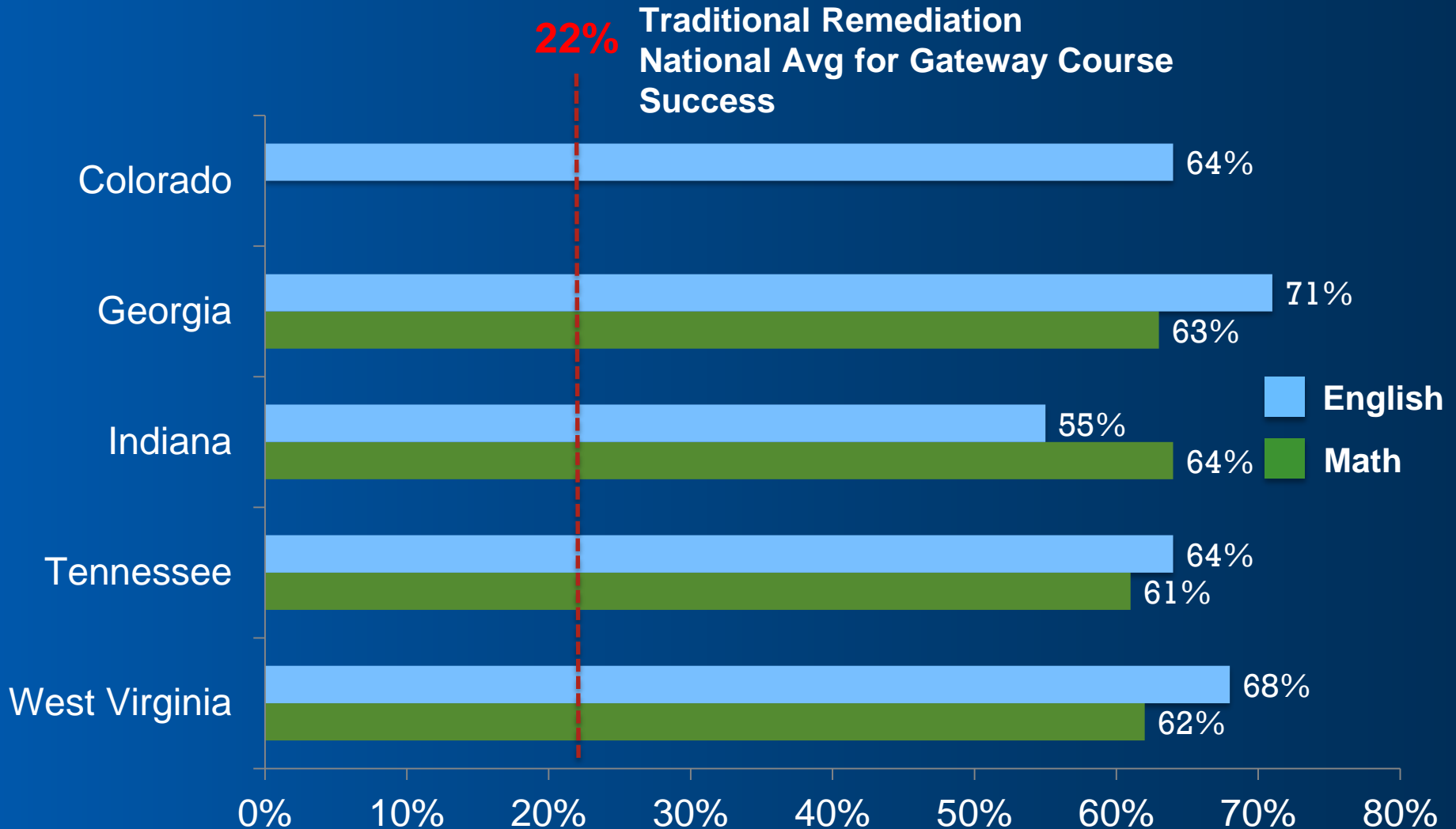
Traditional Remediation Results

2 Years



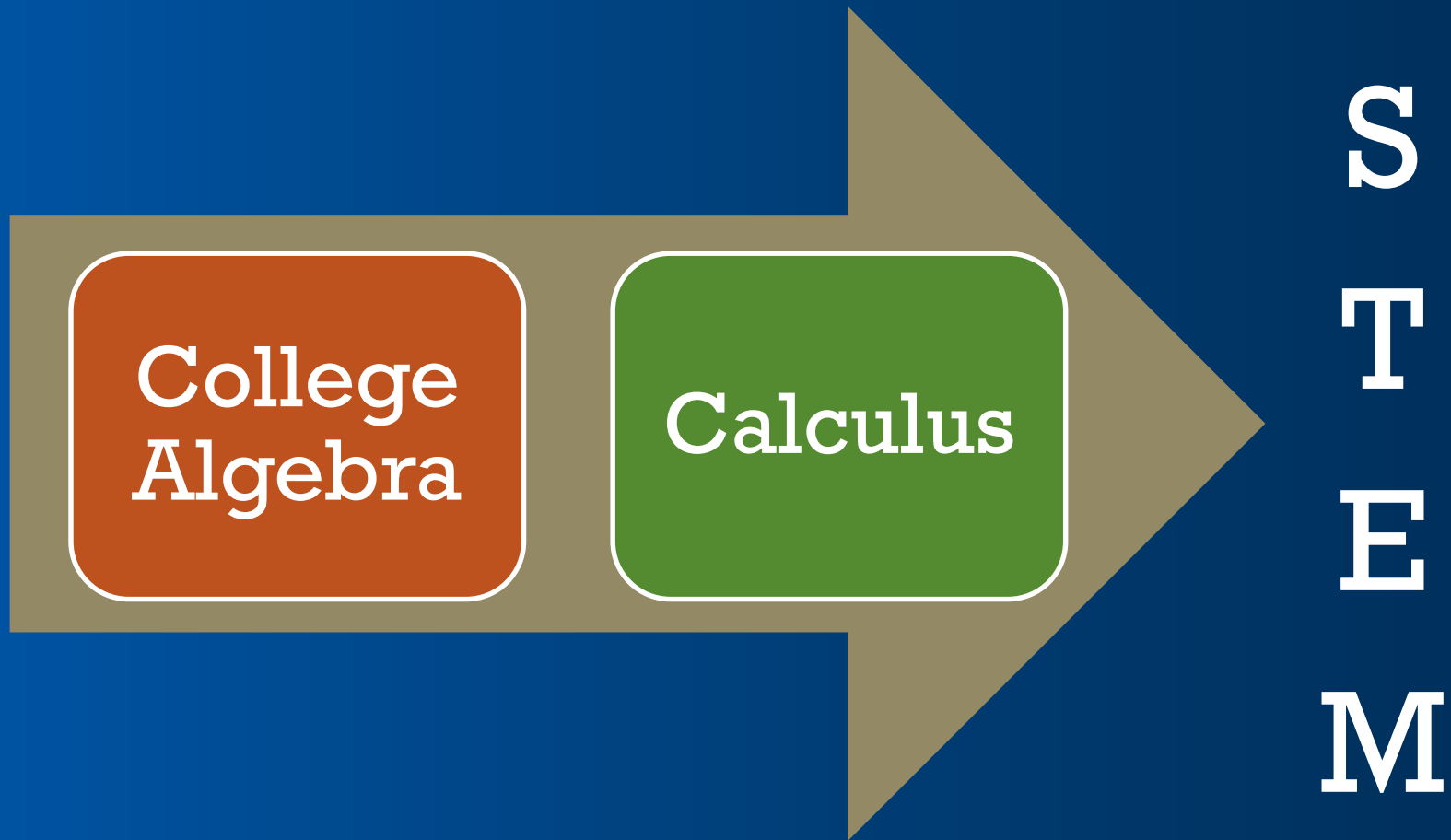
One Semester Scaled Results

One Semester



Math Pathways

College Algebra's Only Purpose: Preparation for Calculus





Math Is Aligned with Meta-Majors

Health Sciences
Social Sciences
Liberal Arts
Education
Business

**Quantitative Reasoning/
Statistics**

Degree

4-Year Transfer

Certificate

License

STEM

**College Algebra/
Precalculus**

Degree

4-Year Transfer

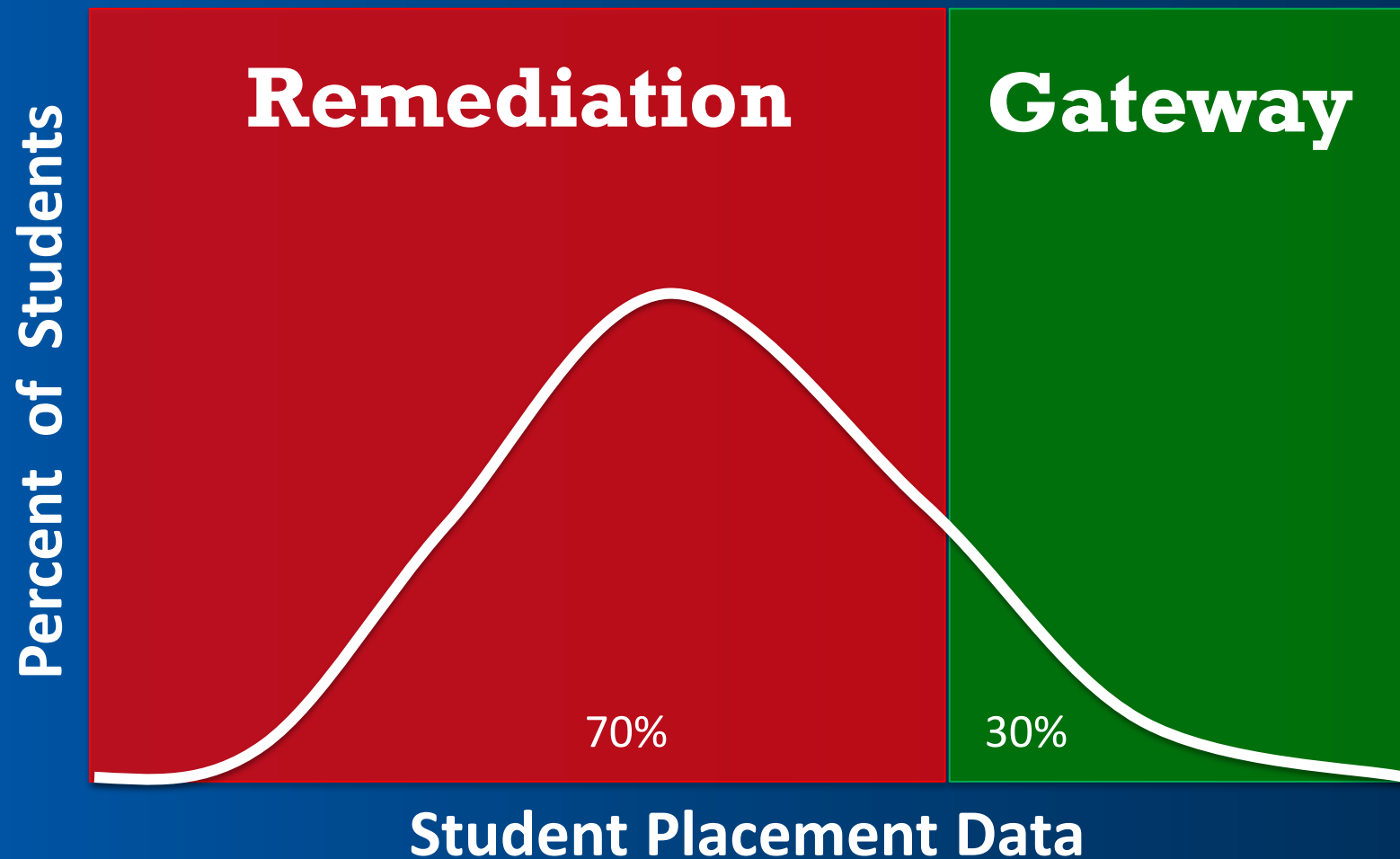
Certificate

License

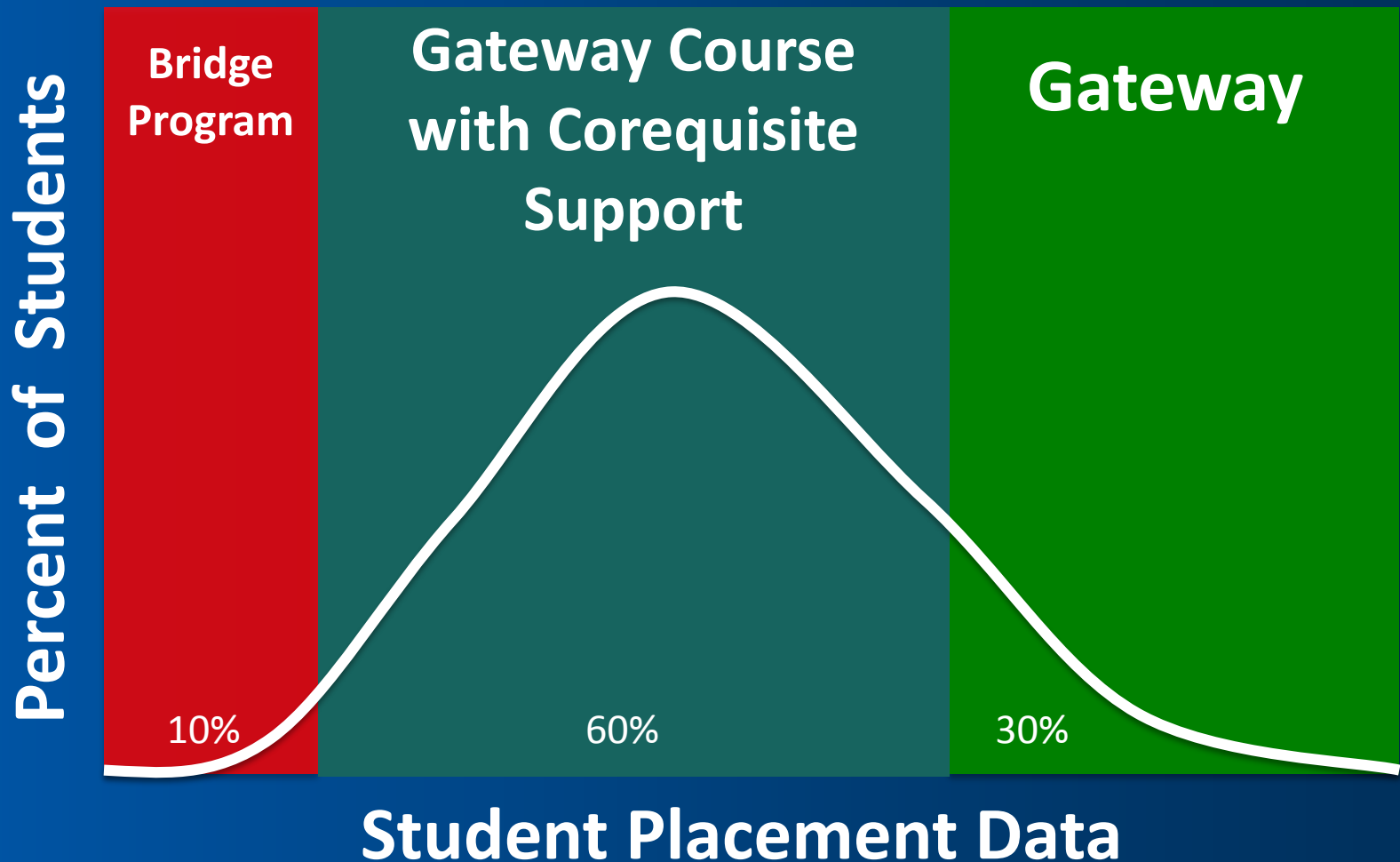
**Purpose,
Not Placement**

50% of Students
Placed In Remediation
Could Pass a Gateway Course

End Use of Traditional Placement



With Corequisite, Most in College-Level



Determining Student Purpose

- Identify Career and Academic Goals
- Holistic College Readiness Inventory – Academic AND College Success Skills
- Determine a Broad Area of Study or Meta-Major
- Enroll in the Right Gateway Courses
- Corequisite for All!
- College Success Interventions for Those Who Need It.

The Game Changers



COMPLETE COLLEGE AMERICA

Enrollments We Seek May Already Be On Campus



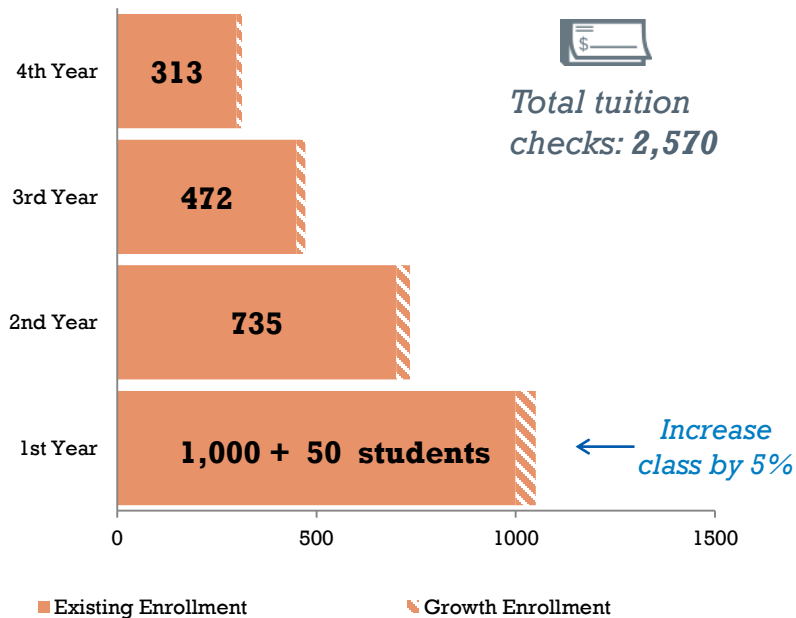
Average University

30% graduation rate

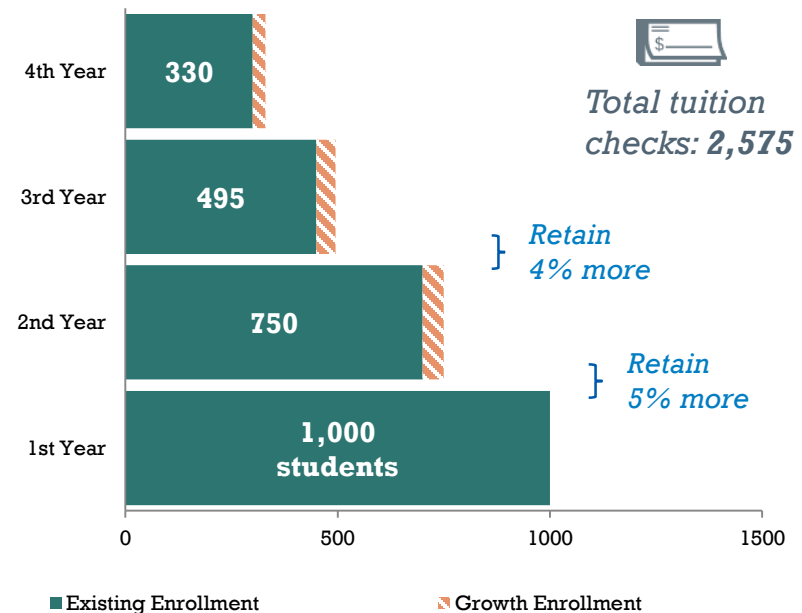
1,000 students in each incoming class

2,450 *tuition checks per graduating class*

Traditional Growth Strategy: Expand Incoming Class



Complementary Growth Strategy: Improve Persistence







Your poll will show here

1

Install the app from
pollev.com/app

2

Make sure you are in
Slide Show mode

Still not working? Get help at pollev.com/app/help

or

[Open poll in your web browser](#)



COMPLETE COLLEGE AMERICA

Working with states to significantly increase the number of Americans with quality career certificates or college degrees and to close attainment gaps for traditionally underrepresented populations.

www.completecollege.org



/ CompleteCollege



/ CompleteCollege