

The seal of the State of Arkansas is a circular emblem. It features a central figure of a woman holding a scale and a sword, surrounded by stars. The outer ring contains the text "GREAT SEAL OF THE STATE OF ARKANSAS".

Arkansas Higher Education Coordinating Board

Special Meeting

April 25, 2013

**ARKANSAS HIGHER EDUCATION COORDINATING BOARD
SPECIAL MEETING**

**Thursday, April 25, 2013
4:00 p.m.**

University of Arkansas Community College at Hope

AGENDA

1. Annual Report on Credentials Awarded (Mr. Rick Jenkins)
2. Annual Report of Student Retention and Graduation (Mr. Jenkins)
3. Annual Report on Retention and Graduation of Intercollegiate Athletes (Mr. Jenkins)
4. Annual Report on Productivity of Recently Approved Programs (Mr. Jenkins)

ANNUAL REPORT ON CREDENTIALS AWARDED

- Attachment 1-A Credentials Awarded, Last Five (5) Years
- Attachment 1-B Credentials Awarded by Degree Code, Public Institutions Only
- Attachment 1-C Credentials Awarded by CIP Code, All Institutions

This is the fourth time this report – the Annual Report on Credentials Awarded – has been presented to the Arkansas Higher Education Coordinating Board.

Credentials are organized by Degree Level. Starting with Academic Year 2010 (2009-10), IPEDS (Integrated Postsecondary Education Data System) required changes in the use of Degree Levels. This report reflects the new IPEDS categories.

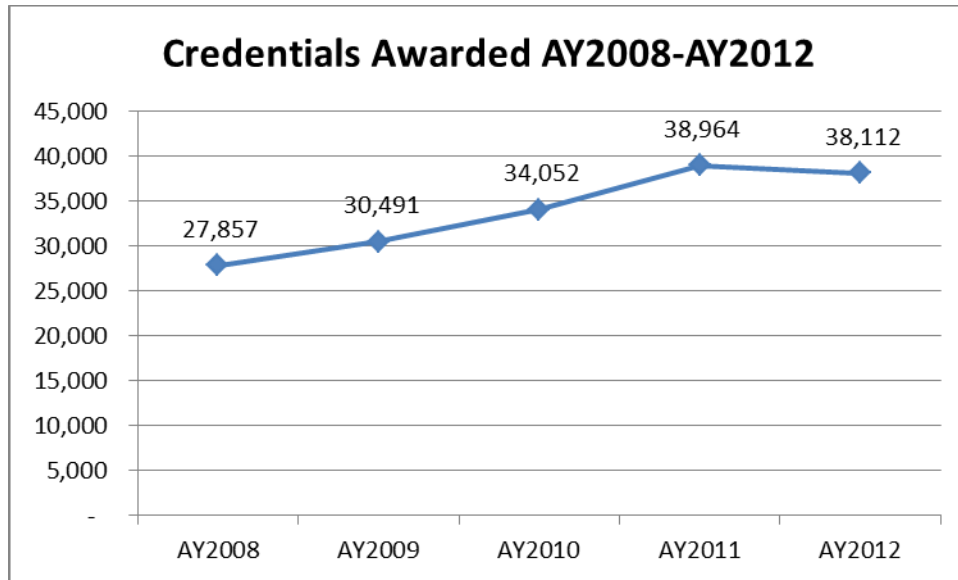
The degree levels are as follows:

Code	Degree Levels
01	Certificate of Proficiency
02	Technical Certificate
03	Associate Degree
04	Advanced Certificate
05	Baccalaureate Degree
06	Post- Baccalaureate Certificate
07	Masters Degree
08	Post-Masters Certificate, Specialist, or Post- First Professional Certificate or Degree
09/17	Doctors Degree – Research/Scholarship
10/18	Doctors Degree – Professional Practice
19	Doctors Degree – Other ¹

The last five academic years have seen a tremendous growth in the number of credentials awarded. The change from AY2008 to AY2012 represents a 36.8 percent growth in credentials awarded.

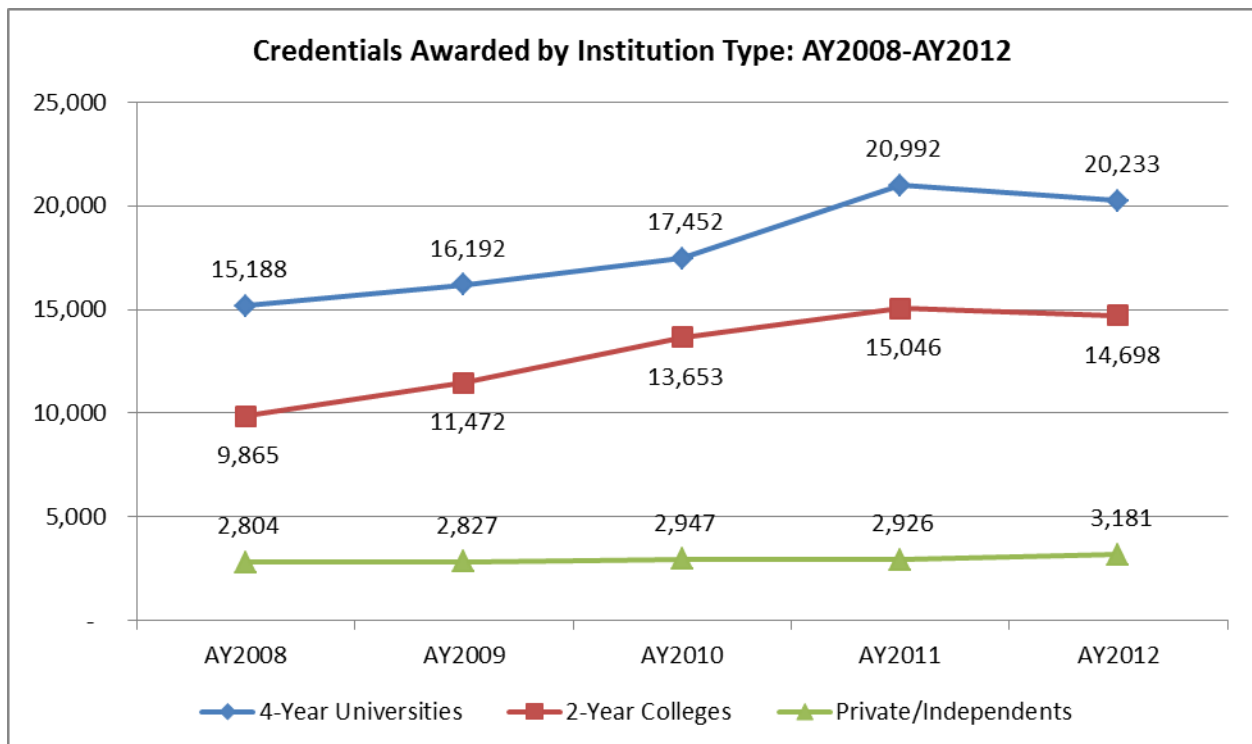
The table below illustrates this growth.

¹ Arkansas has no Doctor's Degrees – Other

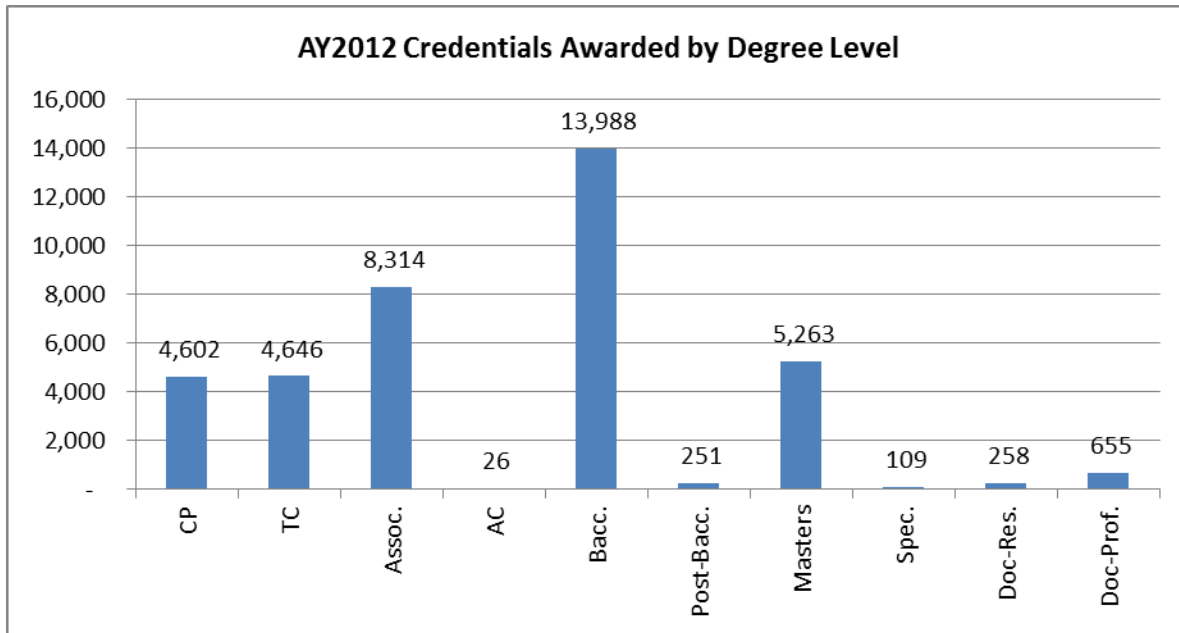


All institution types have seen a growth in the number of credentials awarded over the 5-year period, but not for the 1-year period.

Growth in Credentials Awarded	1-Year Growth	5-Year Growth
4-Year Universities	-3.6%	33.2%
2-Year Colleges	-2.3%	49.0%
Private/Independents	8.7%	13.4%
Total	-2.2%	36.8%

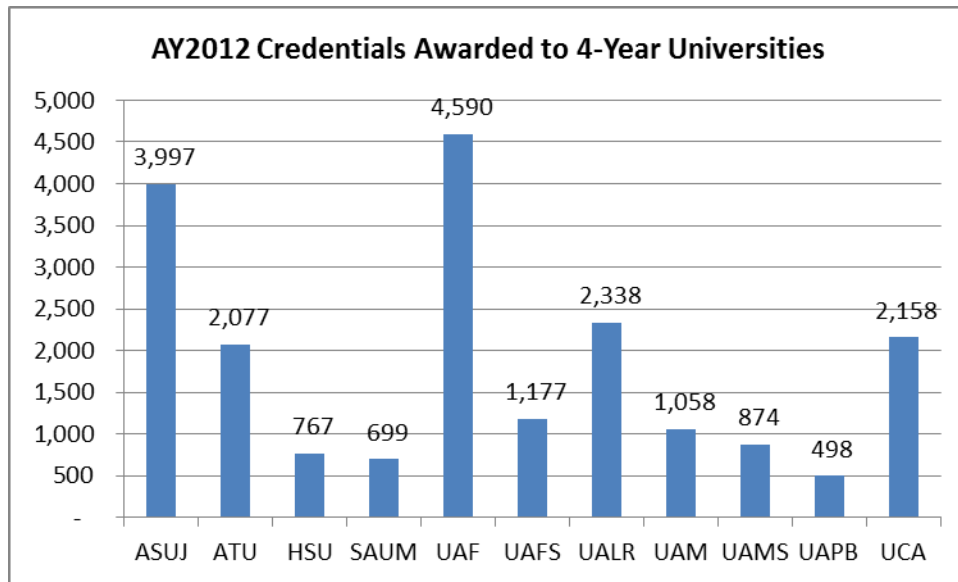
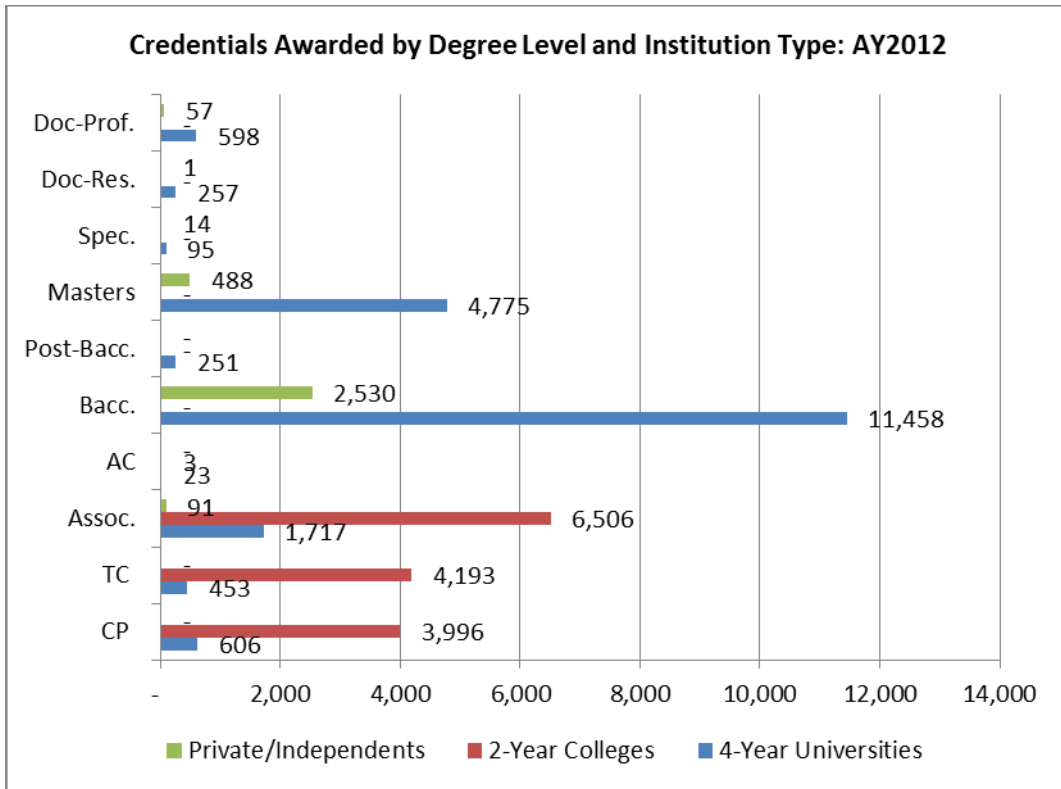


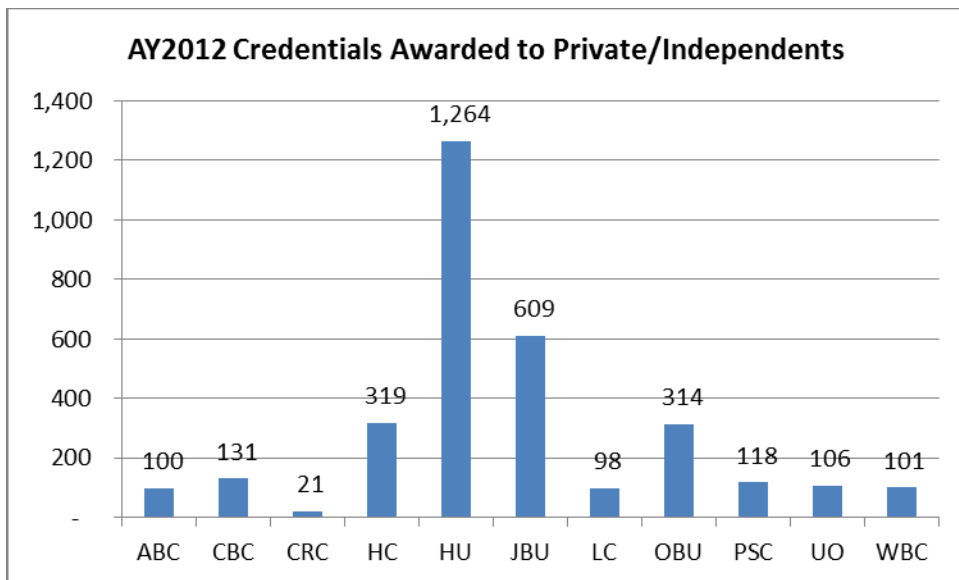
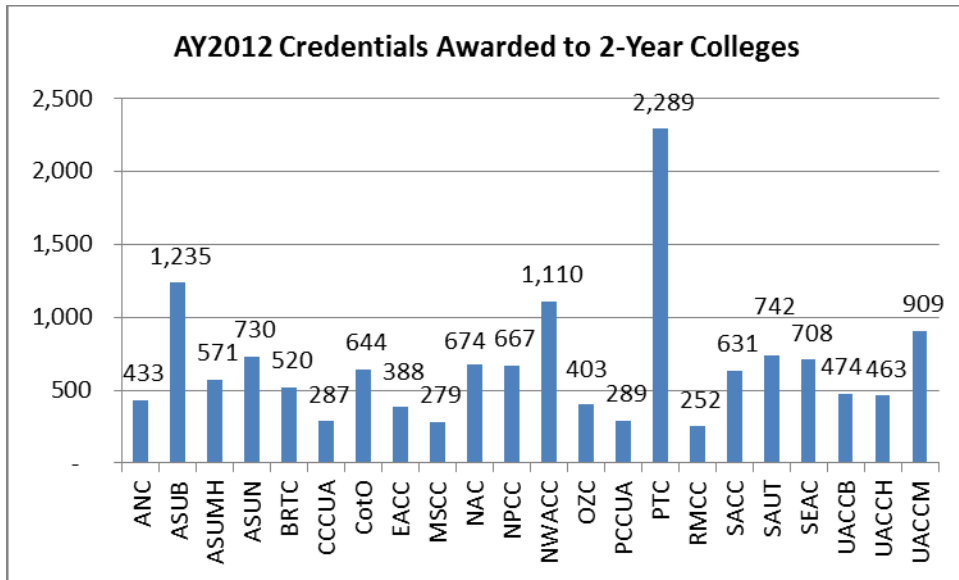
The following table illustrates the awarding of specific credentials by degree level for Academic Year 2012.



The growth of specific credential types are summarized below.

Degree Level	AY2008	AY2009	AY2010	AY2011	AY2012	1-Year Growth	5-Year Growth
Certificates of Proficiency	3,332	4,007	4,770	4,992	4,602	-7.8%	38.1%
Technical Certificates	3,178	3,653	4,464	4,737	4,646	-1.9%	46.2%
Associate Degrees	5,434	6,244	7,021	10,196	8,314	-18.5%	53.0%
Advanced Certificates	-	4	13	20	26	30.0%	NA
Baccalaureate Degrees	11,520	11,910	12,451	13,106	13,988	6.7%	21.4%
Post- Baccalaureate Certificates	89	124	409	277	251	-9.4%	182.0%
Masters Degrees	3,471	3,651	4,050	4,727	5,263	11.3%	51.6%
Specialists, Post-Masters, Post-First Professional	80	84	70	96	109	13.5%	36.3%
Doctor: Research/Scholarship	236	291	230	237	258	8.9%	9.3%
Doctor: Professional Practice	517	523	574	576	655	13.7%	26.7%
Total	27,857	30,491	34,052	38,964	38,112	-2.2%	36.8%





Credentials Awarded by Degree Level, Academic Year and Institution

Academic Year selected = 2008

No.	Inst. Type	Institution	Code 01	Code 02	Code 03	Code 04	Code 05	Code 06	Code 07	Code 08	Codes 09/17	Codes 10/18	Grand Totals
			Certificates of Proficiency	Technical Certificates	Associate Degrees	Advanced Certificates	Bachelor Degrees	Post-Baccalaureate Degrees	Masters Degrees	Specialist Degrees, Post-Masters Certificate, Post-First Professional	Doctoral Degrees (OLD) Doctors: Research/Scholarship (NEW)	First Professional Degrees (OLD) Doctors: Professional Practice (NEW)	
1	1	ASUJ	-	58	197	-	1,362	6	421	31	9	-	2,084
2	1	ATU	39	147	100	-	834	-	233	4	-	-	1,357
3	1	HSU	-	-	-	-	480	-	148	7	-	-	635
4	1	SAUM	-	-	97	-	427	-	77	-	-	-	601
5	1	UAF	-	-	-	-	2,343	2	963	4	144	130	3,586
6	1	UAFS	225	76	310	-	384	-	-	-	-	-	995
7	1	UALR	-	-	179	-	1,038	61	475	24	23	123	1,923
8	1	UAM	94	105	259	-	294	-	56	-	-	-	808
9	1	UAMS	-	19	67	-	313	20	137	-	23	254	833
10	1	UAPB	-	-	-	-	364	-	22	-	-	-	386
11	1	UCA	-	-	24	-	1,480	-	439	2	35	-	1,980
12	2	ANC	128	73	202	-	-	-	-	-	-	-	403
13	2	ASUB	243	283	481	-	-	-	-	-	-	-	1,007
14	2	ASUMH	232	32	165	-	-	-	-	-	-	-	429
15	2	ASUN	818	80	81	-	-	-	-	-	-	-	979
16	2	BRTC	96	135	158	-	-	-	-	-	-	-	389
17	2	CCCUA	60	33	96	-	-	-	-	-	-	-	189
18	2	CoIO	165	143	78	-	-	-	-	-	-	-	386
19	2	EACC	13	111	125	-	-	-	-	-	-	-	249
20	2	MSCC	34	1	64	-	-	-	-	-	-	-	99
21	2	NAC	60	112	214	-	-	-	-	-	-	-	386
22	2	NPCC	12	197	292	-	-	-	-	-	-	-	501
23	2	NWACC	91	52	467	-	-	-	-	-	-	-	610
24	2	OZC	35	68	103	-	-	-	-	-	-	-	206
25	2	PCCUA	97	51	158	-	-	-	-	-	-	-	306
26	2	PTC	135	530	597	-	-	-	-	-	-	-	1,262
27	2	RMCC	2	27	62	-	-	-	-	-	-	-	91
28	2	SACC	88	117	107	-	-	-	-	-	-	-	312
29	2	SAUT	203	342	112	-	-	-	-	-	-	-	657
30	2	SEAC	148	136	142	-	-	-	-	-	-	-	426
31	2	UACCB	174	70	153	-	-	-	-	-	-	-	397
32	2	UACCH	61	72	92	-	-	-	-	-	-	-	225
33	2	UACCM	79	108	169	-	-	-	-	-	-	-	356
34	P	ABC	-	-	27	-	15	-	-	-	-	-	42
35	P	CBC	-	-	25	-	65	-	-	-	-	-	90
36	P	CRC	-	-	23	-	-	-	-	-	-	-	23
37	P	HC	-	-	-	-	192	-	4	-	-	-	196
38	P	HU	-	-	-	-	787	-	350	8	2	10	1,157
39	P	JBU	-	-	4	-	487	-	146	-	-	-	637
40	P	LC	-	-	-	-	98	-	-	-	-	-	98
41	P	OBU	-	-	-	-	263	-	-	-	-	-	263
42	P	PSC	-	-	-	-	82	-	-	-	-	-	82
43	P	UO	-	-	-	-	97	-	-	-	-	-	97
44	P	WBC	-	-	4	-	115	-	-	-	-	-	119
4-Year Universities			358	405	1,233	-	9,319	89	2,971	72	234	507	15,188
2-Year Colleges			2,974	2,773	4,118	-	-	-	-	-	-	-	9,865
Private Institutions			-	-	83	-	2,201	-	500	8	2	10	2,804
State Totals			3,332	3,178	5,434	-	11,520	89	3,471	80	236	517	27,857

Credentials Awarded by Degree Level, Academic Year and Institution

Academic Year selected = 2009

No.	Inst. Type	Institution	Code 01	Code 02	Code 03	Code 04	Code 05	Code 06	Code 07	Code 08	Codes 09/17	Codes 10/18	Grand Totals
			Certificates of Proficiency	Technical Certificates	Associate Degrees	Advanced Certificates	Bachelor Degrees	Post-Baccalaureate Degrees	Masters Degrees	Specialist Degrees, Post-Masters Certificate, Post-First Professional	Doctoral Degrees (OLD) Doctors: Research/Scholarship (NEW)	First Professional Degrees (OLD) Doctors: Professional Practice (NEW)	
1	1	ASUJ	-	-	284	-	1,414	4	431	29	12	-	2,174
2	1	ATU	52	195	165	-	973	-	201	11	-	-	1,597
3	1	HSU	-	-	-	-	463	-	167	5	-	-	635
4	1	SAUM	-	-	45	-	370	-	113	-	-	-	528
5	1	UAF	-	-	-	-	2,494	4	946	13	160	122	3,739
6	1	UAFS	189	135	471	-	396	-	-	-	-	-	1,191
7	1	UALR	-	-	244	-	1,084	97	509	7	22	121	2,084
8	1	UAM	132	101	258	-	265	-	68	-	-	-	824
9	1	UAMS	-	9	53	1	290	19	133	-	38	263	806
10	1	UAPB	-	-	-	-	401	-	24	-	-	-	425
11	1	UCA	-	-	35	-	1,532	-	558	8	56	-	2,189
12	2	ANC	160	74	194	-	-	-	-	-	-	-	428
13	2	ASUB	372	255	576	-	-	-	-	-	-	-	1,203
14	2	ASUMH	237	49	159	-	-	-	-	-	-	-	445
15	2	ASUN	565	174	101	-	-	-	-	-	-	-	840
16	2	BRTC	123	167	239	-	-	-	-	-	-	-	529
17	2	CCCUA	67	47	86	-	-	-	-	-	-	-	200
18	2	CoIO	253	150	102	-	-	-	-	-	-	-	505
19	2	EACC	27	177	117	-	-	-	-	-	-	-	321
20	2	MSCC	51	-	76	-	-	-	-	-	-	-	127
21	2	NAC	34	98	221	-	-	-	-	-	-	-	353
22	2	NPCC	26	140	314	-	-	-	-	-	-	-	480
23	2	NWACC	97	46	503	-	-	-	-	-	-	-	646
24	2	OZC	35	76	122	-	-	-	-	-	-	-	233
25	2	PCCUA	199	51	148	-	-	-	-	-	-	-	398
26	2	PTC	108	617	711	1	-	-	-	-	-	-	1,437
27	2	RMCC	52	26	55	-	-	-	-	-	-	-	133
28	2	SACC	107	123	95	2	-	-	-	-	-	-	327
29	2	SAUT	312	284	108	-	-	-	-	-	-	-	704
30	2	SEAC	318	275	166	-	-	-	-	-	-	-	759
31	2	UACCB	196	59	167	-	-	-	-	-	-	-	422
32	2	UACCH	174	177	131	-	-	-	-	-	-	-	482
33	2	UACCM	121	148	231	-	-	-	-	-	-	-	500
34	P	ABC	-	-	14	-	16	-	-	-	-	-	30
35	P	CBC	-	-	35	-	54	-	-	-	-	-	89
36	P	CRC	-	-	15	-	-	-	-	-	-	-	15
37	P	HC	-	-	-	-	200	-	8	-	-	-	208
38	P	HU	-	-	-	-	863	-	361	11	3	17	1,255
39	P	JBU	-	-	-	-	450	-	132	-	-	-	582
40	P	LC	-	-	-	-	84	-	-	-	-	-	84
41	P	OBU	-	-	-	-	296	-	-	-	-	-	296
42	P	PSC	-	-	-	-	71	-	-	-	-	-	71
43	P	UO	-	-	-	-	118	-	-	-	-	-	118
44	P	WBC	-	-	3	-	76	-	-	-	-	-	79
4-Year Universities			373	440	1,555	1	9,682	124	3,150	73	288	506	16,192
2-Year Colleges			3,634	3,213	4,622	3	-	-	-	-	-	-	11,472
Private Institutions			-	-	67	-	2,228	-	501	11	3	17	2,827
State Totals			4,007	3,653	6,244	4	11,910	124	3,651	84	291	523	30,491

Credentials Awarded by Degree Level, Academic Year and Institution

Academic Year selected = 2010

No.	Inst. Type	Institution	Code 01	Code 02	Code 03	Code 04	Code 05	Code 06	Code 07	Code 08	Codes 09/17	Codes 10/18	Grand Totals
			Certificates of Proficiency	Technical Certificates	Associate Degrees	Advanced Certificates	Bachelor Degrees	Post-Baccalaureate Degrees	Masters Degrees	Specialist Degrees, Post-Masters Certificate, Post-First Professional	Doctoral Degrees (OLD) Doctors: Research/Scholarship (NEW)	First Professional Degrees (OLD) Doctors: Professional Practice (NEW)	
1	1	ASUJ	-	-	394	-	1,552	2	667	42	16	-	2,673
2	1	ATU	80	216	202	-	959	-	209	1	-	-	1,667
3	1	HSU	-	-	-	-	437	280	135	-	-	-	852
4	1	SAUM	-	-	62	-	386	-	157	-	-	-	605
5	1	UAF	-	-	-	-	2,604	7	1,035	8	147	139	3,940
6	1	UAFS	228	74	383	-	419	-	-	-	-	-	1,104
7	1	UALR	1	-	205	-	1,093	90	574	8	31	130	2,132
8	1	UAM	201	150	242	10	331	-	53	-	-	-	987
9	1	UAMS	-	16	60	-	318	27	130	-	30	252	833
10	1	UAPB	-	-	-	-	375	-	34	-	-	-	409
11	1	UCA	-	-	32	-	1,611	3	545	5	4	50	2,250
12	2	ANC	148	86	198	-	-	-	-	-	-	-	432
13	2	ASUB	358	236	571	-	-	-	-	-	-	-	1,165
14	2	ASUMH	251	46	170	-	-	-	-	-	-	-	467
15	2	ASUN	268	164	107	-	-	-	-	-	-	-	539
16	2	BRTC	82	169	172	-	-	-	-	-	-	-	423
17	2	CCCUA	88	55	111	-	-	-	-	-	-	-	254
18	2	CoIO	345	195	119	-	-	-	-	-	-	-	659
19	2	EACC	32	212	114	-	-	-	-	-	-	-	358
20	2	MSCC	99	-	89	-	-	-	-	-	-	-	188
21	2	NAC	100	158	213	-	-	-	-	-	-	-	471
22	2	NPCC	37	87	352	-	-	-	-	-	-	-	476
23	2	NWACC	137	64	578	-	-	-	-	-	-	-	779
24	2	OZC	112	78	126	-	-	-	-	-	-	-	316
25	2	PCCUA	125	81	156	-	-	-	-	-	-	-	362
26	2	PTC	620	1,276	1,134	3	-	-	-	-	-	-	3,033
27	2	RMCC	55	35	78	-	-	-	-	-	-	-	168
28	2	SACC	143	158	136	-	-	-	-	-	-	-	437
29	2	SAUT	407	303	159	-	-	-	-	-	-	-	869
30	2	SEAC	292	192	170	-	-	-	-	-	-	-	654
31	2	UACCB	211	74	195	-	-	-	-	-	-	-	480
32	2	UACCH	210	161	134	-	-	-	-	-	-	-	505
33	2	UACCM	140	178	300	-	-	-	-	-	-	-	618
34	P	ABC	-	-	22	-	28	-	-	-	-	-	50
35	P	CBC	-	-	26	-	77	-	-	-	-	-	103
36	P	CRC	-	-	9	-	8	-	-	-	-	-	17
37	P	HC	-	-	-	-	297	-	7	-	-	-	304
38	P	HU	-	-	-	-	793	-	366	6	2	3	1,170
39	P	JBU	-	-	2	-	484	-	138	-	-	-	624
40	P	LC	-	-	-	-	102	-	-	-	-	-	102
41	P	OBU	-	-	-	-	293	-	-	-	-	-	293
42	P	PSC	-	-	-	-	98	-	-	-	-	-	98
43	P	UO	-	-	-	-	109	-	-	-	-	-	109
44	P	WBC	-	-	-	-	77	-	-	-	-	-	77
4-Year Universities			510	456	1,580	10	10,085	409	3,539	64	228	571	17,452
2-Year Colleges			4,260	4,008	5,382	3	-	-	-	-	-	-	13,653
Private Institutions			-	-	59	-	2,366	-	511	6	2	3	2,947
State Totals			4,770	4,464	7,021	13	12,451	409	4,050	70	230	574	34,052

Credentials Awarded by Degree Level, Academic Year and Institution

Academic Year selected = 2011

No.	Inst. Type	Institution	Code 01	Code 02	Code 03	Code 04	Code 05	Code 06	Code 07	Code 08	Codes 09/17	Codes 10/18	Grand Totals
			Certificates of Proficiency	Technical Certificates	Associate Degrees	Advanced Certificates	Bachelor Degrees	Post-Baccalaureate Degrees	Masters Degrees	Specialist Degrees, Post-Masters Certificate, Post-First Professional	Doctoral Degrees (OLD) Doctors: Research/Scholarship (NEW)	First Professional Degrees (OLD) Doctors: Professional Practice (NEW)	
1	1	ASUJ	-	-	601	-	1,582	8	1,297	52	14	-	3,554
2	1	ATU	110	247	263	-	1,149	-	220	1	-	-	1,990
3	1	HSU	-	-	-	-	447	120	128	4	-	-	699
4	1	SAUM	-	-	63	-	376	-	142	-	-	-	581
5	1	UAF	-	-	-	-	2,958	3	1,097	15	166	122	4,361
6	1	UAFS	275	97	402	-	531	-	-	-	-	-	1,305
7	1	UALR	-	-	209	-	1,176	118	592	6	21	144	2,266
8	1	UAM	227	162	153	16	309	-	67	-	-	-	934
9	1	UAMS	-	18	116	-	326	26	141	-	28	252	907
10	1	UAPB	-	-	-	-	382	-	21	-	-	-	403
11	1	UCA	-	-	1,886	-	1,499	2	542	5	3	55	3,992
12	2	ANC	108	102	283	-	-	-	-	-	-	-	493
13	2	ASUB	302	284	554	-	-	-	-	-	-	-	1,140
14	2	ASUMH	262	73	244	-	-	-	-	-	-	-	579
15	2	ASUN	229	205	137	-	-	-	-	-	-	-	571
16	2	BRTC	83	127	218	-	-	-	-	-	-	-	428
17	2	CCCUA	94	73	104	-	-	-	-	-	-	-	271
18	2	CoIO	342	194	108	-	-	-	-	-	-	-	644
19	2	EACC	7	90	112	-	-	-	-	-	-	-	209
20	2	MSCC	75	4	115	-	-	-	-	-	-	-	194
21	2	NAC	105	168	217	-	-	-	-	-	-	-	490
22	2	NPCC	28	194	408	-	-	-	-	-	-	-	630
23	2	NWACC	150	47	727	-	-	-	-	-	-	-	924
24	2	OZC	115	101	159	-	-	-	-	-	-	-	375
25	2	PCCUA	190	70	221	-	-	-	-	-	-	-	481
26	2	PTC	809	1,361	1,551	4	-	-	-	-	-	-	3,725
27	2	RMCC	75	27	95	-	-	-	-	-	-	-	197
28	2	SACC	157	163	136	-	-	-	-	-	-	-	456
29	2	SAUT	354	258	140	-	-	-	-	-	-	-	752
30	2	SEAC	215	212	168	-	-	-	-	-	-	-	595
31	2	UACCB	236	95	240	-	-	-	-	-	-	-	571
32	2	UACCH	189	184	161	-	-	-	-	-	-	-	534
33	2	UACCM	255	181	351	-	-	-	-	-	-	-	787
34	P	ABC	-	-	13	-	62	-	-	-	-	-	75
35	P	CBC	-	-	20	-	90	-	-	-	-	-	110
36	P	CRC	-	-	18	-	-	-	-	-	-	-	18
37	P	HC	-	-	-	-	286	-	13	-	-	-	299
38	P	HU	-	-	-	-	798	-	363	13	5	3	1,182
39	P	JBU	-	-	-	-	488	-	104	-	-	-	592
40	P	LC	-	-	-	-	95	-	-	-	-	-	95
41	P	OBU	-	-	-	-	258	-	-	-	-	-	258
42	P	PSC	-	-	-	-	98	-	-	-	-	-	98
43	P	UO	-	-	-	-	99	-	-	-	-	-	99
44	P	WBC	-	-	3	-	97	-	-	-	-	-	100
4-Year Universities			612	524	3,693	16	10,735	277	4,247	83	232	573	20,992
2-Year Colleges			4,380	4,213	6,449	4	-	-	-	-	-	-	15,046
Private Institutions			-	-	54	-	2,371	-	480	13	5	3	2,926
State Totals			4,992	4,737	10,196	20	13,106	277	4,727	96	237	576	38,964

Credentials Awarded by Degree Level, Academic Year and Institution

Academic Year selected = 2012

No.	Inst. Type	Institution	Code 01	Code 02	Code 03	Code 04	Code 05	Code 06	Code 07	Code 08	Codes 09/17	Codes 10/18	Grand Totals
			Certificates of Proficiency	Technical Certificates	Associate Degrees	Advanced Certificates	Bachelor Degrees	Post-Baccalaureate Degrees	Masters Degrees	Specialist Degrees, Post-Masters Certificate, Post-First Professional	Doctoral Degrees (OLD) Doctors: Research/Scholarship (NEW)	First Professional Degrees (OLD) Doctors: Professional Practice (NEW)	
1	1	ASUJ	-	-	456	-	1,641	8	1,800	52	17	23	3,997
2	1	ATU	186	204	264	-	1,185	-	231	7	-	-	2,077
3	1	HSU	8	-	-	-	507	131	118	3	-	-	767
4	1	SAUM	-	-	144	-	406	-	149	-	-	-	699
5	1	UAF	-	-	-	-	3,130	13	1,140	12	164	131	4,590
6	1	UAFS	142	82	326	-	627	-	-	-	-	-	1,177
7	1	UALR	1	-	245	-	1,236	71	586	16	39	144	2,338
8	1	UAM	269	155	193	23	370	-	48	-	-	-	1,058
9	1	UAMS	-	12	64	-	341	22	158	-	32	245	874
10	1	UAPB	-	-	-	-	461	-	37	-	-	-	498
11	1	UCA	-	-	25	-	1,554	6	508	5	5	55	2,158
12	2	ANC	184	65	184	-	-	-	-	-	-	-	433
13	2	ASUB	303	226	706	-	-	-	-	-	-	-	1,235
14	2	ASUMH	226	77	268	-	-	-	-	-	-	-	571
15	2	ASUN	291	250	189	-	-	-	-	-	-	-	730
16	2	BRTC	80	189	251	-	-	-	-	-	-	-	520
17	2	CCCUA	91	63	133	-	-	-	-	-	-	-	287
18	2	CoIO	310	183	151	-	-	-	-	-	-	-	644
19	2	EACC	51	219	118	-	-	-	-	-	-	-	388
20	2	MSCC	124	21	134	-	-	-	-	-	-	-	279
21	2	NAC	121	268	285	-	-	-	-	-	-	-	674
22	2	NPCC	36	149	482	-	-	-	-	-	-	-	667
23	2	NWACC	216	125	769	-	-	-	-	-	-	-	1,110
24	2	OZC	111	75	217	-	-	-	-	-	-	-	403
25	2	PCCUA	104	63	122	-	-	-	-	-	-	-	289
26	2	PTC	223	999	1,064	3	-	-	-	-	-	-	2,289
27	2	RMCC	89	46	117	-	-	-	-	-	-	-	252
28	2	SACC	280	193	158	-	-	-	-	-	-	-	631
29	2	SAUT	357	247	138	-	-	-	-	-	-	-	742
30	2	SEAC	217	295	196	-	-	-	-	-	-	-	708
31	2	UACCB	181	72	221	-	-	-	-	-	-	-	474
32	2	UACCH	129	164	170	-	-	-	-	-	-	-	463
33	2	UACCM	272	204	433	-	-	-	-	-	-	-	909
34	P	ABC	-	-	52	-	48	-	-	-	-	-	100
35	P	CBC	-	-	27	-	104	-	-	-	-	-	131
36	P	CRC	-	-	10	-	11	-	-	-	-	-	21
37	P	HC	-	-	-	-	309	-	10	-	-	-	319
38	P	HU	-	-	-	-	871	-	321	14	1	57	1,264
39	P	JBU	-	-	2	-	450	-	157	-	-	-	609
40	P	LC	-	-	-	-	98	-	-	-	-	-	98
41	P	OBU	-	-	-	-	314	-	-	-	-	-	314
42	P	PSC	-	-	-	-	118	-	-	-	-	-	118
43	P	UO	-	-	-	-	106	-	-	-	-	-	106
44	P	WBC	-	-	-	-	101	-	-	-	-	-	101
4-Year Universities			606	453	1,717	23	11,458	251	4,775	95	257	598	20,233
2-Year Colleges			3,996	4,193	6,506	3	-	-	-	-	-	-	14,698
Private Institutions			-	-	91	-	2,530	-	488	14	1	57	3,181
State Totals			4,602	4,646	8,314	26	13,988	251	5,263	109	258	655	38,112

One-Year Growth From AY2011 to AY2012

No.	Inst. Type	Institution	Code 01	Code 02	Code 03	Code 04	Code 05	Code 06	Code 07	Code 08	Codes 09/17	Codes 10/18	Grand Totals
			Certificates of Proficiency	Technical Certificates	Associate Degrees	Advanced Certificates	Bachelor Degrees	Post-Baccalaureate Degrees	Masters Degrees	Specialist Degrees, Post-Masters Certificate, Post-First Professional	Doctoral Degrees (OLD) Doctors: Research/Scholarship (NEW)	First Professional Degrees (OLD) Doctors: Professional Practice (NEW)	
1	1	ASUJ			-24.1%		3.7%	0.0%	38.8%	0.0%	21.4%		12.5%
2	1	ATU	69.1%	-17.4%	0.4%		3.1%		5.0%	600.0%			4.4%
3	1	HSU					13.4%	9.2%	-7.8%	-25.0%			9.7%
4	1	SAUM			128.6%		8.0%		4.9%				20.3%
5	1	UAF					5.8%	333.3%	3.9%	-20.0%	-1.2%	7.4%	5.3%
6	1	UAFS	-48.4%	-15.5%	-18.9%		18.1%						-9.8%
7	1	UALR			17.2%		5.1%	-39.8%	-1.0%	166.7%	85.7%	0.0%	3.2%
8	1	UAM	18.5%	-4.3%	26.1%	43.8%	19.7%		-28.4%				13.3%
9	1	UAMS		-33.3%	-44.8%		4.6%	-15.4%	12.1%		14.3%	-2.8%	-3.6%
10	1	UAPB					20.7%		76.2%				23.6%
11	1	UCA			-98.7%		3.7%	200.0%	-6.3%	0.0%	66.7%	0.0%	-45.9%
12	2	ANC	70.4%	-36.3%	-35.0%								-12.2%
13	2	ASUB	0.3%	-20.4%	27.4%								8.3%
14	2	ASUMH	-13.7%	5.5%	9.8%								-1.4%
15	2	ASUN	27.1%	22.0%	38.0%								27.8%
16	2	BRTC	-3.6%	48.8%	15.1%								21.5%
17	2	CCCUA	-3.2%	-13.7%	27.9%								5.9%
18	2	CotO	-9.4%	-5.7%	39.8%								0.0%
19	2	EACC	628.6%	143.3%	5.4%								85.6%
20	2	MSCC	65.3%	425.0%	16.5%								43.8%
21	2	NAC	15.2%	59.5%	31.3%								37.6%
22	2	NPCC	28.6%	-23.2%	18.1%								5.9%
23	2	NWACC	44.0%	166.0%	5.8%								20.1%
24	2	OZC	-3.5%	-25.7%	36.5%								7.5%
25	2	PCCUA	-45.3%	-10.0%	-44.8%								-39.9%
26	2	PTC	-72.4%	-26.6%	-31.4%	-25.0%							-38.6%
27	2	RMCC	18.7%	70.4%	23.2%								27.9%
28	2	SACC	78.3%	18.4%	16.2%								38.4%
29	2	SAUT	0.8%	-4.3%	-1.4%								-1.3%
30	2	SEAC	0.9%	39.2%	16.7%								19.0%
31	2	UACCB	-23.3%	-24.2%	-7.9%								-17.0%
32	2	UACCH	-31.7%	-10.9%	5.6%								-13.3%
33	2	UACCM	6.7%	12.7%	23.4%								15.5%
34	P	ABC			300.0%		-22.6%						33.3%
35	P	CBC			35.0%		15.6%						19.1%
36	P	CRC			-44.4%								16.7%
37	P	HC					8.0%		-23.1%				6.7%
38	P	HU					9.1%		-11.6%	7.7%	-80.0%	1800.0%	6.9%
39	P	JBU					-7.8%		51.0%				2.9%
40	P	LC					3.2%						3.2%
41	P	OBU					21.7%						21.7%
42	P	PSC					20.4%						20.4%
43	P	UO					7.1%						7.1%
44	P	WBC			-100.0%		4.1%						1.0%
4-Year Universities			-1.0%	-13.5%	-53.5%	43.8%	6.7%	-9.4%	12.4%	14.5%	10.8%	4.4%	-3.6%
2-Year Colleges			-8.8%	-0.5%	0.9%	-25.0%							-2.3%
Private Institutions					68.5%		6.7%		1.7%	7.7%	-80.0%	1800.0%	8.7%
State Totals			-7.8%	-1.9%	-18.5%	30.0%	6.7%	-9.4%	11.3%	13.5%	8.9%	13.7%	-2.2%

Five-Year Growth From AY2008 to AY2012

No.	Inst. Type	Institution	Code 01	Code 02	Code 03	Code 04	Code 05	Code 06	Code 07	Code 08	Codes 09/17	Codes 10/18	Grand Totals
			Certificates of Proficiency	Technical Certificates	Associate Degrees	Advanced Certificates	Bachelor Degrees	Post-Baccalaureate Degrees	Masters Degrees	Specialist Degrees, Post-Masters Certificate, Post-First Professional	Doctoral Degrees (OLD) Doctors: Research/Scholarship (NEW)	First Professional Degrees (OLD) Doctors: Professional Practice (NEW)	
1	1	ASUJ		-100.0%	131.5%		20.5%	33.3%	327.6%	67.7%	88.9%		91.8%
2	1	ATU	376.9%	38.8%	164.0%		42.1%		-0.9%	75.0%			53.1%
3	1	HSU					5.6%		-20.3%	-57.1%			20.8%
4	1	SAUM			48.5%		-4.9%		93.5%				16.3%
5	1	UAF					33.6%	550.0%	18.4%	200.0%	13.9%	0.8%	28.0%
6	1	UAFS	-36.9%	7.9%	5.2%		63.3%						18.3%
7	1	UALR			36.9%		19.1%	16.4%	23.4%	-33.3%	69.6%	17.1%	21.6%
8	1	UAM	186.2%	47.6%	-25.5%		25.9%		-14.3%				30.9%
9	1	UAMS		-36.8%	-4.5%		8.9%	10.0%	15.3%		39.1%	-3.5%	4.9%
10	1	UAPB					26.6%		68.2%				29.0%
11	1	UCA			4.2%		5.0%		15.7%	150.0%	-85.7%		9.0%
12	2	ANC	43.8%	-11.0%	-8.9%								7.4%
13	2	ASUB	24.7%	-20.1%	46.8%								22.6%
14	2	ASUMH	-2.6%	140.6%	62.4%								33.1%
15	2	ASUN	-64.4%	212.5%	133.3%								-25.4%
16	2	BRTC	-16.7%	40.0%	58.9%								33.7%
17	2	CCCUA	51.7%	90.9%	38.5%								51.9%
18	2	CotO	87.9%	28.0%	93.6%								66.8%
19	2	EACC	292.3%	97.3%	-5.6%								55.8%
20	2	MSCC	264.7%	2000.0%	109.4%								181.8%
21	2	NAC	101.7%	139.3%	33.2%								74.6%
22	2	NPCC	200.0%	-24.4%	65.1%								33.1%
23	2	NWACC	137.4%	140.4%	64.7%								82.0%
24	2	OZC	217.1%	10.3%	110.7%								95.6%
25	2	PCCUA	7.2%	23.5%	-22.8%								-5.6%
26	2	PTC	65.2%	88.5%	78.2%								81.4%
27	2	RMCC	4350.0%	70.4%	88.7%								176.9%
28	2	SACC	218.2%	65.0%	47.7%								102.2%
29	2	SAUT	75.9%	-27.8%	23.2%								12.9%
30	2	SEAC	46.6%	116.9%	38.0%								66.2%
31	2	UACCB	4.0%	2.9%	44.4%								19.4%
32	2	UACCH	111.5%	127.8%	84.8%								105.8%
33	2	UACCM	244.3%	88.9%	156.2%								155.3%
34	P	ABC			92.6%		220.0%						138.1%
35	P	CBC			8.0%		60.0%						45.6%
36	P	CRC			-56.5%								-8.7%
37	P	HC					60.9%		150.0%				62.8%
38	P	HU					10.7%		-8.3%	75.0%	-50.0%	470.0%	9.2%
39	P	JBU			-50.0%		-7.6%		7.5%				-4.4%
40	P	LC					0.0%						0.0%
41	P	OBU					19.4%						19.4%
42	P	PSC					43.9%						43.9%
43	P	UO					9.3%						9.3%
44	P	WBC			-100.0%		-12.2%						-15.1%
4-Year Universities			69.3%	11.9%	39.3%		23.0%	182.0%	60.7%	31.9%	9.8%	17.9%	33.2%
2-Year Colleges			34.4%	51.2%	58.0%								49.0%
Private Institutions					9.6%		14.9%		-2.4%	75.0%	-50.0%	470.0%	13.4%
State Totals			38.1%	46.2%	53.0%		21.4%	182.0%	51.6%	36.3%	9.3%	26.7%	36.8%

Credentials Awarded by Degree Code, Public Institutions Only: AY2012

Inst. Type	Institution	Degree Level	Award	Degree Code	Degree Name	CIP Code	Total
1	ASUJ	03	AA	3240	General Education	24.0101	33
1	ASUJ	03	AAS	0335	Clinical Laboratory Science	51.1005	5
1	ASUJ	03	AAS	0405	Food Technology	01.1002	1
1	ASUJ	03	AAS	0710	Nursing	51.3801	81
1	ASUJ	03	AAS	0750	Physical Therapist Assistant	51.0806	29
1	ASUJ	03	AAS	0790	Radiologic Technology	51.0907	35
1	ASUJ	03	AGS	0900	General Studies	24.0102	10
1	ASUJ	03	AS	0840	Technology	15.9999	1
1	ASUJ	03	AS	0960	Business Information Systems	52.1201	1
1	ASUJ	03	AS	3241	General Education	24.0101	260
1	ASUJ	05	BA	1250	Art	50.0701	1
1	ASUJ	05	BA	1310	Chemistry	40.0501	25
1	ASUJ	05	BA	1350	Computer Science	11.0101	2
1	ASUJ	05	BA	1370	Criminology	45.0401	70
1	ASUJ	05	BA	1400	Economics	45.0601	1
1	ASUJ	05	BA	1420	English	23.0101	25
1	ASUJ	05	BA	1460	Geography	45.0701	7
1	ASUJ	05	BA	1500	History	54.0101	15
1	ASUJ	05	BA	1630	Music	50.0901	2
1	ASUJ	05	BA	1650	Philosophy	38.0101	9
1	ASUJ	05	BA	1690	Political Science	45.1001	17
1	ASUJ	05	BA	1780	Sociology	45.1101	22
1	ASUJ	05	BA	1830	Communication Studies	09.0100	12
1	ASUJ	05	BA	1840	Theatre	50.0501	4
1	ASUJ	05	BA	5161	World Languages and Cultures	16.0101	8
1	ASUJ	05	BAS	5877	Bachelor of Applied Science	30.9999	7
1	ASUJ	05	BFA	1245	Graphic Design	50.0402	12
1	ASUJ	05	BFA	2020	Art	50.0701	16
1	ASUJ	05	BFA	2070	Theatre Arts	50.0501	2
1	ASUJ	05	BM	2105	Music	50.0903	3
1	ASUJ	05	BME	2150	Instrumental Music	13.1312	2
1	ASUJ	05	BME	2190	Vocal Music	13.1312	2
1	ASUJ	05	BS	1733	Digital Media & Design	09.9999	5
1	ASUJ	05	BS	2080	Interdisciplinary Studies	24.0102	160
1	ASUJ	05	BS	2200	Accounting	52.0301	62
1	ASUJ	05	BS	2205	Athletic Training	51.0913	6
1	ASUJ	05	BS	2207	Sport Management	31.0504	12
1	ASUJ	05	BS	2301	Biological Sciences	26.0101	54
1	ASUJ	05	BS	2320	Business Administration	52.0201	42
1	ASUJ	05	BS	2350	Chemistry	40.0501	6
1	ASUJ	05	BS	2370	Communication Sciences & Disorders	51.0204	23
1	ASUJ	05	BS	2400	Computer Information Technology	11.0301	20
1	ASUJ	05	BS	2410	Computer Science	11.0101	10
1	ASUJ	05	BS	2495	Exercise Science	31.0505	20
1	ASUJ	05	BS	2580	Finance	52.0801	36
1	ASUJ	05	BS	2720	Health Promotion	31.0501	14
1	ASUJ	05	BS	2800	International Business	52.1101	10
1	ASUJ	05	BS	2810	Journalism	09.0401	26
1	ASUJ	05	BS	2820	Management	52.0201	47
1	ASUJ	05	BS	2850	Technology	15.9999	15
1	ASUJ	05	BS	2860	Marketing	52.1401	32
1	ASUJ	05	BS	2870	Mathematics	27.0101	14
1	ASUJ	05	BS	2890	Clinical Laboratory Science	51.1005	14
1	ASUJ	05	BS	3030	Physics	40.0801	1
1	ASUJ	05	BS	3060	Graphic Communications	10.0305	4
1	ASUJ	05	BS	3070	Psychology	42.0101	72
1	ASUJ	05	BS	3090	Radio-Television	09.0701	25
1	ASUJ	05	BS	3290	Wildlife Ecology & Management	03.0601	9
1	ASUJ	05	BS	3387	Forensic Science	43.0106	1
1	ASUJ	05	BSA	3350	Agriculture Business	01.0102	31
1	ASUJ	05	BSA	3380	Animal Science	01.0901	11
1	ASUJ	05	BSA	3430	Agricultural Studies	01.0102	5
1	ASUJ	05	BSA	3470	Plant Science	01.1101	5
1	ASUJ	05	BSCE	5640	Civil Engineering	14.0801	5
1	ASUJ	05	BSE	3680	Art Education	13.1302	1
1	ASUJ	05	BSE	3700	Biology	13.1322	3
1	ASUJ	05	BSE	3710	Business Technology	13.1303	4
1	ASUJ	05	BSE	3720	Chemistry	13.1323	3
1	ASUJ	05	BSE	3760	Early Childhood Education	13.1210	148
1	ASUJ	05	BSE	3800	English	13.1305	12
1	ASUJ	05	BSE	3910	Mathematics Education	13.1311	8

Inst. Type	Institution	Degree Level	Award	Degree Code	Degree Name	CIP Code	Total
1	ASUJ	05	BSE	3915	Middle Level Education	13.1203	89
1	ASUJ	05	BSE	3940	Physical Education	13.1314	25
1	ASUJ	05	BSE	4010	Social Science	13.1317	9
1	ASUJ	05	BSE	5131	World Languages and Cultures	13.1306	3
1	ASUJ	05	BSEE	4140	Electrical Engineering	14.1001	6
1	ASUJ	05	BSEngr	3790	Engineering	14.0101	19
1	ASUJ	05	BSME	4230	Mechanical Engineering	14.1901	8
1	ASUJ	05	BSN	4240	Nursing	51.3801	140
1	ASUJ	05	BSRS	3100	Radiologic Sciences	51.0907	55
1	ASUJ	05	BSW	1770	Social Work	44.0701	47
1	ASUJ	06	GC	0961	Health Communications	09.0905	2
1	ASUJ	06	GC	5185	Aging Studies	30.1101	1
1	ASUJ	06	GC	6005	Addiction Studies	51.1501	2
1	ASUJ	06	GC	6272	Health Sciences Education	51.9999	2
1	ASUJ	06	GC	6511	Mental Health Counseling	51.1508	1
1	ASUJ	07	MA	5230	Art	50.0701	3
1	ASUJ	07	MA	5280	Criminal Justice	43.0104	1
1	ASUJ	07	MA	5310	English	23.0101	11
1	ASUJ	07	MA	5360	History	54.0101	5
1	ASUJ	07	MA	5420	Political Science	45.1001	2
1	ASUJ	07	MA	5470	Sociology	45.1101	8
1	ASUJ	07	MA	5490	Communication Studies & Theatre Arts	09.0199	7
1	ASUJ	07	MA	6115	Biological Sciences	26.0101	1
1	ASUJ	07	MA	6275	Heritage Studies	05.0199	6
1	ASUJ	07	MACC	6570	Accounting	52.0301	11
1	ASUJ	07	MAT	5542	Teaching	13.1299	20
1	ASUJ	07	MBA	5580	Business Administration	52.0201	65
1	ASUJ	07	MCD	5590	Communicative Disorders	51.0203	25
1	ASUJ	07	MEM	7530	Engineering Management	15.1501	9
1	ASUJ	07	MM	5990	Music - Performance	50.0903	5
1	ASUJ	07	MME	6000	Music Education	13.1312	3
1	ASUJ	07	MPA	6020	Public Administration	44.0401	8
1	ASUJ	07	MRC	6030	Rehabilitation Counseling	51.2310	13
1	ASUJ	07	MS	5615	College Student Personnel Services	13.1102	8
1	ASUJ	07	MS	6120	Biology	26.0101	9
1	ASUJ	07	MS	6140	Chemistry	40.0501	6
1	ASUJ	07	MS	6180	Computer Science	11.0101	15
1	ASUJ	07	MS	6200	Early Childhood Services	19.0708	12
1	ASUJ	07	MS	6273	Health Sciences	51.9999	3
1	ASUJ	07	MS	6305	Exercise Science	31.0505	11
1	ASUJ	07	MS	6320	Mathematics	27.0101	4
1	ASUJ	07	MS	6458	Sports Administration	31.0504	16
1	ASUJ	07	MS	6550	Vocational - Technical Administration	13.0404	1
1	ASUJ	07	MS	6600	Environmental Sciences	03.0104	3
1	ASUJ	07	MSA	6590	Agriculture	01.0102	18
1	ASUJ	07	MSE	5663	Curriculum & Instruction	13.0301	164
1	ASUJ	07	MSE	5664	Educational Theory & Practice	13.0301	524
1	ASUJ	07	MSE	6660	Business Technology	13.1303	12
1	ASUJ	07	MSE	6680	School Counseling	13.1101	10
1	ASUJ	07	MSE	6710	Early Childhood Education	13.1210	1
1	ASUJ	07	MSE	6730	Educational Leadership	13.0408	455
1	ASUJ	07	MSE	6780	Middle-Level Education	13.1202	2
1	ASUJ	07	MSE	6820	English	13.1305	1
1	ASUJ	07	MSE	6840	Special Education	13.1004	11
1	ASUJ	07	MSE	6870	Mathematics	13.1311	2
1	ASUJ	07	MSE	6880	Physical Education	13.1314	2
1	ASUJ	07	MSE	6910	Reading	13.1315	11
1	ASUJ	07	MSE	7000	Special Education	13.1001	84
1	ASUJ	07	MSE	7005	Special Education	13.1001	67
1	ASUJ	07	MSMC	7050	Journalism	09.0401	8
1	ASUJ	07	MSMC	7060	Radio-Television	09.0701	19
1	ASUJ	07	MSN	7080	Nursing	51.3801	25
1	ASUJ	07	MSN	7085	Nurse Anesthesia	51.3804	46
1	ASUJ	07	MSW	7100	Social Work	44.0701	41
1	ASUJ	07	PSC	2671	Biotechnology	26.0101	6
1	ASUJ	08	EdS	5080	Educational Leadership	13.0408	23
1	ASUJ	08	EdS	5165	Psychology and Counseling	13.1101	15
1	ASUJ	08	SCCT	7420	Community College Teaching	13.1299	14
1	ASUJ	17	EdD	4970	Educational Leadership	13.0401	11
1	ASUJ	17	PhD	7275	Heritage Studies	05.0199	3
1	ASUJ	17	PhD	7600	Environmental Sciences	03.0103	3
1	ASUJ	18	DPT	7440	Physical Therapy	51.2308	23
1	ATU	01	CP	0015	Emergency Medical Technician	51.0904	65

Inst. Type	Institution	Degree Level	Award	Degree Code	Degree Name	CIP Code	Total
1	ATU	01	CP	4750	Certified Nursing Assistant	51.3902	121
1	ATU	02	TC	0389	Law Enforcement Administration	43.0103	7
1	ATU	02	TC	4285	Business Technology	52.0401	41
1	ATU	02	TC	4295	EMT/Paramedic	51.0904	10
1	ATU	02	TC	4310	Air Conditioning, Heating, & Refrigeration Technology	47.0201	15
1	ATU	02	TC	4330	Collision Repair Technology	47.0603	16
1	ATU	02	TC	4340	Automotive Service Technology	47.0604	8
1	ATU	02	TC	4420	Cosmetology	12.0401	13
1	ATU	02	TC	4445	Computer Information Systems	52.1201	10
1	ATU	02	TC	4504	Industrial Control Systems	15.0399	11
1	ATU	02	TC	4645	Industrial Electronic Technology	15.0303	3
1	ATU	02	TC	4660	Practical Nursing	51.3901	36
1	ATU	02	TC	4729	Health Information Technology	51.0716	17
1	ATU	02	TC	4900	Welding Technology	48.0508	17
1	ATU	03	AA	0060	General Education	24.0102	51
1	ATU	03	AAS	0206	Allied Health	51.9999	48
1	ATU	03	AAS	0307	Business Technology	52.0401	34
1	ATU	03	AAS	0320	Information Technology	11.0103	3
1	ATU	03	AAS	0517	General Technology	30.9999	47
1	ATU	03	AAS	0575	Industrial Systems Technology	15.0612	6
1	ATU	03	AAS	0750	Physical Therapy Assistant	51.0806	21
1	ATU	03	AAS	1120	Medical Assistant	51.0801	4
1	ATU	03	AAS	3120	Culinary Management	12.0504	2
1	ATU	03	AS	0030	Criminal Justice	43.0104	14
1	ATU	03	AS	1010	Early Childhood Education	19.0706	14
1	ATU	03	ASNT	1150	Nuclear Technology	15.1401	20
1	ATU	05	BA	1250	Art	50.0701	20
1	ATU	05	BA	1260	Art Education	13.1302	7
1	ATU	05	BA	1420	English	23.0101	23
1	ATU	05	BA	1440	Foreign Language	16.0101	8
1	ATU	05	BA	1445	Foreign Languages Education	13.1306	4
1	ATU	05	BA	1455	General Studies	24.0102	5
1	ATU	05	BA	1510	History	54.0101	37
1	ATU	05	BA	1540	International Studies	30.2001	3
1	ATU	05	BA	1560	Journalism	09.0401	29
1	ATU	05	BA	1630	Music	50.0901	4
1	ATU	05	BA	1690	Political Science	45.1001	3
1	ATU	05	BA	1710	Psychology	42.0101	63
1	ATU	05	BA	1740	Rehabilitation Science	51.2314	25
1	ATU	05	BA	1760	Social Studies	13.1318	11
1	ATU	05	BA	1780	Sociology	45.1101	19
1	ATU	05	BA	1830	Speech	09.0101	21
1	ATU	05	BA	9420	English	13.1305	12
1	ATU	05	BA	9830	Speech	13.1331	1
1	ATU	05	BFA	2030	Creative Writing	23.1302	8
1	ATU	05	BME	1640	Music Education	13.1312	16
1	ATU	05	BPS	1871	Professional Studies	30.9999	161
1	ATU	05	BS	2220	Agriculture Business	01.0102	34
1	ATU	05	BS	2300	Biology	26.0101	31
1	ATU	05	BS	2340	Business Education	13.1303	7
1	ATU	05	BS	2350	Chemistry	40.0501	9
1	ATU	05	BS	2410	Computer Science	11.0101	5
1	ATU	05	BS	2440	Early Childhood Education	13.1210	79
1	ATU	05	BS	2485	Engineering Physics	14.1201	2
1	ATU	05	BS	2490	Emergency Administration & Management	43.0302	50
1	ATU	05	BS	2590	Fisheries & Wildlife Biology	03.0601	19
1	ATU	05	BS	2660	Geology	40.0601	8
1	ATU	05	BS	2680	Health & Physical Education	13.1314	40
1	ATU	05	BS	2700	Health Information Management	51.0706	14
1	ATU	05	BS	2760	Hospitality Administration	52.0901	24
1	ATU	05	BS	2797	Information Systems	11.0501	5
1	ATU	05	BS	2870	Mathematics	27.0101	10
1	ATU	05	BS	2890	Medical Technology	51.1005	3
1	ATU	05	BS	2910	Middle Level Education	13.1203	11
1	ATU	05	BS	2970	Recreation & Park Administration	31.0301	20
1	ATU	05	BS	3010	Physical Science	40.0101	1
1	ATU	05	BS	3040	Physics	40.0801	1
1	ATU	05	BS	5285	Information Technology	11.0103	18
1	ATU	05	BS	9010	Physical Science & Earth Science	13.1316	1
1	ATU	05	BS	9300	Life Science & Earth Science	13.1322	4
1	ATU	05	BS	9870	Mathematics	13.1311	6
1	ATU	05	BSBA	2200	Accounting	52.0301	20
1	ATU	05	BSBA	2320	Management & Marketing	52.0201	78

Inst. Type	Institution	Degree Level	Award	Degree Code	Degree Name	CIP Code	Total
1	ATU	05	BSBA	2460	Economics & Finance	52.0601	13
1	ATU	05	BSEE	4140	Electrical Engineering	14.1001	16
1	ATU	05	BSME	4230	Mechanical Engineering	14.1901	47
1	ATU	05	BSN	4240	Nursing	51.3801	129
1	ATU	07	MA	1401	Teaching English to Speakers of Other Languages	13.1401	16
1	ATU	07	MA	5310	English	23.0101	25
1	ATU	07	MA	5360	History	54.0101	5
1	ATU	07	MA	5395	Multi-Media Journalism	09.0702	6
1	ATU	07	MA	5480	Spanish	16.0905	2
1	ATU	07	MAT	6740	Teaching	13.0101	4
1	ATU	07	ME	6520	Master of Engineering	14.0101	2
1	ATU	07	MEd	3975	Teaching, Learning, & Leadership	13.9999	5
1	ATU	07	MEd	5665	Educational Leadership	13.0401	5
1	ATU	07	MEd	5675	Instructional Technology	13.0501	14
1	ATU	07	MEd	5680	Elementary Education	13.1202	12
1	ATU	07	MEd	5755	Instructional Improvement	13.1299	2
1	ATU	07	MEd	5820	Physical Education	13.1314	7
1	ATU	07	MEd	6680	School Counseling & Leadership	13.1101	14
1	ATU	07	MLA	5960	Liberal Arts	24.0101	3
1	ATU	07	MS	2701	Health Informatics	51.0706	2
1	ATU	07	MS	5615	College Student Personnel Services	13.1102	56
1	ATU	07	MS	6180	Psychology	42.0101	5
1	ATU	07	MS	6225	Fisheries & Wildlife Science	03.0601	2
1	ATU	07	MS	6285	Information Technology	11.0103	18
1	ATU	07	MS	6490	Emergency Management and Homeland Security	43.0302	24
1	ATU	07	MSN	7080	Nursing	51.3802	2
1	ATU	08	EdS	5120	Educational Leadership	13.0401	7
1	HSU	01	CP	0130	English as a Second Language	13.1401	8
1	HSU	05	BA	1330	Communication	09.0100	11
1	HSU	05	BA	1420	English	23.0101	10
1	HSU	05	BA	1500	History	54.0101	9
1	HSU	05	BA	1590	Mass Media Communication	09.0401	8
1	HSU	05	BA	1630	Music	50.0901	3
1	HSU	05	BA	1690	Political Science	45.1001	14
1	HSU	05	BA	1710	Psychology	42.0101	17
1	HSU	05	BA	1720	Public Administration	44.0401	5
1	HSU	05	BA	1780	Sociology	45.1101	20
1	HSU	05	BA	1800	Spanish	16.0905	4
1	HSU	05	BA	1840	Theatre Arts	50.0501	9
1	HSU	05	BBA	1890	Accounting	52.0301	15
1	HSU	05	BBA	1920	Business Administration	52.0101	50
1	HSU	05	BBA	1930	Business Information Systems	52.1201	1
1	HSU	05	BFA	2060	Studio Art	50.0701	19
1	HSU	05	BGS	1870	General Studies	24.0102	39
1	HSU	05	BM	2100	Music	50.0903	2
1	HSU	05	BM	2115	Music	50.0903	9
1	HSU	05	BS	2205	Athletic Training	51.0913	6
1	HSU	05	BS	2290	Aviation	49.0102	21
1	HSU	05	BS	2300	Biology	26.0101	28
1	HSU	05	BS	2350	Chemistry	40.0501	3
1	HSU	05	BS	2415	Computer Science	11.0101	4
1	HSU	05	BS	2565	Family & Consumer Sciences	19.0101	5
1	HSU	05	BS	2770	Human Services	44.0701	18
1	HSU	05	BS	2870	Mathematics	27.0101	3
1	HSU	05	BS	3030	Physics	40.0801	8
1	HSU	05	BS	3070	Psychology	42.0101	13
1	HSU	05	BS	3120	Recreation	31.0301	17
1	HSU	05	BSE	2910	Middle Level Education	13.1203	21
1	HSU	05	BSE	3670	Art	13.1302	4
1	HSU	05	BSE	3750	Early Childhood Education	13.1210	61
1	HSU	05	BSE	3940	Physical Education, Wellness and Leisure	13.1314	17
1	HSU	05	BSE	4010	Social Science	13.1317	11
1	HSU	05	BSE	4120	Business Technology Education	13.1303	2
1	HSU	05	BSN	4240	Nursing	51.3801	20
1	HSU	06	GC	4335	English as a Second Language	13.1401	110
1	HSU	06	GC	6130	Developmental Therapy	13.1015	6
1	HSU	06	GC	6520	Educational Leadership	13.0408	15
1	HSU	07	MAT	5542	Education	13.1299	12
1	HSU	07	MBA	5580	Business Administration	52.0101	22
1	HSU	07	MLA	5960	Liberal Arts	24.0101	6
1	HSU	07	MS	6458	Sports Administration	31.0504	18
1	HSU	07	MS	6490	Clinical Mental Health Counseling	44.0701	14
1	HSU	07	MSE	5663	Advanced Instructional Studies	13.0301	15

Inst. Type	Institution	Degree Level	Award	Degree Code	Degree Name	CIP Code	Total
1	HSU	07	MSE	5880	Reading	13.1315	2
1	HSU	07	MSE	6680	School Counseling	13.1101	6
1	HSU	07	MSE	6720	Early Childhood	13.1015	9
1	HSU	07	MSE	6920	Educational Leadership	13.0408	11
1	HSU	07	MSE	7000	Instructional Specialist, Special Education	13.1001	3
1	HSU	08	EdS	5120	Educational Leadership	13.0401	3
1	SAUM	03	AA	0060	General Education	24.0102	61
1	SAUM	03	AAS	0190	Agricultural Science	01.0102	2
1	SAUM	03	AS	1090	General Education	24.0102	21
1	SAUM	03	AS	1160	Nursing	51.3801	57
1	SAUM	03	AS	1350	Chemistry	40.0501	3
1	SAUM	05	BA	1420	English	23.0101	7
1	SAUM	05	BA	1500	History	54.0101	8
1	SAUM	05	BA	1590	Mass Communications	09.0401	8
1	SAUM	05	BA	1630	Music	50.0901	1
1	SAUM	05	BA	1690	Political Science	45.1001	5
1	SAUM	05	BA	1800	Foreign Language	16.0905	3
1	SAUM	05	BA	1840	Theatre	50.0501	7
1	SAUM	05	BA	2400	Behavioral & Social Sciences	45.0101	1
1	SAUM	05	BBA	1890	Accounting	52.0301	19
1	SAUM	05	BBA	1920	Business Administration	52.0101	72
1	SAUM	05	BFA	1251	Art and Design	50.0702	7
1	SAUM	05	BGS	1870	General Studies	24.0102	36
1	SAUM	05	BME	2175	Music	13.1312	3
1	SAUM	05	BS	2205	Athletic Training	51.0913	1
1	SAUM	05	BS	2220	Agriculture Business	01.0101	14
1	SAUM	05	BS	2245	Agriculture Sciences	01.0101	4
1	SAUM	05	BS	2300	Biology	26.0101	26
1	SAUM	05	BS	2350	Chemistry	40.0501	10
1	SAUM	05	BS	2405	Criminal Justice	43.0104	20
1	SAUM	05	BS	2410	Computer Science	11.0101	2
1	SAUM	05	BS	2495	Exercise Science	31.0505	8
1	SAUM	05	BS	2640	General Science	30.0101	2
1	SAUM	05	BS	2790	Industrial Technology	15.0612	4
1	SAUM	05	BS	2870	Mathematics	27.0101	2
1	SAUM	05	BS	3040	Physics, Engineering	40.0899	5
1	SAUM	05	BS	3070	Psychology	42.0101	29
1	SAUM	05	BS	3140	Human Performance, Recreation, & Community Service	44.0201	9
1	SAUM	05	BS	3190	Sociology	45.1101	2
1	SAUM	05	BS	3270	Agricultural Education	13.1301	6
1	SAUM	05	BSE	3750	Early Childhood Education	13.1210	39
1	SAUM	05	BSE	3860	Physical Education, Wellness, & Leisure	13.1314	13
1	SAUM	05	BSN	4240	Nursing	51.3801	18
1	SAUM	05	BSW	2777	Social Work	44.0701	15
1	SAUM	07	MAT	5542	Teacher Education	13.1299	9
1	SAUM	07	MBA	5580	Business Administration	52.0201	25
1	SAUM	07	MED	5640	School Counseling	13.1101	13
1	SAUM	07	MEd	5670	Educational Administration & Supervision	13.0401	5
1	SAUM	07	MEd	5680	Elementary Education	13.1202	26
1	SAUM	07	MEd	5780	Library Media	13.0501	16
1	SAUM	07	MEd	5850	Secondary Education	13.1205	15
1	SAUM	07	MPA	6020	Public Administration	44.0401	8
1	SAUM	07	MS	5620	Clinical Mental Health Counseling	13.1199	10
1	SAUM	07	MS	5740	Kinesiology	31.0501	13
1	SAUM	07	MS	6170	Computer & Information Sciences	11.0101	3
1	SAUM	07	MS	6590	Agriculture	01.0000	6
1	UAF	05	BA	1230	Anthropology	45.0201	50
1	UAF	05	BA	1250	Art	50.0701	34
1	UAF	05	BA	1280	Biology	26.0101	28
1	UAF	05	BA	1310	Chemistry	40.0501	8
1	UAF	05	BA	1320	Classical Studies	16.1200	7
1	UAF	05	BA	1330	Communication	09.0101	95
1	UAF	05	BA	1350	Computer Science	11.0101	6
1	UAF	05	BA	1360	Criminal Justice	43.0104	54
1	UAF	05	BA	1380	Drama	50.0501	17
1	UAF	05	BA	1400	Economics	45.0601	9
1	UAF	05	BA	1420	English	23.0101	62
1	UAF	05	BA	1450	French	16.0901	13
1	UAF	05	BA	1460	Geography	45.0701	5
1	UAF	05	BA	1480	German	16.0501	6
1	UAF	05	BA	1500	History	54.0101	73
1	UAF	05	BA	1535	International Relations	45.0901	43
1	UAF	05	BA	1560	Journalism	09.0401	110

Inst. Type	Institution	Degree Level	Award	Degree Code	Degree Name	CIP Code	Total
1	UAF	05	BA	1600	Mathematics	27.0101	12
1	UAF	05	BA	1630	Music	50.0903	7
1	UAF	05	BA	1650	Philosophy	38.0101	10
1	UAF	05	BA	1670	Physics	40.0801	5
1	UAF	05	BA	1690	Political Science	45.1001	54
1	UAF	05	BA	1710	Psychology	42.0101	94
1	UAF	05	BA	1780	Sociology	45.1101	34
1	UAF	05	BA	1800	Spanish	16.0905	26
1	UAF	05	BArch	1880	Architecture	04.0201	35
1	UAF	05	BFA	2020	Art	50.0701	10
1	UAF	05	BID	4190	Interior Design	50.0408	21
1	UAF	05	BLA	2090	Landscape Architecture	04.0601	15
1	UAF	05	BM	2100	Music	50.0903	31
1	UAF	05	BS	1231	Anthropology	45.0201	2
1	UAF	05	BS	1240	Architectural Studies	04.0201	17
1	UAF	05	BS	2091	Landscape Architectural Studies	04.0601	7
1	UAF	05	BS	2300	Biology	26.0101	134
1	UAF	05	BS	2350	Chemistry	40.0501	37
1	UAF	05	BS	2410	Computer Science	11.0101	26
1	UAF	05	BS	2445	Earth Science	40.0601	5
1	UAF	05	BS	2660	Geology	40.0601	19
1	UAF	05	BS	2870	Mathematics	27.0101	13
1	UAF	05	BS	3030	Physics	40.0801	23
1	UAF	05	BSA	3320	Agricultural Education, Communication, and Technology	01.0801	23
1	UAF	05	BSA	3340	Agricultural Business	01.0102	44
1	UAF	05	BSA	3370	Crop Management	01.1102	6
1	UAF	05	BSA	3380	Animal Science	01.0901	36
1	UAF	05	BSA	3415	Environmental Soil & Water Science	03.0104	22
1	UAF	05	BSA	3420	Food Science	01.1001	14
1	UAF	05	BSA	3451	Horticulture, Landscape and Turf Sciences	01.0603	13
1	UAF	05	BSA	3480	Poultry Science	01.0907	12
1	UAF	05	BSBA	2580	Finance	52.0801	141
1	UAF	05	BSBA	3510	Accounting	52.0301	100
1	UAF	05	BSBA	3530	Management	52.0201	88
1	UAF	05	BSBA	3540	Business Economics	52.0601	23
1	UAF	05	BSBA	3580	General Business	52.0101	15
1	UAF	05	BSBA	3590	Marketing	52.1401	169
1	UAF	05	BSBA	3620	Transportation	52.0203	49
1	UAF	05	BSBA	3630	Information Systems	52.1201	48
1	UAF	05	BSBA	5522	Retail	52.0212	6
1	UAF	05	BSBE	3505	Biological Engineering	14.0301	25
1	UAF	05	BSCE	3640	Civil Engineering	14.0801	55
1	UAF	05	BSChE	3660	Chemical Engineering	14.0701	29
1	UAF	05	BSCmpE	3650	Computer Engineering	14.0901	17
1	UAF	05	BSE	2441	Elementary Education	13.1209	42
1	UAF	05	BSE	3730	Communication Disorders	51.0204	63
1	UAF	05	BSE	3770	Childhood Education	13.1202	93
1	UAF	05	BSE	3850	Community Health Promotion	51.2207	30
1	UAF	05	BSE	3905	Kinesiology	31.0501	121
1	UAF	05	BSE	3980	Recreation and Sport Management	31.0101	28
1	UAF	05	BSE	4110	Career and Technical Education	13.1319	15
1	UAF	05	BSE	5201	Human Resource Development	52.1005	63
1	UAF	05	BSEE	4140	Electrical Engineering	14.1001	29
1	UAF	05	BSHES	4150	Apparel Studies	19.0901	39
1	UAF	05	BSHES	4160	Foods, Human Nutrition, & Hospitality	19.0501	80
1	UAF	05	BSHES	4170	Human Environmental Sciences	19.0101	5
1	UAF	05	BSHES	4200	Human Development and Family Sciences	19.0701	39
1	UAF	05	BSIB	2805	International Business	52.1101	37
1	UAF	05	BSIE	4210	Industrial Engineering	14.3501	41
1	UAF	05	BSME	4230	Mechanical Engineering	14.1901	88
1	UAF	05	BSN	2940	Nursing	51.3801	94
1	UAF	05	BSPA	4250	Public Administration	44.0401	2
1	UAF	05	BSW	1770	Social Work	44.0701	29
1	UAF	06	GC	2101	Advanced Instrumental Performance	50.0903	3
1	UAF	06	GC	6139	Preparing for the Professoriate	13.9999	4
1	UAF	06	GC	6253	Autism Spectrum Disorders	13.1013	6
1	UAF	07	LLM	5210	Agricultural and Food Law	22.9999	15
1	UAF	07	M.AT	7305	Athletic Training	51.0913	15
1	UAF	07	MA	5220	Anthropology	45.0201	11
1	UAF	07	MA	5260	Communication	09.0101	14
1	UAF	07	MA	5270	Comparative Literature and Cultural Studies	16.0104	3
1	UAF	07	MA	5300	Economics	45.0601	4
1	UAF	07	MA	5310	English	23.0101	11

Inst. Type	Institution	Degree Level	Award	Degree Code	Degree Name	CIP Code	Total
1	UAF	07	MA	5320	French	16.0901	4
1	UAF	07	MA	5330	Geography	45.0701	8
1	UAF	07	MA	5340	German	16.0501	2
1	UAF	07	MA	5360	History	54.0101	7
1	UAF	07	MA	5380	Journalism	09.0401	1
1	UAF	07	MA	5400	Philosophy	38.0101	3
1	UAF	07	MA	5420	Political Science	45.1001	11
1	UAF	07	MA	5430	Psychology	42.0101	8
1	UAF	07	MA	5460	Secondary Mathematics	13.1311	4
1	UAF	07	MA	5470	Sociology	45.1101	8
1	UAF	07	MA	5480	Spanish	16.0905	6
1	UAF	07	MAcc	6570	Accounting	52.0301	35
1	UAF	07	MAT	5533	Childhood Education	13.1202	60
1	UAF	07	MAT	5560	Secondary Education	13.1205	44
1	UAF	07	MBA	5580	Business Administration	52.0201	82
1	UAF	07	MEd	5670	Educational Leadership	13.0401	9
1	UAF	07	MEd	5680	Curriculum and Instruction	13.1202	6
1	UAF	07	MEd	5750	Higher Education	13.0406	20
1	UAF	07	MEd	5760	Educational Technology	13.0501	9
1	UAF	07	MEd	5820	Physical Education	13.1314	3
1	UAF	07	MEd	5830	Recreation and Sport Management	31.0301	20
1	UAF	07	MEd	5850	Secondary Education	13.1205	16
1	UAF	07	MEd	5870	Special Education	13.1001	18
1	UAF	07	MEd	5901	Human Resources and Workforce Development Education	13.1201	51
1	UAF	07	MEd	7610	Adult and Lifelong Learning	13.0403	2
1	UAF	07	MFA	0022	Drama	50.0501	13
1	UAF	07	MFA	5910	Art	50.0701	4
1	UAF	07	MFA	5920	Creative Writing	23.1302	10
1	UAF	07	MFA	5930	Translation	16.9999	2
1	UAF	07	MIS	6165	Information Systems	52.1201	22
1	UAF	07	MM	5980	Music	50.0903	9
1	UAF	07	MPA	6020	Public Administration	44.0401	10
1	UAF	07	MS	6040	Agricultural & Extension Education	13.1301	5
1	UAF	07	MS	6050	Agricultural Economics	01.0103	23
1	UAF	07	MS	6060	Crop, Soil, & Environmental Sciences	01.1102	10
1	UAF	07	MS	6080	Animal Science	01.0901	11
1	UAF	07	MS	6101	Space & Planetary Sciences	40.0203	1
1	UAF	07	MS	6120	Biology	26.0101	2
1	UAF	07	MS	6135	Cell & Molecular Biology	26.0406	5
1	UAF	07	MS	6140	Chemistry	40.0501	2
1	UAF	07	MS	6160	Communication Disorders	51.0204	25
1	UAF	07	MS	6180	Computer Science	11.0101	8
1	UAF	07	MS	6185	Counseling	13.1101	11
1	UAF	07	MS	6210	Entomology	26.0702	3
1	UAF	07	MS	6230	Food Science	01.1001	10
1	UAF	07	MS	6240	Agricultural, Food, & Life Sciences	01.0301	3
1	UAF	07	MS	6250	Geology	40.0601	5
1	UAF	07	MS	6270	Community Health Promotion	51.2207	7
1	UAF	07	MS	6280	Human Environmental Sciences	19.0101	4
1	UAF	07	MS	6290	Horticulture	01.1103	5
1	UAF	07	MS	6305	Kinesiology	31.0505	19
1	UAF	07	MS	6320	Mathematics	27.0101	7
1	UAF	07	MS	6345	Microelectronics	40.1002	9
1	UAF	07	MS	6430	Physics	40.0801	3
1	UAF	07	MS	6450	Plant Pathology	26.0305	3
1	UAF	07	MS	6452	Poultry Science	01.0907	5
1	UAF	07	MS	6457	Rehabilitation	51.2310	13
1	UAF	07	MS	6530	Statistics	27.0501	8
1	UAF	07	MSBE	6600	Biological Engineering	14.0301	2
1	UAF	07	MSBME	6500	Biomedical Engineering	14.0301	1
1	UAF	07	MSCE	6610	Civil Engineering	14.0801	9
1	UAF	07	MSChE	6630	Chemical Engineering	14.0701	3
1	UAF	07	MSCmpE	6620	Computer Engineering	14.0901	2
1	UAF	07	MSE	6810	Engineering	14.0101	4
1	UAF	07	MSEE	7020	Electrical Engineering	14.1001	22
1	UAF	07	MSIE	7040	Industrial Engineering	14.3501	13
1	UAF	07	MSME	7070	Mechanical Engineering	14.1901	16
1	UAF	07	MSN	7080	Nursing	51.3801	4
1	UAF	07	MSOM	6360	Operations Management	15.1501	254
1	UAF	07	MSW	7100	Social Work	44.0701	23
1	UAF	08	EdS	5110	Educational Leadership	13.0401	1
1	UAF	08	EDS	5190	Curriculum & Instruction	13.0301	3
1	UAF	08	PMC	5550	Arkansas Curriculum / Program Administrator	13.0404	1

Inst. Type	Institution	Degree Level	Award	Degree Code	Degree Name	CIP Code	Total
1	UAF	08	PMC	5552	Building-Level Administration	13.0404	2
1	UAF	08	PMC	5777	Educational Statistics & Research Methods	13.0603	3
1	UAF	08	PMC	5779	Educational Policy Studies	13.0699	1
1	UAF	08	PMC	5781	Educational Measurement	13.0604	1
1	UAF	17	EdD	4932	Human Resources and Workforce Development Education	13.1201	12
1	UAF	17	EdD	4950	Educational Leadership	13.0401	6
1	UAF	17	EdD	4990	Higher Education	13.0406	6
1	UAF	17	EdD	4995	Recreation and Sport Management	31.0301	1
1	UAF	17	PhD	5222	Anthropology	45.0201	2
1	UAF	17	PhD	6125	Biology	26.0101	3
1	UAF	17	PhD	6137	Cell & Molecular Biology	26.0406	9
1	UAF	17	PhD	6201	Space & Planetary Sciences	40.0203	2
1	UAF	17	PhD	6777	Educational Statistics & Research Methods	13.0603	2
1	UAF	17	PhD	7105	Poultry Science	01.0907	4
1	UAF	17	PhD	7110	Crop, Soil, & Environmental Sciences	01.1102	4
1	UAF	17	PhD	7130	Animal Science	01.0901	1
1	UAF	17	PhD	7170	Business Administration	52.0201	9
1	UAF	17	PhD	7180	Chemistry	40.0501	7
1	UAF	17	PhD	7190	Comparative Literature and Cultural Studies	16.0104	2
1	UAF	17	PhD	7195	Computer Science	11.0101	2
1	UAF	17	PhD	7200	Counselor Education	13.1101	7
1	UAF	17	PhD	7210	Curriculum & Instruction	13.0301	8
1	UAF	17	PhD	7220	Economics	45.0601	1
1	UAF	17	PhD	7230	Engineering	14.0101	17
1	UAF	17	PhD	7240	English	23.0101	5
1	UAF	17	PhD	7260	Food Science	01.1001	3
1	UAF	17	PhD	7270	Community Health Promotion	51.2207	5
1	UAF	17	PhD	7280	History	54.0101	4
1	UAF	17	PhD	7295	Kinesiology	31.0505	6
1	UAF	17	PhD	7300	Mathematics	27.0101	5
1	UAF	17	PhD	7335	Microelectronics-Photonics	40.1002	3
1	UAF	17	PhD	7340	Philosophy	38.0101	5
1	UAF	17	PhD	7350	Physics	40.0801	1
1	UAF	17	PhD	7370	Plant Science	26.0305	1
1	UAF	17	PhD	7380	Psychology	42.0101	7
1	UAF	17	PhD	7385	Public Policy	44.0501	5
1	UAF	17	PhD	7390	Rehabilitation	51.2310	3
1	UAF	17	PhD	7500	Environmental Dynamics	40.0699	6
1	UAF	18	JD	5200	Law	22.0101	131
1	UAFS	01	CP	0126	Computer Service Technician	47.0104	20
1	UAFS	01	CP	1707	Office Assistant	52.0402	21
1	UAFS	01	CP	4341	Automotive Drive Train Specialist	47.0604	2
1	UAFS	01	CP	4342	Automotive Undercar Specialist	47.0604	2
1	UAFS	01	CP	4343	Automotive Drivability Specialist	47.0604	1
1	UAFS	01	CP	4485	Computer-Aided Drafting & Design	15.1302	4
1	UAFS	01	CP	4711	ARC Welding	48.0508	30
1	UAFS	01	CP	4712	MIG Welding	48.0508	21
1	UAFS	01	CP	4713	TIG Welding	48.0508	17
1	UAFS	01	CP	4714	Welding: Layout & Fabrication	48.0508	2
1	UAFS	01	CP	4897	Workforce Leadership	52.0201	22
1	UAFS	02	TC	4340	Automotive Technology	47.0604	1
1	UAFS	02	TC	4490	Computer-Aided Drafting & Design	15.1302	10
1	UAFS	02	TC	4625	Industrial Electronics & Electrical Maintenance	47.0105	15
1	UAFS	02	TC	4729	Administrative Assistant	52.0402	17
1	UAFS	02	TC	4740	Computer Maintenance	47.0104	11
1	UAFS	02	TC	4795	Practical Nursing (PN)	51.3901	15
1	UAFS	02	TC	4855	Workforce Leadership	52.0201	9
1	UAFS	02	TC	4900	Welding	48.0508	4
1	UAFS	03	AA	0050	General Education	24.0101	33
1	UAFS	03	AAS	0307	Administrative Professional & Office Technology	52.0402	19
1	UAFS	03	AAS	0310	Early Childhood Education	13.1210	7
1	UAFS	03	AAS	0312	Graphic Design	50.0409	1
1	UAFS	03	AAS	0355	Information Technology	11.0101	16
1	UAFS	03	AAS	0387	Crime Scene Investigation	43.0106	1
1	UAFS	03	AAS	0390	Criminal Justice	43.0103	6
1	UAFS	03	AAS	0415	Dental Hygiene	51.0602	15
1	UAFS	03	AAS	0425	Computer-Aided Drafting & Design	15.1302	10
1	UAFS	03	AAS	0460	Electronics Technology	47.0101	22
1	UAFS	03	AAS	0517	General Technology	30.9999	14
1	UAFS	03	AAS	0610	Legal Assistance/Paralegal	22.0302	12
1	UAFS	03	AAS	0710	Nursing Technology (ADN)	51.3801	35
1	UAFS	03	AAS	0790	Radiography	51.0911	17
1	UAFS	03	AAS	0835	Surgical Technology	51.0909	10

Inst. Type	Institution	Degree Level	Award	Degree Code	Degree Name	CIP Code	Total
1	UAFS	03	AAS	4887	Workforce Leadership	52.0201	7
1	UAFS	03	AGS	0900	General Studies	24.0102	101
1	UAFS	05	BA	0801	History	54.0101	6
1	UAFS	05	BA	1420	English	23.0101	12
1	UAFS	05	BA	1500	History	54.0101	23
1	UAFS	05	BA	1630	Music	50.0901	1
1	UAFS	05	BA	1701	Rhetoric & Writing	23.1303	3
1	UAFS	05	BA	1710	Psychology	42.0101	45
1	UAFS	05	BA	1800	Spanish	16.0905	2
1	UAFS	05	BA	2060	Studio Art	50.0701	1
1	UAFS	05	BA	4082	Theatre	50.0501	9
1	UAFS	05	BAS	2856	Bachelor of Applied Science	30.9999	45
1	UAFS	05	BBA	2320	Business Administration	52.0201	148
1	UAFS	05	BME	1640	Music Education	13.1312	3
1	UAFS	05	BS	1375	Imaging Science	51.0911	17
1	UAFS	05	BS	2300	Biology	26.0101	28
1	UAFS	05	BS	2350	Chemistry	40.0501	2
1	UAFS	05	BS	2411	Information Technology	11.0101	33
1	UAFS	05	BS	2440	Early Childhood Education	13.1210	53
1	UAFS	05	BS	2540	English	13.1305	7
1	UAFS	05	BS	2670	Graphic Design	50.0409	18
1	UAFS	05	BS	2870	Mathematics	27.0101	1
1	UAFS	05	BS	2910	Middle Childhood Education	13.1203	18
1	UAFS	05	BS	3200	Spanish	13.1330	2
1	UAFS	05	BS	3390	Criminal Justice	43.0103	20
1	UAFS	05	BS	3700	Biology	13.1322	1
1	UAFS	05	BS	5100	Animation Technology	10.0304	7
1	UAFS	05	BS	5335	Organizational Leadership	30.9999	56
1	UAFS	05	BS	6850	History	13.1328	5
1	UAFS	05	BSN	4240	Nursing - Traditional and RN-BSN	51.3801	61
1	UALR	01	CP	1901	Media Production and Design	09.0199	1
1	UALR	03	AA	0060	General Studies	24.0102	94
1	UALR	03	AS	0080	American Sign Language Studies	16.1603	20
1	UALR	03	AS	0100	Law Enforcement	43.0107	11
1	UALR	03	AS	0980	Computer Programming	11.0201	2
1	UALR	03	AS	1050	Engineering Technology (Electrical)	15.0303	5
1	UALR	03	AS	1080	Engineering Technology (Mechanical)	15.0805	3
1	UALR	03	AS	1160	Nursing	51.3801	110
1	UALR	05	BA	1230	Anthropology	45.0201	13
1	UALR	05	BA	1270	Art History	50.0703	1
1	UALR	05	BA	1280	Art	50.0701	8
1	UALR	05	BA	1310	Chemistry	40.0501	4
1	UALR	05	BA	1360	Criminal Justice	43.0104	85
1	UALR	05	BA	1420	English	23.0101	41
1	UALR	05	BA	1450	French	16.0901	5
1	UALR	05	BA	1480	German Studies	16.0501	3
1	UALR	05	BA	1500	History	54.0101	31
1	UALR	05	BA	1540	International Studies	24.0103	10
1	UALR	05	BA	1555	Interpretation: American Sign Language/English	16.1603	3
1	UALR	05	BA	1560	Journalism	09.0401	6
1	UALR	05	BA	1570	Liberal Arts	24.0101	56
1	UALR	05	BA	1600	Mathematics	27.0101	4
1	UALR	05	BA	1630	Music	50.0901	11
1	UALR	05	BA	1650	Philosophy	38.0101	6
1	UALR	05	BA	1690	Political Science	45.1001	26
1	UALR	05	BA	1700	Professional & Technical Writing	23.1303	15
1	UALR	05	BA	1710	Psychology	42.0101	96
1	UALR	05	BA	1730	Radio, Television, & Film	09.0701	1
1	UALR	05	BA	1790	Sociology	45.1101	21
1	UALR	05	BA	1800	Spanish	16.0905	22
1	UALR	05	BA	1830	Speech Communication	09.0101	11
1	UALR	05	BA	1840	Theatre Arts	50.0501	4
1	UALR	05	BA	2865	Mass Communication	09.0401	24
1	UALR	05	BA	5161	World Languages	16.0101	3
1	UALR	05	BBA	1910	Advertising/Public Relations	09.0903	3
1	UALR	05	BBA	1940	Management Information Systems	52.1201	37
1	UALR	05	BBA	1950	Economics	52.0601	7
1	UALR	05	BBA	1960	Finance	52.0801	27
1	UALR	05	BBA	1970	General Business	52.0101	1
1	UALR	05	BBA	1985	International Business	52.1101	8
1	UALR	05	BBA	1990	Management	52.0201	99
1	UALR	05	BBA	2000	Marketing	52.1401	39
1	UALR	05	BFA	1250	Art	50.0702	22

Inst. Type	Institution	Degree Level	Award	Degree Code	Degree Name	CIP Code	Total
1	UALR	05	BFA	5503	Dance Performance	50.0301	6
1	UALR	05	BS	2200	Accounting	52.0301	41
1	UALR	05	BS	2300	Biology	26.0101	53
1	UALR	05	BS	2350	Chemistry	40.0501	5
1	UALR	05	BS	2370	Speech Pathology	51.0204	29
1	UALR	05	BS	2390	Electronics & Computer Engineering Technology	15.1201	4
1	UALR	05	BS	2410	Computer Science	11.0101	17
1	UALR	05	BS	2417	Construction Management	15.1001	37
1	UALR	05	BS	2530	Engineering Technology (Mechanical)	15.0805	10
1	UALR	05	BS	2550	Environmental Health Sciences	51.9999	1
1	UALR	05	BS	2660	Geology	40.0601	11
1	UALR	05	BS	2690	Health Sciences	51.2299	74
1	UALR	05	BS	2795	Information Science	11.0401	15
1	UALR	05	BS	2870	Mathematics	27.0101	6
1	UALR	05	BS	3030	Physics	40.0801	1
1	UALR	05	BS	3245	Systems Engineering	14.2701	36
1	UALR	05	BSE	3750	Early Childhood Education	13.1210	32
1	UALR	05	BSE	3915	Middle Childhood Education	13.1203	6
1	UALR	05	BSN	4240	Nursing Completion Program	51.3801	73
1	UALR	05	BSW	2777	Social Work	44.0701	26
1	UALR	06	GC	3500	Taxation	52.1601	1
1	UALR	06	GC	3510	Accountancy	52.0301	2
1	UALR	06	GC	4245	Systems Engineering	14.2701	1
1	UALR	06	GC	5184	Rehabilitation Counseling	51.2310	3
1	UALR	06	GC	5188	Conflict Mediation	30.0501	11
1	UALR	06	GC	5190	Gerontology	44.0701	5
1	UALR	06	GC	5192	Nonprofit Management	44.0401	3
1	UALR	06	GC	5195	Marriage & Family Therapy	51.1505	3
1	UALR	06	GC	5340	Orientation and Mobility of the Blind	51.2310	2
1	UALR	06	GC	5771	Reading/Literacy Coach	13.1315	6
1	UALR	06	GC	5780	Teaching Advanced Placement	13.1004	2
1	UALR	06	GC	5790	Gifted Education	13.1004	2
1	UALR	06	GC	6107	Information Quality	11.0199	11
1	UALR	06	GC	6210	Technology Innovation	15.9999	1
1	UALR	06	GC	6265	Applied Statistics	27.0599	4
1	UALR	06	GC	6580	Management	52.0201	7
1	UALR	06	GC	6581	Management Information Systems	52.1201	4
1	UALR	06	GC	7600	Geospatial Technology	40.0699	3
1	UALR	07	MA	5230	Art	50.0701	1
1	UALR	07	MA	5250	Chemistry	40.0501	2
1	UALR	07	MA	5280	Criminal Justice	43.0104	5
1	UALR	07	MA	5335	Second Languages	13.1401	3
1	UALR	07	MA	5350	Gerontology	44.0701	3
1	UALR	07	MA	5355	Higher Education	13.0406	9
1	UALR	07	MA	5370	Applied Communication Studies	09.9999	6
1	UALR	07	MA	5380	Journalism	09.0401	7
1	UALR	07	MA	5450	Rehabilitation of the Blind	51.2310	10
1	UALR	07	MA	5455	Rehabilitation Counseling	51.2310	56
1	UALR	07	MA	5500	Professional & Technical Writing	23.1303	20
1	UALR	07	MA	5960	Liberal Studies	24.0101	2
1	UALR	07	Macc	6510	Accountancy	52.0301	7
1	UALR	07	MBA	5580	Business Administration	52.0201	96
1	UALR	07	MEd	5610	Adult Education	13.1201	18
1	UALR	07	MEd	5650	Counselor Education	13.1101	34
1	UALR	07	MEd	5655	Early Childhood Education	13.1210	22
1	UALR	07	MEd	5663	Curriculum & Instruction	13.0301	6
1	UALR	07	MEd	5670	Educational Administration	13.0401	7
1	UALR	07	MEd	5760	Learning Systems Technology	13.0501	17
1	UALR	07	MEd	5805	Middle Childhood Education	13.1203	22
1	UALR	07	MEd	5825	Reading	13.1315	7
1	UALR	07	MEd	5850	Secondary Education	13.1205	33
1	UALR	07	MEd	5870	Special Education	13.1001	4
1	UALR	07	MEd	5890	Teaching Gifted & Talented	13.1004	8
1	UALR	07	MPA	6020	Public Administration	44.0401	12
1	UALR	07	MPS	5473	Public Service	44.9999	23
1	UALR	07	MS	0107	Information Quality	11.0199	9
1	UALR	07	MS	5281	Criminal Justice	43.0104	1
1	UALR	07	MS	6090	Mathematical Sciences	27.0301	6
1	UALR	07	MS	6095	Applied Sciences	40.0101	27
1	UALR	07	MS	6120	Biology	26.0101	9
1	UALR	07	MS	6140	Chemistry	40.0501	1
1	UALR	07	MS	6170	Computer & Information Sciences	11.0101	3
1	UALR	07	MS	6200	Bioinformatics	26.1103	5

Inst. Type	Institution	Degree Level	Award	Degree Code	Degree Name	CIP Code	Total
1	UALR	07	MS	6273	Health Sciences	51.0000	9
1	UALR	07	MS	6295	Integrated Sciences & Mathematics	30.0101	1
1	UALR	07	MS	7087	Management Information Systems	52.1201	14
1	UALR	07	MS	7215	Systems Engineering	14.2701	4
1	UALR	07	MS	7500	Taxation	52.1601	1
1	UALR	07	MSW	7100	Social Work	44.0701	56
1	UALR	08	EdS	5110	Educational Administration	13.0401	4
1	UALR	08	EdS	6915	Reading	13.1315	12
1	UALR	17	EdD	4960	Educational Administration	13.0401	6
1	UALR	17	EdD	4990	Higher Education	13.0406	5
1	UALR	17	PhD	1702	Integrated Computing	11.0201	9
1	UALR	17	PhD	7140	Applied Sciences	40.0101	8
1	UALR	17	PHD	7200	Bioinformatics	26.1103	1
1	UALR	17	PhD	7230	Engineering Science and Systems	14.0101	7
1	UALR	17	PHD	7510	Communication Sciences & Disorders	51.0204	2
1	UALR	17	PhD	9430	Criminal Justice	43.0104	1
1	UALR	18	JD	5200	Law	22.0101	144
1	UAM	01	CP	0015	Emergency Medical Technician	51.0904	9
1	UAM	01	CP	0017	Emergency Medical Technician	51.0904	5
1	UAM	01	CP	0665	Hospitality Services	52.0901	15
1	UAM	01	CP	1431	Correctional Law Enforcement	43.0102	4
1	UAM	01	CP	1470	Industrial Equipment Repair	47.0303	19
1	UAM	01	CP	1472	Computer Repair and Networking	47.0104	4
1	UAM	01	CP	1517	Healthcare Office Skills	51.0712	36
1	UAM	01	CP	1524	Office Support	52.0401	19
1	UAM	01	CP	4750	Nursing Assistant	51.3902	93
1	UAM	01	CP	4905	Welding	48.0508	22
1	UAM	01	CP	4919	Child Development Associate	19.0706	43
1	UAM	02	TC	2150	Electromechanical Technology	15.0403	16
1	UAM	02	TC	2431	Correctional Law Enforcement	43.0102	5
1	UAM	02	TC	2510	Health Information Technology	51.0707	36
1	UAM	02	TC	2520	Administrative Office Technology	52.0401	11
1	UAM	02	TC	2665	Hospitality Services	52.0901	13
1	UAM	02	TC	4497	Early Childhood Education	19.0708	15
1	UAM	02	TC	4502	Computer Maintenance & Networking	15.1202	4
1	UAM	02	TC	4520	Emergency Medical Technician	51.0904	7
1	UAM	02	TC	4617	Heavy Equipment Operation	47.0303	17
1	UAM	02	TC	4660	Practical Nursing	51.3901	22
1	UAM	02	TC	4900	Welding Technology	48.0508	9
1	UAM	03	AA	0110	General Education	24.0102	98
1	UAM	03	AAS	0517	General Technology	30.9999	55
1	UAM	03	AAS	0580	Industrial Technology	47.0303	20
1	UAM	03	AAS	0710	Nursing	51.3801	16
1	UAM	03	AS	1060	Land Surveying Technology	15.1102	4
1	UAM	04	AdC	4150	Electromechanical Technology	15.0499	23
1	UAM	05	BA	1250	Art	50.0701	4
1	UAM	05	BA	1420	English	23.0101	11
1	UAM	05	BA	1500	History	54.0101	4
1	UAM	05	BA	1630	Music	50.0901	8
1	UAM	05	BA	1690	Political Science	45.1001	2
1	UAM	05	BA	1830	Communication	09.0101	9
1	UAM	05	BA	2441	Early Childhood Education	13.1209	38
1	UAM	05	BA	2908	Middle Level Education	13.1203	8
1	UAM	05	BA	5160	Modern Languages	16.0101	1
1	UAM	05	BA/BS	2720	Health, Physical Education, & Exercise Science	31.0501	19
1	UAM	05	BAS	5877	Applied Sciences	30.9999	1
1	UAM	05	BBA	1890	Accounting	52.0301	24
1	UAM	05	BBA	1920	Business Administration	52.0201	34
1	UAM	05	BGS	5240	General Studies	24.0102	32
1	UAM	05	BME	2160	Music Education	13.1312	1
1	UAM	05	BS	2250	Agriculture	01.0102	20
1	UAM	05	BS	2300	Biology	26.0101	18
1	UAM	05	BS	2350	Chemistry	40.0501	3
1	UAM	05	BS	2400	Computer Information Systems	52.1201	15
1	UAM	05	BS	2405	Criminal Justice	43.0104	14
1	UAM	05	BS	2620	Forestry	03.0501	5
1	UAM	05	BS	2705	Health & Physical Education	13.1314	3
1	UAM	05	BS	2870	Mathematics	27.0101	8
1	UAM	05	BS	2920	Natural Science	30.0101	12
1	UAM	05	BS	3070	Psychology	42.0101	16
1	UAM	05	BS	3255	Spatial Information Systems	15.1102	5
1	UAM	05	BS	3290	Wildlife Management	03.0601	8
1	UAM	05	BS	5139	Teaching and Learning	13.9999	1

Inst. Type	Institution	Degree Level	Award	Degree Code	Degree Name	CIP Code	Total
1	UAM	05	BSN	4240	Nursing	51.3801	33
1	UAM	05	BSW	2775	Social Work	44.0701	13
1	UAM	07	MAT	5540	Education	13.1205	34
1	UAM	07	MEd	5550	Education	13.1206	5
1	UAM	07	MEd	5670	Educational Leadership	13.0401	3
1	UAM	07	MS	6235	Forest Resources	03.0506	6
1	UAMS	02	TC	4520	Emergency Medical Science Technology	51.0904	12
1	UAMS	03	AS	0011	Medical Record Technology	51.0707	13
1	UAMS	03	AS	1000	Dental Hygiene	51.0602	1
1	UAMS	03	AS	1020	Emergency Medical Science Technology - Paramedic	51.0904	4
1	UAMS	03	AS	1180	Medical Imaging	51.0907	35
1	UAMS	03	AS	1210	Surgical Technology	51.0909	11
1	UAMS	05	BS	1375	Diagnostic Medical Sonography	51.0910	11
1	UAMS	05	BS	2345	Cardio-Respiratory Care	51.0999	27
1	UAMS	05	BS	2420	Cytotechnology	51.1002	7
1	UAMS	05	BS	2430	Dental Hygiene	51.0602	35
1	UAMS	05	BS	2890	Medical Technology	51.1005	38
1	UAMS	05	BS	2930	Nuclear Medicine Imaging Sciences	51.0905	11
1	UAMS	05	BS	2965	Ophthalmic Medical Technology	51.1803	4
1	UAMS	05	BS	3100	Radiologic Imaging Science	51.0907	17
1	UAMS	05	BS	3105	Radiation Therapy	51.0907	3
1	UAMS	05	BS	3106	Medical Dosimetry	51.0907	2
1	UAMS	05	BSN	4240	Nursing	51.3801	186
1	UAMS	06	GC	4480	Dietetics and Nutrition (Post Baccalaureate)	51.3101	14
1	UAMS	06	GC	6276	Public Health	51.2201	3
1	UAMS	06	GC	6385	Clinical and Translational Science	30.0101	5
1	UAMS	07	MHSA	5950	Health Services Administration	51.0701	11
1	UAMS	07	MNSC	6010	Nursing	51.3808	71
1	UAMS	07	MPH	6277	Public Health	51.2201	25
1	UAMS	07	MS	2375	Master of Imaging Sciences	51.0911	5
1	UAMS	07	MS	5390	Genetic Counseling	26.0806	5
1	UAMS	07	MS	6110	Biochemistry & Molecular Biology	26.0202	3
1	UAMS	07	MS	6150	Clinical Nutrition	30.1901	3
1	UAMS	07	MS	6160	Communicative Disorders	51.0204	20
1	UAMS	07	MS	6285	Interdisciplinary Biomedical Sciences	30.0101	8
1	UAMS	07	MS	6340	Microbiology & Immunology	26.0503	2
1	UAMS	07	MS	6350	Occupational & Environmental Health	26.9999	1
1	UAMS	07	MS	6380	Pharmaceutical Sciences	51.2002	1
1	UAMS	07	MS	6440	Physiology & Biophysics	26.0707	3
1	UAMS	17	AuD	7511	Audiology	51.0202	6
1	UAMS	17	DrPH	6278	Public Health Leadership	51.2201	3
1	UAMS	17	PhD	7120	Anatomy & Neurobiology	26.0403	3
1	UAMS	17	PhD	7150	Biochemistry & Molecular Biology	26.0202	3
1	UAMS	17	PHD	7295	Interdisciplinary Biomedical Sciences	30.0101	4
1	UAMS	17	PhD	7320	Microbiology & Immunology	26.0503	3
1	UAMS	17	PhD	7330	Pharmacology	26.1001	4
1	UAMS	17	PhD	7360	Physiology & Biophysics	26.0707	1
1	UAMS	17	PhD	7400	Toxicology, Interdisciplinary	26.1004	1
1	UAMS	17	PhD	7450	Nursing	51.3808	2
1	UAMS	17	PHD	7950	Health Systems Research	51.2299	1
1	UAMS	17	PHD	7960	Health Promotion and Prevention Research	51.2299	1
1	UAMS	18	MD	5600	Medicine	51.1201	132
1	UAMS	18	Pharm. D	4920	Pharmacy	51.2001	113
1	UAPB	05	BA	1360	Criminal Justice	43.0104	58
1	UAPB	05	BA	1420	English	23.0101	7
1	UAPB	05	BA	1490	Gerontology	19.0702	1
1	UAPB	05	BA	1500	History	54.0101	1
1	UAPB	05	BA	1560	Mass Communications	09.0401	18
1	UAPB	05	BA	1690	Political Science	45.1001	6
1	UAPB	05	BA	1765	Social Work	44.0701	30
1	UAPB	05	BA	1780	Sociology	45.1101	3
1	UAPB	05	BA	1813	Theatre	09.0199	2
1	UAPB	05	BGS	2080	General Studies	24.0102	39
1	UAPB	05	BS	2185	Music	50.0901	4
1	UAPB	05	BS	2195	Music	50.0901	2
1	UAPB	05	BS	2200	Accounting	52.0301	25
1	UAPB	05	BS	2250	Agriculture	01.0102	14
1	UAPB	05	BS	2285	Art	50.0701	1
1	UAPB	05	BS	2300	Biology	26.0101	32
1	UAPB	05	BS	2320	Business Administration	52.0201	62
1	UAPB	05	BS	2350	Chemistry	40.0501	10
1	UAPB	05	BS	2410	Computer Science	11.0101	11
1	UAPB	05	BS	2440	Early Childhood Education	13.1210	13

Inst. Type	Institution	Degree Level	Award	Degree Code	Degree Name	CIP Code	Total
1	UAPB	05	BS	2540	English Education	13.1305	3
1	UAPB	05	BS	2565	Human Sciences	19.0101	33
1	UAPB	05	BS	2600	Fisheries Biology	03.0301	1
1	UAPB	05	BS	2680	Health & Physical Education	13.1314	3
1	UAPB	05	BS	2790	Industrial Technology	15.0612	30
1	UAPB	05	BS	2870	Mathematics	27.0101	2
1	UAPB	05	BS	2910	Middle Level Education	13.1203	3
1	UAPB	05	BS	2940	Nursing	51.3801	5
1	UAPB	05	BS	2980	Parks & Community Recreation	31.0101	10
1	UAPB	05	BS	3030	Physics	40.0801	3
1	UAPB	05	BS	3070	Psychology	42.0101	19
1	UAPB	05	BS	3150	Regulatory Science	01.9999	7
1	UAPB	05	BS	3155	Rehabilitation Services	51.2399	2
1	UAPB	05	BS	3910	Mathematics Education	13.1311	1
1	UAPB	07	MAT	6705	Teaching	13.1299	3
1	UAPB	07	MEd	5690	English Education	13.1305	1
1	UAPB	07	MEd	5725	Health & Physical Education	13.1314	2
1	UAPB	07	MEd	5790	Mathematics Education	13.1311	1
1	UAPB	07	MEd	5845	Science Education	13.1316	1
1	UAPB	07	MEd	6710	Early Childhood Education	13.1210	11
1	UAPB	07	MS	6005	Addiction Studies	51.1501	6
1	UAPB	07	MS	6100	Aquaculture & Fisheries	01.0303	7
1	UAPB	07	MS	7150	Agricultural Regulations	01.9999	5
1	UCA	03	AA	0060	General Education	24.0102	23
1	UCA	03	AAS	0300	Business Administration	52.0201	2
1	UCA	05	BA	1250	Art	50.0701	31
1	UCA	05	BA	1400	Economics	45.0601	5
1	UCA	05	BA	1420	English	23.0101	40
1	UCA	05	BA	1425	Writing	23.1301	10
1	UCA	05	BA	1460	Geography	45.0701	2
1	UCA	05	BA	1470	Modern Languages	16.0101	1
1	UCA	05	BA	1500	History	54.0101	17
1	UCA	05	BA	1540	International Studies	30.2001	15
1	UCA	05	BA	1590	Journalism	09.0401	23
1	UCA	05	BA	1650	Philosophy	38.0101	4
1	UCA	05	BA	1690	Political Science	45.1001	14
1	UCA	05	BA	1710	Psychology	42.0101	25
1	UCA	05	BA	1735	Religious Studies	38.0201	2
1	UCA	05	BA	1780	Sociology	45.1101	23
1	UCA	05	BA	1800	Spanish	16.0905	9
1	UCA	05	BA	1830	Speech	09.0101	6
1	UCA	05	BA	2137	Music	50.0901	4
1	UCA	05	BA	2867	Digital Filmmaking	50.0602	26
1	UCA	05	BA	4082	Theatre	50.0501	7
1	UCA	05	BA	5161	Linguistics	16.0102	9
1	UCA	05	BA	5190	Interior Design	50.0408	8
1	UCA	05	BA	5230	Creative Writing	23.1302	12
1	UCA	05	BA	5350	Public Relations	09.0900	21
1	UCA	05	BBA	1890	Accounting	52.0301	63
1	UCA	05	BBA	1920	Business Administration	52.0201	46
1	UCA	05	BBA	1940	Management Information Systems	52.1201	31
1	UCA	05	BBA	1950	Economics	45.0601	3
1	UCA	05	BBA	1960	Finance	52.0801	52
1	UCA	05	BBA	1990	Management	52.0101	61
1	UCA	05	BBA	2000	Marketing	52.1401	52
1	UCA	05	BBA	3560	Insurance & Risk Management	52.1701	15
1	UCA	05	BFA	2060	Studio Art	50.0701	8
1	UCA	05	BM	2120	Music	50.0903	10
1	UCA	05	BS	2205	Athletic Training	51.0913	12
1	UCA	05	BS	2300	Biology	26.0101	86
1	UCA	05	BS	2350	Chemistry	40.0501	13
1	UCA	05	BS	2410	Computer Science	11.0101	16
1	UCA	05	BS	2450	Economics	45.0601	5
1	UCA	05	BS	2545	Environmental Science/Studies	03.0103	16
1	UCA	05	BS	2565	Family & Consumer Sciences	19.0101	44
1	UCA	05	BS	2640	General Science	30.0101	5
1	UCA	05	BS	2650	Geography	45.0701	9
1	UCA	05	BS	2690	Health Education	51.1504	51
1	UCA	05	BS	2715	Health Sciences	51.9999	107
1	UCA	05	BS	2740	History	54.0101	6
1	UCA	05	BS	2815	Kinesiology	31.0505	21
1	UCA	05	BS	2865	Journalism	09.0401	5
1	UCA	05	BS	2866	Digital Filmmaking	50.0602	4

Inst. Type	Institution	Degree Level	Award	Degree Code	Degree Name	CIP Code	Total
1	UCA	05	BS	2870	Mathematics	27.0101	18
1	UCA	05	BS	2890	Medical Technology	51.1005	2
1	UCA	05	BS	2930	Nuclear Medicine Technology	51.0905	3
1	UCA	05	BS	2990	Philosophy	38.0101	2
1	UCA	05	BS	3030	Physics	40.0801	9
1	UCA	05	BS	3050	Political Science	45.1001	11
1	UCA	05	BS	3070	Psychology	42.0101	53
1	UCA	05	BS	3080	Public Administration	44.0401	8
1	UCA	05	BS	3100	Radiologic Technology	51.0907	18
1	UCA	05	BS	3190	Sociology	45.1101	29
1	UCA	05	BS	3220	Speech	09.0101	4
1	UCA	05	BS	3230	Communication Sciences and Disorders	51.0204	38
1	UCA	05	BS	4081	Theatre	50.0501	2
1	UCA	05	BS	5005	Addiction Studies	51.1501	28
1	UCA	05	BS	5191	Interior Design	50.0408	14
1	UCA	05	BS	5192	Nutrition	19.0501	40
1	UCA	05	BS	5351	Public Relations	09.0900	12
1	UCA	05	BSE	2830	Kinesiology & Physical Education	13.1314	8
1	UCA	05	BSE	3715	Business & Marketing Technology	13.1303	4
1	UCA	05	BSE	3756	P - 4 Licensure	13.1209	71
1	UCA	05	BSE	3910	Mathematics	13.1311	9
1	UCA	05	BSE	3915	Middle Level Education	13.1203	19
1	UCA	05	BSE	3950	Secondary Science Education	13.1316	5
1	UCA	05	BSE	4010	Social Studies	13.1318	10
1	UCA	05	BSE	4130	Family & Consumer Sciences	13.1308	6
1	UCA	05	BSN	4240	Nursing	51.3801	76
1	UCA	06	GC	5365	Geographic Information Systems	45.0799	1
1	UCA	06	GC	6101	Music	50.0903	5
1	UCA	07	MA	5310	English	23.0101	6
1	UCA	07	MA	5360	History	54.0101	7
1	UCA	07	MA	5385	Mathematics Education	27.0101	9
1	UCA	07	MA	5480	Spanish	16.0905	3
1	UCA	07	MAcc	6570	Accounting	52.0301	16
1	UCA	07	MAT	5543	Teaching	13.1299	83
1	UCA	07	MBA	5580	Business Administration	52.0201	26
1	UCA	07	MFA	5940	Digital Filmmaking	50.0602	4
1	UCA	07	MGIS	5331	Geographic Information Systems	45.0799	1
1	UCA	07	MM	5990	Music	50.0903	7
1	UCA	07	MS	5615	College Student Personnel Services	13.1102	19
1	UCA	07	MS	5760	Instructional Technology	13.0501	9
1	UCA	07	MS	6090	Applied Mathematics	27.0301	6
1	UCA	07	MS	6120	Biology	26.0101	10
1	UCA	07	MS	6175	Applied Computing	11.0701	10
1	UCA	07	MS	6190	Counseling Psychology	42.2803	11
1	UCA	07	MS	6220	Family & Consumer Sciences	19.0101	33
1	UCA	07	MS	6260	Health Sciences	51.1504	16
1	UCA	07	MS	6275	Health Systems	51.0701	1
1	UCA	07	MS	6305	Kinesiology	31.0505	7
1	UCA	07	MS	6310	Library Media & Information Technologies	25.9999	40
1	UCA	07	MS	6355	Occupational Therapy	51.2306	44
1	UCA	07	MS	6470	School Counseling	13.1101	9
1	UCA	07	MS	6480	School Psychology	42.2805	8
1	UCA	07	MS	6485	Community & Economic Development	44.0201	7
1	UCA	07	MS	6520	Communication Sciences and Disorders	51.0204	40
1	UCA	07	MS	6920	School Leadership, Management, and Administration	13.0499	12
1	UCA	07	MS	7490	Community Counseling	42.9999	6
1	UCA	07	MSE	5870	Special Education	13.1001	11
1	UCA	07	MSE	6750	Advanced Studies in Teacher Leadership	13.0101	5
1	UCA	07	MSE	6910	Reading	13.1315	9
1	UCA	07	MSN	7080	Nursing	51.3801	33
1	UCA	08	EdS	5120	Educational Leadership	13.0411	1
1	UCA	08	PMC	6941	School-Based Leadership-Special Education Program Administration	13.0499	1
1	UCA	08	PMC	6980	School-Based Leadership-Building Administration	13.0499	1
1	UCA	08	PMC	8516	Adult Nurse Practitioner	51.3801	1
1	UCA	08	PMC	8517	Family Nurse Practitioner	51.3801	1
1	UCA	17	PhD	7395	School Psychology	42.2805	3
1	UCA	17	PHD	7510	Communication Sciences and Disorders	51.0204	2
1	UCA	18	DPT	7440	Physical Therapy	51.2308	55
2	ANC	01	CP	0015	Emergency Medical Technician	51.0904	1
2	ANC	01	CP	0018	Child Development Associate	19.0706	23
2	ANC	01	CP	1511	Phlebotomy	51.1009	23
2	ANC	01	CP	4357	General Aviation	47.0608	28
2	ANC	01	CP	4560	Medical Transcription	51.0708	5

Inst. Type	Institution	Degree Level	Award	Degree Code	Degree Name	CIP Code	Total
2	ANC	01	CP	4750	Nursing Assistant	51.3902	104
2	ANC	02	TC	0259	Aviation Maintenance	47.0608	1
2	ANC	02	TC	4260	Computerized Accounting	52.0301	2
2	ANC	02	TC	4310	Air Conditioning, Heating, & Refrigeration Technology	47.0201	9
2	ANC	02	TC	4355	Automotive Service Technology	47.0604	4
2	ANC	02	TC	4455	Dental Assisting Technology	51.0601	10
2	ANC	02	TC	4660	Practical Nursing	51.3901	33
2	ANC	02	TC	4900	Welding Technology	48.0508	6
2	ANC	03	AA	0060	General Education	24.0102	66
2	ANC	03	AAS	0295	Steel Industry Technology	15.0611	7
2	ANC	03	AAS	0307	Business Technology	52.0101	6
2	ANC	03	AAS	0390	Criminal Justice	43.0107	5
2	ANC	03	AAS	0437	Early Childhood Education	13.1210	11
2	ANC	03	AAS	0580	Industrial Management Systems	15.0612	1
2	ANC	03	AAS	0710	Nursing (Accelerated PN-RN)	51.3801	70
2	ANC	03	AAS	2040	Aviation Maintenance	47.0608	1
2	ANC	03	AAS	3150	Renewable Energy Technology	15.0613	2
2	ANC	03	AAS	3520	Office Technology	52.0401	6
2	ANC	03	AAT	1005	Teaching	13.1206	5
2	ANC	03	AS	0308	Business	52.0101	1
2	ANC	03	AS	1203	Childhood Education	13.1202	2
2	ANC	03	AS	1373	Criminology	45.0401	1
2	ASUB	01	CP	0015	Emergency Medical Technician	51.0904	29
2	ASUB	01	CP	0108	Wildlife Enforcement	43.0107	2
2	ASUB	01	CP	0198	Petroleum Technology	15.0903	2
2	ASUB	01	CP	0220	Pharmacy Technician	51.0805	10
2	ASUB	01	CP	0337	Early Childhood Education	19.0709	15
2	ASUB	01	CP	0385	Law Enforcement	43.0103	8
2	ASUB	01	CP	0622	Household Upholstery	48.0303	4
2	ASUB	01	CP	0623	Automobile Upholstery	48.0303	4
2	ASUB	01	CP	1151	CATIA	15.1301	7
2	ASUB	01	CP	1460	Automotive Technology	47.0604	22
2	ASUB	01	CP	1470	Air Conditioning	47.0201	4
2	ASUB	01	CP	1473	Auto Body Repair	47.0603	15
2	ASUB	01	CP	1476	Diesel Technology	47.0605	13
2	ASUB	01	CP	1482	Computerized Machining Technology	48.0501	17
2	ASUB	01	CP	3501	Computer Fundamentals	15.1202	27
2	ASUB	01	CP	3502	Computer & Networking Fundamentals	15.1202	6
2	ASUB	01	CP	4487	2-D Mechanical CAD Drafting	15.1301	11
2	ASUB	01	CP	4750	Nursing Assistant	51.3902	33
2	ASUB	01	CP	4905	Welding Technology	48.0508	74
2	ASUB	02	CGS	0050	General Studies	24.0101	80
2	ASUB	02	TC	0320	Pharmacy Technician	51.0805	8
2	ASUB	02	TC	1388	Law Enforcement	43.0107	3
2	ASUB	02	TC	2482	Petroleum Technology	15.0903	2
2	ASUB	02	TC	3667	Hospitality Administration	52.0901	2
2	ASUB	02	TC	4310	Air Conditioning, Heating, & Refrigeration Technology	47.0201	4
2	ASUB	02	TC	4331	Auto Body Repair	47.0603	12
2	ASUB	02	TC	4356	Automotive Technology	47.0604	13
2	ASUB	02	TC	4467	Diesel Technology	47.0605	13
2	ASUB	02	TC	4502	Computer Systems & Networking Technology	15.1202	6
2	ASUB	02	TC	4520	Paramedics	51.0904	5
2	ASUB	02	TC	4661	Practical Nursing	51.3901	28
2	ASUB	02	TC	4745	Health Information Assistant	51.0707	17
2	ASUB	02	TC	4850	Office Occupations	52.0408	5
2	ASUB	02	TC	4892	Computerized Machining Technology	48.0501	5
2	ASUB	02	TC	4900	Welding Technology	48.0508	23
2	ASUB	03	AA	0110	General Education	24.0101	269
2	ASUB	03	AAS	0102	Veterinary Technology	51.0808	12
2	ASUB	03	AAS	0175	Agriculture Equipment Technology	47.0699	8
2	ASUB	03	AAS	0307	Business Technology	52.0101	13
2	ASUB	03	AAS	0315	Computer Aided Drafting & Design	15.1301	7
2	ASUB	03	AAS	0363	Computer Systems Technology	15.1202	25
2	ASUB	03	AAS	0390	Criminal Justice	43.0107	3
2	ASUB	03	AAS	0420	Pharmacy Technician Science	51.0805	5
2	ASUB	03	AAS	0437	Early Childhood Education	13.1210	1
2	ASUB	03	AAS	0470	Emergency Medical Service	51.0904	1
2	ASUB	03	AAS	0517	General Technology	47.0399	21
2	ASUB	03	AAS	0660	Medical Laboratory Technology	51.1004	6
2	ASUB	03	AAS	0850	Welding Technology	48.0508	5
2	ASUB	03	AAT	1005	Teaching	13.1206	50
2	ASUB	03	AFA	1600	Fine Arts	50.0901	11
2	ASUB	03	AGE	0890	General Studies	24.0102	144

Inst. Type	Institution	Degree Level	Award	Degree Code	Degree Name	CIP Code	Total
2	ASUB	03	AS	0040	Computer Information Systems	52.1201	5
2	ASUB	03	AS	0191	Agriculture	01.0102	7
2	ASUB	03	AS	0308	Business	52.0101	25
2	ASUB	03	AS	0393	Criminal Justice	43.0104	4
2	ASUB	03	AS	1095	Health Sciences	51.1199	84
2	ASUMH	01	CP	0015	Emergency Medical Technical - Basic	51.0904	22
2	ASUMH	01	CP	0018	Phlebotomy	51.1009	7
2	ASUMH	01	CP	0111	Computer Graphics	50.0409	7
2	ASUMH	01	CP	0170	Office Specialist	52.0204	7
2	ASUMH	01	CP	1614	Nursing Assistant	51.3902	141
2	ASUMH	01	CP	4425	Cisco Networking	11.0901	7
2	ASUMH	01	CP	4745	Professional Medical Coder	51.0713	2
2	ASUMH	01	CP	4765	A+ Computer Technician	47.0104	18
2	ASUMH	01	CP	4905	Welding Technology	48.0508	15
2	ASUMH	02	TC	0120	Information Systems Technology	11.0401	16
2	ASUMH	02	TC	0509	Welding Technology	48.0508	11
2	ASUMH	02	TC	2520	General Business	52.0201	10
2	ASUMH	02	TC	2710	Health Professions	51.0000	12
2	ASUMH	02	TC	4520	Paramedic Technology	51.0904	4
2	ASUMH	02	TC	4660	Practical Nursing	51.3901	24
2	ASUMH	03	AA	0050	General Education	24.0101	140
2	ASUMH	03	AAS	0320	Information Systems Technology	11.0401	16
2	ASUMH	03	AAS	0390	Criminal Justice	43.0103	9
2	ASUMH	03	AAS	0470	Paramedic Technology	51.0904	4
2	ASUMH	03	AAS	0508	Funeral Services	12.0301	11
2	ASUMH	03	AAS	0730	Management	52.0401	13
2	ASUMH	03	AAS	0810	Respiratory Care	51.0908	6
2	ASUMH	03	AAS	3509	Welding Technology	48.0508	4
2	ASUMH	03	AAT	1005	Teaching	13.1206	42
2	ASUMH	03	AS	0308	Business	52.0101	23
2	ASUN	01	CP	1150	Renewable Energy Technology	15.0613	14
2	ASUN	01	CP	1480	Welding	48.0508	7
2	ASUN	01	CP	1510	Phlebotomy	51.1009	46
2	ASUN	01	CP	1515	Emergency Medical Technician	51.0904	22
2	ASUN	01	CP	4475	Business Operations	52.0408	1
2	ASUN	01	CP	4719	Advanced Manufacturing Technology	15.0613	5
2	ASUN	01	CP	4750	Certified Nursing Assistant	51.3902	42
2	ASUN	01	CP	4895	Commercial Truck Driving	49.0205	154
2	ASUN	02	CGS	0050	General Studies	24.0101	59
2	ASUN	02	TC	2120	Cosmetology	12.0401	10
2	ASUN	02	TC	2150	Renewable Energy Technology	15.0613	8
2	ASUN	02	TC	2470	Telecommunications	47.0103	6
2	ASUN	02	TC	2471	Collision Repair and Refinishing Technology	47.0603	4
2	ASUN	02	TC	2472	Energy Control Technology	47.0201	14
2	ASUN	02	TC	2475	Automotive Service Technology	47.0604	7
2	ASUN	02	TC	2480	Welding	48.0508	2
2	ASUN	02	TC	2520	Business Technology	52.0401	20
2	ASUN	02	TC	4260	Computerized Accounting	52.0302	2
2	ASUN	02	TC	4460	Diesel Mechanics	47.0605	4
2	ASUN	02	TC	4795	Practical Nursing	51.3901	76
2	ASUN	02	TC	4890	Surgical Technology	51.0909	9
2	ASUN	02	TC	4925	High Voltage Lineman Technology	46.0303	26
2	ASUN	02	TC	5719	Advanced Manufacturing Technology	15.0613	3
2	ASUN	03	AA	0110	General Education	24.0101	70
2	ASUN	03	AAS	0307	Business Technology	52.0101	19
2	ASUN	03	AAS	0517	General Technology	30.9999	22
2	ASUN	03	AAS	0710	Nursing	51.3801	32
2	ASUN	03	AAS	3151	Computer Networking Technology	15.1202	7
2	ASUN	03	AAS	3470	Collision Repair and Refinishing Technology	47.0603	2
2	ASUN	03	AAS	3471	Automotive Service Technology	47.0604	5
2	ASUN	03	AAS	3472	Energy Control Technology	47.0201	10
2	ASUN	03	AAT	1005	Teaching	13.1206	9
2	ASUN	03	AS	0308	Business	52.0101	8
2	ASUN	03	AS	0390	Criminal Justice	43.0103	5
2	BRTC	01	CP	0706	Medical Insurance Coding	51.0713	2
2	BRTC	01	CP	1470	Microcomputer Repair Technician	47.0104	1
2	BRTC	01	CP	4560	Medical Transcription	51.0708	3
2	BRTC	01	CP	4750	Nursing Assistant	51.3902	55
2	BRTC	01	CP	4787	Phlebotomy	51.1009	19
2	BRTC	02	TC	0014	Aviation Maintenance Airframe	47.0607	14
2	BRTC	02	TC	2470	Microcomputer Repair Technician	47.0104	2
2	BRTC	02	TC	2710	Health Professions	51.0000	47
2	BRTC	02	TC	4260	Accounting Assistant	52.0302	4

Inst. Type	Institution	Degree Level	Award	Degree Code	Degree Name	CIP Code	Total
2	BRTC	02	TC	4330	Auto Body Repair	47.0603	17
2	BRTC	02	TC	4360	Aviation Maintenance Powerplant	47.0608	7
2	BRTC	02	TC	4470	Dietary Management	51.3104	6
2	BRTC	02	TC	4520	Emergency Medical Technology	51.0904	1
2	BRTC	02	TC	4545	Electrical Engine Specialty	47.0604	5
2	BRTC	02	TC	4555	Powertrains Systems	47.0604	9
2	BRTC	02	TC	4575	Fire Science	43.0203	1
2	BRTC	02	TC	4630	Industrial Electricity/Electronic	47.0105	11
2	BRTC	02	TC	4660	Practical Nursing	51.3901	47
2	BRTC	02	TC	4680	Machine Shop	48.0501	5
2	BRTC	02	TC	4735	Microcomputer Business Applications	52.1299	2
2	BRTC	02	TC	4850	Administrative Services Technology	52.0401	4
2	BRTC	02	TC	4900	Welding	48.0508	7
2	BRTC	03	AA	0050	General Education	24.0101	124
2	BRTC	03	AAS	0240	Aviation Maintenance	47.0608	3
2	BRTC	03	AAS	0307	Business Technology	52.0401	31
2	BRTC	03	AAS	0390	Criminal Justice	43.0107	12
2	BRTC	03	AAS	0405	Dietetics	51.3101	6
2	BRTC	03	AAS	0470	Paramedic	51.0904	5
2	BRTC	03	AAS	0505	Fire Science	43.0203	5
2	BRTC	03	AAS	0517	General Technology	30.9999	1
2	BRTC	03	AAS	0570	Industrial Maintenance Technology	47.0303	5
2	BRTC	03	AAS	0710	Nursing	51.3801	35
2	BRTC	03	AAS	0810	Respiratory Care	51.0908	15
2	BRTC	03	AAT	1005	Teaching	13.1206	3
2	BRTC	03	AS	0308	Business	52.0101	6
2	CCCUA	01	CP	0015	Emergency Medical Technology	51.0904	6
2	CCCUA	01	CP	0018	Child Development	19.0706	7
2	CCCUA	01	CP	0034	Automotive Technology	47.0604	12
2	CCCUA	01	CP	0036	Automotive Technology	47.0604	10
2	CCCUA	01	CP	0250	A+ Certification	11.0203	5
2	CCCUA	01	CP	1121	Culinary Arts	12.0500	8
2	CCCUA	01	CP	1460	Framing	46.0201	1
2	CCCUA	01	CP	1481	SMAW Welding	48.0508	7
2	CCCUA	01	CP	1482	MIG Welding	48.0508	2
2	CCCUA	01	CP	4331	Collision Repair	47.0603	7
2	CCCUA	01	CP	4332	Metal Repair	47.0603	5
2	CCCUA	01	CP	4560	Medical Transcription	51.0708	13
2	CCCUA	01	CP	4713	Tungsten Inert Gas (TIG) Welding	48.0508	7
2	CCCUA	01	CP	4905	Welding	48.0508	1
2	CCCUA	02	TC	2710	Health Professions	51.0000	3
2	CCCUA	02	TC	4330	Collision Repair Technology	47.0603	4
2	CCCUA	02	TC	4420	Cosmetology	12.0401	12
2	CCCUA	02	TC	4580	Culinary Arts	12.0500	1
2	CCCUA	02	TC	4595	Residential Construction Technology	46.0201	1
2	CCCUA	02	TC	4660	Practical Nursing	51.3901	37
2	CCCUA	02	TC	4850	Secretarial/Word Processing	52.0401	2
2	CCCUA	02	TC	4900	Welding	48.0508	3
2	CCCUA	03	AA	0060	General Education	24.0101	46
2	CCCUA	03	AAS	0230	Automotive Service Technology	47.0604	1
2	CCCUA	03	AAS	0280	Business Management	52.0101	14
2	CCCUA	03	AAS	0320	Information Technology	52.1201	2
2	CCCUA	03	AAS	0437	Preschool Professionals	13.1210	2
2	CCCUA	03	AAS	0517	General Technology	30.9999	7
2	CCCUA	03	AAS	0645	Medical Assisting	51.0801	3
2	CCCUA	03	AAS	0710	Nursing	51.3801	18
2	CCCUA	03	AAS	3120	Culinary Arts	12.0599	1
2	CCCUA	03	AAT	1005	Teaching	13.1206	10
2	CCCUA	03	AGS	0900	General Studies	24.0102	27
2	CCCUA	03	AS	0308	Business	52.0101	1
2	CCCUA	03	AS	3010	Agri-Business	01.0101	1
2	CotO	01	CP	0029	Microsoft Certified Professional	11.0101	8
2	CotO	01	CP	0080	Computer Programming	11.0201	5
2	CotO	01	CP	0150	Network Security	11.1003	7
2	CotO	01	CP	0383	Criminal Justice	43.0103	42
2	CotO	01	CP	1707	Medical Terminology	51.0712	3
2	CotO	01	CP	3420	Hair Care	12.0401	7
2	CotO	01	CP	4350	Automotive Service Technology	47.0604	28
2	CotO	01	CP	4425	Business Systems Networking: Cisco	11.0901	1
2	CotO	01	CP	4595	Electrical Apprenticeship	46.0302	9
2	CotO	01	CP	4596	Electrical Apprenticeship	46.0302	6
2	CotO	01	CP	4633	Industrial Equipment Maintenance	47.0303	20
2	CotO	01	CP	4673	Computer Repair	15.1202	6

Inst. Type	Institution	Degree Level	Award	Degree Code	Degree Name	CIP Code	Total
2	CotO	01	CP	4745	Medical Office Administration & Coding	51.0707	4
2	CotO	01	CP	4750	Nursing Assistant, Certified	51.3902	107
2	CotO	01	CP	4880	Power Equipment Maintenance	47.0606	14
2	CotO	01	CP	4895	Truck Driver Training	49.0205	14
2	CotO	01	CP	4905	Welding	48.0508	26
2	CotO	01	CP	4919	Early Childhood Education	19.0709	3
2	CotO	02	CGS	0910	General Studies	24.0101	50
2	CotO	02	TC	0104	Pre-Allied Health	51.0000	12
2	CotO	02	TC	4260	Accounting	52.0301	7
2	CotO	02	TC	4420	Cosmetology	12.0401	17
2	CotO	02	TC	4445	Computer Information Systems	11.0101	5
2	CotO	02	TC	4590	Management	52.9999	10
2	CotO	02	TC	4660	Practical Nursing	51.3901	52
2	CotO	02	TC	4731	Medical Office Administration	51.0705	10
2	CotO	02	TC	4740	Computer Repair	47.0104	7
2	CotO	02	TC	4746	Medical Coding	51.0707	4
2	CotO	02	TC	4850	Office Administration	52.0408	9
2	CotO	03	AA	0050	General Education	24.0101	50
2	CotO	03	AAS	0140	Accounting	52.0301	8
2	CotO	03	AAS	0201	Management	52.0201	10
2	CotO	03	AAS	0320	Computer Information Systems	11.0101	7
2	CotO	03	AAS	0390	Criminal Justice	43.0104	5
2	CotO	03	AAS	0401	Office Administration	52.0204	8
2	CotO	03	AAS	0437	Early Childhood Education	19.0708	2
2	CotO	03	AAS	0517	General Technology	30.9999	4
2	CotO	03	AAS	0705	Medical Office Administration	51.0705	10
2	CotO	03	AAS	0715	Nursing (LPN/Paramedic to RN)	51.3801	41
2	CotO	03	AAT	1005	Teaching	13.1206	4
2	CotO	03	AS	0308	Business	52.0101	2
2	EACC	01	CP	0015	EMT	51.0904	11
2	EACC	01	CP	0105	Medical Professions Education	51.0000	5
2	EACC	01	CP	0383	Criminal Justice	43.0103	19
2	EACC	01	CP	0461	Diesel Technology	47.0605	4
2	EACC	01	CP	0541	Lodging	52.0904	3
2	EACC	01	CP	0666	Hospitality	52.0901	3
2	EACC	01	CP	1150	Renewable Energy Technology	15.0613	5
2	EACC	01	CP	4425	Business Systems Networking: Cisco	11.0901	1
2	EACC	02	CGS	0910	General Studies	24.0101	58
2	EACC	02	TC	2150	Renewable Energy Technology	15.0613	3
2	EACC	02	TC	2710	Health Professions	51.0000	46
2	EACC	02	TC	4290	Emergency Medical Technology/Paramedic	51.0904	5
2	EACC	02	TC	4410	Office Technology	52.0408	50
2	EACC	02	TC	4440	Criminal Justice	43.0107	13
2	EACC	02	TC	4490	Drafting & Design	15.1302	10
2	EACC	02	TC	4510	Electronics	15.0303	31
2	EACC	02	TC	4770	Word Processing/Desktop Publishing	52.0401	3
2	EACC	03	AA	0050	General Education	24.0102	53
2	EACC	03	AAS	0300	Management	52.0201	2
2	EACC	03	AAS	0310	Child Care	19.0708	2
2	EACC	03	AAS	0320	Computer Information Systems	52.1201	1
2	EACC	03	AAS	0390	Criminal Justice	43.0107	12
2	EACC	03	AAS	0470	Advanced Emergency Medical Technology	51.0904	2
2	EACC	03	AAS	0710	Nursing	51.3801	25
2	EACC	03	AAS	0790	Radiologic Technology	51.0907	5
2	EACC	03	AAS	0820	Administrative Office Technology	52.0401	4
2	EACC	03	AAS	3150	Renewable Energy Technology	15.0613	3
2	EACC	03	AAT	1005	Teaching	13.1206	5
2	EACC	03	AS	0308	Business	52.0101	4
2	MSCC	01	CP	1150	Renewable Energy Technology	15.0613	5
2	MSCC	01	CP	1405	Machine-Technology	48.0501	4
2	MSCC	01	CP	1470	General Aviation Maintenance Technology	47.0607	20
2	MSCC	01	CP	1480	Machine-Technology	48.0503	8
2	MSCC	01	CP	1485	Certification Welding	48.0508	8
2	MSCC	01	CP	1511	Phlebotomy	51.1009	1
2	MSCC	01	CP	3116	Chemical Plant Operations and Processes	15.0613	4
2	MSCC	01	CP	4234	Network Associate	11.0901	6
2	MSCC	01	CP	4325	Web Design	11.1004	1
2	MSCC	01	CP	4405	Administrative Office Specialist	52.0408	3
2	MSCC	01	CP	4468	Heavy Truck Diesel Maintenance	47.0613	16
2	MSCC	01	CP	4719	Advanced Manufacturing Technology	15.0613	7
2	MSCC	01	CP	4752	Nursing Assistant	51.3902	24
2	MSCC	01	CP	4775	Micro-Computer Upgrade & Repair	47.0104	17
2	MSCC	02	TC	0014	Aviation Airframe Maintenance Technology	47.0607	12

Inst. Type	Institution	Degree Level	Award	Degree Code	Degree Name	CIP Code	Total
2	MSCC	02	TC	2510	Pharmacy Technician	51.0805	7
2	MSCC	02	TC	4467	Diesel Maintenance Technology	47.0605	2
2	MSCC	03	AA	0050	General Education	24.0101	81
2	MSCC	03	AAS	0355	Information Systems Technology	11.0101	8
2	MSCC	03	AAS	0517	General Technology	30.9999	3
2	MSCC	03	AAS	0700	Business Technologies	52.1299	20
2	MSCC	03	AAS	3510	Medical Assistant	51.0801	9
2	MSCC	03	AAT	1005	Teaching	13.1206	13
2	NAC	01	CP	0115	Heating, Ventilation & Air Conditioning	47.0201	8
2	NAC	01	CP	0181	Applied Programming	11.0201	1
2	NAC	01	CP	0182	Software Development	11.0201	1
2	NAC	01	CP	1360	Engineering Technology	15.0303	7
2	NAC	01	CP	1420	Construction Equipment Operation	49.0202	3
2	NAC	01	CP	1460	Wood Manufacturing Technology	46.0201	3
2	NAC	01	CP	1510	Nursing Assistant	51.3902	1
2	NAC	01	CP	4255	Automotive Service Technology	47.0604	11
2	NAC	01	CP	4331	Collision Repair Technology	47.0603	13
2	NAC	01	CP	4485	Computer-Aided Design	15.1301	5
2	NAC	01	CP	4495	Certification Welding	48.0508	3
2	NAC	01	CP	4501	Construction Technology	46.0000	5
2	NAC	01	CP	4787	Phlebotomy Technician	51.1009	9
2	NAC	01	CP	4895	Truck Driving	49.0205	32
2	NAC	01	CP	4905	Welding Technology	48.0508	19
2	NAC	02	CGS	0910	General Studies	24.0101	53
2	NAC	02	TC	0106	Pre-Allied Health	51.0000	68
2	NAC	02	TC	0360	Engineering Technology	15.0303	4
2	NAC	02	TC	2510	Paramedic	51.0904	1
2	NAC	02	TC	4260	Accounting	52.0301	8
2	NAC	02	TC	4280	Administrative Technology	52.0401	7
2	NAC	02	TC	4310	Heating, Ventilation, & Air Conditioning	47.0201	12
2	NAC	02	TC	4330	Collision Repair Technology	47.0603	13
2	NAC	02	TC	4355	Automotive Service Technology	47.0604	13
2	NAC	02	TC	4401	Construction Technology	46.0000	6
2	NAC	02	TC	4415	Construction Equipment Operation	49.0202	13
2	NAC	02	TC	4446	Network/Systems Administration	11.0901	4
2	NAC	02	TC	4480	Computer-Aided Design	15.1302	4
2	NAC	02	TC	4660	Practical Nursing	51.3901	34
2	NAC	02	TC	4745	Medical Coding Specialist	51.0707	8
2	NAC	02	TC	4755	Medical Transcription	51.0708	1
2	NAC	02	TC	4773	Geographic Information Systems	11.0101	4
2	NAC	02	TC	4780	Surgical Technology	51.0909	4
2	NAC	02	TC	4900	Welding Technology	48.0508	11
2	NAC	03	AA	0050	General Education	24.0101	118
2	NAC	03	AAS	0260	Biomedical Electronics Technology	15.0401	4
2	NAC	03	AAS	0300	Business Administration	52.0101	35
2	NAC	03	AAS	0355	Information Technology	11.0101	16
2	NAC	03	AAS	0460	Engineering Technology	15.0303	6
2	NAC	03	AAS	0470	Paramedic	51.0904	4
2	NAC	03	AAS	0517	General Technology	30.9999	5
2	NAC	03	AAS	0660	Medical Laboratory Technology	51.1004	8
2	NAC	03	AAS	0710	Registered Nursing	51.3801	41
2	NAC	03	AAS	0790	Radiologic Technology	51.0907	20
2	NAC	03	AAS	0835	Surgical Technology	51.0909	2
2	NAC	03	AAT	1005	Teaching	13.1206	16
2	NAC	03	AGS	0900	General Studies	24.0102	5
2	NAC	03	AS	0308	Business	52.0101	1
2	NAC	03	AS	1090	General Education	24.0102	4
2	NPCC	01	CP	0015	Emergency Medical Service	51.0904	14
2	NPCC	01	CP	0045	Accounting Technology	52.0302	4
2	NPCC	01	CP	0150	A+	11.0901	3
2	NPCC	01	CP	1490	Homeland Security and Emergency Management	43.9999	1
2	NPCC	01	CP	4405	Clerical Assistant	52.0408	9
2	NPCC	01	CP	4665	Hospitality Administration	52.0901	5
2	NPCC	02	TC	0180	Web Design	11.0801	2
2	NPCC	02	TC	1106	Allied Health	51.0000	36
2	NPCC	02	TC	2508	Banking/Financial Support Services	52.0803	3
2	NPCC	02	TC	2610	Paralegal	22.0302	2
2	NPCC	02	TC	4270	Office Administration	52.0204	5
2	NPCC	02	TC	4295	Advanced Emergency Medical Technology - Paramedic Education	51.0904	4
2	NPCC	02	TC	4310	Heating, Ventilation & Air Conditioning	47.0201	11
2	NPCC	02	TC	4355	Automotive Service Technology	47.0604	15
2	NPCC	02	TC	4373	Residential Carpentry	46.0201	6
2	NPCC	02	TC	4445	Computer Information Systems	11.0101	4

Inst. Type	Institution	Degree Level	Award	Degree Code	Degree Name	CIP Code	Total
2	NPCC	02	TC	4497	Early Childhood Education	19.0709	6
2	NPCC	02	TC	4551	Marine Repair Technology	47.0616	9
2	NPCC	02	TC	4660	Practical Nursing	51.3901	19
2	NPCC	02	TC	4667	Hospitality Administration	52.0901	5
2	NPCC	02	TC	4705	Legal Office	22.0301	1
2	NPCC	02	TC	4710	Medical Office	51.0716	3
2	NPCC	02	TC	4730	Medical Transcription	51.0708	3
2	NPCC	02	TC	4745	Professional Medical Coding	51.0707	5
2	NPCC	02	TC	4773	Computer Support	11.0101	2
2	NPCC	02	TC	4788	Phlebotomy	51.1009	1
2	NPCC	02	TC	4900	Welding Technology	48.0508	7
2	NPCC	03	AA	0050	General Education	24.0102	104
2	NPCC	03	AAS	0140	Accounting	52.0302	4
2	NPCC	03	AAS	0290	Computer Information Systems	52.1201	7
2	NPCC	03	AAS	0310	Early Childcare Education	19.0708	8
2	NPCC	03	AAS	0312	Visual and Media Arts	50.0402	11
2	NPCC	03	AAS	0390	Criminal Justice	43.0107	24
2	NPCC	03	AAS	0517	General Technology	30.9999	6
2	NPCC	03	AAS	0670	Health Information Technology	51.0707	12
2	NPCC	03	AAS	0790	Radiologic Technology	51.0907	13
2	NPCC	03	AAS	0795	Recreation	31.0101	1
2	NPCC	03	AAS	0820	Office Administration	52.0401	6
2	NPCC	03	AAS	3667	Hospitality Administration	52.0901	6
2	NPCC	03	AAT	1005	Teaching	13.1206	37
2	NPCC	03	AGE	0890	General Studies	24.0102	29
2	NPCC	03	ALS	0910	Liberal Studies	24.0101	50
2	NPCC	03	AS	0308	Business	52.0101	2
2	NPCC	03	AS	1090	General Education	24.0102	81
2	NPCC	03	AS	1130	Medical Laboratory Technology	51.1004	6
2	NPCC	03	AS	1160	Registered Nursing	51.3801	75
2	NWACC	01	CP	0015	Emergency Medical Technology	51.0904	48
2	NWACC	01	CP	0017	Child Development Associate	19.0706	5
2	NWACC	01	CP	0374	Crime Prevention and Corrections	43.0199	4
2	NWACC	01	CP	0382	Forensic Science	43.0106	1
2	NWACC	01	CP	0385	Law Enforcement	43.0107	13
2	NWACC	01	CP	0665	Hospitality Management	52.0901	7
2	NWACC	01	CP	1110	Networking	11.0101	12
2	NWACC	01	CP	1273	Pre-Health Sciences	51.0000	70
2	NWACC	01	CP	1430	Criminal Justice	43.0107	18
2	NWACC	01	CP	1490	Homeland Security and Emergency Management	43.9999	2
2	NWACC	01	CP	1504	Graphic Design	50.0409	16
2	NWACC	01	CP	2415	Environmental Management / GIS Technician	03.0104	2
2	NWACC	01	CP	3841	Retail Management	52.1803	13
2	NWACC	01	CP	4485	Computer-Assisted Drafting & Design: Architecture	15.1301	5
2	NWACC	02	CGS	0910	General Studies	24.0101	37
2	NWACC	02	TC	0476	Environmental Regulatory Sciences	15.0507	2
2	NWACC	02	TC	2045	Accounting Technology	52.0302	1
2	NWACC	02	TC	2110	Networking	11.0101	9
2	NWACC	02	TC	2120	Baking Arts	12.0501	3
2	NWACC	02	TC	2300	Business Management	52.0101	13
2	NWACC	02	TC	2430	Criminal Justice	43.0107	16
2	NWACC	02	TC	2440	Homeland Security/Emergency Management	43.9999	1
2	NWACC	02	TC	2504	Graphic Design	50.0409	3
2	NWACC	02	TC	2510	Dental Assisting	51.0601	14
2	NWACC	02	TC	2621	Logistics Management	52.0203	1
2	NWACC	02	TC	2970	General Business	52.0101	3
2	NWACC	02	TC	4261	Para Educators of Special Needs Learners	13.1501	3
2	NWACC	02	TC	4520	Emergency Medical Technology	51.0904	13
2	NWACC	02	TC	4580	Culinary Arts	12.0503	6
2	NWACC	03	AA	0050	General Education	24.0101	191
2	NWACC	03	AAS	0300	Business Management	52.0201	30
2	NWACC	03	AAS	0312	Graphic Design	50.0402	17
2	NWACC	03	AAS	0320	Computer Information Systems	11.0101	20
2	NWACC	03	AAS	0390	Criminal Justice	43.0104	19
2	NWACC	03	AAS	0425	Computer-Aided Drafting & Design	15.1301	3
2	NWACC	03	AAS	0437	Early Childhood Education (Birth to Pre-K credential)	13.1210	4
2	NWACC	03	AAS	0460	Electronics Technology	15.0303	2
2	NWACC	03	AAS	0470	Emergency Medical Technology	51.0904	3
2	NWACC	03	AAS	0475	Environmental Regulatory Sciences	15.0507	7
2	NWACC	03	AAS	0495	Fire Science Administration & Technology	43.0202	9
2	NWACC	03	AAS	0610	Legal Assistance/Paralegal Studies	22.0302	15
2	NWACC	03	AAS	0710	Nursing	51.3801	71
2	NWACC	03	AAS	0810	Certified Respiratory Therapist	51.0908	18

Inst. Type	Institution	Degree Level	Award	Degree Code	Degree Name	CIP Code	Total
2	NWACC	03	AAS	2121	Culinary Arts	12.0503	10
2	NWACC	03	AAS	6090	Homeland Security and Emergency Management	43.9999	2
2	NWACC	03	AAT	1005	Teaching	13.1206	16
2	NWACC	03	AGS	0900	General Studies	24.0102	34
2	NWACC	03	AS	0308	Business	52.0101	57
2	NWACC	03	AS	0935	Agricultural, Food, & Life Sciences	01.0000	1
2	NWACC	03	AS	1090	General Education	24.0101	240
2	OZC	01	CP	0015	Emergency Medical Technology	51.0904	13
2	OZC	01	CP	0045	Accounting	52.0302	5
2	OZC	01	CP	0701	Business Computer Applications	52.0407	2
2	OZC	01	CP	1240	Entrepreneurship for Artisans	24.0101	1
2	OZC	01	CP	1431	Medical Office Administration	51.0705	6
2	OZC	01	CP	4591	Business Management	52.9999	6
2	OZC	01	CP	4672	Banking and Finance	52.0803	2
2	OZC	01	CP	4750	Certified Nursing Assistant	51.3902	66
2	OZC	01	CP	4919	Early Childhood Development	19.0706	10
2	OZC	02	TC	2710	Health Professions	51.0000	2
2	OZC	02	TC	4355	Automotive Service Technology	47.0604	4
2	OZC	02	TC	4497	Early Childhood Education	19.0706	2
2	OZC	02	TC	4580	Culinary Arts	12.0503	1
2	OZC	02	TC	4660	Practical Nursing	51.3901	66
2	OZC	03	AA	0050	General Education	24.0101	81
2	OZC	03	AAS	0230	Automotive Service Technology	47.0604	5
2	OZC	03	AAS	0517	General Technology	30.9999	17
2	OZC	03	AAS	0670	Health Information Technology	51.0707	15
2	OZC	03	AAS	0710	Nursing	51.3801	35
2	OZC	03	AAS	0730	Business Technology	52.0401	17
2	OZC	03	AAS	4835	Culinary Arts/Hospitality	12.0599	8
2	OZC	03	AAT	1005	Teaching	13.1206	29
2	OZC	03	AS	0308	Business	52.0101	5
2	OZC	03	AS	3430	Criminal Justice and Corrections	43.0104	1
2	OZC	03	AS	3440	Human Services	44.0000	4
2	PCCUA	01	CP	0027	Graphic Communications	10.0305	3
2	PCCUA	01	CP	0031	Computer Art & Design	10.0305	2
2	PCCUA	01	CP	0080	Business	52.1801	8
2	PCCUA	01	CP	0105	Medical Professions Education	51.0000	15
2	PCCUA	01	CP	0135	Manicure Technology	12.0406	2
2	PCCUA	01	CP	0165	Mild Steel Welding	48.0508	12
2	PCCUA	01	CP	0215	Inert Gas Welding	48.0508	13
2	PCCUA	01	CP	0500	Law Enforcement	43.0103	8
2	PCCUA	01	CP	0542	Horticulture Operations	01.0601	1
2	PCCUA	01	CP	0904	General Welding Techniques	48.0508	11
2	PCCUA	01	CP	1010	Agricultural Mechanics and Equipment Technology	01.0205	2
2	PCCUA	01	CP	1150	Renewable Energy Technology	15.0613	4
2	PCCUA	01	CP	4427	Microsoft Operating Systems Desktop Support	11.0901	1
2	PCCUA	01	CP	4435	Maintaining & Managing Personal Computers	52.1201	4
2	PCCUA	01	CP	4719	Advanced Manufacturing Technology	15.0613	1
2	PCCUA	01	CP	4745	Medical Coding	51.0707	5
2	PCCUA	01	CP	4750	Nurse Assistant	51.3902	1
2	PCCUA	01	CP	4919	Child Development	19.0709	9
2	PCCUA	01	CP	9905	Welding Technology	48.0508	2
2	PCCUA	02	TC	2150	Renewable Energy Technology	15.0613	6
2	PCCUA	02	TC	4420	Cosmetology	12.0401	12
2	PCCUA	02	TC	4446	Network Technology	11.0901	1
2	PCCUA	02	TC	4497	Early Childhood Education	13.1210	9
2	PCCUA	02	TC	4788	Phlebotomy	51.1009	14
2	PCCUA	02	TC	4795	Practical Nursing	51.3901	14
2	PCCUA	02	TC	4875	Behavioral Health Technology	44.0701	1
2	PCCUA	02	TC	4900	Welding	48.0508	5
2	PCCUA	02	TC	5719	Advanced Manufacturing Technology	15.0613	1
2	PCCUA	03	AA	0050	General Education	24.0101	46
2	PCCUA	03	AAS	0290	Business Information Systems Technology	52.1201	2
2	PCCUA	03	AAS	0300	Business Management	52.0201	3
2	PCCUA	03	AAS	0310	Early Childhood Education	13.1210	15
2	PCCUA	03	AAS	0345	Network Technology	11.0901	2
2	PCCUA	03	AAS	0391	Law Enforcement Administration	43.0103	1
2	PCCUA	03	AAS	0620	Graphic Communications	10.0306	6
2	PCCUA	03	AAS	0660	Medical Laboratory Technology	51.1004	5
2	PCCUA	03	AAS	0710	Nursing	51.3801	17
2	PCCUA	03	AAS	0820	Office Technology	52.0401	10
2	PCCUA	03	AAS	0825	Behavioral Health Technology	44.0701	6
2	PCCUA	03	AAS	3150	Renewable Energy Technology	15.0613	6
2	PCCUA	03	AAS	6719	Advanced Manufacturing Technology	15.0613	1

Inst. Type	Institution	Degree Level	Award	Degree Code	Degree Name	CIP Code	Total
2	PCCUA	03	AS	0910	General Education	24.0101	2
2	PTC	01	CP	0018	Computer Information Systems	52.1201	72
2	PTC	01	CP	0045	Accounting Technology	52.0302	35
2	PTC	01	CP	4343	Tire Center Operator	47.0699	9
2	PTC	01	CP	4383	Office Technology	52.0408	24
2	PTC	01	CP	4896	Tractor and Trailer Operation	49.0205	23
2	PTC	01	CP	4905	Welding	48.0508	25
2	PTC	01	CP	4919	Early Childhood Development	19.0706	35
2	PTC	02	CGS	0910	General Studies	24.0101	577
2	PTC	02	TC	0014	Aviation Maintenance Airframe	47.0607	14
2	PTC	02	TC	2520	Entrepreneurship	52.0701	3
2	PTC	02	TC	2836	Wine and Spirits Studies	12.0599	3
2	PTC	02	TC	4260	Accounting	52.0301	26
2	PTC	02	TC	4310	Air Conditioning, Heating, & Refrigeration Technology	47.0201	9
2	PTC	02	TC	4315	Nail Technology	12.0410	6
2	PTC	02	TC	4330	Collision Repair Technology	47.0603	30
2	PTC	02	TC	4355	Automotive Service Technology	47.0604	14
2	PTC	02	TC	4360	Aviation Maintenance Powerplant	47.0608	22
2	PTC	02	TC	4380	Computer Information Systems	52.1201	58
2	PTC	02	TC	4420	Cosmetology	12.0401	6
2	PTC	02	TC	4421	Cosmetology Instruction	12.0413	2
2	PTC	02	TC	4455	Dental Assisting	51.0601	21
2	PTC	02	TC	4460	Diesel Technology	47.0605	27
2	PTC	02	TC	4490	Drafting & Design Technology	15.1301	8
2	PTC	02	TC	4495	Early Childhood Development	19.0706	11
2	PTC	02	TC	4580	Culinary Arts	12.0503	19
2	PTC	02	TC	4585	Baking and Pastry	12.0501	7
2	PTC	02	TC	4595	Construction Technology	46.9999	1
2	PTC	02	TC	4650	Office Technology	52.0408	28
2	PTC	02	TC	4660	Practical Nursing	51.3901	30
2	PTC	02	TC	4680	Machine Shop	48.0501	2
2	PTC	02	TC	4705	Legal Secretarial	22.0301	6
2	PTC	02	TC	4730	Medical Transcription	51.0708	32
2	PTC	02	TC	4870	Small Engine Technology (Motorcycle/ATV, Marine, Lawn/Garden)	47.0606	22
2	PTC	02	TC	4900	Welding Technology	48.0508	15
2	PTC	03	AA	0050	General Education	24.0101	452
2	PTC	03	AAS	0240	Aviation Maintenance	47.0608	9
2	PTC	03	AAS	0271	Construction Management Technology	46.9999	4
2	PTC	03	AAS	0310	Early Childhood Development	19.0706	13
2	PTC	03	AAS	0320	Computer Information Systems	52.1201	41
2	PTC	03	AAS	0350	Applied Electronics Technology	15.1202	4
2	PTC	03	AAS	0397	Drafting & Design Technology	15.1301	4
2	PTC	03	AAS	0475	Environmental & Safety Technology	15.0507	1
2	PTC	03	AAS	0517	General Technology	30.9999	4
2	PTC	03	AAS	0525	Heating, Air Conditioning, & Refrigeration Technology	47.0201	6
2	PTC	03	AAS	0585	Industrial Technology	15.0612	2
2	PTC	03	AAS	0610	Paralegal Technology	22.0302	9
2	PTC	03	AAS	0633	Manufacturing Technology	15.0613	1
2	PTC	03	AAS	0725	Occupational Therapy Assistant	51.0803	17
2	PTC	03	AAS	0730	Business	52.0499	57
2	PTC	03	AAS	0815	Respiratory Therapy	51.0908	21
2	PTC	03	AAS	3106	Allied Health	51.0000	5
2	PTC	03	AAS	3456	Military Technologies	29.9999	14
2	PTC	03	AAS	3665	Hospitality Management	52.0901	5
2	PTC	03	AAS	4590	Culinary Arts	12.0503	17
2	PTC	03	AAS	5585	Baking and Pastry Arts	12.0501	1
2	PTC	03	AAT	1005	Teaching	13.1206	23
2	PTC	03	AGS	0900	General Studies	24.0102	43
2	PTC	03	AS	0308	Business	52.0101	11
2	PTC	03	AS	1090	General Education	24.0101	299
2	PTC	03	AS	2090	Aviation	49.0102	1
2	PTC	04	AC	1240	Computer Information Systems	52.1201	3
2	RMCC	01	CP	0015	Emergency Medical Technician	51.0904	17
2	RMCC	01	CP	0435	Computer Systems Technology	52.1201	5
2	RMCC	01	CP	1121	Culinary Arts	12.0500	4
2	RMCC	01	CP	1471	General Aviation Maintenance I	47.0609	11
2	RMCC	01	CP	1472	General Aviation Maintenance II	47.0609	11
2	RMCC	01	CP	4752	Nursing Assistant	51.3902	41
2	RMCC	02	TC	1113	Computer Forensics	11.1003	1
2	RMCC	02	TC	2520	Database Applications	52.0407	2
2	RMCC	02	TC	4380	Computer Systems Technology	52.1201	1
2	RMCC	02	TC	4680	Machine Shop	48.0503	10
2	RMCC	02	TC	4795	Practical Nursing	51.3901	29

Inst. Type	Institution	Degree Level	Award	Degree Code	Degree Name	CIP Code	Total
2	RMCC	02	TC	4850	Office Technology	52.0401	3
2	RMCC	03	AA	0110	General Education	24.0101	46
2	RMCC	03	AAS	0280	Business Administration	52.1801	2
2	RMCC	03	AAS	0320	Information Systems Technology	11.0401	2
2	RMCC	03	AAS	0517	General Technology	30.9999	39
2	RMCC	03	AAS	0710	Nursing (LPN/LPNT TO RN)	51.3801	9
2	RMCC	03	AAS	0820	Office Technology	52.0401	2
2	RMCC	03	AAT	1005	Teaching	13.1206	5
2	RMCC	03	AGS	0900	General Studies	24.0102	12
2	SACC	01	CP	0015	Emergency Medical Technician - Basic	51.0904	11
2	SACC	01	CP	0034	Automotive Diagnostics	47.0604	9
2	SACC	01	CP	0105	Welding Layout and Pipefitting	48.0508	10
2	SACC	01	CP	0215	Basic Gas Welding	48.0508	29
2	SACC	01	CP	0713	Welding-Gas Tungsten Arc	48.0508	18
2	SACC	01	CP	0905	Weld Inspection	48.0508	1
2	SACC	01	CP	1430	Criminal Justice	43.0107	17
2	SACC	01	CP	1431	Law Enforcement	43.0107	19
2	SACC	01	CP	1512	Phlebotomy and EKG	51.1009	35
2	SACC	01	CP	3420	Hair Care	12.0401	21
2	SACC	01	CP	3424	Skin Care	12.0401	4
2	SACC	01	CP	4350	Basic Auto Maintenance	47.0604	11
2	SACC	01	CP	4475	Office Occupations	52.0401	1
2	SACC	01	CP	4740	Network Installation & Repair	47.0104	1
2	SACC	01	CP	4745	Medical Coding	51.0909	24
2	SACC	01	CP	4746	Medical Transcription	51.0909	8
2	SACC	01	CP	4750	Nursing Assistant	51.3902	28
2	SACC	01	CP	4905	Basic Welding Technology	48.0508	25
2	SACC	01	CP	4919	Early Childhood Education	13.1210	8
2	SACC	02	CGS	0910	General Studies	24.0101	65
2	SACC	02	TC	0107	Pre-Health Science	51.0000	15
2	SACC	02	TC	0706	Medical Transcription	51.0708	4
2	SACC	02	TC	0707	Medical Coding	51.0713	14
2	SACC	02	TC	4355	Automotive Service Technology	47.0604	7
2	SACC	02	TC	4380	Business Computer Information Systems	52.0302	2
2	SACC	02	TC	4420	Cosmetology	12.0401	4
2	SACC	02	TC	4497	Early Childhood Education (Birth to Pre-K credential)	13.1210	6
2	SACC	02	TC	4520	Emergency Medical Technician - Paramedic	51.0904	11
2	SACC	02	TC	4590	General Business	52.9999	11
2	SACC	02	TC	4635	Industrial Equipment Maintenance Technology	47.0399	1
2	SACC	02	TC	4660	Practical Nursing	51.3901	46
2	SACC	02	TC	4850	Office Occupations	52.0401	4
2	SACC	02	TC	4890	Surgical Technology	51.0909	1
2	SACC	02	TC	4900	Welding Technology	48.0508	2
2	SACC	03	AA	0050	General Education	24.0102	46
2	SACC	03	AAS	0390	Criminal Justice	43.0107	10
2	SACC	03	AAS	0437	Early Childhood Education (Birth to Pre-K credential)	13.1210	5
2	SACC	03	AAS	0470	Emergency Medical Technician	51.0904	2
2	SACC	03	AAS	0510	General Business	52.9999	1
2	SACC	03	AAS	0517	General Technology	30.9999	14
2	SACC	03	AAS	0710	Nursing	51.3801	19
2	SACC	03	AAS	0725	Occupational Therapy Assistant	51.0803	13
2	SACC	03	AAS	0735	Office Occupations	52.0401	5
2	SACC	03	AAS	0750	Physical Therapist Assistant	51.0806	17
2	SACC	03	AAS	0790	Radiologic Technology	51.0907	6
2	SACC	03	AAS	0835	Surgical Technology	51.0909	10
2	SACC	03	AAS	3510	Respiratory Therapy	51.0908	4
2	SACC	03	AAT	1005	Teaching	13.1206	6
2	SAUT	01	CP	0018	Child Development Associate	19.0709	10
2	SAUT	01	CP	0104	Medical Professions	51.0000	39
2	SAUT	01	CP	0320	Beginning Hair Design	12.0401	29
2	SAUT	01	CP	0383	Criminal Justice	43.0103	4
2	SAUT	01	CP	0400	Fire & Emergency Response	43.0203	112
2	SAUT	01	CP	1110	Computer Engineering	11.0101	4
2	SAUT	01	CP	1150	Defense/Aerospace Technology	15.0801	21
2	SAUT	01	CP	4255	Automotive Service Technology	47.0604	6
2	SAUT	01	CP	4359	Aviation Maintenance	47.0608	6
2	SAUT	01	CP	4750	Nursing Assistant	51.3902	120
2	SAUT	01	CP	4765	Multimedia Broadcasting	10.0202	3
2	SAUT	01	CP	4775	A+ Certification	11.0101	1
2	SAUT	01	CP	4905	Welding Technology	48.0508	2
2	SAUT	02	CGS	0910	General Studies	24.0101	20
2	SAUT	02	TC	0132	Multimedia Film and Video Production	50.0602	2
2	SAUT	02	TC	0311	Multimedia Graphics Technology	50.0402	2

Inst. Type	Institution	Degree Level	Award	Degree Code	Degree Name	CIP Code	Total
2	SAUT	02	TC	0389	Law Enforcement	43.0107	140
2	SAUT	02	TC	0465	Computer Information Technology	11.0101	9
2	SAUT	02	TC	2273	Health Sciences	51.0000	2
2	SAUT	02	TC	2346	Multimedia Web Design & Development	11.9999	4
2	SAUT	02	TC	4357	Aviation Maintenance Airframe	47.0607	12
2	SAUT	02	TC	4358	Aviation Maintenance Powerplant	47.0608	12
2	SAUT	02	TC	4617	Industrial Maintenance	47.0303	7
2	SAUT	02	TC	4635	Office Software Specialist	52.0407	5
2	SAUT	02	TC	4722	Manufacturing Technology	15.0613	1
2	SAUT	02	TC	4795	Practical Nursing	51.3901	19
2	SAUT	02	TC	4900	Welding	48.0508	12
2	SAUT	03	AA	0060	General Education	24.0102	28
2	SAUT	03	AAS	0240	Aviation Maintenance	47.0608	4
2	SAUT	03	AAS	0314	Multimedia Technology	11.0899	14
2	SAUT	03	AAS	0340	Manufacturing Technology	15.0612	4
2	SAUT	03	AAS	0437	Paraprofessional Educator	19.0709	3
2	SAUT	03	AAS	0445	Electronic Technology	15.1202	4
2	SAUT	03	AAS	0475	Environmental Science	15.0507	2
2	SAUT	03	AAS	0500	Fire & Emergency Response	43.0203	1
2	SAUT	03	AAS	0740	Office Systems Technology	52.0204	5
2	SAUT	03	AAS	0840	Technology	15.9999	16
2	SAUT	03	AAS	3521	Computer Information Systems Technology	11.0101	10
2	SAUT	03	AAT	1005	Teaching	13.1206	9
2	SAUT	03	APS	3871	Professional Studies	30.9999	23
2	SAUT	03	AS	0495	Fire Science Management	43.0202	1
2	SAUT	03	AS	0950	Business Administration	52.0201	14
2	SEAC	01	CP	0015	Emergency Medical Technology	51.0904	16
2	SEAC	01	CP	0018	Early Childhood Paraprofessional Technology	19.0709	11
2	SEAC	01	CP	0384	Crime Scene Investigation	43.0106	1
2	SEAC	01	CP	4713	Tungsten Inert Gas	48.0508	15
2	SEAC	01	CP	4715	Metal Inert Gas	48.0508	15
2	SEAC	01	CP	4750	Nursing Assistant	51.3902	131
2	SEAC	01	CP	4787	Phlebotomy Technology	51.1009	28
2	SEAC	02	CGS	0910	General Studies	24.0101	1
2	SEAC	02	TC	2273	Health Sciences	51.0000	109
2	SEAC	02	TC	2380	Computer Information Systems	52.1201	6
2	SEAC	02	TC	4260	Accounting	52.0302	35
2	SEAC	02	TC	4280	Office Administration	52.0401	10
2	SEAC	02	TC	4310	Air Conditioning, Heating, & Refrigeration Technology	47.0201	15
2	SEAC	02	TC	4413	Drafting & Computer Aided Design	15.1301	20
2	SEAC	02	TC	4446	Computer Network Technology	11.0901	16
2	SEAC	02	TC	4502	PC Maintenance & Repair	15.1202	14
2	SEAC	02	TC	4520	Emergency Medical Technology	51.0904	2
2	SEAC	02	TC	4620	Industrial & Mechanical Technology	47.0303	3
2	SEAC	02	TC	4630	Electromechanical Maintenance	47.0105	1
2	SEAC	02	TC	4637	Industrial Electricity	47.0105	1
2	SEAC	02	TC	4660	Practical Nursing	51.3901	29
2	SEAC	02	TC	4860	Business Management	52.0201	20
2	SEAC	02	TC	4890	Surgical Technology	51.0909	6
2	SEAC	02	TC	4900	Welding	48.0508	7
2	SEAC	03	AA	0050	General Education	24.0101	38
2	SEAC	03	AAS	0280	Business Technology	52.0101	38
2	SEAC	03	AAS	0315	Drafting & Computer Aided Design	15.1301	7
2	SEAC	03	AAS	0345	Computer Network Technology	11.0901	14
2	SEAC	03	AAS	0390	Criminal Justice Technology	43.0104	22
2	SEAC	03	AAS	0460	Electrical & Electronics Technology	47.0105	2
2	SEAC	03	AAS	0470	Emergency Medical Technology	51.0904	1
2	SEAC	03	AAS	0485	Early Childhood Paraprofessional Technology	19.0709	12
2	SEAC	03	AAS	0517	General Technology	30.9999	2
2	SEAC	03	AAS	0570	Industrial & Mechanical Technology	47.0303	3
2	SEAC	03	AAS	0610	Paralegal Technology	22.0302	2
2	SEAC	03	AAS	0715	Nursing (LPN/Paramedic to RN)	51.3801	17
2	SEAC	03	AAS	0790	Radiologic Technology	51.0907	11
2	SEAC	03	AAS	0816	Respiratory Care Technology	51.0908	8
2	SEAC	03	AAS	0835	Surgical Technology	51.0909	2
2	SEAC	03	AAS	3363	Computer Information Systems	52.1201	5
2	SEAC	03	AAS	3490	Emergency Administration & Management	43.9999	1
2	SEAC	03	AGS	0900	General Studies	24.0102	11
2	UACCB	01	CP	0015	Emergency Medical Technology	51.0904	12
2	UACCB	01	CP	0115	Heating, Ventilation & Air Conditioning	47.0201	4
2	UACCB	01	CP	4357	General Aviation	47.0608	1
2	UACCB	01	CP	4361	Medical Billing & Coding	52.0101	4
2	UACCB	01	CP	4362	CIS/Networking	52.0101	3

Inst. Type	Institution	Degree Level	Award	Degree Code	Degree Name	CIP Code	Total
2	UACCB	01	CP	4750	Nursing Assistant	51.3902	126
2	UACCB	01	CP	4905	Welding	48.0508	15
2	UACCB	01	CP	4919	Early Childhood Education	13.1210	16
2	UACCB	02	TC	1360	Aviation Maintenance Technology-Powerplant	47.0608	1
2	UACCB	02	TC	4260	Accounting Support	52.0301	4
2	UACCB	02	TC	4335	Banking & Finance	52.0801	2
2	UACCB	02	TC	4356	Aviation Maintenance Technology-Airframe	47.0608	1
2	UACCB	02	TC	4365	Web Design	52.0101	3
2	UACCB	02	TC	4497	Early Childhood Education	13.1210	13
2	UACCB	02	TC	4520	Emergency Medical Technology	51.0904	9
2	UACCB	02	TC	4630	Industrial Electronics	47.0101	1
2	UACCB	02	TC	4660	Practical Nursing	51.3901	37
2	UACCB	02	TC	4770	Clerical Services	52.0401	1
2	UACCB	03	AA	0050	General Education	24.0101	77
2	UACCB	03	AAS	0241	Aviation Maintenance	47.0608	2
2	UACCB	03	AAS	0300	Business Services	52.0101	27
2	UACCB	03	AAS	0390	Criminal Justice	43.0104	6
2	UACCB	03	AAS	0437	Early Childhood Education	13.1210	14
2	UACCB	03	AAS	0470	Emergency Medical Technology	51.0904	4
2	UACCB	03	AAS	0580	Industrial Technology	47.0101	11
2	UACCB	03	AAS	0652	Medical Office Management	51.0705	5
2	UACCB	03	AAS	0710	Nursing (RN)	51.3801	70
2	UACCB	03	AAT	1005	Teaching	13.1206	3
2	UACCB	03	AS	0308	Business	52.0101	2
2	UACCH	01	CP	0015	Emergency Medical Technician	51.0810	9
2	UACCH	01	CP	0018	Child Development Associate	19.0709	29
2	UACCH	01	CP	0105	Medical Office Management	51.0705	8
2	UACCH	01	CP	0115	Heating, Ventilation, & Air Conditioning	47.0201	12
2	UACCH	01	CP	0155	Information Systems	11.0101	8
2	UACCH	01	CP	0462	Diesel Technology	47.0605	3
2	UACCH	01	CP	0464	Diesel Technology	47.0605	3
2	UACCH	01	CP	1750	Nursing Assistant	51.3902	14
2	UACCH	01	CP	4315	Industrial Technology - Mechanical	47.0303	3
2	UACCH	01	CP	4815	Industrial Technology	47.0105	20
2	UACCH	01	CP	4905	Welding	48.0508	12
2	UACCH	01	CP	4906	Welding Technology	48.0508	8
2	UACCH	02	CGS	0910	General Studies	24.0101	57
2	UACCH	02	TC	0205	Medical Office Management	51.0705	6
2	UACCH	02	TC	0509	Funeral Director	12.0302	15
2	UACCH	02	TC	1155	Information Systems	11.0101	9
2	UACCH	02	TC	4260	Accounting	52.0302	2
2	UACCH	02	TC	4310	Air Conditioning, Heating, & Refrigeration Technology	47.0201	6
2	UACCH	02	TC	4467	Diesel Technology	47.0605	1
2	UACCH	02	TC	4627	Industrial Electricity	47.0105	22
2	UACCH	02	TC	4637	Industrial Multicraft Maintenance	47.0303	2
2	UACCH	02	TC	4660	Practical Nursing	51.3901	34
2	UACCH	02	TC	4770	Office Systems Technology	52.0408	7
2	UACCH	02	TC	4900	Welding Technology	48.0508	3
2	UACCH	03	AA	0050	General Education	24.0101	70
2	UACCH	03	AAS	0307	Business Technology	52.0101	7
2	UACCH	03	AAS	0355	Information Systems	11.0101	6
2	UACCH	03	AAS	0390	Criminal Justice	43.0107	3
2	UACCH	03	AAS	0437	Early Childhood Education	19.0708	5
2	UACCH	03	AAS	0508	Funeral Services	12.0301	8
2	UACCH	03	AAS	0517	General Technology	30.9999	2
2	UACCH	03	AAS	0705	Medical Office Management	51.0705	5
2	UACCH	03	AAS	0710	Nursing (LPN/LPTN TO RN)	51.3801	10
2	UACCH	03	AAS	0810	Respiratory Care	51.0908	3
2	UACCH	03	AAS	3150	Power Plant Technology	15.0303	23
2	UACCH	03	AAT	1005	Teaching	13.1206	5
2	UACCH	03	AGS	3060	General Studies	24.0102	22
2	UACCH	03	AS	0308	Business	52.0101	1
2	UACCM	01	CP	0015	Emergency Medical Technician	51.0904	7
2	UACCM	01	CP	0198	Petroleum Technology	15.0903	72
2	UACCM	01	CP	0222	Networking Technology	11.1002	21
2	UACCM	01	CP	0470	Dietary Management	51.3104	4
2	UACCM	01	CP	0673	Computer Maintenance	15.1202	18
2	UACCM	01	CP	4750	Nursing Assisting	51.3902	100
2	UACCM	01	CP	4904	Pipe Welding	48.0508	17
2	UACCM	01	CP	4905	Welding	48.0508	17
2	UACCM	01	CP	4919	Early Childhood Development	19.0706	16
2	UACCM	02	CGS	0910	General Studies	24.0101	16
2	UACCM	02	TC	0298	Petroleum Technology	15.0903	53

Inst. Type	Institution	Degree Level	Award	Degree Code	Degree Name	CIP Code	Total
2	UACCM	02	TC	4310	Air Conditioning, Heating, & Refrigeration Technology	47.0201	7
2	UACCM	02	TC	4330	Automotive Collision Repair Technology	47.0603	8
2	UACCM	02	TC	4355	Automotive Technology	47.0604	10
2	UACCM	02	TC	4393	Business	52.0101	15
2	UACCM	02	TC	4490	Drafting	15.1301	7
2	UACCM	02	TC	4495	Early Childhood Development (Birth to Pre-K credential)	19.0706	5
2	UACCM	02	TC	4502	Computer Information Systems Technology	15.1202	18
2	UACCM	02	TC	4660	Practical Nursing	51.3901	40
2	UACCM	02	TC	4885	Surveying	15.1102	13
2	UACCM	02	TC	4900	Welding	48.0508	12
2	UACCM	03	AA	0050	General Education	24.0101	139
2	UACCM	03	AAS	0185	Air Conditioning, Heating, & Refrigeration Technology	47.0201	3
2	UACCM	03	AAS	0224	Automotive Collision Repair Technology	47.0603	8
2	UACCM	03	AAS	0230	Automotive Service Technology	47.0604	7
2	UACCM	03	AAS	0280	Business	52.0101	30
2	UACCM	03	AAS	0310	Early Childhood Development (Birth to Pre-K credential)	19.0706	9
2	UACCM	03	AAS	0312	Visual Communication	50.0402	9
2	UACCM	03	AAS	0363	Computer Information Systems Technology	15.1202	18
2	UACCM	03	AAS	0425	Drafting	15.1301	6
2	UACCM	03	AAS	0598	Petroleum Technology	15.0903	43
2	UACCM	03	AAS	0710	Nursing	51.3801	29
2	UACCM	03	AAS	0837	Surveying	15.1102	12
2	UACCM	03	AAT	1005	Teaching	13.1206	9
2	UACCM	03	AGS	0900	General Studies	24.0102	64
2	UACCM	03	AS	0308	Business	52.0101	8
2	UACCM	03	AS	1000	General Education	24.0101	39
							34,931

NOTE: Degree Codes are only applicable to public institutions.

Credentials Awarded by CIP Code, All Institutions: AY2012

Inst. Type	Institution	CIP Code	CIP Code Name	Credentials	Unduplicated Graduates
1	ASUJ	01.0102	Agribusiness/Agricultural Business Operations	54	54
1	ASUJ	01.0901	Animal Sciences, General	11	11
1	ASUJ	01.1002	Food Technology and Processing	1	1
1	ASUJ	01.1101	Plant Sciences, General	5	5
1	ASUJ	03.0103	Environmental Studies	3	3
1	ASUJ	03.0104	Environmental Science	3	3
1	ASUJ	03.0601	Wildlife, Fish and Wildlands Science and Management	9	9
1	ASUJ	05.0199	Area Studies, Other	9	9
1	ASUJ	09.0100	Communication and Media Studies	12	12
1	ASUJ	09.0199	Communication and Media Studies, Other	7	7
1	ASUJ	09.0401	Journalism	34	34
1	ASUJ	09.0701	Radio and Television	44	44
1	ASUJ	09.0905	Health Communication	2	2
1	ASUJ	09.9999	Communication, Journalism, and Related Programs, Other	5	5
1	ASUJ	10.0305	Graphic and Printing Equipment Operator, General Production	4	4
1	ASUJ	11.0101	Computer and Information Sciences, General	27	27
1	ASUJ	11.0301	Data Processing and Data Processing Technology/Technician	20	20
1	ASUJ	13.0301	Curriculum and Instruction	688	688
1	ASUJ	13.0401	Educational Leadership and Administration, General	11	11
1	ASUJ	13.0404	Educational, Instructional, and Curriculum Supervision	1	1
1	ASUJ	13.0408	Elementary and Middle School Administration/Principalship	478	478
1	ASUJ	13.1001	Special Education and Teaching, General	151	151
1	ASUJ	13.1004	Education/Teaching of the Gifted and Talented	11	11
1	ASUJ	13.1101	Counselor Education/School Counseling and Guidance Services	25	25
1	ASUJ	13.1102	College Student Counseling and Personnel Services	8	8
1	ASUJ	13.1202	Elementary Education and Teaching	2	2
1	ASUJ	13.1203	Junior High/Intermediate/Middle School Education and Teaching	89	89
1	ASUJ	13.1210	Early Childhood Education and Teaching	149	149
1	ASUJ	13.1299	Teacher Education and Professional Development, Specific Levels and Methods, Other	34	34
1	ASUJ	13.1302	Art Teacher Education	1	1
1	ASUJ	13.1303	Business Teacher Education	16	16
1	ASUJ	13.1305	English/Language Arts Teacher Education	13	13
1	ASUJ	13.1306	Foreign Language Teacher Education	3	3
1	ASUJ	13.1311	Mathematics Teacher Education	10	10
1	ASUJ	13.1312	Music Teacher Education	7	7
1	ASUJ	13.1314	Physical Education Teaching and Coaching	27	27
1	ASUJ	13.1315	Reading Teacher Education	11	11
1	ASUJ	13.1317	Social Science Teacher Education	9	9
1	ASUJ	13.1322	Biology Teacher Education	3	3
1	ASUJ	13.1323	Chemistry Teacher Education	3	3
1	ASUJ	14.0101	Engineering, General	19	19
1	ASUJ	14.0801	Civil Engineering, General	5	5
1	ASUJ	14.1001	Electrical and Electronics Engineering	6	6
1	ASUJ	14.1901	Mechanical Engineering	8	8
1	ASUJ	15.1501	Engineering/Industrial Management	9	9
1	ASUJ	15.9999	Engineering Technologies and Engineering-Related Fields, Other	16	16
1	ASUJ	16.0101	Foreign Languages and Literatures, General	8	8
1	ASUJ	19.0708	Child Care and Support Services Management	12	12
1	ASUJ	23.0101	English Language and Literature, General	36	36
1	ASUJ	24.0101	Liberal Arts and Sciences/Liberal Studies	293	293
1	ASUJ	24.0102	General Studies	170	170
1	ASUJ	26.0101	Biology/Biological Sciences, General	70	70
1	ASUJ	27.0101	Mathematics, General	18	18
1	ASUJ	30.1101	Gerontology	1	1
1	ASUJ	30.9999	Multi-/Interdisciplinary Studies, Other	7	7
1	ASUJ	31.0501	Health and Physical Education/Fitness, General	14	14
1	ASUJ	31.0504	Sport and Fitness Administration/Management	28	28
1	ASUJ	31.0505	Kinesiology and Exercise Science	31	31
1	ASUJ	38.0101	Philosophy	9	9
1	ASUJ	40.0501	Chemistry, General	37	37
1	ASUJ	40.0801	Physics, General	1	1
1	ASUJ	42.0101	Psychology, General	72	72
1	ASUJ	43.0104	Criminal Justice/Safety Studies	1	1
1	ASUJ	43.0106	Forensic Science and Technology	1	1
1	ASUJ	44.0401	Public Administration	8	8
1	ASUJ	44.0701	Social Work	88	88
1	ASUJ	45.0401	Criminology	70	70
1	ASUJ	45.0601	Economics, General	1	1
1	ASUJ	45.0701	Geography	7	7
1	ASUJ	45.1001	Political Science and Government, General	19	19
1	ASUJ	45.1101	Sociology	30	30
1	ASUJ	50.0402	Commercial and Advertising Art	12	12
1	ASUJ	50.0501	Drama and Dramatics/Theatre Arts, General	6	6
1	ASUJ	50.0701	Art/Art Studies, General	20	20

Inst. Type	Institution	CIP Code	CIP Code Name	Credentials	Unduplicated Graduates
1	ASUJ	50.0901	Music, General	2	2
1	ASUJ	50.0903	Music Performance, General	8	8
1	ASUJ	51.0203	Speech-Language Pathology/Pathologist	25	25
1	ASUJ	51.0204	Audiology/Audiologist and Speech-Language Pathology/Pathologist	23	23
1	ASUJ	51.0806	Physical Therapy Technician/Assistant	29	29
1	ASUJ	51.0907	Medical Radiologic Technology/Science - Radiation Therapist	90	80
1	ASUJ	51.0913	Athletic Training/Trainer	6	6
1	ASUJ	51.1005	Clinical Laboratory Science/Medical Technology/Technologist	19	19
1	ASUJ	51.1501	Substance Abuse/Addiction Counseling	2	2
1	ASUJ	51.1508	Mental Health Counseling/Counselor	1	1
1	ASUJ	51.2308	Physical Therapy/Therapist	23	23
1	ASUJ	51.2310	Vocational Rehabilitation Counseling/Counselor	13	13
1	ASUJ	51.3801	Registered Nursing/Registered Nurse	246	246
1	ASUJ	51.3804	Nurse Anesthetist	46	46
1	ASUJ	51.9999	Health Professions and Related Clinical Sciences, Other	5	3
1	ASUJ	52.0201	Business Administration and Management, General	154	154
1	ASUJ	52.0301	Accounting	73	73
1	ASUJ	52.0801	Finance, General	36	36
1	ASUJ	52.1101	International Business/Trade/Commerce	10	10
1	ASUJ	52.1201	Management Information Systems, General	1	1
1	ASUJ	52.1401	Marketing/Marketing Management, General	32	32
1	ASUJ	54.0101	History, General	20	20
1	ATU	01.0102	Agribusiness/Agricultural Business Operations	34	34
1	ATU	03.0601	Wildlife, Fish and Wildlands Science and Management	21	21
1	ATU	09.0101	Speech Communication and Rhetoric	21	21
1	ATU	09.0401	Journalism	29	29
1	ATU	09.0702	Digital Communication and Media/Multimedia	6	6
1	ATU	11.0101	Computer and Information Sciences, General	5	5
1	ATU	11.0103	Information Technology	39	39
1	ATU	11.0501	Computer Systems Analysis/Analyst	5	5
1	ATU	12.0401	Cosmetology/Cosmetologist, General	13	13
1	ATU	12.0504	Restaurant, Culinary, and Catering Management/Manager	2	2
1	ATU	13.0101	Education, General	4	4
1	ATU	13.0401	Educational Leadership and Administration, General	12	12
1	ATU	13.0501	Educational/Instructional Technology	14	14
1	ATU	13.1101	Counselor Education/School Counseling and Guidance Services	14	14
1	ATU	13.1102	College Student Counseling and Personnel Services	56	56
1	ATU	13.1202	Elementary Education and Teaching	12	12
1	ATU	13.1203	Junior High/Intermediate/Middle School Education and Teaching	11	11
1	ATU	13.1210	Early Childhood Education and Teaching	79	79
1	ATU	13.1299	Teacher Education and Professional Development, Specific Levels and Methods, Other	2	2
1	ATU	13.1302	Art Teacher Education	7	7
1	ATU	13.1303	Business Teacher Education	7	7
1	ATU	13.1305	English/Language Arts Teacher Education	12	12
1	ATU	13.1306	Foreign Language Teacher Education	4	4
1	ATU	13.1311	Mathematics Teacher Education	6	6
1	ATU	13.1312	Music Teacher Education	16	16
1	ATU	13.1314	Physical Education Teaching and Coaching	47	47
1	ATU	13.1316	Science Teacher Education/General Science Teacher Education	1	1
1	ATU	13.1318	Social Studies Teacher Education	11	11
1	ATU	13.1322	Biology Teacher Education	4	4
1	ATU	13.1331	Speech Teacher Education	1	1
1	ATU	13.1401	Teaching English as a Second or Foreign Language/ESL Language Instructor	16	16
1	ATU	13.9999	Education, Other	5	5
1	ATU	14.0101	Engineering, General	2	2
1	ATU	14.1001	Electrical and Electronics Engineering	16	16
1	ATU	14.1201	Engineering Physics/Applied Physics	2	2
1	ATU	14.1901	Mechanical Engineering	47	47
1	ATU	15.0303	Electrical, Electronic and Communications Engineering Technology/Technician	3	3
1	ATU	15.0399	Electrical and Electronic Engineering Technologies/Technicians, Other	11	11
1	ATU	15.0612	Industrial Technology/Technician	6	6
1	ATU	15.1401	Nuclear Engineering Technology/Technician	20	20
1	ATU	16.0101	Foreign Languages and Literatures, General	8	8
1	ATU	16.0905	Spanish Language and Literature	2	2
1	ATU	19.0706	Child Development	14	14
1	ATU	23.0101	English Language and Literature, General	48	48
1	ATU	23.1302	Creative Writing	8	8
1	ATU	24.0101	Liberal Arts and Sciences/Liberal Studies	3	3
1	ATU	24.0102	General Studies	56	56
1	ATU	26.0101	Biology/Biological Sciences, General	31	31
1	ATU	27.0101	Mathematics, General	10	10
1	ATU	30.2001	International/Global Studies	3	3
1	ATU	30.9999	Multi-/Interdisciplinary Studies, Other	208	208
1	ATU	31.0301	Parks, Recreation and Leisure Facilities Management, General	20	20
1	ATU	40.0101	Physical Sciences	1	1
1	ATU	40.0501	Chemistry, General	9	9
1	ATU	40.0601	Geology/Earth Science, General	8	8

Inst. Type	Institution	CIP Code	CIP Code Name	Credentials	Unduplicated Graduates
1	ATU	40.0801	Physics, General	1	1
1	ATU	42.0101	Psychology, General	68	68
1	ATU	43.0103	Criminal Justice/Law Enforcement Administration	7	7
1	ATU	43.0104	Criminal Justice/Safety Studies	14	14
1	ATU	43.0302	Crisis/Emergency/Disaster Management	74	74
1	ATU	45.1001	Political Science and Government, General	3	3
1	ATU	45.1101	Sociology	19	19
1	ATU	47.0201	Heating, Air Conditioning, Ventilation and Refrigeration Maintenance Technology/Technician	15	15
1	ATU	47.0603	Autobody/Collision and Repair Technology/Technician	16	16
1	ATU	47.0604	Automobile/Automotive Mechanics Technology/Technician	8	8
1	ATU	48.0508	Welding Technology/Welder	17	17
1	ATU	50.0701	Art/Art Studies, General	20	20
1	ATU	50.0901	Music, General	4	4
1	ATU	51.0706	Health Information/Medical Records Administration/Administrator	16	16
1	ATU	51.0716	Medical Administrative/Executive Assistant and Medical Secretary	17	17
1	ATU	51.0801	Medical/Clinical Assistant	4	4
1	ATU	51.0806	Physical Therapy Technician/Assistant	21	21
1	ATU	51.0904	Emergency Medical Technology/Technician (EMT Paramedic)	75	75
1	ATU	51.1005	Clinical Laboratory Science/Medical Technology/Technologist	3	3
1	ATU	51.2314	Rehabilitation Science	25	25
1	ATU	51.3801	Registered Nursing/Registered Nurse	129	129
1	ATU	51.3802	Nursing Administration	2	2
1	ATU	51.3901	Licensed Practical/Vocational Nurse Training	36	36
1	ATU	51.3902	Nursing Assistant/Aide and Patient Care Assistant/Aide	121	121
1	ATU	51.9999	Health Professions and Related Clinical Sciences, Other	48	48
1	ATU	52.0201	Business Administration and Management, General	78	78
1	ATU	52.0301	Accounting	20	20
1	ATU	52.0401	Administrative Assistant and Secretarial Science, General	75	48
1	ATU	52.0601	Business/Managerial Economics	13	13
1	ATU	52.0901	Hospitality Administration/Management, General	24	24
1	ATU	52.1201	Management Information Systems, General	10	10
1	ATU	54.0101	History, General	42	42
1	HSU	09.0100	Communication and Media Studies	11	11
1	HSU	09.0401	Journalism	8	8
1	HSU	11.0101	Computer and Information Sciences, General	4	4
1	HSU	13.0301	Curriculum and Instruction	15	15
1	HSU	13.0401	Educational Leadership and Administration, General	3	3
1	HSU	13.0408	Elementary and Middle School Administration/Principalship	26	20
1	HSU	13.1001	Special Education and Teaching, General	3	3
1	HSU	13.1015	Education/Teaching of Individuals in Early Childhood Special Education Programs	15	10
1	HSU	13.1101	Counselor Education/School Counseling and Guidance Services	6	6
1	HSU	13.1203	Junior High/Intermediate/Middle School Education and Teaching	21	21
1	HSU	13.1210	Early Childhood Education and Teaching	61	61
1	HSU	13.1299	Teacher Education and Professional Development, Specific Levels and Methods, Other	12	12
1	HSU	13.1302	Art Teacher Education	4	4
1	HSU	13.1303	Business Teacher Education	2	2
1	HSU	13.1314	Physical Education Teaching and Coaching	17	17
1	HSU	13.1315	Reading Teacher Education	2	2
1	HSU	13.1317	Social Science Teacher Education	11	11
1	HSU	13.1401	Teaching English as a Second or Foreign Language/ESL Language Instructor	118	118
1	HSU	16.0905	Spanish Language and Literature	4	4
1	HSU	19.0101	Family and Consumer Sciences/Human Sciences, General	5	5
1	HSU	23.0101	English Language and Literature, General	10	10
1	HSU	24.0101	Liberal Arts and Sciences/Liberal Studies	6	6
1	HSU	24.0102	General Studies	39	39
1	HSU	26.0101	Biology/Biological Sciences, General	28	28
1	HSU	27.0101	Mathematics, General	3	3
1	HSU	31.0301	Parks, Recreation and Leisure Facilities Management, General	17	17
1	HSU	31.0504	Sport and Fitness Administration/Management	18	18
1	HSU	40.0501	Chemistry, General	3	3
1	HSU	40.0801	Physics, General	8	8
1	HSU	42.0101	Psychology, General	30	30
1	HSU	44.0401	Public Administration	5	5
1	HSU	44.0701	Social Work	32	32
1	HSU	45.1001	Political Science and Government, General	14	14
1	HSU	45.1101	Sociology	20	20
1	HSU	49.0102	Airline/Commercial/Professional Pilot and Flight Crew	21	21
1	HSU	50.0501	Drama and Dramatics/Theatre Arts, General	9	9
1	HSU	50.0701	Art/Art Studies, General	19	19
1	HSU	50.0901	Music, General	3	3
1	HSU	50.0903	Music Performance, General	11	11
1	HSU	51.0913	Athletic Training/Trainer	6	6
1	HSU	51.3801	Registered Nursing/Registered Nurse	20	20
1	HSU	52.0101	Business/Commerce, General	72	72
1	HSU	52.0301	Accounting	15	15
1	HSU	52.1201	Management Information Systems, General	1	1
1	HSU	54.0101	History, General	9	9

Inst. Type	Institution	CIP Code	CIP Code Name	Credentials	Unduplicated Graduates
1	SAUM	01.0000	AGRICULTURE, AGRICULTURE OPERATIONS, AND RELATED SCIENCES	6	6
1	SAUM	01.0101	Agricultural Business and Management, General	18	18
1	SAUM	01.0102	Agribusiness/Agricultural Business Operations	2	2
1	SAUM	09.0401	Journalism	8	8
1	SAUM	11.0101	Computer and Information Sciences, General	5	5
1	SAUM	13.0401	Educational Leadership and Administration, General	5	5
1	SAUM	13.0501	Educational/Instructional Technology	16	16
1	SAUM	13.1101	Counselor Education/School Counseling and Guidance Services	13	13
1	SAUM	13.1199	Student Counseling and Personnel Services, Other	10	10
1	SAUM	13.1202	Elementary Education and Teaching	26	26
1	SAUM	13.1205	Secondary Education and Teaching	15	15
1	SAUM	13.1210	Early Childhood Education and Teaching	39	39
1	SAUM	13.1299	Teacher Education and Professional Development, Specific Levels and Methods, Other	9	9
1	SAUM	13.1301	Agricultural Teacher Education	6	6
1	SAUM	13.1312	Music Teacher Education	3	3
1	SAUM	13.1314	Physical Education Teaching and Coaching	13	13
1	SAUM	15.0612	Industrial Technology/Technician	4	4
1	SAUM	16.0905	Spanish Language and Literature	3	3
1	SAUM	23.0101	English Language and Literature, General	7	7
1	SAUM	24.0102	General Studies	118	118
1	SAUM	26.0101	Biology/Biological Sciences, General	26	26
1	SAUM	27.0101	Mathematics, General	2	2
1	SAUM	30.0101	Biological and Physical Sciences	2	2
1	SAUM	31.0501	Health and Physical Education/Fitness, General	13	13
1	SAUM	31.0505	Kinesiology and Exercise Science	8	8
1	SAUM	40.0501	Chemistry, General	13	13
1	SAUM	40.0899	Physics, Other	5	5
1	SAUM	42.0101	Psychology, General	29	29
1	SAUM	43.0104	Criminal Justice/Safety Studies	20	20
1	SAUM	44.0201	Community Organization and Advocacy	9	9
1	SAUM	44.0401	Public Administration	8	8
1	SAUM	44.0701	Social Work	15	15
1	SAUM	45.0101	Social Sciences, General	1	1
1	SAUM	45.1001	Political Science and Government, General	5	5
1	SAUM	45.1101	Sociology	2	2
1	SAUM	50.0501	Drama and Dramatics/Theatre Arts, General	7	7
1	SAUM	50.0702	Fine/Studio Arts, General	7	7
1	SAUM	50.0901	Music, General	1	1
1	SAUM	51.0913	Athletic Training/Trainer	1	1
1	SAUM	51.3801	Registered Nursing/Registered Nurse	75	75
1	SAUM	52.0101	Business/Commerce, General	72	72
1	SAUM	52.0201	Business Administration and Management, General	25	25
1	SAUM	52.0301	Accounting	19	19
1	SAUM	54.0101	History, General	8	8
1	UAF	01.0102	Agribusiness/Agricultural Business Operations	44	44
1	UAF	01.0103	Agricultural Economics	23	23
1	UAF	01.0301	Agricultural Production Operations, General	3	3
1	UAF	01.0603	Ornamental Horticulture	13	13
1	UAF	01.0801	Agricultural and Extension Education Services	23	23
1	UAF	01.0901	Animal Sciences, General	48	48
1	UAF	01.0907	Poultry Science	21	21
1	UAF	01.1001	Food Science	27	27
1	UAF	01.1102	Agronomy and Crop Science	20	20
1	UAF	01.1103	Horticultural Science	5	5
1	UAF	03.0104	Environmental Science	22	22
1	UAF	04.0201	Architecture	52	52
1	UAF	04.0601	Landscape Architecture	22	22
1	UAF	09.0101	Speech Communication and Rhetoric	109	109
1	UAF	09.0401	Journalism	111	111
1	UAF	11.0101	Computer and Information Sciences, General	42	42
1	UAF	13.0301	Curriculum and Instruction	11	11
1	UAF	13.0401	Educational Leadership and Administration, General	16	16
1	UAF	13.0403	Adult and Continuing Education Administration	2	2
1	UAF	13.0404	Educational, Instructional, and Curriculum Supervision	3	3
1	UAF	13.0406	Higher Education/Higher Education Administration	26	26
1	UAF	13.0501	Educational/Instructional Technology	9	9
1	UAF	13.0603	Educational Statistics and Research Methods	5	5
1	UAF	13.0604	Educational Assessment, Testing, and Measurement	1	1
1	UAF	13.0699	Educational Assessment, Evaluation, and Research, Other	1	1
1	UAF	13.1001	Special Education and Teaching, General	18	18
1	UAF	13.1013	Education/Teaching of Individuals with Autism	6	6
1	UAF	13.1101	Counselor Education/School Counseling and Guidance Services	18	18
1	UAF	13.1201	Adult and Continuing Education and Teaching	63	63
1	UAF	13.1202	Elementary Education and Teaching	159	156
1	UAF	13.1205	Secondary Education and Teaching	60	60
1	UAF	13.1209	Kindergarten/Preschool Education and Teaching	42	42
1	UAF	13.1301	Agricultural Teacher Education	5	5

Inst. Type	Institution	CIP Code	CIP Code Name	Credentials	Unduplicated Graduates
1	UAF	13.1311	Mathematics Teacher Education	4	4
1	UAF	13.1314	Physical Education Teaching and Coaching	3	3
1	UAF	13.1319	Technical Teacher Education	15	15
1	UAF	13.9999	Education, Other	4	4
1	UAF	14.0101	Engineering, General	21	21
1	UAF	14.0301	Agricultural Engineering	28	28
1	UAF	14.0701	Chemical Engineering	32	32
1	UAF	14.0801	Civil Engineering, General	64	64
1	UAF	14.0901	Computer Engineering, General	19	19
1	UAF	14.1001	Electrical and Electronics Engineering	51	51
1	UAF	14.1901	Mechanical Engineering	104	104
1	UAF	14.3501	Industrial Engineering	54	54
1	UAF	15.1501	Engineering/Industrial Management	254	254
1	UAF	16.0104	Comparative Literature	5	5
1	UAF	16.0501	German Language and Literature	8	8
1	UAF	16.0901	French Language and Literature	17	17
1	UAF	16.0905	Spanish Language and Literature	32	32
1	UAF	16.1200	Classics and Classical Languages, Literatures, and Linguistics	7	7
1	UAF	16.9999	Foreign Languages, Literatures, and Linguistics, Other	2	2
1	UAF	19.0101	Family and Consumer Sciences/Human Sciences, General	9	9
1	UAF	19.0501	Foods, Nutrition, and Wellness Studies, General	80	80
1	UAF	19.0701	Human Development and Family Studies, General	39	39
1	UAF	19.0901	Apparel and Textiles, General	39	39
1	UAF	22.0101	Law	131	131
1	UAF	22.9999	Legal Professions and Studies, Other	15	15
1	UAF	23.0101	English Language and Literature, General	78	78
1	UAF	23.1302	Creative Writing	10	10
1	UAF	26.0101	Biology/Biological Sciences, General	167	167
1	UAF	26.0305	Plant Pathology/Phytopathology	4	4
1	UAF	26.0406	Cell/Cellular and Molecular Biology	14	14
1	UAF	26.0702	Entomology	3	3
1	UAF	27.0101	Mathematics, General	37	37
1	UAF	27.0501	Statistics, General	8	8
1	UAF	31.0101	Parks, Recreation and Leisure Studies	28	28
1	UAF	31.0301	Parks, Recreation and Leisure Facilities Management, General	21	21
1	UAF	31.0501	Health and Physical Education/Fitness, General	121	121
1	UAF	31.0505	Kinesiology and Exercise Science	25	25
1	UAF	38.0101	Philosophy	18	18
1	UAF	40.0203	Planetary Astronomy and Science	3	3
1	UAF	40.0501	Chemistry, General	54	54
1	UAF	40.0601	Geology/Earth Science, General	29	29
1	UAF	40.0699	Geological and Earth Sciences/Geosciences, Other	6	6
1	UAF	40.0801	Physics, General	32	32
1	UAF	40.1002	Materials Chemistry	12	12
1	UAF	42.0101	Psychology, General	109	109
1	UAF	43.0104	Criminal Justice/Safety Studies	54	54
1	UAF	44.0401	Public Administration	12	12
1	UAF	44.0501	Public Policy Analysis, General	5	5
1	UAF	44.0701	Social Work	52	52
1	UAF	45.0201	Anthropology	65	65
1	UAF	45.0601	Economics, General	14	14
1	UAF	45.0701	Geography	13	13
1	UAF	45.0901	International Relations and Affairs	43	43
1	UAF	45.1001	Political Science and Government, General	65	65
1	UAF	45.1101	Sociology	42	42
1	UAF	50.0408	Interior Design	21	21
1	UAF	50.0501	Drama and Dramatics/Theatre Arts, General	30	30
1	UAF	50.0701	Art/Art Studies, General	48	48
1	UAF	50.0903	Music Performance, General	50	50
1	UAF	51.0204	Audiology/Audiologist and Speech-Language Pathology/Pathologist	88	88
1	UAF	51.0913	Athletic Training/Trainer	15	15
1	UAF	51.2207	Public Health Education and Promotion	42	42
1	UAF	51.2310	Vocational Rehabilitation Counseling/Counselor	16	16
1	UAF	51.3801	Registered Nursing/Registered Nurse	98	98
1	UAF	52.0101	Business/Commerce, General	15	15
1	UAF	52.0201	Business Administration and Management, General	179	179
1	UAF	52.0203	Logistics, Materials, and Supply Chain Management	49	49
1	UAF	52.0212	Retail Management	6	6
1	UAF	52.0301	Accounting	135	128
1	UAF	52.0601	Business/Managerial Economics	23	23
1	UAF	52.0801	Finance, General	141	141
1	UAF	52.1005	Human Resources Development	63	63
1	UAF	52.1101	International Business/Trade/Commerce	37	37
1	UAF	52.1201	Management Information Systems, General	70	70
1	UAF	52.1401	Marketing/Marketing Management, General	169	169
1	UAF	54.0101	History, General	84	84
1	UAFS	10.0304	Animation, Interactive Technology, Video Graphics and Special Effects	7	7

Inst. Type	Institution	CIP Code	CIP Code Name	Credentials	Unduplicated Graduates
1	UAFS	11.0101	Computer and Information Sciences, General	49	49
1	UAFS	13.1203	Junior High/Intermediate/Middle School Education and Teaching	18	18
1	UAFS	13.1210	Early Childhood Education and Teaching	60	60
1	UAFS	13.1305	English/Language Arts Teacher Education	7	7
1	UAFS	13.1312	Music Teacher Education	3	3
1	UAFS	13.1322	Biology Teacher Education	1	1
1	UAFS	13.1328	History Teacher Education	5	5
1	UAFS	13.1330	Spanish Language Teacher Education	2	2
1	UAFS	15.1302	CAD/CADD Drafting and/or Design Technology/Technician	24	15
1	UAFS	16.0905	Spanish Language and Literature	2	2
1	UAFS	22.0302	Legal Assistant/Paralegal	12	12
1	UAFS	23.0101	English Language and Literature, General	12	12
1	UAFS	23.1303	Professional, Technical, Business, and Scientific Writing	3	3
1	UAFS	24.0101	Liberal Arts and Sciences/Liberal Studies	33	33
1	UAFS	24.0102	General Studies	101	101
1	UAFS	26.0101	Biology/Biological Sciences, General	28	28
1	UAFS	27.0101	Mathematics, General	1	1
1	UAFS	30.9999	Multi-/Interdisciplinary Studies, Other	115	115
1	UAFS	40.0501	Chemistry, General	2	2
1	UAFS	42.0101	Psychology, General	45	45
1	UAFS	43.0103	Criminal Justice/Law Enforcement Administration	26	25
1	UAFS	43.0106	Forensic Science and Technology	1	1
1	UAFS	47.0101	Electrical/Electronics Equipment Installation and Repair, General	22	22
1	UAFS	47.0104	Computer Installation and Repair Technology/Technician	31	23
1	UAFS	47.0105	Industrial Electronics Technology/Technician	15	15
1	UAFS	47.0604	Automobile/Automotive Mechanics Technology/Technician	6	4
1	UAFS	48.0508	Welding Technology/Welder	74	50
1	UAFS	50.0409	Graphic Design	19	19
1	UAFS	50.0501	Drama and Dramatics/Theatre Arts, General	9	9
1	UAFS	50.0701	Art/Art Studies, General	1	1
1	UAFS	50.0901	Music, General	1	1
1	UAFS	51.0602	Dental Hygiene/Hygienist	15	15
1	UAFS	51.0909	Surgical Technology/Technologist	10	10
1	UAFS	51.0911	Radiologic Technology/Science - Radiographer	34	34
1	UAFS	51.3801	Registered Nursing/Registered Nurse	96	96
1	UAFS	51.3901	Licensed Practical/Vocational Nurse Training	15	15
1	UAFS	52.0201	Business Administration and Management, General	186	179
1	UAFS	52.0402	Executive Assistant/Executive Secretary	57	25
1	UAFS	54.0101	History, General	29	29
1	UALR	09.0101	Speech Communication and Rhetoric	11	11
1	UALR	09.0199	Communication and Media Studies, Other	1	1
1	UALR	09.0401	Journalism	37	37
1	UALR	09.0701	Radio and Television	1	1
1	UALR	09.0903	Advertising	3	3
1	UALR	09.9999	Communication, Journalism, and Related Programs, Other	6	6
1	UALR	11.0101	Computer and Information Sciences, General	20	20
1	UALR	11.0199	Computer and Information Sciences, Other	20	20
1	UALR	11.0201	Computer Programming/Programmer, General	11	11
1	UALR	11.0401	Information Science/Studies	15	15
1	UALR	13.0301	Curriculum and Instruction	6	6
1	UALR	13.0401	Educational Leadership and Administration, General	17	17
1	UALR	13.0406	Higher Education/Higher Education Administration	14	14
1	UALR	13.0501	Educational/Instructional Technology	17	17
1	UALR	13.1001	Special Education and Teaching, General	4	4
1	UALR	13.1004	Education/Teaching of the Gifted and Talented	12	12
1	UALR	13.1101	Counselor Education/School Counseling and Guidance Services	34	34
1	UALR	13.1201	Adult and Continuing Education and Teaching	18	18
1	UALR	13.1203	Junior High/Intermediate/Middle School Education and Teaching	28	28
1	UALR	13.1205	Secondary Education and Teaching	33	33
1	UALR	13.1210	Early Childhood Education and Teaching	54	54
1	UALR	13.1315	Reading Teacher Education	25	23
1	UALR	13.1401	Teaching English as a Second or Foreign Language/ESL Language Instructor	3	3
1	UALR	14.0101	Engineering, General	7	7
1	UALR	14.2701	Systems Engineering	41	41
1	UALR	15.0303	Electrical, Electronic and Communications Engineering Technology/Technician	5	5
1	UALR	15.0805	Mechanical Engineering/Mechanical Technology/Technician	13	13
1	UALR	15.1001	Construction Engineering Technology/Technician	37	37
1	UALR	15.1201	Computer Engineering Technology/Technician	4	4
1	UALR	15.9999	Engineering Technologies and Engineering-Related Fields, Other	1	1
1	UALR	16.0101	Foreign Languages and Literatures, General	3	3
1	UALR	16.0501	German Language and Literature	3	3
1	UALR	16.0901	French Language and Literature	5	5
1	UALR	16.0905	Spanish Language and Literature	22	22
1	UALR	16.1603	Sign Language Interpretation and Translation	23	23
1	UALR	22.0101	Law	144	144
1	UALR	23.0101	English Language and Literature, General	41	41
1	UALR	23.1303	Professional, Technical, Business, and Scientific Writing	35	35

Inst. Type	Institution	CIP Code	CIP Code Name	Credentials	Unduplicated Graduates
1	UALR	24.0101	Liberal Arts and Sciences/Liberal Studies	58	58
1	UALR	24.0102	General Studies	94	94
1	UALR	24.0103	Humanities/Humanistic Studies	10	10
1	UALR	26.0101	Biology/Biological Sciences, General	62	62
1	UALR	26.1103	Bioinformatics	6	6
1	UALR	27.0101	Mathematics, General	10	10
1	UALR	27.0301	Applied Mathematics, General	6	6
1	UALR	27.0599	Statistics, Other	4	4
1	UALR	30.0101	Biological and Physical Sciences	1	1
1	UALR	30.0501	Peace Studies and Conflict Resolution	11	11
1	UALR	38.0101	Philosophy	6	6
1	UALR	40.0101	Physical Sciences	35	34
1	UALR	40.0501	Chemistry, General	12	12
1	UALR	40.0601	Geology/Earth Science, General	11	11
1	UALR	40.0699	Geological and Earth Sciences/Geosciences, Other	3	3
1	UALR	40.0801	Physics, General	1	1
1	UALR	42.0101	Psychology, General	96	96
1	UALR	43.0104	Criminal Justice/Safety Studies	92	92
1	UALR	43.0107	Criminal Justice/Police Science	11	11
1	UALR	44.0401	Public Administration	15	14
1	UALR	44.0701	Social Work	90	90
1	UALR	44.9999	Public Administration and Social Service Professions, Other	23	23
1	UALR	45.0201	Anthropology	13	13
1	UALR	45.1001	Political Science and Government, General	26	26
1	UALR	45.1101	Sociology	21	21
1	UALR	50.0301	Dance, General	6	6
1	UALR	50.0501	Drama and Dramatics/Theatre Arts, General	4	4
1	UALR	50.0701	Art/Art Studies, General	9	9
1	UALR	50.0702	Fine/Studio Arts, General	22	22
1	UALR	50.0703	Art History, Criticism and Conservation	1	1
1	UALR	50.0901	Music, General	11	11
1	UALR	51.0000	HEALTH PROFESSIONS AND RELATED PROGRAMS	9	9
1	UALR	51.0204	Audiology/Audiologist and Speech-Language Pathology/Pathologist	31	31
1	UALR	51.1505	Marriage and Family Therapy/Counseling	3	3
1	UALR	51.2299	Public Health, Other	74	74
1	UALR	51.2310	Vocational Rehabilitation Counseling/Counselor	71	71
1	UALR	51.3801	Registered Nursing/Registered Nurse	183	183
1	UALR	51.9999	Health Professions and Related Clinical Sciences, Other	1	1
1	UALR	52.0101	Business/Commerce, General	1	1
1	UALR	52.0201	Business Administration and Management, General	202	199
1	UALR	52.0301	Accounting	50	49
1	UALR	52.0601	Business/Managerial Economics	7	7
1	UALR	52.0801	Finance, General	27	27
1	UALR	52.1101	International Business/Trade/Commerce	8	8
1	UALR	52.1201	Management Information Systems, General	55	55
1	UALR	52.1401	Marketing/Marketing Management, General	39	39
1	UALR	52.1601	Taxation	2	2
1	UALR	54.0101	History, General	31	31
1	UAM	01.0102	Agribusiness/Agricultural Business Operations	20	20
1	UAM	03.0501	Forestry, General	5	5
1	UAM	03.0506	Forest Management/Forest Resources Management	6	6
1	UAM	03.0601	Wildlife, Fish and Wildlands Science and Management	8	8
1	UAM	09.0101	Speech Communication and Rhetoric	9	9
1	UAM	13.0401	Educational Leadership and Administration, General	3	3
1	UAM	13.1203	Junior High/Intermediate/Middle School Education and Teaching	8	8
1	UAM	13.1205	Secondary Education and Teaching	34	34
1	UAM	13.1206	Teacher Education, Multiple Levels	5	5
1	UAM	13.1209	Kindergarten/Preschool Education and Teaching	38	38
1	UAM	13.1312	Music Teacher Education	1	1
1	UAM	13.1314	Physical Education Teaching and Coaching	3	3
1	UAM	13.9999	Education, Other	1	1
1	UAM	15.0403	Electromechanical Technology/Electromechanical Engineering Technology	16	16
1	UAM	15.0499	Electromechanical and Instrumentation and Maintenance Technologies/Technicians, Other	23	23
1	UAM	15.1102	Surveying Technology/Surveying	9	8
1	UAM	15.1202	Computer Technology/Computer Systems Technology	4	4
1	UAM	16.0101	Foreign Languages and Literatures, General	1	1
1	UAM	19.0706	Child Development	43	43
1	UAM	19.0708	Child Care and Support Services Management	15	15
1	UAM	23.0101	English Language and Literature, General	11	11
1	UAM	24.0102	General Studies	130	130
1	UAM	26.0101	Biology/Biological Sciences, General	18	18
1	UAM	27.0101	Mathematics, General	8	8
1	UAM	30.0101	Biological and Physical Sciences	12	12
1	UAM	30.9999	Multi-/Interdisciplinary Studies, Other	56	56
1	UAM	31.0501	Health and Physical Education/Fitness, General	19	19
1	UAM	40.0501	Chemistry, General	3	3
1	UAM	42.0101	Psychology, General	16	16

Inst. Type	Institution	CIP Code	CIP Code Name	Credentials	Unduplicated Graduates
1	UAM	43.0102	Corrections	9	6
1	UAM	43.0104	Criminal Justice/Safety Studies	14	14
1	UAM	44.0701	Social Work	13	13
1	UAM	45.1001	Political Science and Government, General	2	2
1	UAM	47.0104	Computer Installation and Repair Technology/Technician	4	4
1	UAM	47.0303	Industrial Mechanics and Maintenance Technology	56	55
1	UAM	48.0508	Welding Technology/Welder	31	22
1	UAM	50.0701	Art/Art Studies, General	4	4
1	UAM	50.0901	Music, General	8	8
1	UAM	51.0707	Health Information/Medical Records Technology/Technician	36	36
1	UAM	51.0712	Medical Reception/Receptionist	36	36
1	UAM	51.0904	Emergency Medical Technology/Technician (EMT Paramedic)	21	16
1	UAM	51.3801	Registered Nursing/Registered Nurse	49	49
1	UAM	51.3901	Licensed Practical/Vocational Nurse Training	22	22
1	UAM	51.3902	Nursing Assistant/Aide and Patient Care Assistant/Aide	93	93
1	UAM	52.0201	Business Administration and Management, General	34	34
1	UAM	52.0301	Accounting	24	24
1	UAM	52.0401	Administrative Assistant and Secretarial Science, General	30	22
1	UAM	52.0901	Hospitality Administration/Management, General	28	19
1	UAM	52.1201	Management Information Systems, General	15	15
1	UAM	54.0101	History, General	4	4
1	UAMS	26.0202	Biochemistry	6	6
1	UAMS	26.0403	Anatomy	3	3
1	UAMS	26.0503	Medical Microbiology and Bacteriology	5	5
1	UAMS	26.0707	Animal Physiology	4	4
1	UAMS	26.0806	Human/Medical Genetics	5	5
1	UAMS	26.1001	Pharmacology	4	4
1	UAMS	26.1004	Toxicology	1	1
1	UAMS	26.9999	Biological and Biomedical Sciences, Other	1	1
1	UAMS	30.0101	Biological and Physical Sciences	17	17
1	UAMS	30.1901	Nutrition Sciences	3	3
1	UAMS	51.0202	Audiology/Audiologist	6	6
1	UAMS	51.0204	Audiology/Audiologist and Speech-Language Pathology/Pathologist	20	20
1	UAMS	51.0602	Dental Hygiene/Hygienist	36	36
1	UAMS	51.0701	Health/Health Care Administration/Management	11	11
1	UAMS	51.0707	Health Information/Medical Records Technology/Technician	13	13
1	UAMS	51.0904	Emergency Medical Technology/Technician (EMT Paramedic)	16	16
1	UAMS	51.0905	Nuclear Medical Technology/Technologist	11	11
1	UAMS	51.0907	Medical Radiologic Technology/Science - Radiation Therapist	57	57
1	UAMS	51.0909	Surgical Technology/Technologist	11	11
1	UAMS	51.0910	Diagnostic Medical Sonography/Sonographer and Ultrasound Technician	11	11
1	UAMS	51.0911	Radiologic Technology/Science - Radiographer	5	5
1	UAMS	51.0999	Allied Health Diagnostic, Intervention, and Treatment Professions, Other	27	27
1	UAMS	51.1002	Cytotechnology/Cytotechnologist	7	7
1	UAMS	51.1005	Clinical Laboratory Science/Medical Technology/Technologist	38	38
1	UAMS	51.1201	Medicine	132	132
1	UAMS	51.1803	Ophthalmic Technician/Technologist	4	4
1	UAMS	51.2001	Pharmacy	113	113
1	UAMS	51.2002	Pharmacy Administration and Pharmacy Policy and Regulatory Affairs	1	1
1	UAMS	51.2201	Public Health, General	31	31
1	UAMS	51.2299	Public Health, Other	2	2
1	UAMS	51.3101	Dietetics/Dietitian	14	14
1	UAMS	51.3801	Registered Nursing/Registered Nurse	186	186
1	UAMS	51.3808	Nursing Science	73	73
1	UAPB	01.0102	Agribusiness/Agricultural Business Operations	14	14
1	UAPB	01.0303	Aquaculture	7	7
1	UAPB	01.9999	Agriculture, Agriculture Operations, and Related Sciences, Other	12	12
1	UAPB	03.0301	Fishing and Fisheries Sciences and Management	1	1
1	UAPB	09.0199	Communication and Media Studies, Other	2	2
1	UAPB	09.0401	Journalism	18	18
1	UAPB	11.0101	Computer and Information Sciences, General	11	11
1	UAPB	13.1203	Junior High/Intermediate/Middle School Education and Teaching	3	3
1	UAPB	13.1210	Early Childhood Education and Teaching	24	24
1	UAPB	13.1299	Teacher Education and Professional Development, Specific Levels and Methods, Other	3	3
1	UAPB	13.1305	English/Language Arts Teacher Education	4	4
1	UAPB	13.1311	Mathematics Teacher Education	2	2
1	UAPB	13.1314	Physical Education Teaching and Coaching	5	5
1	UAPB	13.1316	Science Teacher Education/General Science Teacher Education	1	1
1	UAPB	15.0612	Industrial Technology/Technician	30	30
1	UAPB	19.0101	Family and Consumer Sciences/Human Sciences, General	33	33
1	UAPB	19.0702	Adult Development and Aging	1	1
1	UAPB	23.0101	English Language and Literature, General	7	7
1	UAPB	24.0102	General Studies	39	39
1	UAPB	26.0101	Biology/Biological Sciences, General	32	32
1	UAPB	27.0101	Mathematics, General	2	2
1	UAPB	31.0101	Parks, Recreation and Leisure Studies	10	10
1	UAPB	40.0501	Chemistry, General	10	10

Inst. Type	Institution	CIP Code	CIP Code Name	Credentials	Unduplicated Graduates
1	UAPB	40.0801	Physics, General	3	3
1	UAPB	42.0101	Psychology, General	19	19
1	UAPB	43.0104	Criminal Justice/Safety Studies	58	58
1	UAPB	44.0701	Social Work	30	30
1	UAPB	45.1001	Political Science and Government, General	6	6
1	UAPB	45.1101	Sociology	3	3
1	UAPB	50.0701	Art/Art Studies, General	1	1
1	UAPB	50.0901	Music, General	6	6
1	UAPB	51.1501	Substance Abuse/Addiction Counseling	6	6
1	UAPB	51.2399	Rehabilitation and Therapeutic Professions, Other	2	2
1	UAPB	51.3801	Registered Nursing/Registered Nurse	5	5
1	UAPB	52.0201	Business Administration and Management, General	62	62
1	UAPB	52.0301	Accounting	25	25
1	UAPB	54.0101	History, General	1	1
1	UCA	03.0103	Environmental Studies	16	16
1	UCA	09.0101	Speech Communication and Rhetoric	10	10
1	UCA	09.0401	Journalism	28	28
1	UCA	09.0900	Public Relations, Advertising, and Applied Communication	33	33
1	UCA	11.0101	Computer and Information Sciences, General	16	16
1	UCA	11.0701	Computer Science	10	10
1	UCA	13.0101	Education, General	5	5
1	UCA	13.0411	Superintendency and Educational System Administration	1	1
1	UCA	13.0499	Educational Administration and Supervision, Other	14	14
1	UCA	13.0501	Educational/Instructional Technology	9	9
1	UCA	13.1001	Special Education and Teaching, General	11	11
1	UCA	13.1101	Counselor Education/School Counseling and Guidance Services	9	9
1	UCA	13.1102	College Student Counseling and Personnel Services	19	19
1	UCA	13.1203	Junior High/Intermediate/Middle School Education and Teaching	19	19
1	UCA	13.1209	Kindergarten/Preschool Education and Teaching	71	71
1	UCA	13.1299	Teacher Education and Professional Development, Specific Levels and Methods, Other	83	83
1	UCA	13.1303	Business Teacher Education	4	4
1	UCA	13.1308	Family and Consumer Sciences/Home Economics Teacher Education	6	6
1	UCA	13.1311	Mathematics Teacher Education	9	9
1	UCA	13.1314	Physical Education Teaching and Coaching	8	8
1	UCA	13.1315	Reading Teacher Education	9	9
1	UCA	13.1316	Science Teacher Education/General Science Teacher Education	5	5
1	UCA	13.1318	Social Studies Teacher Education	10	10
1	UCA	16.0101	Foreign Languages and Literatures, General	1	1
1	UCA	16.0102	Linguistics	9	9
1	UCA	16.0905	Spanish Language and Literature	12	12
1	UCA	19.0101	Family and Consumer Sciences/Human Sciences, General	77	77
1	UCA	19.0501	Foods, Nutrition, and Wellness Studies, General	40	40
1	UCA	23.0101	English Language and Literature, General	46	46
1	UCA	23.1301	Writing, General	10	10
1	UCA	23.1302	Creative Writing	12	12
1	UCA	24.0102	General Studies	23	23
1	UCA	25.9999	Library Science, Other	40	40
1	UCA	26.0101	Biology/Biological Sciences, General	96	96
1	UCA	27.0101	Mathematics, General	27	27
1	UCA	27.0301	Applied Mathematics, General	6	6
1	UCA	30.0101	Biological and Physical Sciences	5	5
1	UCA	30.2001	International/Global Studies	15	15
1	UCA	31.0505	Kinesiology and Exercise Science	28	28
1	UCA	38.0101	Philosophy	6	6
1	UCA	38.0201	Religion/Religious Studies	2	2
1	UCA	40.0501	Chemistry, General	13	13
1	UCA	40.0801	Physics, General	9	9
1	UCA	42.0101	Psychology, General	78	78
1	UCA	42.2803	Counseling Psychology	11	11
1	UCA	42.2805	School Psychology	11	11
1	UCA	42.9999	Psychology, Other	6	6
1	UCA	44.0201	Community Organization and Advocacy	7	7
1	UCA	44.0401	Public Administration	8	8
1	UCA	45.0601	Economics, General	13	13
1	UCA	45.0701	Geography	11	11
1	UCA	45.0799	Geography, Other	2	2
1	UCA	45.1001	Political Science and Government, General	25	25
1	UCA	45.1101	Sociology	52	52
1	UCA	50.0408	Interior Design	22	22
1	UCA	50.0501	Drama and Dramatics/Theatre Arts, General	9	9
1	UCA	50.0602	Cinematography and Film/Video Production	34	34
1	UCA	50.0701	Art/Art Studies, General	39	39
1	UCA	50.0901	Music, General	4	4
1	UCA	50.0903	Music Performance, General	22	22
1	UCA	51.0204	Audiology/Audiologist and Speech-Language Pathology/Pathologist	80	80
1	UCA	51.0701	Health/Health Care Administration/Management	1	1
1	UCA	51.0905	Nuclear Medical Technology/Technologist	3	3

Inst. Type	Institution	CIP Code	CIP Code Name	Credentials	Unduplicated Graduates
1	UCA	51.0907	Medical Radiologic Technology/Science - Radiation Therapist	18	18
1	UCA	51.0913	Athletic Training/Trainer	12	12
1	UCA	51.1005	Clinical Laboratory Science/Medical Technology/Technologist	2	2
1	UCA	51.1501	Substance Abuse/Addiction Counseling	28	28
1	UCA	51.1504	Community Health Services/Liaison/Counseling	67	67
1	UCA	51.2306	Occupational Therapy/Therapist	44	44
1	UCA	51.2308	Physical Therapy/Therapist	55	55
1	UCA	51.3801	Registered Nursing/Registered Nurse	111	111
1	UCA	51.9999	Health Professions and Related Clinical Sciences, Other	107	107
1	UCA	52.0101	Business/Commerce, General	61	61
1	UCA	52.0201	Business Administration and Management, General	74	73
1	UCA	52.0301	Accounting	79	79
1	UCA	52.0801	Finance, General	52	52
1	UCA	52.1201	Management Information Systems, General	31	31
1	UCA	52.1401	Marketing/Marketing Management, General	52	52
1	UCA	52.1701	Insurance	15	15
1	UCA	54.0101	History, General	30	30
2	ANC	13.1202	Elementary Education and Teaching	2	2
2	ANC	13.1206	Teacher Education, Multiple Levels	5	5
2	ANC	13.1210	Early Childhood Education and Teaching	11	11
2	ANC	15.0611	Metallurgical Technology/Technician	7	7
2	ANC	15.0612	Industrial Technology/Technician	1	1
2	ANC	15.0613	Manufacturing Engineering Technology/Technician	2	2
2	ANC	19.0706	Child Development	23	23
2	ANC	24.0102	General Studies	66	66
2	ANC	43.0107	Criminal Justice/Police Science	5	5
2	ANC	45.0401	Criminology	1	1
2	ANC	47.0201	Heating, Air Conditioning, Ventilation and Refrigeration Maintenance Technology/Technician	9	9
2	ANC	47.0604	Automobile/Automotive Mechanics Technology/Technician	4	4
2	ANC	47.0608	Aircraft Powerplant Technology/Technician	30	30
2	ANC	48.0508	Welding Technology/Welder	6	6
2	ANC	51.0601	Dental Assisting/Assistant	10	10
2	ANC	51.0708	Medical Transcription/Transcriptionist	5	5
2	ANC	51.0904	Emergency Medical Technology/Technician (EMT Paramedic)	1	1
2	ANC	51.1009	Phlebotomy Technician/Phlebotomist	23	23
2	ANC	51.3801	Registered Nursing/Registered Nurse	70	70
2	ANC	51.3901	Licensed Practical/Vocational Nurse Training	33	33
2	ANC	51.3902	Nursing Assistant/Aide and Patient Care Assistant/Aide	104	104
2	ANC	52.0101	Business/Commerce, General	7	7
2	ANC	52.0301	Accounting	2	2
2	ANC	52.0401	Administrative Assistant and Secretarial Science, General	6	6
2	ASUB	01.0102	Agribusiness/Agricultural Business Operations	7	7
2	ASUB	13.1206	Teacher Education, Multiple Levels	50	50
2	ASUB	13.1210	Early Childhood Education and Teaching	1	1
2	ASUB	15.0903	Petroleum Technology/Technician	4	3
2	ASUB	15.1202	Computer Technology/Computer Systems Technology	64	55
2	ASUB	15.1301	Drafting and Design Technology/Technician, General	25	20
2	ASUB	19.0709	Child Care Provider/Assistant	15	15
2	ASUB	24.0101	Liberal Arts and Sciences/Liberal Studies	349	346
2	ASUB	24.0102	General Studies	144	144
2	ASUB	43.0103	Criminal Justice/Law Enforcement Administration	8	8
2	ASUB	43.0104	Criminal Justice/Safety Studies	4	4
2	ASUB	43.0107	Criminal Justice/Police Science	8	8
2	ASUB	47.0201	Heating, Air Conditioning, Ventilation and Refrigeration Maintenance Technology/Technician	8	4
2	ASUB	47.0399	Heavy/Industrial Equipment Maintenance Technologies, Other	21	21
2	ASUB	47.0603	Autobody/Collision and Repair Technology/Technician	27	15
2	ASUB	47.0604	Automobile/Automotive Mechanics Technology/Technician	35	34
2	ASUB	47.0605	Diesel Mechanics Technology/Technician	26	13
2	ASUB	47.0699	Vehicle Maintenance and Repair Technologies, Other	8	8
2	ASUB	48.0303	Upholstery/Upholsterer	8	8
2	ASUB	48.0501	Machine Tool Technology/Machinist	22	17
2	ASUB	48.0508	Welding Technology/Welder	102	87
2	ASUB	50.0901	Music, General	11	11
2	ASUB	51.0707	Health Information/Medical Records Technology/Technician	17	17
2	ASUB	51.0805	Pharmacy Technician/Assistant	23	14
2	ASUB	51.0808	Veterinary/Animal Health Technology/Technician and Veterinary Assistant	12	12
2	ASUB	51.0904	Emergency Medical Technology/Technician (EMT Paramedic)	35	35
2	ASUB	51.1004	Clinical/Medical Laboratory Technician	6	6
2	ASUB	51.1199	Health/Medical Preparatory Programs, Other	84	84
2	ASUB	51.3901	Licensed Practical/Vocational Nurse Training	28	28
2	ASUB	51.3902	Nursing Assistant/Aide and Patient Care Assistant/Aide	33	33
2	ASUB	52.0101	Business/Commerce, General	38	38
2	ASUB	52.0408	General Office Occupations and Clerical Services	5	5
2	ASUB	52.0901	Hospitality Administration/Management, General	2	2
2	ASUB	52.1201	Management Information Systems, General	5	5
2	ASUMH	11.0401	Information Science/Studies	32	18
2	ASUMH	11.0901	Computer Systems Networking and Telecommunications	7	7

Inst. Type	Institution	CIP Code	CIP Code Name	Credentials	Unduplicated Graduates
2	ASUMH	12.0301	Funeral Service and Mortuary Science, General	11	11
2	ASUMH	13.1206	Teacher Education, Multiple Levels	42	42
2	ASUMH	24.0101	Liberal Arts and Sciences/Liberal Studies	140	140
2	ASUMH	43.0103	Criminal Justice/Law Enforcement Administration	9	9
2	ASUMH	47.0104	Computer Installation and Repair Technology/Technician	18	18
2	ASUMH	48.0508	Welding Technology/Welder	30	25
2	ASUMH	50.0409	Graphic Design	7	7
2	ASUMH	51.0000	HEALTH PROFESSIONS AND RELATED PROGRAMS	12	12
2	ASUMH	51.0713	Medical Insurance Coding Specialist/Coder	2	2
2	ASUMH	51.0904	Emergency Medical Technology/Technician (EMT Paramedic)	30	27
2	ASUMH	51.0908	Respiratory Care Therapy/Therapist	6	6
2	ASUMH	51.1009	Phlebotomy Technician/Phlebotomist	7	7
2	ASUMH	51.3901	Licensed Practical/Vocational Nurse Training	24	24
2	ASUMH	51.3902	Nursing Assistant/Aide and Patient Care Assistant/Aide	141	141
2	ASUMH	52.0101	Business/Commerce, General	23	23
2	ASUMH	52.0201	Business Administration and Management, General	10	10
2	ASUMH	52.0204	Office Management and Supervision	7	7
2	ASUMH	52.0401	Administrative Assistant and Secretarial Science, General	13	13
2	ASUN	12.0401	Cosmetology/Cosmetologist, General	10	10
2	ASUN	13.1206	Teacher Education, Multiple Levels	9	9
2	ASUN	15.0613	Manufacturing Engineering Technology/Technician	30	22
2	ASUN	15.1202	Computer Technology/Computer Systems Technology	7	7
2	ASUN	24.0101	Liberal Arts and Sciences/Liberal Studies	129	83
2	ASUN	30.9999	Multi-/Interdisciplinary Studies, Other	22	22
2	ASUN	43.0103	Criminal Justice/Law Enforcement Administration	5	5
2	ASUN	46.0303	Lineworker	26	26
2	ASUN	47.0103	Communications Systems Installation and Repair Technology	6	6
2	ASUN	47.0201	Heating, Air Conditioning, Ventilation and Refrigeration Maintenance Technology/Technician	24	14
2	ASUN	47.0603	Autobody/Collision and Repair Technology/Technician	6	5
2	ASUN	47.0604	Automobile/Automotive Mechanics Technology/Technician	12	8
2	ASUN	47.0605	Diesel Mechanics Technology/Technician	4	4
2	ASUN	48.0508	Welding Technology/Welder	9	8
2	ASUN	49.0205	Truck and Bus Driver/Commercial Vehicle Operator and Instructor	154	154
2	ASUN	51.0904	Emergency Medical Technology/Technician (EMT Paramedic)	22	22
2	ASUN	51.0909	Surgical Technology/Technologist	9	9
2	ASUN	51.1009	Phlebotomy Technician/Phlebotomist	46	46
2	ASUN	51.3801	Registered Nursing/Registered Nurse	32	32
2	ASUN	51.3901	Licensed Practical/Vocational Nurse Training	76	76
2	ASUN	51.3902	Nursing Assistant/Aide and Patient Care Assistant/Aide	42	42
2	ASUN	52.0101	Business/Commerce, General	27	27
2	ASUN	52.0302	Accounting Technology/Technician and Bookkeeping	2	2
2	ASUN	52.0401	Administrative Assistant and Secretarial Science, General	20	20
2	ASUN	52.0408	General Office Occupations and Clerical Services	1	1
2	BRTC	13.1206	Teacher Education, Multiple Levels	3	3
2	BRTC	24.0101	Liberal Arts and Sciences/Liberal Studies	124	124
2	BRTC	30.9999	Multi-/Interdisciplinary Studies, Other	1	1
2	BRTC	43.0107	Criminal Justice/Police Science	12	12
2	BRTC	43.0203	Fire Science/Fire-fighting	6	6
2	BRTC	47.0104	Computer Installation and Repair Technology/Technician	3	3
2	BRTC	47.0105	Industrial Electronics Technology/Technician	11	11
2	BRTC	47.0303	Industrial Mechanics and Maintenance Technology	5	5
2	BRTC	47.0603	Autobody/Collision and Repair Technology/Technician	17	17
2	BRTC	47.0604	Automobile/Automotive Mechanics Technology/Technician	14	9
2	BRTC	47.0607	Airframe Mechanics and Aircraft Maintenance Technology/Technician	14	14
2	BRTC	47.0608	Aircraft Powerplant Technology/Technician	10	9
2	BRTC	48.0501	Machine Tool Technology/Machinist	5	5
2	BRTC	48.0508	Welding Technology/Welder	7	7
2	BRTC	51.0000	HEALTH PROFESSIONS AND RELATED PROGRAMS	47	47
2	BRTC	51.0708	Medical Transcription/Transcriptionist	3	3
2	BRTC	51.0713	Medical Insurance Coding Specialist/Coder	2	2
2	BRTC	51.0904	Emergency Medical Technology/Technician (EMT Paramedic)	6	6
2	BRTC	51.0908	Respiratory Care Therapy/Therapist	15	15
2	BRTC	51.1009	Phlebotomy Technician/Phlebotomist	19	19
2	BRTC	51.3101	Dietetics/Dietitian	6	6
2	BRTC	51.3104	Dietitian Assistant	6	6
2	BRTC	51.3801	Registered Nursing/Registered Nurse	35	35
2	BRTC	51.3901	Licensed Practical/Vocational Nurse Training	47	47
2	BRTC	51.3902	Nursing Assistant/Aide and Patient Care Assistant/Aide	55	55
2	BRTC	52.0101	Business/Commerce, General	6	6
2	BRTC	52.0302	Accounting Technology/Technician and Bookkeeping	4	4
2	BRTC	52.0401	Administrative Assistant and Secretarial Science, General	35	32
2	BRTC	52.1299	Management Information Systems and Services, Other	2	2
2	CCCUA	01.0101	Agricultural Business and Management, General	1	1
2	CCCUA	11.0203	Computer Programming, Vendor/Product Certification	5	5
2	CCCUA	12.0401	Cosmetology/Cosmetologist, General	12	12
2	CCCUA	12.0500	Culinary Arts and Related Services	9	9
2	CCCUA	12.0599	Culinary Arts and Related Services, Other	1	1

Inst. Type	Institution	CIP Code	CIP Code Name	Credentials	Unduplicated Graduates
2	CCCUA	13.1206	Teacher Education, Multiple Levels	10	10
2	CCCUA	13.1210	Early Childhood Education and Teaching	2	2
2	CCCUA	19.0706	Child Development	7	7
2	CCCUA	24.0101	Liberal Arts and Sciences/Liberal Studies	46	46
2	CCCUA	24.0102	General Studies	27	27
2	CCCUA	30.9999	Multi-/Interdisciplinary Studies, Other	7	7
2	CCCUA	46.0201	Carpentry/Carpenter	2	2
2	CCCUA	47.0603	Autobody/Collision and Repair Technology/Technician	16	12
2	CCCUA	47.0604	Automobile/Automotive Mechanics Technology/Technician	23	16
2	CCCUA	48.0508	Welding Technology/Welder	20	14
2	CCCUA	51.0000	HEALTH PROFESSIONS AND RELATED PROGRAMS	3	3
2	CCCUA	51.0708	Medical Transcription/Transcriptionist	13	13
2	CCCUA	51.0801	Medical/Clinical Assistant	3	3
2	CCCUA	51.0904	Emergency Medical Technology/Technician (EMT Paramedic)	6	6
2	CCCUA	51.3801	Registered Nursing/Registered Nurse	18	18
2	CCCUA	51.3901	Licensed Practical/Vocational Nurse Training	37	37
2	CCCUA	52.0101	Business/Commerce, General	15	15
2	CCCUA	52.0401	Administrative Assistant and Secretarial Science, General	2	2
2	CCCUA	52.1201	Management Information Systems, General	2	2
2	CotO	11.0101	Computer and Information Sciences, General	20	9
2	CotO	11.0201	Computer Programming/Programmer, General	5	5
2	CotO	11.0901	Computer Systems Networking and Telecommunications	1	1
2	CotO	11.1003	Computer and Information Systems Security/Information Assurance	7	7
2	CotO	12.0401	Cosmetology/Cosmetologist, General	24	24
2	CotO	13.1206	Teacher Education, Multiple Levels	4	4
2	CotO	15.1202	Computer Technology/Computer Systems Technology	6	6
2	CotO	19.0708	Child Care and Support Services Management	2	2
2	CotO	19.0709	Child Care Provider/Assistant	3	3
2	CotO	24.0101	Liberal Arts and Sciences/Liberal Studies	100	61
2	CotO	30.9999	Multi-/Interdisciplinary Studies, Other	4	4
2	CotO	43.0103	Criminal Justice/Law Enforcement Administration	42	42
2	CotO	43.0104	Criminal Justice/Safety Studies	5	5
2	CotO	46.0302	Electrician	15	15
2	CotO	47.0104	Computer Installation and Repair Technology/Technician	7	7
2	CotO	47.0303	Industrial Mechanics and Maintenance Technology	20	20
2	CotO	47.0604	Automobile/Automotive Mechanics Technology/Technician	28	28
2	CotO	47.0606	Small Engine Mechanics and Repair Technology/Technician	14	14
2	CotO	48.0508	Welding Technology/Welder	26	26
2	CotO	49.0205	Truck and Bus Driver/Commercial Vehicle Operator and Instructor	14	14
2	CotO	51.0000	HEALTH PROFESSIONS AND RELATED PROGRAMS	12	12
2	CotO	51.0705	Medical Office Management/Administration	20	12
2	CotO	51.0707	Health Information/Medical Records Technology/Technician	8	7
2	CotO	51.0712	Medical Reception/Receptionist	3	3
2	CotO	51.3801	Registered Nursing/Registered Nurse	41	41
2	CotO	51.3901	Licensed Practical/Vocational Nurse Training	52	52
2	CotO	51.3902	Nursing Assistant/Aide and Patient Care Assistant/Aide	107	107
2	CotO	52.0101	Business/Commerce, General	2	2
2	CotO	52.0201	Business Administration and Management, General	10	10
2	CotO	52.0204	Office Management and Supervision	8	8
2	CotO	52.0301	Accounting	15	9
2	CotO	52.0408	General Office Occupations and Clerical Services	9	9
2	CotO	52.9999	Business, Management, Marketing, and Related Support Services, Other	10	10
2	EACC	11.0901	Computer Systems Networking and Telecommunications	1	1
2	EACC	13.1206	Teacher Education, Multiple Levels	5	5
2	EACC	15.0303	Electrical, Electronic and Communications Engineering Technology/Technician	31	31
2	EACC	15.0613	Manufacturing Engineering Technology/Technician	11	5
2	EACC	15.1302	CAD/CADD Drafting and/or Design Technology/Technician	10	10
2	EACC	19.0708	Child Care and Support Services Management	2	2
2	EACC	24.0101	Liberal Arts and Sciences/Liberal Studies	58	58
2	EACC	24.0102	General Studies	53	53
2	EACC	43.0103	Criminal Justice/Law Enforcement Administration	19	19
2	EACC	43.0107	Criminal Justice/Police Science	25	13
2	EACC	47.0605	Diesel Mechanics Technology/Technician	4	4
2	EACC	51.0000	HEALTH PROFESSIONS AND RELATED PROGRAMS	51	51
2	EACC	51.0904	Emergency Medical Technology/Technician (EMT Paramedic)	18	18
2	EACC	51.0907	Medical Radiologic Technology/Science - Radiation Therapist	5	5
2	EACC	51.3801	Registered Nursing/Registered Nurse	25	25
2	EACC	52.0101	Business/Commerce, General	4	4
2	EACC	52.0201	Business Administration and Management, General	2	2
2	EACC	52.0401	Administrative Assistant and Secretarial Science, General	7	4
2	EACC	52.0408	General Office Occupations and Clerical Services	50	50
2	EACC	52.0901	Hospitality Administration/Management, General	3	3
2	EACC	52.0904	Hotel/Motel Administration/Management	3	3
2	EACC	52.1201	Management Information Systems, General	1	1
2	MSCC	11.0101	Computer and Information Sciences, General	8	8
2	MSCC	11.0901	Computer Systems Networking and Telecommunications	6	6
2	MSCC	11.1004	Web/Multimedia Management and Webmaster	1	1

Inst. Type	Institution	CIP Code	CIP Code Name	Credentials	Unduplicated Graduates
2	MSCC	13.1206	Teacher Education, Multiple Levels	13	13
2	MSCC	15.0613	Manufacturing Engineering Technology/Technician	16	16
2	MSCC	24.0101	Liberal Arts and Sciences/Liberal Studies	81	81
2	MSCC	30.9999	Multi-/Interdisciplinary Studies, Other	3	3
2	MSCC	47.0104	Computer Installation and Repair Technology/Technician	17	17
2	MSCC	47.0605	Diesel Mechanics Technology/Technician	2	2
2	MSCC	47.0607	Airframe Mechanics and Aircraft Maintenance Technology/Technician	32	32
2	MSCC	47.0613	Medium/Heavy Vehicle and Truck Technology/Technician	16	16
2	MSCC	48.0501	Machine Tool Technology/Machinist	4	4
2	MSCC	48.0503	Machine Shop Technology/Assistant	8	8
2	MSCC	48.0508	Welding Technology/Welder	8	8
2	MSCC	51.0801	Medical/Clinical Assistant	9	9
2	MSCC	51.0805	Pharmacy Technician/Assistant	7	7
2	MSCC	51.1009	Phlebotomy Technician/Phlebotomist	1	1
2	MSCC	51.3902	Nursing Assistant/Aide and Patient Care Assistant/Aide	24	24
2	MSCC	52.0408	General Office Occupations and Clerical Services	3	3
2	MSCC	52.1299	Management Information Systems and Services, Other	20	20
2	NAC	11.0101	Computer and Information Sciences, General	20	19
2	NAC	11.0201	Computer Programming/Programmer, General	2	2
2	NAC	11.0901	Computer Systems Networking and Telecommunications	4	4
2	NAC	13.1206	Teacher Education, Multiple Levels	16	16
2	NAC	15.0303	Electrical, Electronic and Communications Engineering Technology/Technician	17	13
2	NAC	15.0401	Biomedical Technology/Technician	4	4
2	NAC	15.1301	Drafting and Design Technology/Technician, General	5	5
2	NAC	15.1302	CAD/CADD Drafting and/or Design Technology/Technician	4	4
2	NAC	24.0101	Liberal Arts and Sciences/Liberal Studies	171	162
2	NAC	24.0102	General Studies	9	9
2	NAC	30.9999	Multi-/Interdisciplinary Studies, Other	5	5
2	NAC	46.0000	CONSTRUCTION TRADES	11	9
2	NAC	46.0201	Carpentry/Carpenter	3	3
2	NAC	47.0201	Heating, Air Conditioning, Ventilation and Refrigeration Maintenance Technology/Technician	20	19
2	NAC	47.0603	Autobody/Collision and Repair Technology/Technician	26	16
2	NAC	47.0604	Automobile/Automotive Mechanics Technology/Technician	24	22
2	NAC	48.0508	Welding Technology/Welder	33	26
2	NAC	49.0202	Construction/Heavy Equipment/Earthmoving Equipment Operation	16	14
2	NAC	49.0205	Truck and Bus Driver/Commercial Vehicle Operator and Instructor	32	32
2	NAC	51.0000	HEALTH PROFESSIONS AND RELATED PROGRAMS	68	68
2	NAC	51.0707	Health Information/Medical Records Technology/Technician	8	8
2	NAC	51.0708	Medical Transcription/Transcriptionist	1	1
2	NAC	51.0904	Emergency Medical Technology/Technician (EMT Paramedic)	5	5
2	NAC	51.0907	Medical Radiologic Technology/Science - Radiation Therapist	20	20
2	NAC	51.0909	Surgical Technology/Technologist	6	6
2	NAC	51.1004	Clinical/Medical Laboratory Technician	8	8
2	NAC	51.1009	Phlebotomy Technician/Phlebotomist	9	9
2	NAC	51.3801	Registered Nursing/Registered Nurse	41	41
2	NAC	51.3901	Licensed Practical/Vocational Nurse Training	34	34
2	NAC	51.3902	Nursing Assistant/Aide and Patient Care Assistant/Aide	1	1
2	NAC	52.0101	Business/Commerce, General	36	36
2	NAC	52.0301	Accounting	8	8
2	NAC	52.0401	Administrative Assistant and Secretarial Science, General	7	7
2	NPCC	11.0101	Computer and Information Sciences, General	6	4
2	NPCC	11.0801	Web Page, Digital/Multimedia and Information Resources Design	2	2
2	NPCC	11.0901	Computer Systems Networking and Telecommunications	3	3
2	NPCC	13.1206	Teacher Education, Multiple Levels	37	37
2	NPCC	19.0708	Child Care and Support Services Management	8	8
2	NPCC	19.0709	Child Care Provider/Assistant	6	6
2	NPCC	22.0301	Legal Administrative Assistant/Secretary	1	1
2	NPCC	22.0302	Legal Assistant/Paralegal	2	2
2	NPCC	24.0101	Liberal Arts and Sciences/Liberal Studies	50	50
2	NPCC	24.0102	General Studies	214	191
2	NPCC	30.9999	Multi-/Interdisciplinary Studies, Other	6	6
2	NPCC	31.0101	Parks, Recreation and Leisure Studies	1	1
2	NPCC	43.0107	Criminal Justice/Police Science	24	24
2	NPCC	43.9999	Homeland Security, Law Enforcement, Firefighting and Related Protective Services, Other	1	1
2	NPCC	46.0201	Carpentry/Carpenter	6	6
2	NPCC	47.0201	Heating, Air Conditioning, Ventilation and Refrigeration Maintenance Technology/Technician	11	11
2	NPCC	47.0604	Automobile/Automotive Mechanics Technology/Technician	15	15
2	NPCC	47.0616	Marine Maintenance/Fitter and Ship Repair Technology/Technician	9	9
2	NPCC	48.0508	Welding Technology/Welder	7	7
2	NPCC	50.0402	Commercial and Advertising Art	11	11
2	NPCC	51.0000	HEALTH PROFESSIONS AND RELATED PROGRAMS	36	36
2	NPCC	51.0707	Health Information/Medical Records Technology/Technician	17	14
2	NPCC	51.0708	Medical Transcription/Transcriptionist	3	3
2	NPCC	51.0716	Medical Administrative/Executive Assistant and Medical Secretary	3	3
2	NPCC	51.0904	Emergency Medical Technology/Technician (EMT Paramedic)	18	18
2	NPCC	51.0907	Medical Radiologic Technology/Science - Radiation Therapist	13	13
2	NPCC	51.1004	Clinical/Medical Laboratory Technician	6	6

Inst. Type	Institution	CIP Code	CIP Code Name	Credentials	Unduplicated Graduates
2	NPCC	51.1009	Phlebotomy Technician/Phlebotomist	1	1
2	NPCC	51.3801	Registered Nursing/Registered Nurse	75	75
2	NPCC	51.3901	Licensed Practical/Vocational Nurse Training	19	19
2	NPCC	52.0101	Business/Commerce, General	2	2
2	NPCC	52.0204	Office Management and Supervision	5	5
2	NPCC	52.0302	Accounting Technology/Technician and Bookkeeping	8	6
2	NPCC	52.0401	Administrative Assistant and Secretarial Science, General	6	6
2	NPCC	52.0408	General Office Occupations and Clerical Services	9	9
2	NPCC	52.0803	Banking and Financial Support Services	3	3
2	NPCC	52.0901	Hospitality Administration/Management, General	16	8
2	NPCC	52.1201	Management Information Systems, General	7	7
2	NWACC	01.0000	AGRICULTURE, AGRICULTURE OPERATIONS, AND RELATED SCIENCES	1	1
2	NWACC	03.0104	Environmental Science	2	2
2	NWACC	11.0101	Computer and Information Sciences, General	41	27
2	NWACC	12.0501	Baking and Pastry Arts/Baker/Pastry Chef	3	3
2	NWACC	12.0503	Culinary Arts/Chef Training	16	10
2	NWACC	13.1206	Teacher Education, Multiple Levels	16	16
2	NWACC	13.1210	Early Childhood Education and Teaching	4	4
2	NWACC	13.1501	Teacher Assistant/Aide	3	3
2	NWACC	15.0303	Electrical, Electronic and Communications Engineering Technology/Technician	2	2
2	NWACC	15.0507	Environmental Engineering Technology/Environmental Technology	9	8
2	NWACC	15.1301	Drafting and Design Technology/Technician, General	8	6
2	NWACC	19.0706	Child Development	5	5
2	NWACC	22.0302	Legal Assistant/Paralegal	15	15
2	NWACC	24.0101	Liberal Arts and Sciences/Liberal Studies	468	430
2	NWACC	24.0102	General Studies	34	34
2	NWACC	43.0104	Criminal Justice/Safety Studies	19	19
2	NWACC	43.0106	Forensic Science and Technology	1	1
2	NWACC	43.0107	Criminal Justice/Police Science	47	31
2	NWACC	43.0199	Corrections and Criminal Justice, Other	4	4
2	NWACC	43.0202	Fire Services Administration	9	9
2	NWACC	43.9999	Homeland Security, Law Enforcement, Firefighting and Related Protective Services, Other	5	4
2	NWACC	50.0402	Commercial and Advertising Art	17	17
2	NWACC	50.0409	Graphic Design	19	17
2	NWACC	51.0000	HEALTH PROFESSIONS AND RELATED PROGRAMS	70	70
2	NWACC	51.0601	Dental Assisting/Assistant	14	14
2	NWACC	51.0904	Emergency Medical Technology/Technician (EMT Paramedic)	64	62
2	NWACC	51.0908	Respiratory Care Therapy/Therapist	18	18
2	NWACC	51.3801	Registered Nursing/Registered Nurse	71	71
2	NWACC	52.0101	Business/Commerce, General	73	72
2	NWACC	52.0201	Business Administration and Management, General	30	30
2	NWACC	52.0203	Logistics, Materials, and Supply Chain Management	1	1
2	NWACC	52.0302	Accounting Technology/Technician and Bookkeeping	1	1
2	NWACC	52.0901	Hospitality Administration/Management, General	7	7
2	NWACC	52.1803	Retailing and Retail Operations	13	13
2	OZC	12.0503	Culinary Arts/Chef Training	1	1
2	OZC	12.0599	Culinary Arts and Related Services, Other	8	8
2	OZC	13.1206	Teacher Education, Multiple Levels	29	29
2	OZC	19.0706	Child Development	12	11
2	OZC	24.0101	Liberal Arts and Sciences/Liberal Studies	82	81
2	OZC	30.9999	Multi-/Interdisciplinary Studies, Other	17	17
2	OZC	43.0104	Criminal Justice/Safety Studies	1	1
2	OZC	44.0000	PUBLIC ADMINISTRATION AND SOCIAL SERVICE PROFESSIONS	4	4
2	OZC	47.0604	Automobile/Automotive Mechanics Technology/Technician	9	8
2	OZC	51.0000	HEALTH PROFESSIONS AND RELATED PROGRAMS	2	2
2	OZC	51.0705	Medical Office Management/Administration	6	6
2	OZC	51.0707	Health Information/Medical Records Technology/Technician	15	15
2	OZC	51.0904	Emergency Medical Technology/Technician (EMT Paramedic)	13	13
2	OZC	51.3801	Registered Nursing/Registered Nurse	35	35
2	OZC	51.3901	Licensed Practical/Vocational Nurse Training	66	66
2	OZC	51.3902	Nursing Assistant/Aide and Patient Care Assistant/Aide	66	66
2	OZC	52.0101	Business/Commerce, General	5	5
2	OZC	52.0302	Accounting Technology/Technician and Bookkeeping	5	5
2	OZC	52.0401	Administrative Assistant and Secretarial Science, General	17	17
2	OZC	52.0407	Business/Office Automation/Technology/Data Entry	2	2
2	OZC	52.0803	Banking and Financial Support Services	2	2
2	OZC	52.9999	Business, Management, Marketing, and Related Support Services, Other	6	6
2	PCCUA	01.0205	Agricultural Mechanics and Equipment/Machine Technology	2	2
2	PCCUA	01.0601	Applied Horticulture/Horticulture Operations, General	1	1
2	PCCUA	10.0305	Graphic and Printing Equipment Operator, General Production	5	3
2	PCCUA	10.0306	Platemaker/Imager	6	6
2	PCCUA	11.0901	Computer Systems Networking and Telecommunications	4	2
2	PCCUA	12.0401	Cosmetology/Cosmetologist, General	12	12
2	PCCUA	12.0406	Make-Up Artist/Specialist	2	2
2	PCCUA	13.1210	Early Childhood Education and Teaching	24	18
2	PCCUA	15.0613	Manufacturing Engineering Technology/Technician	19	10
2	PCCUA	19.0709	Child Care Provider/Assistant	9	9

Inst. Type	Institution	CIP Code	CIP Code Name	Credentials	Unduplicated Graduates
2	PCCUA	24.0101	Liberal Arts and Sciences/Liberal Studies	48	48
2	PCCUA	43.0103	Criminal Justice/Law Enforcement Administration	9	9
2	PCCUA	44.0701	Social Work	7	6
2	PCCUA	48.0508	Welding Technology/Welder	43	22
2	PCCUA	51.0000	HEALTH PROFESSIONS AND RELATED PROGRAMS	15	15
2	PCCUA	51.0707	Health Information/Medical Records Technology/Technician	5	5
2	PCCUA	51.1004	Clinical/Medical Laboratory Technician	5	5
2	PCCUA	51.1009	Phlebotomy Technician/Phlebotomist	14	14
2	PCCUA	51.3801	Registered Nursing/Registered Nurse	17	17
2	PCCUA	51.3901	Licensed Practical/Vocational Nurse Training	14	14
2	PCCUA	51.3902	Nursing Assistant/Aide and Patient Care Assistant/Aide	1	1
2	PCCUA	52.0201	Business Administration and Management, General	3	3
2	PCCUA	52.0401	Administrative Assistant and Secretarial Science, General	10	10
2	PCCUA	52.1201	Management Information Systems, General	6	6
2	PCCUA	52.1801	Sales, Distribution, and Marketing Operations, General	8	8
2	PTC	12.0401	Cosmetology/Cosmetologist, General	6	6
2	PTC	12.0410	Nail Technician/Specialist and Manicurist	6	6
2	PTC	12.0413	Cosmetology, Barber/Styling, and Nail Instructor	2	2
2	PTC	12.0501	Baking and Pastry Arts/Baker/Pastry Chef	8	8
2	PTC	12.0503	Culinary Arts/Chef Training	36	20
2	PTC	12.0599	Culinary Arts and Related Services, Other	3	3
2	PTC	13.1206	Teacher Education, Multiple Levels	23	23
2	PTC	15.0507	Environmental Engineering Technology/Environmental Technology	1	1
2	PTC	15.0612	Industrial Technology/Technician	2	2
2	PTC	15.0613	Manufacturing Engineering Technology/Technician	1	1
2	PTC	15.1202	Computer Technology/Computer Systems Technology	4	4
2	PTC	15.1301	Drafting and Design Technology/Technician, General	12	10
2	PTC	19.0706	Child Development	59	50
2	PTC	22.0301	Legal Administrative Assistant/Secretary	6	6
2	PTC	22.0302	Legal Assistant/Paralegal	9	9
2	PTC	24.0101	Liberal Arts and Sciences/Liberal Studies	1,328	835
2	PTC	24.0102	General Studies	43	43
2	PTC	29.9999	Military Technologies and Applied Sciences, Other	14	14
2	PTC	30.9999	Multi-/Interdisciplinary Studies, Other	4	4
2	PTC	46.9999	Construction Trades, Other	5	5
2	PTC	47.0201	Heating, Air Conditioning, Ventilation and Refrigeration Maintenance Technology/Technician	15	13
2	PTC	47.0603	Autobody/Collision and Repair Technology/Technician	30	30
2	PTC	47.0604	Automobile/Automotive Mechanics Technology/Technician	14	14
2	PTC	47.0605	Diesel Mechanics Technology/Technician	27	27
2	PTC	47.0606	Small Engine Mechanics and Repair Technology/Technician	22	22
2	PTC	47.0607	Airframe Mechanics and Aircraft Maintenance Technology/Technician	14	14
2	PTC	47.0608	Aircraft Powerplant Technology/Technician	31	27
2	PTC	47.0699	Vehicle Maintenance and Repair Technologies, Other	9	9
2	PTC	48.0501	Machine Tool Technology/Machinist	2	2
2	PTC	48.0508	Welding Technology/Welder	40	34
2	PTC	49.0102	Airline/Commercial/Professional Pilot and Flight Crew	1	1
2	PTC	49.0205	Truck and Bus Driver/Commercial Vehicle Operator and Instructor	23	23
2	PTC	51.0000	HEALTH PROFESSIONS AND RELATED PROGRAMS	5	5
2	PTC	51.0601	Dental Assisting/Assistant	21	21
2	PTC	51.0708	Medical Transcription/Transcriptionist	32	32
2	PTC	51.0803	Occupational Therapist Assistant	17	17
2	PTC	51.0908	Respiratory Care Therapy/Therapist	21	21
2	PTC	51.3901	Licensed Practical/Vocational Nurse Training	30	30
2	PTC	52.0101	Business/Commerce, General	11	11
2	PTC	52.0301	Accounting	26	26
2	PTC	52.0302	Accounting Technology/Technician and Bookkeeping	35	35
2	PTC	52.0408	General Office Occupations and Clerical Services	52	33
2	PTC	52.0499	Business Operations Support and Secretarial Services, Other	57	57
2	PTC	52.0701	Entrepreneurship/Entrepreneurial Studies	3	3
2	PTC	52.0901	Hospitality Administration/Management, General	5	5
2	PTC	52.1201	Management Information Systems, General	174	124
2	RMCC	11.0401	Information Science/Studies	2	2
2	RMCC	11.1003	Computer and Information Systems Security/Information Assurance	1	1
2	RMCC	12.0500	Culinary Arts and Related Services	4	4
2	RMCC	13.1206	Teacher Education, Multiple Levels	5	5
2	RMCC	24.0101	Liberal Arts and Sciences/Liberal Studies	46	46
2	RMCC	24.0102	General Studies	12	12
2	RMCC	30.9999	Multi-/Interdisciplinary Studies, Other	39	39
2	RMCC	47.0609	Avionics Maintenance Technology/Technician	22	11
2	RMCC	48.0503	Machine Shop Technology/Assistant	10	10
2	RMCC	51.0904	Emergency Medical Technology/Technician (EMT Paramedic)	17	17
2	RMCC	51.3801	Registered Nursing/Registered Nurse	9	9
2	RMCC	51.3901	Licensed Practical/Vocational Nurse Training	29	29
2	RMCC	51.3902	Nursing Assistant/Aide and Patient Care Assistant/Aide	41	41
2	RMCC	52.0401	Administrative Assistant and Secretarial Science, General	5	5
2	RMCC	52.0407	Business/Office Automation/Technology/Data Entry	2	2
2	RMCC	52.1201	Management Information Systems, General	6	6

Inst. Type	Institution	CIP Code	CIP Code Name	Credentials	Unduplicated Graduates
2	RMCC	52.1801	Sales, Distribution, and Marketing Operations, General	2	2
2	SACC	12.0401	Cosmetology/Cosmetologist, General	29	28
2	SACC	13.1206	Teacher Education, Multiple Levels	6	6
2	SACC	13.1210	Early Childhood Education and Teaching	19	16
2	SACC	24.0101	Liberal Arts and Sciences/Liberal Studies	65	65
2	SACC	24.0102	General Studies	46	46
2	SACC	30.9999	Multi-/Interdisciplinary Studies, Other	14	14
2	SACC	43.0107	Criminal Justice/Police Science	46	27
2	SACC	47.0104	Computer Installation and Repair Technology/Technician	1	1
2	SACC	47.0399	Heavy/Industrial Equipment Maintenance Technologies, Other	1	1
2	SACC	47.0604	Automobile/Automotive Mechanics Technology/Technician	27	23
2	SACC	48.0508	Welding Technology/Welder	85	47
2	SACC	51.0000	HEALTH PROFESSIONS AND RELATED PROGRAMS	15	15
2	SACC	51.0708	Medical Transcription/Transcriptionist	4	4
2	SACC	51.0713	Medical Insurance Coding Specialist/Coder	14	14
2	SACC	51.0803	Occupational Therapist Assistant	13	13
2	SACC	51.0806	Physical Therapy Technician/Assistant	17	17
2	SACC	51.0904	Emergency Medical Technology/Technician (EMT Paramedic)	24	24
2	SACC	51.0907	Medical Radiologic Technology/Science - Radiation Therapist	6	6
2	SACC	51.0908	Respiratory Care Therapy/Therapist	4	4
2	SACC	51.0909	Surgical Technology/Technologist	43	39
2	SACC	51.1009	Phlebotomy Technician/Phlebotomist	35	35
2	SACC	51.3801	Registered Nursing/Registered Nurse	19	19
2	SACC	51.3901	Licensed Practical/Vocational Nurse Training	46	46
2	SACC	51.3902	Nursing Assistant/Aide and Patient Care Assistant/Aide	28	28
2	SACC	52.0302	Accounting Technology/Technician and Bookkeeping	2	2
2	SACC	52.0401	Administrative Assistant and Secretarial Science, General	10	9
2	SACC	52.9999	Business, Management, Marketing, and Related Support Services, Other	12	11
2	SAUT	10.0202	Radio and Television Broadcasting Technology/Technician	3	3
2	SAUT	11.0101	Computer and Information Sciences, General	24	18
2	SAUT	11.0899	Computer Software and Media Applications, Other	14	14
2	SAUT	11.9999	Computer and Information Sciences and Support Services, Other	4	4
2	SAUT	12.0401	Cosmetology/Cosmetologist, General	29	29
2	SAUT	13.1206	Teacher Education, Multiple Levels	9	9
2	SAUT	15.0507	Environmental Engineering Technology/Environmental Technology	2	2
2	SAUT	15.0612	Industrial Technology/Technician	4	4
2	SAUT	15.0613	Manufacturing Engineering Technology/Technician	1	1
2	SAUT	15.0801	Aeronautical/Aerospace Engineering Technology/Technician	21	21
2	SAUT	15.1202	Computer Technology/Computer Systems Technology	4	4
2	SAUT	15.9999	Engineering Technologies and Engineering-Related Fields, Other	16	16
2	SAUT	19.0709	Child Care Provider/Assistant	13	13
2	SAUT	24.0101	Liberal Arts and Sciences/Liberal Studies	20	20
2	SAUT	24.0102	General Studies	28	28
2	SAUT	30.9999	Multi-/Interdisciplinary Studies, Other	23	23
2	SAUT	43.0103	Criminal Justice/Law Enforcement Administration	4	4
2	SAUT	43.0107	Criminal Justice/Police Science	140	140
2	SAUT	43.0202	Fire Services Administration	1	1
2	SAUT	43.0203	Fire Science/Fire-fighting	113	113
2	SAUT	47.0303	Industrial Mechanics and Maintenance Technology	7	7
2	SAUT	47.0604	Automobile/Automotive Mechanics Technology/Technician	6	6
2	SAUT	47.0607	Airframe Mechanics and Aircraft Maintenance Technology/Technician	12	12
2	SAUT	47.0608	Aircraft Powerplant Technology/Technician	22	20
2	SAUT	48.0508	Welding Technology/Welder	14	14
2	SAUT	50.0402	Commercial and Advertising Art	2	2
2	SAUT	50.0602	Cinematography and Film/Video Production	2	2
2	SAUT	51.0000	HEALTH PROFESSIONS AND RELATED PROGRAMS	41	41
2	SAUT	51.3901	Licensed Practical/Vocational Nurse Training	19	19
2	SAUT	51.3902	Nursing Assistant/Aide and Patient Care Assistant/Aide	120	120
2	SAUT	52.0201	Business Administration and Management, General	14	14
2	SAUT	52.0204	Office Management and Supervision	5	5
2	SAUT	52.0407	Business/Office Automation/Technology/Data Entry	5	5
2	SEAC	11.0901	Computer Systems Networking and Telecommunications	30	16
2	SEAC	15.1202	Computer Technology/Computer Systems Technology	14	14
2	SEAC	15.1301	Drafting and Design Technology/Technician, General	27	20
2	SEAC	19.0709	Child Care Provider/Assistant	23	18
2	SEAC	22.0302	Legal Assistant/Paralegal	2	2
2	SEAC	24.0101	Liberal Arts and Sciences/Liberal Studies	39	39
2	SEAC	24.0102	General Studies	11	11
2	SEAC	30.9999	Multi-/Interdisciplinary Studies, Other	2	2
2	SEAC	43.0104	Criminal Justice/Safety Studies	22	22
2	SEAC	43.0106	Forensic Science and Technology	1	1
2	SEAC	43.9999	Homeland Security, Law Enforcement, Firefighting and Related Protective Services, Other	1	1
2	SEAC	47.0105	Industrial Electronics Technology/Technician	4	2
2	SEAC	47.0201	Heating, Air Conditioning, Ventilation and Refrigeration Maintenance Technology/Technician	15	15
2	SEAC	47.0303	Industrial Mechanics and Maintenance Technology	6	3
2	SEAC	48.0508	Welding Technology/Welder	37	24
2	SEAC	51.0000	HEALTH PROFESSIONS AND RELATED PROGRAMS	109	109

Inst. Type	Institution	CIP Code	CIP Code Name	Credentials	Unduplicated Graduates
2	SEAC	51.0904	Emergency Medical Technology/Technician (EMT Paramedic)	19	18
2	SEAC	51.0907	Medical Radiologic Technology/Science - Radiation Therapist	11	11
2	SEAC	51.0908	Respiratory Care Therapy/Therapist	8	8
2	SEAC	51.0909	Surgical Technology/Technologist	8	8
2	SEAC	51.1009	Phlebotomy Technician/Phlebotomist	28	28
2	SEAC	51.3801	Registered Nursing/Registered Nurse	17	17
2	SEAC	51.3901	Licensed Practical/Vocational Nurse Training	29	29
2	SEAC	51.3902	Nursing Assistant/Aide and Patient Care Assistant/Aide	131	131
2	SEAC	52.0101	Business/Commerce, General	38	38
2	SEAC	52.0201	Business Administration and Management, General	20	20
2	SEAC	52.0302	Accounting Technology/Technician and Bookkeeping	35	35
2	SEAC	52.0401	Administrative Assistant and Secretarial Science, General	10	10
2	SEAC	52.1201	Management Information Systems, General	11	6
2	UACCB	13.1206	Teacher Education, Multiple Levels	3	3
2	UACCB	13.1210	Early Childhood Education and Teaching	43	33
2	UACCB	24.0101	Liberal Arts and Sciences/Liberal Studies	77	77
2	UACCB	43.0104	Criminal Justice/Safety Studies	6	6
2	UACCB	47.0101	Electrical/Electronics Equipment Installation and Repair, General	12	11
2	UACCB	47.0201	Heating, Air Conditioning, Ventilation and Refrigeration Maintenance Technology/Technician	4	4
2	UACCB	47.0608	Aircraft Powerplant Technology/Technician	5	3
2	UACCB	48.0508	Welding Technology/Welder	15	15
2	UACCB	51.0705	Medical Office Management/Administration	5	5
2	UACCB	51.0904	Emergency Medical Technology/Technician (EMT Paramedic)	25	23
2	UACCB	51.3801	Registered Nursing/Registered Nurse	70	70
2	UACCB	51.3901	Licensed Practical/Vocational Nurse Training	37	37
2	UACCB	51.3902	Nursing Assistant/Aide and Patient Care Assistant/Aide	126	126
2	UACCB	52.0101	Business/Commerce, General	39	33
2	UACCB	52.0301	Accounting	4	4
2	UACCB	52.0401	Administrative Assistant and Secretarial Science, General	1	1
2	UACCB	52.0801	Finance, General	2	2
2	UACCH	11.0101	Computer and Information Sciences, General	23	9
2	UACCH	12.0301	Funeral Service and Mortuary Science, General	8	8
2	UACCH	12.0302	Funeral Direction/Service	15	15
2	UACCH	13.1206	Teacher Education, Multiple Levels	5	5
2	UACCH	15.0303	Electrical, Electronic and Communications Engineering Technology/Technician	23	23
2	UACCH	19.0708	Child Care and Support Services Management	5	5
2	UACCH	19.0709	Child Care Provider/Assistant	29	29
2	UACCH	24.0101	Liberal Arts and Sciences/Liberal Studies	127	78
2	UACCH	24.0102	General Studies	22	22
2	UACCH	30.9999	Multi-/Interdisciplinary Studies, Other	2	2
2	UACCH	43.0107	Criminal Justice/Police Science	3	3
2	UACCH	47.0105	Industrial Electronics Technology/Technician	42	24
2	UACCH	47.0201	Heating, Air Conditioning, Ventilation and Refrigeration Maintenance Technology/Technician	18	13
2	UACCH	47.0303	Industrial Mechanics and Maintenance Technology	5	4
2	UACCH	47.0605	Diesel Mechanics Technology/Technician	7	6
2	UACCH	48.0508	Welding Technology/Welder	23	12
2	UACCH	51.0705	Medical Office Management/Administration	19	8
2	UACCH	51.0810	Emergency Care Attendant (EMT Ambulance)	9	9
2	UACCH	51.0908	Respiratory Care Therapy/Therapist	3	3
2	UACCH	51.3801	Registered Nursing/Registered Nurse	10	10
2	UACCH	51.3901	Licensed Practical/Vocational Nurse Training	34	34
2	UACCH	51.3902	Nursing Assistant/Aide and Patient Care Assistant/Aide	14	14
2	UACCH	52.0101	Business/Commerce, General	8	8
2	UACCH	52.0302	Accounting Technology/Technician and Bookkeeping	2	2
2	UACCH	52.0408	General Office Occupations and Clerical Services	7	7
2	UACCM	11.1002	System, Networking, and LAN/WAN Management/Manager	21	21
2	UACCM	13.1206	Teacher Education, Multiple Levels	9	9
2	UACCM	15.0903	Petroleum Technology/Technician	168	95
2	UACCM	15.1102	Surveying Technology/Surveying	25	13
2	UACCM	15.1202	Computer Technology/Computer Systems Technology	54	24
2	UACCM	15.1301	Drafting and Design Technology/Technician, General	13	8
2	UACCM	19.0706	Child Development	30	26
2	UACCM	24.0101	Liberal Arts and Sciences/Liberal Studies	194	178
2	UACCM	24.0102	General Studies	64	64
2	UACCM	47.0201	Heating, Air Conditioning, Ventilation and Refrigeration Maintenance Technology/Technician	10	8
2	UACCM	47.0603	Autobody/Collision and Repair Technology/Technician	16	10
2	UACCM	47.0604	Automobile/Automotive Mechanics Technology/Technician	17	11
2	UACCM	48.0508	Welding Technology/Welder	46	29
2	UACCM	50.0402	Commercial and Advertising Art	9	9
2	UACCM	51.0904	Emergency Medical Technology/Technician (EMT Paramedic)	7	7
2	UACCM	51.3104	Dietitian Assistant	4	4
2	UACCM	51.3801	Registered Nursing/Registered Nurse	29	29
2	UACCM	51.3901	Licensed Practical/Vocational Nurse Training	40	40
2	UACCM	51.3902	Nursing Assistant/Aide and Patient Care Assistant/Aide	100	100
2	UACCM	52.0101	Business/Commerce, General	53	43
P	ABC	05.0201	African-American/Black Studies	2	2
P	ABC	30.0000	MULTI/INTERDISCIPLINARY STUDIES	46	46

Inst. Type	Institution	CIP Code	CIP Code Name	Credentials	Unduplicated Graduates
P	ABC	38.0201	Religion/Religious Studies	4	4
P	ABC	43.0102	Corrections	4	4
P	ABC	44.0401	Public Administration	4	4
P	ABC	45.0101	Social Sciences, General	18	18
P	ABC	50.0702	Fine/Studio Arts, General	1	1
P	ABC	52.0201	Business Administration and Management, General	20	20
P	ABC	52.0301	Accounting	1	1
P	CBC	09.0400	Journalism	1	1
P	CBC	11.0301	Data Processing and Data Processing Technology/Technician	11	11
P	CBC	13.0101	Education, General	4	4
P	CBC	24.0101	Liberal Arts and Sciences/Liberal Studies	4	4
P	CBC	24.0102	General Studies	34	34
P	CBC	26.0101	Biology/Biological Sciences, General	3	3
P	CBC	29.9999	Military Technologies and Applied Sciences, Other	1	1
P	CBC	39.0201	Bible/Biblical Studies	20	20
P	CBC	39.0301	Missions/Missionary Studies and Missiology	2	2
P	CBC	42.0101	Psychology, General	6	6
P	CBC	42.9999	Psychology, Other	4	4
P	CBC	44.0701	Social Work	7	7
P	CBC	50.0901	Music, General	3	3
P	CBC	51.0000	HEALTH PROFESSIONS AND RELATED PROGRAMS	2	2
P	CBC	52.0201	Business Administration and Management, General	2	2
P	CBC	52.1003	Organizational Behavior Studies	19	19
P	CBC	52.9999	Business, Management, Marketing, and Related Support Services, Other	8	8
P	CRC	13.0101	Education, General	2	2
P	CRC	24.0102	General Studies	8	8
P	CRC	39.0201	Bible/Biblical Studies	6	6
P	CRC	52.0201	Business Administration and Management, General	5	5
P	HC	03.0103	Environmental Studies	11	11
P	HC	05.0102	American/United States Studies/Civilization	1	1
P	HC	11.0701	Computer Science	4	4
P	HC	13.1202	Elementary Education and Teaching	1	1
P	HC	16.0501	German Language and Literature	1	1
P	HC	16.0901	French Language and Literature	1	1
P	HC	16.0905	Spanish Language and Literature	3	3
P	HC	16.1200	Classics and Classical Languages, Literatures, and Linguistics	3	3
P	HC	23.0101	English Language and Literature, General	24	24
P	HC	26.0101	Biology/Biological Sciences, General	43	43
P	HC	26.0210	Biochemistry and Molecular Biology	17	17
P	HC	27.0101	Mathematics, General	2	2
P	HC	30.9999	Multi-/Interdisciplinary Studies, Other	15	15
P	HC	31.0505	Kinesiology and Exercise Science	3	3
P	HC	38.0101	Philosophy	7	7
P	HC	38.0201	Religion/Religious Studies	7	7
P	HC	38.9999	Philosophy and Religious Studies, Other	3	3
P	HC	40.0501	Chemistry, General	12	12
P	HC	40.0508	Chemical Physics	2	2
P	HC	40.0801	Physics, General	8	8
P	HC	42.0101	Psychology, General	33	33
P	HC	45.0201	Anthropology	12	12
P	HC	45.0601	Economics, General	22	22
P	HC	45.0901	International Relations and Affairs	15	15
P	HC	45.1001	Political Science and Government, General	3	3
P	HC	45.1101	Sociology	6	6
P	HC	50.0501	Drama and Dramatics/Theatre Arts, General	4	4
P	HC	50.0701	Art/Art Studies, General	9	9
P	HC	50.0901	Music, General	2	2
P	HC	51.0000	HEALTH PROFESSIONS AND RELATED PROGRAMS	16	16
P	HC	52.0301	Accounting	17	17
P	HC	54.0101	History, General	12	12
P	HU	09.0401	Journalism	3	3
P	HU	09.0402	Broadcast Journalism	5	5
P	HU	09.0702	Digital Communication and Media/Multimedia	7	7
P	HU	09.0902	Public Relations/Image Management	10	10
P	HU	09.0903	Advertising	3	3
P	HU	11.0103	Information Technology	22	22
P	HU	11.0701	Computer Science	24	24
P	HU	11.0801	Web Page, Digital/Multimedia and Information Resources Design	1	1
P	HU	13.0101	Education, General	84	84
P	HU	13.0401	Educational Leadership and Administration, General	15	15
P	HU	13.1101	Counselor Education/School Counseling and Guidance Services	64	64
P	HU	13.1203	Junior High/Intermediate/Middle School Education and Teaching	20	20
P	HU	13.1205	Secondary Education and Teaching	8	8
P	HU	13.1206	Teacher Education, Multiple Levels	17	17
P	HU	13.1210	Early Childhood Education and Teaching	55	55
P	HU	13.1302	Art Teacher Education	1	1
P	HU	13.1305	English/Language Arts Teacher Education	10	10

Inst. Type	Institution	CIP Code	CIP Code Name	Credentials	Unduplicated Graduates
P	HU	13.1307	Health Teacher Education	5	5
P	HU	13.1311	Mathematics Teacher Education	3	3
P	HU	13.1312	Music Teacher Education	3	3
P	HU	13.1316	Science Teacher Education/General Science Teacher Education	2	2
P	HU	13.1318	Social Studies Teacher Education	9	9
P	HU	13.1325	French Language Teacher Education	1	1
P	HU	13.1330	Spanish Language Teacher Education	3	3
P	HU	13.1331	Speech Teacher Education	1	1
P	HU	14.0901	Computer Engineering, General	4	4
P	HU	14.1001	Electrical and Electronics Engineering	5	5
P	HU	14.1901	Mechanical Engineering	8	8
P	HU	16.0901	French Language and Literature	1	1
P	HU	16.0905	Spanish Language and Literature	6	6
P	HU	19.0101	Family and Consumer Sciences/Human Sciences, General	2	2
P	HU	19.0601	Housing and Human Environments, General	1	1
P	HU	19.0706	Child Development	4	4
P	HU	19.0799	Human Development, Family Studies, and Related Services, Other	7	7
P	HU	23.0101	English Language and Literature, General	15	15
P	HU	24.0102	General Studies	75	75
P	HU	24.0103	Humanities/Humanistic Studies	1	1
P	HU	26.0101	Biology/Biological Sciences, General	17	17
P	HU	26.0202	Biochemistry	2	2
P	HU	26.0210	Biochemistry and Molecular Biology	25	25
P	HU	27.0101	Mathematics, General	2	2
P	HU	30.0000	MULTI/INTERDISCIPLINARY STUDIES	2	2
P	HU	30.2001	International/Global Studies	3	3
P	HU	31.0504	Sport and Fitness Administration/Management	3	3
P	HU	31.0505	Kinesiology and Exercise Science	42	42
P	HU	39.0201	Bible/Biblical Studies	34	34
P	HU	39.0301	Missions/Missionary Studies and Missiology	2	2
P	HU	39.0601	Theology/Theological Studies	8	8
P	HU	39.0602	Divinity/Ministry	9	9
P	HU	39.0701	Pastoral Studies/Counseling	8	8
P	HU	39.0702	Youth Ministry	11	11
P	HU	40.0501	Chemistry, General	3	3
P	HU	40.0801	Physics, General	1	1
P	HU	42.0101	Psychology, General	53	53
P	HU	43.0199	Corrections and Criminal Justice, Other	13	13
P	HU	44.0401	Public Administration	5	5
P	HU	44.0701	Social Work	21	21
P	HU	45.0101	Social Sciences, General	5	5
P	HU	45.0601	Economics, General	5	5
P	HU	45.1001	Political Science and Government, General	8	8
P	HU	50.0408	Interior Design	5	5
P	HU	50.0409	Graphic Design	13	13
P	HU	50.0501	Drama and Dramatics/Theatre Arts, General	6	6
P	HU	50.0702	Fine/Studio Arts, General	6	6
P	HU	50.0708	Painting	4	4
P	HU	50.0901	Music, General	4	4
P	HU	51.0201	Communication Sciences and Disorders, General	38	38
P	HU	51.0701	Health/Health Care Administration/Management	8	8
P	HU	51.0912	Physician Assistant	30	30
P	HU	51.0913	Athletic Training/Trainer	9	9
P	HU	51.1005	Clinical Laboratory Science/Medical Technology/Technologist	2	2
P	HU	51.2001	Pharmacy	55	55
P	HU	51.2301	Art Therapy/Therapist	3	3
P	HU	51.3101	Dietetics/Dietitian	10	10
P	HU	51.3801	Registered Nursing/Registered Nurse	41	41
P	HU	52.0201	Business Administration and Management, General	129	129
P	HU	52.0301	Accounting	36	36
P	HU	52.0501	Business/Corporate Communications	3	3
P	HU	52.0801	Finance, General	13	13
P	HU	52.1001	Human Resources Management/Personnel Administration, General	5	5
P	HU	52.1101	International Business/Trade/Commerce	14	14
P	HU	52.1401	Marketing/Marketing Management, General	18	18
P	HU	52.1801	Sales, Distribution, and Marketing Operations, General	2	2
P	HU	52.1902	Fashion Merchandising	5	5
P	HU	54.0101	History, General	18	18
P	JBU	09.0101	Speech Communication and Rhetoric	5	5
P	JBU	09.0401	Journalism	7	7
P	JBU	09.0701	Radio and Television	1	1
P	JBU	09.0702	Digital Communication and Media/Multimedia	16	16
P	JBU	09.0902	Public Relations/Image Management	1	1
P	JBU	13.0406	Higher Education/Higher Education Administration	7	7
P	JBU	13.1101	Counselor Education/School Counseling and Guidance Services	1	1
P	JBU	13.1210	Early Childhood Education and Teaching	33	33
P	JBU	13.1305	English/Language Arts Teacher Education	2	2

Inst. Type	Institution	CIP Code	CIP Code Name	Credentials	Unduplicated Graduates
P	JBU	13.1312	Music Teacher Education	2	2
P	JBU	13.1318	Social Studies Teacher Education	3	3
P	JBU	14.0101	Engineering, General	15	15
P	JBU	15.0403	Electromechanical Technology/Electromechanical Engineering Technology	1	1
P	JBU	16.0905	Spanish Language and Literature	2	2
P	JBU	19.0707	Family and Community Services	21	21
P	JBU	23.0101	English Language and Literature, General	6	6
P	JBU	24.0102	General Studies	1	1
P	JBU	26.0101	Biology/Biological Sciences, General	17	17
P	JBU	26.0202	Biochemistry	3	3
P	JBU	30.2001	International/Global Studies	6	6
P	JBU	30.9999	Multi-/Interdisciplinary Studies, Other	3	3
P	JBU	31.0505	Kinesiology and Exercise Science	5	5
P	JBU	31.0599	Health and Physical Education/Fitness, Other	1	1
P	JBU	39.0501	Religious/Sacred Music	2	2
P	JBU	39.0601	Theology/Theological Studies	8	8
P	JBU	39.0699	Theological and Ministerial Studies, Other	17	17
P	JBU	39.0702	Youth Ministry	3	3
P	JBU	39.0799	Pastoral Counseling and Specialized Ministries, Other	9	9
P	JBU	40.0501	Chemistry, General	1	1
P	JBU	42.0101	Psychology, General	13	13
P	JBU	45.1001	Political Science and Government, General	2	2
P	JBU	50.0409	Graphic Design	31	31
P	JBU	50.0410	Illustration	10	10
P	JBU	50.0605	Photography	10	10
P	JBU	50.0901	Music, General	3	3
P	JBU	51.1505	Marriage and Family Therapy/Counseling	18	18
P	JBU	51.1508	Mental Health Counseling/Counselor	1	1
P	JBU	52.0201	Business Administration and Management, General	13	13
P	JBU	52.0299	Business Administration, Management and Operations, Other	264	264
P	JBU	52.0301	Accounting	7	7
P	JBU	52.1003	Organizational Behavior Studies	5	5
P	JBU	52.1101	International Business/Trade/Commerce	11	11
P	JBU	52.1201	Management Information Systems, General	1	1
P	JBU	52.1401	Marketing/Marketing Management, General	8	8
P	JBU	52.2001	Construction Management	9	9
P	JBU	54.0101	History, General	4	4
P	LC	11.0701	Computer Science	4	4
P	LC	16.0901	French Language and Literature	2	2
P	LC	23.0101	English Language and Literature, General	11	11
P	LC	26.0101	Biology/Biological Sciences, General	13	13
P	LC	27.0101	Mathematics, General	10	10
P	LC	38.9999	Philosophy and Religious Studies, Other	2	2
P	LC	42.0101	Psychology, General	25	25
P	LC	45.0201	Anthropology	3	3
P	LC	45.0601	Economics, General	1	1
P	LC	45.1001	Political Science and Government, General	3	3
P	LC	50.0702	Fine/Studio Arts, General	4	4
P	LC	52.0201	Business Administration and Management, General	6	6
P	LC	52.0301	Accounting	3	3
P	LC	52.0801	Finance, General	2	2
P	LC	52.1001	Human Resources Management/Personnel Administration, General	1	1
P	LC	54.0101	History, General	8	8
P	OBU	09.0101	Speech Communication and Rhetoric	2	2
P	OBU	09.0102	Mass Communication/Media Studies	14	14
P	OBU	11.0701	Computer Science	3	3
P	OBU	13.1203	Junior High/Intermediate/Middle School Education and Teaching	1	1
P	OBU	13.1210	Early Childhood Education and Teaching	11	11
P	OBU	13.1312	Music Teacher Education	13	13
P	OBU	13.1314	Physical Education Teaching and Coaching	3	3
P	OBU	13.1318	Social Studies Teacher Education	1	1
P	OBU	14.0903	Computer Software Engineering	1	1
P	OBU	16.0402	Russian Language and Literature	1	1
P	OBU	16.0901	French Language and Literature	1	1
P	OBU	16.0905	Spanish Language and Literature	1	1
P	OBU	16.1103	Ancient Near Eastern and Biblical Languages, Literatures, and Linguistics	1	1
P	OBU	23.0101	English Language and Literature, General	12	12
P	OBU	26.0101	Biology/Biological Sciences, General	32	32
P	OBU	27.0101	Mathematics, General	4	4
P	OBU	31.0501	Health and Physical Education/Fitness, General	16	16
P	OBU	31.9999	Parks, Recreation, Leisure, and Fitness Studies, Other	1	1
P	OBU	39.0201	Bible/Biblical Studies	25	25
P	OBU	39.0301	Missions/Missionary Studies and Missiology	9	9
P	OBU	39.0501	Religious/Sacred Music	2	2
P	OBU	39.0799	Pastoral Counseling and Specialized Ministries, Other	7	7
P	OBU	39.9999	Theology and Religious Vocations, Other	1	1
P	OBU	40.0501	Chemistry, General	8	8

Inst. Type	Institution	CIP Code	CIP Code Name	Credentials	Unduplicated Graduates
P	OBU	40.0599	Chemistry, Other	2	2
P	OBU	40.0801	Physics, General	4	4
P	OBU	42.0101	Psychology, General	19	19
P	OBU	45.1001	Political Science and Government, General	3	3
P	OBU	45.1101	Sociology	4	4
P	OBU	50.0409	Graphic Design	2	2
P	OBU	50.0501	Drama and Dramatics/Theatre Arts, General	6	6
P	OBU	50.0701	Art/Art Studies, General	3	3
P	OBU	50.0702	Fine/Studio Arts, General	1	1
P	OBU	50.0901	Music, General	4	4
P	OBU	50.0904	Music Theory and Composition	2	2
P	OBU	50.0907	Keyboard Instruments	1	1
P	OBU	50.0908	Voice and Opera	1	1
P	OBU	51.0201	Communication Sciences and Disorders, General	10	10
P	OBU	51.0913	Athletic Training/Trainer	7	7
P	OBU	51.3101	Dietetics/Dietitian	11	11
P	OBU	52.0201	Business Administration and Management, General	33	33
P	OBU	52.0301	Accounting	16	16
P	OBU	54.0101	History, General	15	15
P	PSC	11.0701	Computer Science	5	5
P	PSC	13.1203	Junior High/Intermediate/Middle School Education and Teaching	2	2
P	PSC	13.1210	Early Childhood Education and Teaching	2	2
P	PSC	23.0101	English Language and Literature, General	7	7
P	PSC	26.0101	Biology/Biological Sciences, General	14	14
P	PSC	27.0101	Mathematics, General	3	3
P	PSC	30.0101	Biological and Physical Sciences	1	1
P	PSC	31.0501	Health and Physical Education/Fitness, General	10	10
P	PSC	38.0001	Philosophy and Religious Studies, General	2	2
P	PSC	40.0501	Chemistry, General	3	3
P	PSC	42.0101	Psychology, General	9	9
P	PSC	44.0701	Social Work	9	9
P	PSC	45.1001	Political Science and Government, General	5	5
P	PSC	45.1101	Sociology	7	7
P	PSC	50.0903	Music Performance, General	1	1
P	PSC	52.0201	Business Administration and Management, General	23	23
P	PSC	52.9999	Business, Management, Marketing, and Related Support Services, Other	15	15
P	UO	05.0000	AREA, ETHNIC, CULTURAL, GENDER, AND GROUP STUDIES	2	2
P	UO	09.0402	Broadcast Journalism	9	9
P	UO	09.0999	Public Relations, Advertising, and Applied Communication, Other	3	3
P	UO	13.1202	Elementary Education and Teaching	6	6
P	UO	13.1314	Physical Education Teaching and Coaching	12	12
P	UO	16.0905	Spanish Language and Literature	2	2
P	UO	23.0101	English Language and Literature, General	4	4
P	UO	24.0102	General Studies	4	4
P	UO	26.0101	Biology/Biological Sciences, General	14	14
P	UO	27.0101	Mathematics, General	3	3
P	UO	38.0101	Philosophy	2	2
P	UO	38.9999	Philosophy and Religious Studies, Other	1	1
P	UO	40.0501	Chemistry, General	3	3
P	UO	45.0601	Economics, General	3	3
P	UO	45.1001	Political Science and Government, General	4	4
P	UO	45.1101	Sociology	2	2
P	UO	50.0702	Fine/Studio Arts, General	3	3
P	UO	52.0201	Business Administration and Management, General	11	11
P	UO	52.0301	Accounting	9	9
P	UO	52.1401	Marketing/Marketing Management, General	9	9
P	WBC	13.1202	Elementary Education and Teaching	13	13
P	WBC	13.1203	Junior High/Intermediate/Middle School Education and Teaching	7	7
P	WBC	13.1305	English/Language Arts Teacher Education	2	2
P	WBC	13.1312	Music Teacher Education	3	3
P	WBC	13.1314	Physical Education Teaching and Coaching	13	13
P	WBC	13.1328	History Teacher Education	2	2
P	WBC	23.0101	English Language and Literature, General	2	2
P	WBC	24.0101	Liberal Arts and Sciences/Liberal Studies	9	9
P	WBC	26.0101	Biology/Biological Sciences, General	6	6
P	WBC	39.0201	Bible/Biblical Studies	16	16
P	WBC	42.0101	Psychology, General	19	19
P	WBC	50.0999	Music, Other	2	2
P	WBC	52.0201	Business Administration and Management, General	7	7
				38,112	36,387

ANNUAL REPORT ON STUDENT RETENTION AND GRADUATION

The following attachments are included in this report.

Attachment 2-A	Fall-to-Fall Retention Rates for Cohort Students and Remediated Students
Attachment 2-B	Graduation and Success Rates for 4-Year Universities
Attachment 2-C	Graduation and Success Rates for 2-Year Colleges
Attachment 2-D	Graduation and Success Rates for 4-Year Universities SORTED BY INSTITUTION
Attachment 2-E	Graduation and Success Rates for 2-Year Colleges SORTED BY INSTITUTION
Attachment 2-F	Graduation and Success Rates for 4-Year Universities BY GENDER
Attachment 2-G	Graduation and Success Rates for 2-Year Colleges BY GENDER
Attachment 2-H	Graduation and Success Rates for 4-Year Universities BY RACE
Attachment 2-I	Graduation and Success Rates for 2-Year Colleges BY RACE
Attachment 2-J	Graduation and Success Rates for 4-Year Universities BY AGE
Attachment 2-K	Graduation and Success Rates for 2-Year Colleges BY AGE
Attachment 2-L	Graduation and Success Rates for Remediated Students: 4- Year Universities
Attachment 2-M	Graduation and Success Rates for Remediated Students: 2- Year Colleges

Statewide retention and graduation information for students entering Arkansas public higher education is presented in this report for both the state and public institutions. ADHE's Student Information System (SIS) enables multi-year student retention and graduation tracking in compliance with Student-Right-to-Know legislation as well as Act 267 of 1989. SIS tracks student enrollments and completions for multiple years at their originating or native campus, as well as in other public and independent institutions within the state.

Methodology

Retention and graduation rates are based on enrollment and completion activities for cohorts of first-time, full-time, degree- or certificate-seeking students who began in fall semesters. The retention calculations herein are based on fall-to-fall comparisons of the students in the cohort. The graduation rates reported herein have been re-designed in keeping with the graduation rate calculation as

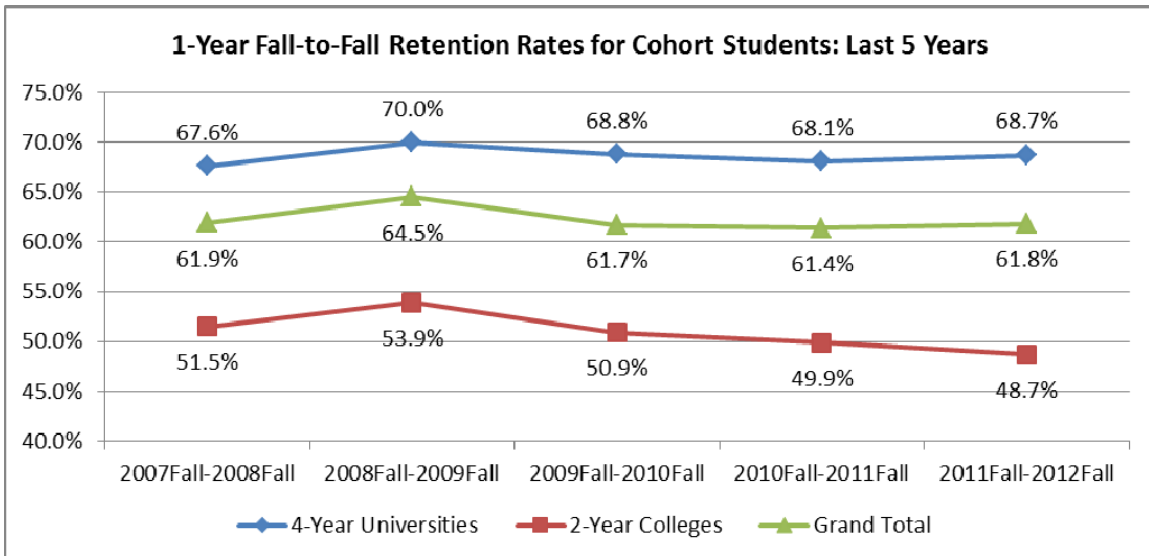
defined by IPEDS (Integrated Postsecondary Education Data System). The ADHE methodology focuses on the 150 percent time frame for completion, therefore, university rates are reviewed for a 6-year period whereas the rates for 2-year colleges are reviewed for a 3-year period.

RETENTION RATES

Statewide Retention

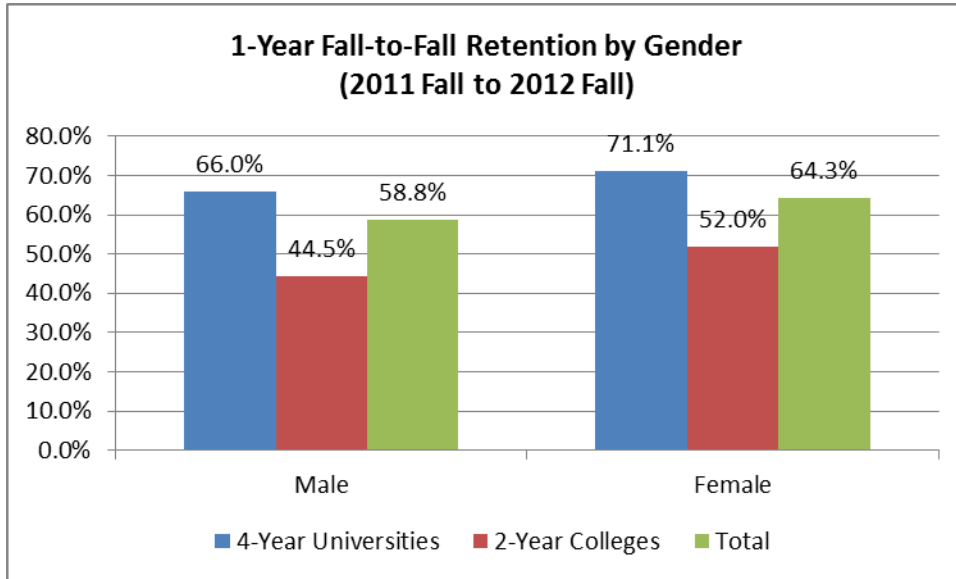
Attachment 2-A presents a summary fall-to-fall retention rates for each of the entering cohorts in 2006 Fall, 2007 Fall, 2008 Fall, 2009 Fall, and 2010 Fall for both cohort and remediated students.

The following represents the one-year retention rates for these five cohorts. The cohort of students is defined as students that are first-time entering, full-time, and seeking a degree or certificate. (This is the same as the IPEDS cohort.)

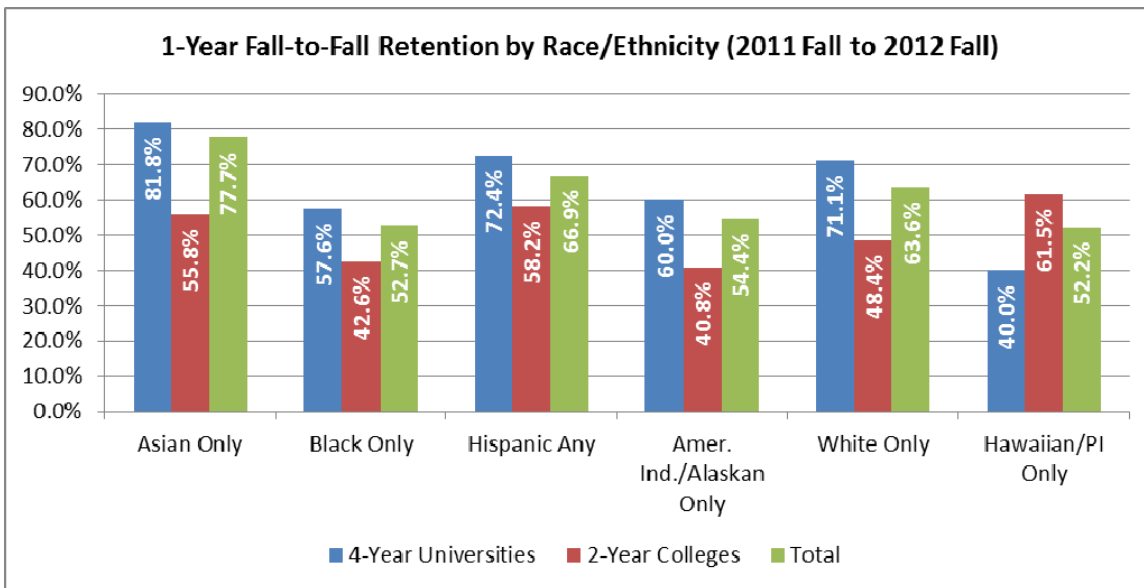


As shown above, the 4-year universities have substantially higher retention rates of entering cohort students – about 20 percentage points higher.

Retention Demographics

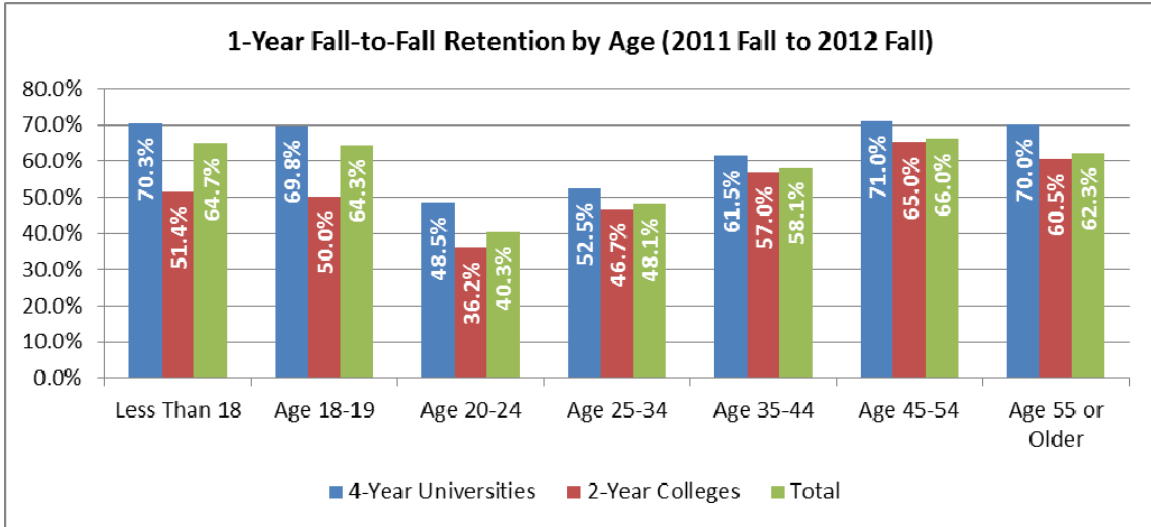


Females are retained at a higher rate than males.

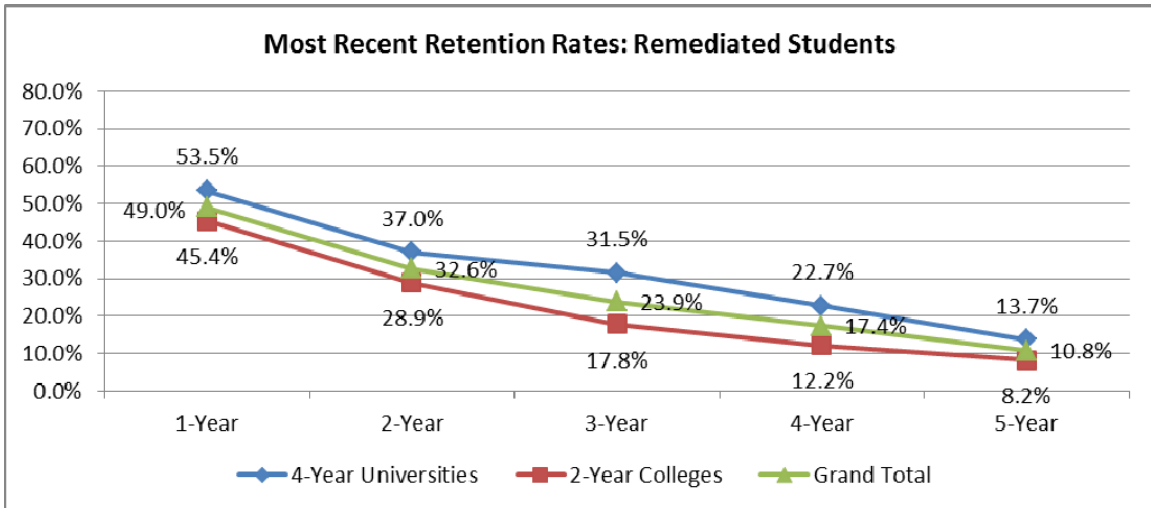


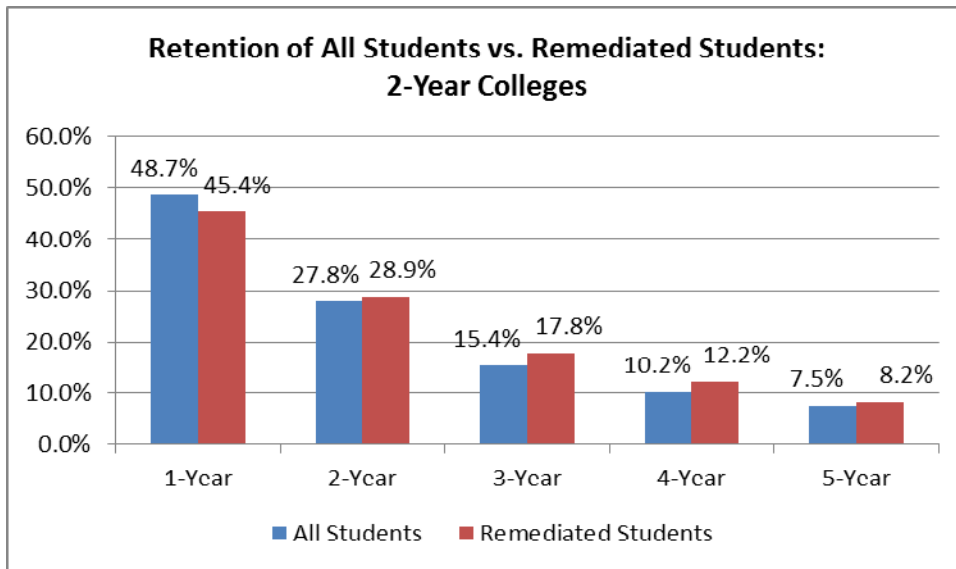
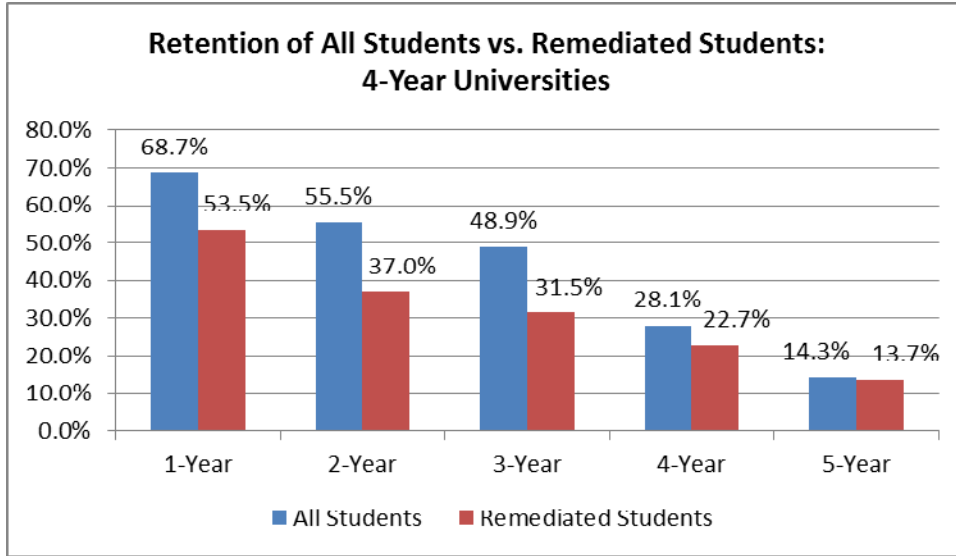
Asian students are retained at higher rates than any other race/ethnicity.

The below table illustrates average fall-to-fall retention by age group. The group with the best retention rate is Age Less Than 18 followed by Age 18-19. It is interesting to note that young students and older students are retained at higher rates whereas the middle groups have lower rates, especially the group Age 20-24 (lowest).



The following graphs illustrate the retention rates of remediated students.

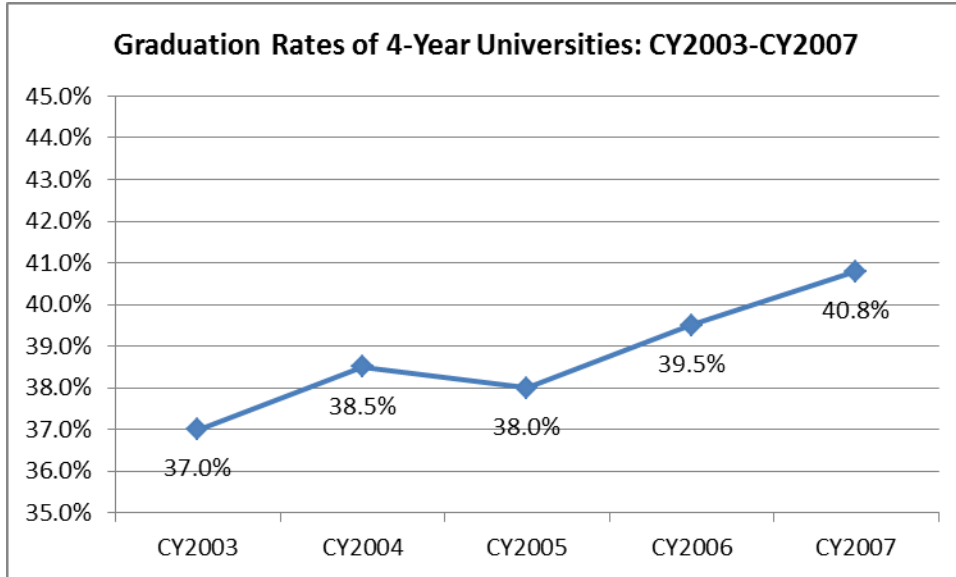




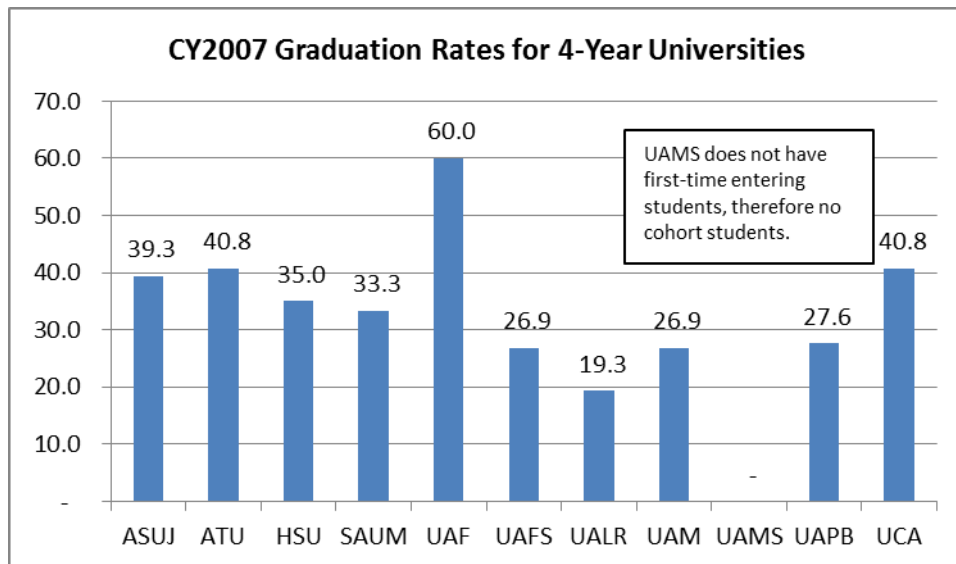
GRADUATION RATES

4-Year University Graduation Rates

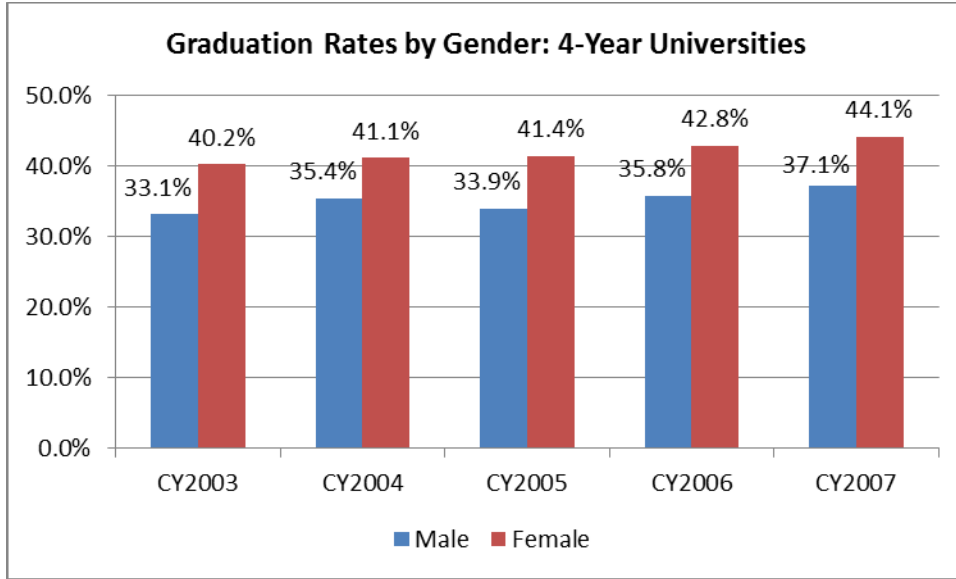
Attachment 2-B presents graduation rates of first-time entering freshmen for each of the cohorts after six years for 4-year universities.



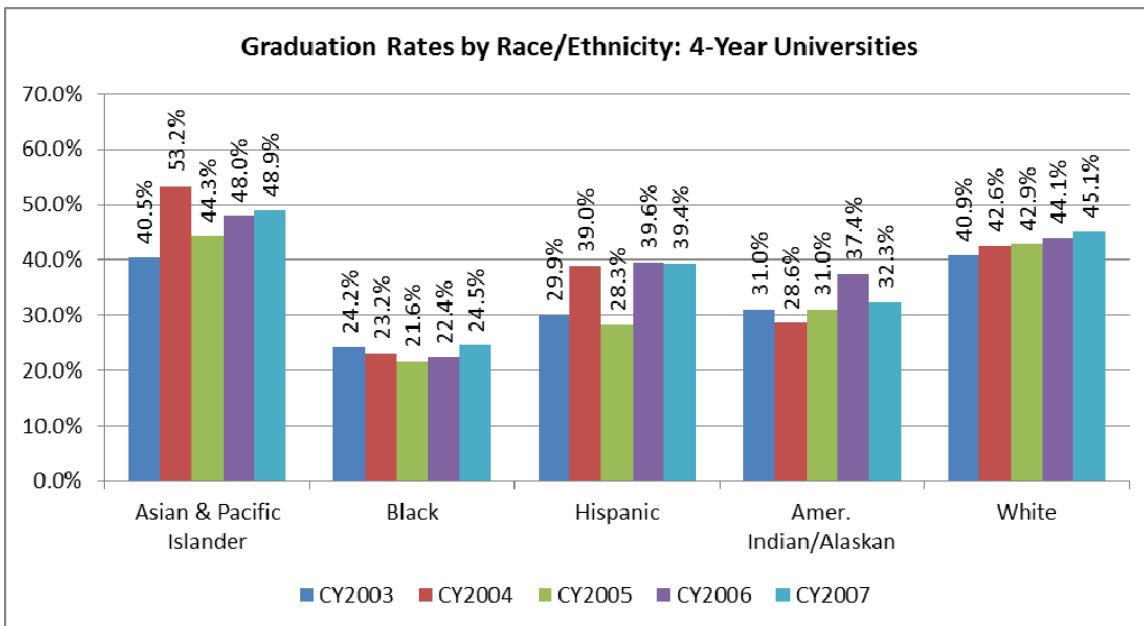
According to the above graph, the graduation rate for public 4-year universities has consistently been 37.0-40.8 percent over the five-year period reviewed.



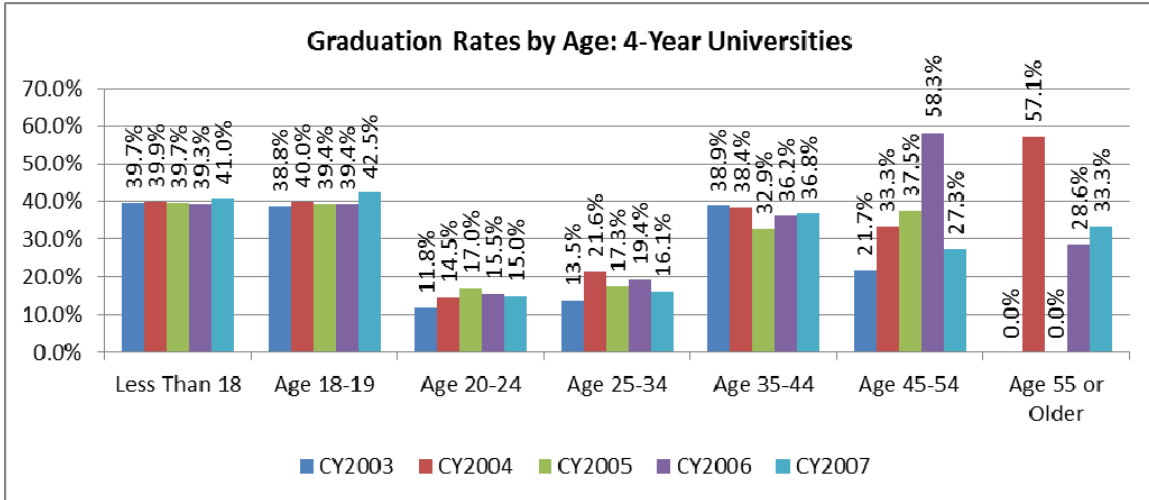
For the entering cohort of students for Cohort Year 2007 (2006 Fall), (1) the University of Arkansas, Fayetteville had the highest graduation rate (60.0 percent) followed by (2) Arkansas Tech University (40.8 percent), and (3) the University of Central Arkansas (40.8 percent).



Females at 4-Year Universities graduate at higher rates than males.



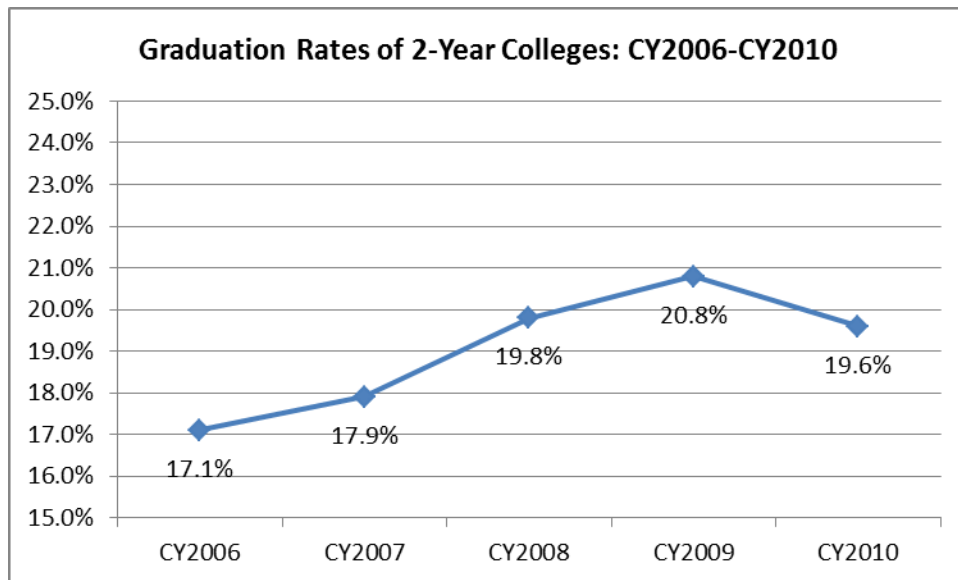
Asian students have the highest graduation rates.



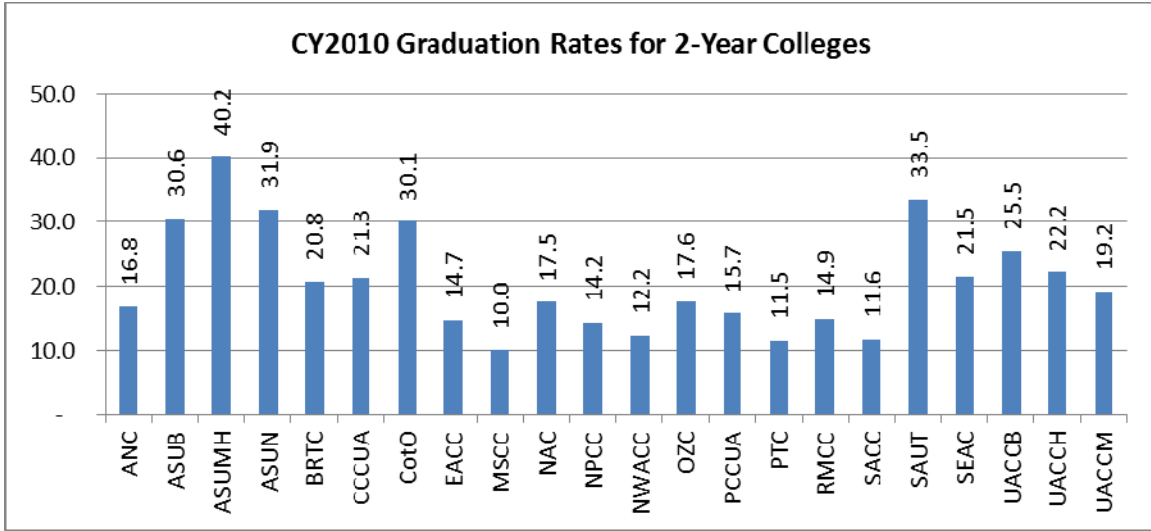
The age groups of Less Than 18 and Age 18-19 have the highest and most consistent graduation rates at 4-Year Universities.

2-Year College Graduation Rates

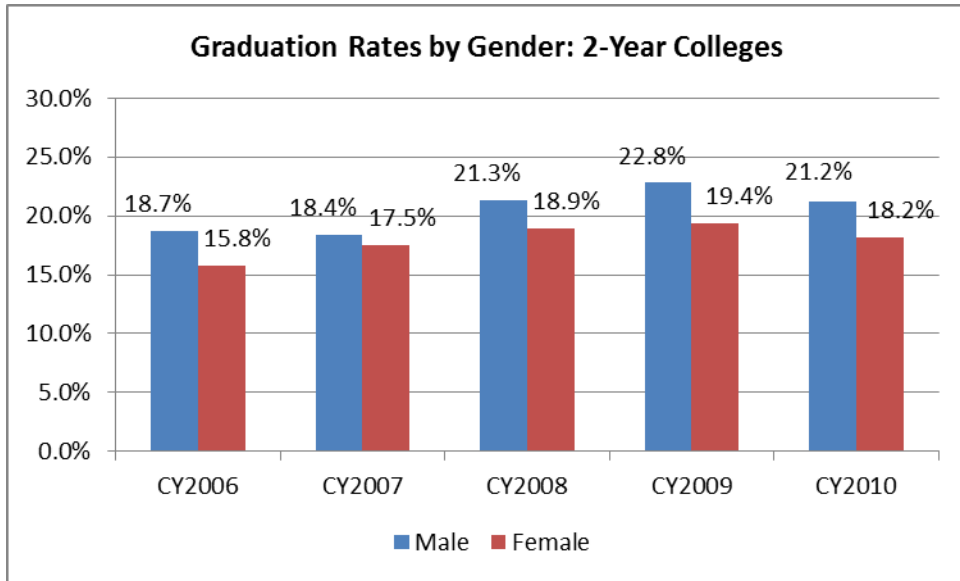
Attachment 2-C presents graduation rates of first-time freshmen for each of the cohorts after three years for 2-Year Colleges.



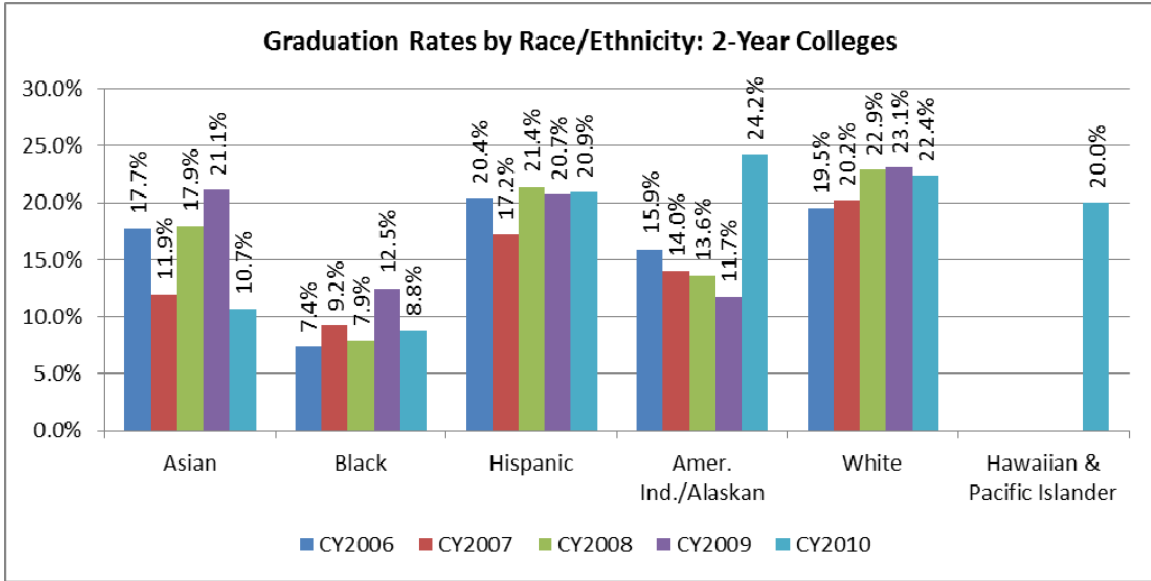
Note that the graduation rates for 2-Year Colleges were increasing until the most recent year.



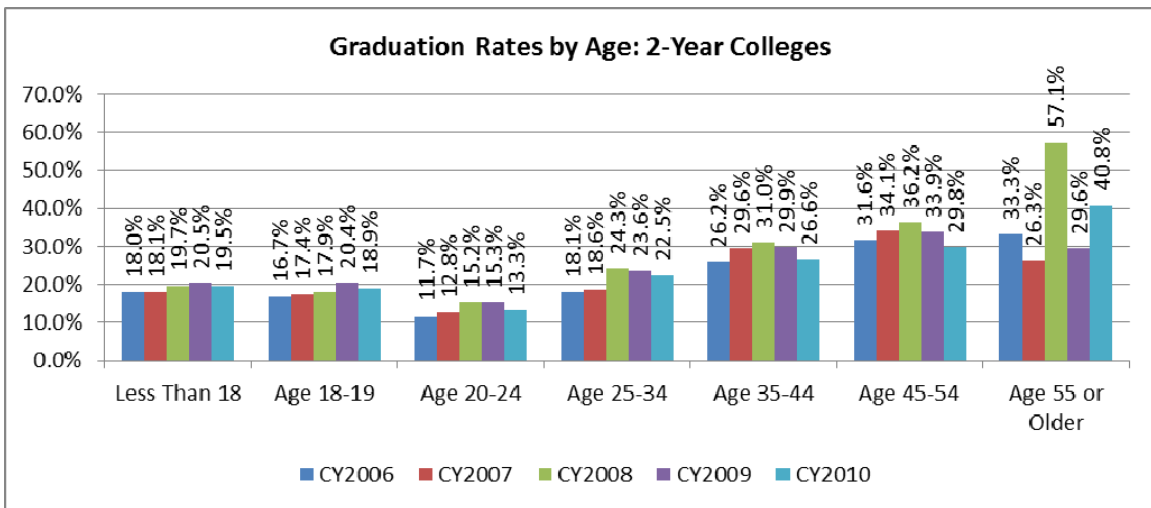
For the entering cohort in Cohort Year 2010 (2009 Fall term), (1) Arkansas State University Mountain Home had the highest graduation rate (40.2 percent) followed by (2) Southern Arkansas University Tech (33.5 percent), and (3) Arkansas State University Newport (31.9 percent).



The graduation rates for males are higher than that of females at 2-Year Colleges.



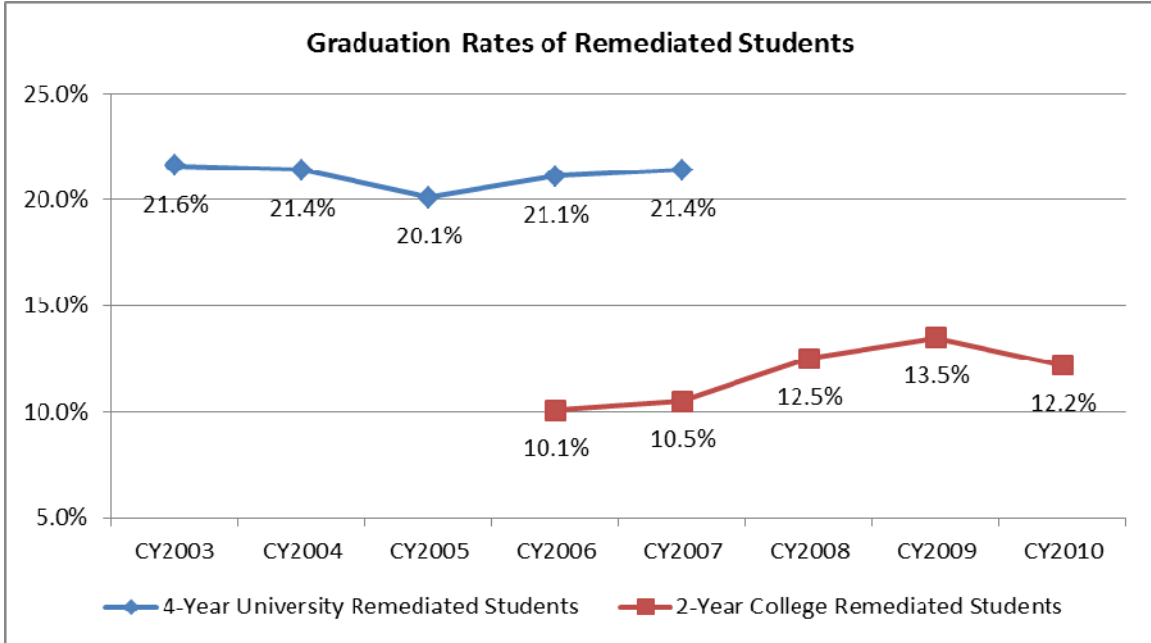
White students generally have the highest graduation rates at 2-Year Colleges.



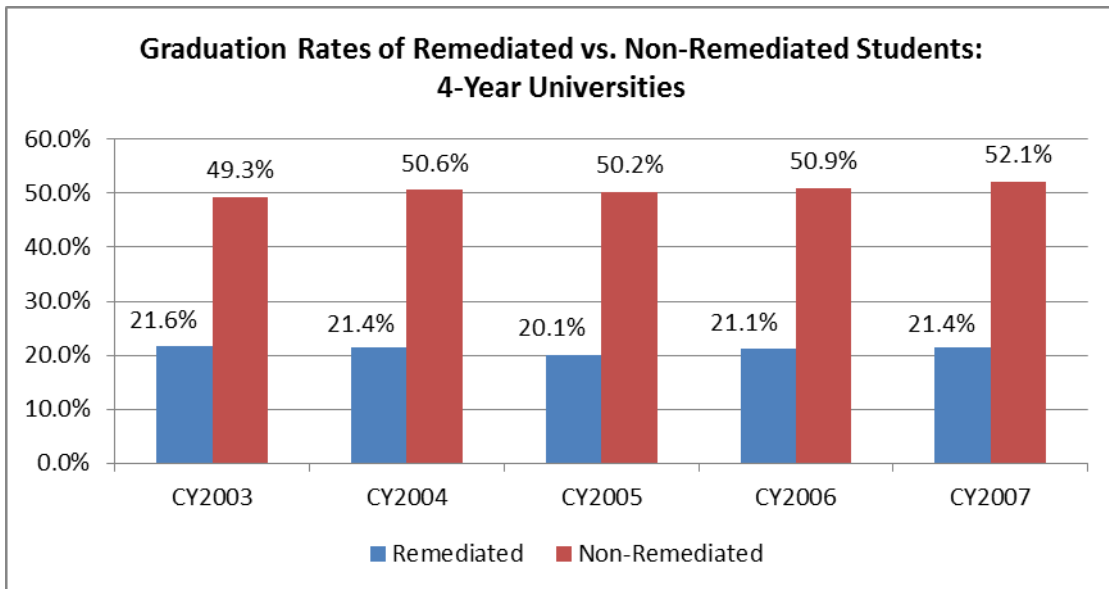
The older age groups have the highest graduation rates at 2-Year Colleges.

Graduation Rates of Remediated Students

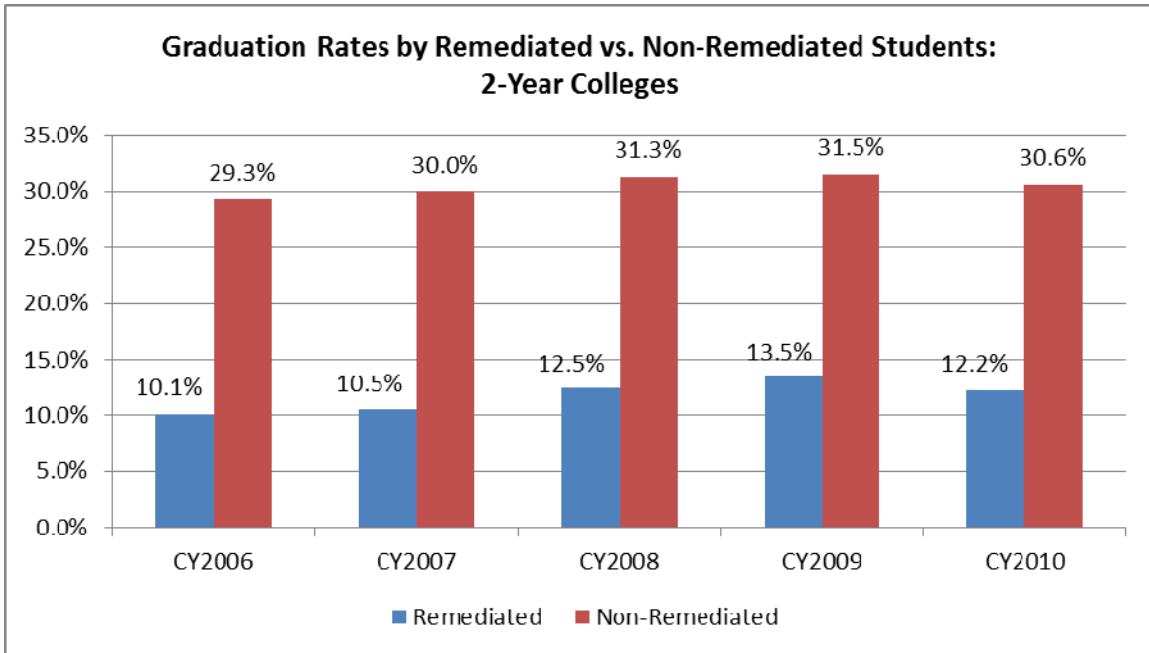
The below graph provides the graduation rates of remediated students at both 4-Year Universities and 2-Year Colleges.



The below graph illustrates that students that do not require remediation graduate at substantially higher rates than remediated students at 4-Year Universities. The difference ranges from a low of 27.7 percentage points in Cohort Year 2003 to a high of 30.7 percentage points in Cohort Year 2007.



The below graph illustrates that students that do not require remediation graduate at substantially higher rates than remediated students at 2-Year Colleges. The difference ranges from a low of 18.0 percentage points in Cohort Year 2009 to a high of 19.5 percentage points in Cohort Year 2007.



Fall-to- Fall Retention

#	Inst. Type	Institution	Retention: 1-Year Rates					Retention: 1-Year Rates				
			Cohort Students					Remediated Students				
			AY2008-AY2009 2007Fall-2008Fall	AY2009-AY2010 2008Fall-2009Fall	AY2010-AY2011 2009Fall-2010Fall	AY2011-AY2012 2010Fall-2011Fall	AY2012-AY2013 2011Fall-2012Fall	AY2008-AY2009 2007Fall-2008Fall	AY2009-AY2010 2008Fall-2009Fall	AY2010-AY2011 2009Fall-2010Fall	AY2011-AY2012 2010Fall-2011Fall	AY2012-AY2013 2011Fall-2012Fall
1	1	ASUJ	68.0%	67.6%	69.8%	70.5%	70.3%	55.4%	52.9%	60.0%	58.5%	60.7%
1	1	ATU	65.1%	69.3%	70.7%	64.5%	65.3%	53.9%	60.7%	60.8%	52.9%	56.5%
1	1	HSU	55.0%	60.5%	62.1%	57.6%	58.9%	43.1%	47.5%	54.2%	43.5%	47.2%
1	1	SAUM	56.4%	62.8%	62.3%	60.0%	60.3%	46.0%	53.8%	56.8%	53.3%	47.5%
1	1	UAF	80.7%	83.1%	82.7%	83.4%	81.2%	75.1%	78.2%	79.8%	74.2%	70.8%
1	1	UAFS	61.1%	67.5%	60.0%	59.9%	60.2%	51.5%	56.3%	49.8%	49.2%	50.0%
1	1	UALR	62.0%	65.5%	64.4%	61.6%	67.2%	52.7%	58.2%	57.1%	51.1%	57.8%
1	1	UAM	48.3%	48.0%	41.9%	40.8%	42.6%	39.1%	37.5%	34.0%	35.4%	31.6%
1	1	UAMS										
1	1	UAPB	60.4%	63.9%	56.8%	56.0%	54.6%	57.5%	61.7%	55.5%	53.3%	48.5%
1	1	UCA	72.5%	71.3%	73.5%	69.0%	70.2%	62.9%	62.8%	63.0%	58.4%	59.7%
1	2	ANC	42.3%	49.8%	40.3%	44.6%	50.4%	43.5%	47.3%	40.9%	43.1%	35.2%
1	2	ASUB	56.2%	58.2%	54.7%	51.9%	49.8%	49.0%	56.7%	51.6%	46.4%	46.6%
1	2	ASUMH	54.9%	57.9%	58.4%	49.8%	57.4%	46.0%	53.6%	48.6%	45.2%	54.3%
1	2	ASUN	41.3%	43.7%	44.0%	31.5%	38.0%	35.2%	38.5%	33.9%	31.6%	38.1%
1	2	BRTC	51.7%	53.9%	56.7%	50.8%	46.6%	54.1%	51.8%	54.6%	49.8%	46.2%
1	2	CCCUA	50.4%	53.7%	42.0%	44.0%	51.2%	48.8%	57.4%	40.2%	47.1%	47.1%
1	2	CotO	43.9%	55.2%	48.1%	46.2%	42.0%	36.4%	46.0%	42.5%	42.6%	36.6%
1	2	EACC	53.8%	50.2%	43.3%	44.4%	51.3%	50.0%	51.1%	42.5%	40.5%	48.3%
1	2	MSCC	42.0%	48.0%	47.0%	38.7%	37.8%	36.6%	39.8%	44.7%	37.0%	33.3%
1	2	NAC	52.8%	49.5%	52.0%	48.6%	47.6%	50.5%	49.0%	53.0%	41.8%	41.2%
1	2	NPCC	49.8%	54.5%	53.3%	56.1%	44.2%	49.0%	59.7%	50.0%	54.3%	39.1%
1	2	NWACC	55.8%	57.8%	58.8%	53.1%	54.9%	48.4%	51.1%	54.6%	46.9%	48.1%
1	2	OZC	51.4%	50.6%	51.4%	51.9%	49.0%	46.2%	45.2%	48.9%	49.2%	43.5%
1	2	PCCUA	58.2%	59.6%	54.2%	53.4%	54.4%	52.3%	58.5%	49.7%	48.9%	54.4%
1	2	PTC	54.1%	59.1%	55.6%	58.9%	56.3%	52.4%	52.7%	55.8%	58.8%	53.6%
1	2	RMCC	46.1%	43.0%	41.1%	48.6%	41.0%	38.8%	41.9%	39.1%	36.8%	30.9%
1	2	SACC	52.0%	47.8%	47.3%	51.4%	49.7%	45.0%	45.2%	44.2%	47.3%	46.2%
1	2	SAUT	42.9%	49.3%	38.0%	46.3%	31.6%	52.9%	55.1%	43.6%	47.1%	37.7%
1	2	SEAC	43.7%	44.5%	44.2%	43.9%	43.6%	45.1%	46.5%	39.6%	40.0%	39.7%
1	2	UACCB	56.8%	58.6%	48.0%	49.1%	48.8%	45.2%	57.7%	45.5%	46.4%	47.6%
1	2	UACCH	47.0%	51.2%	44.9%	42.6%	39.4%	44.5%	52.8%	41.7%	39.1%	36.5%
1	2	UACCM	50.3%	53.1%	45.7%	49.3%	46.3%	47.8%	48.4%	44.7%	46.5%	42.3%
4-Year Universities			67.6%	70.0%	68.8%	68.1%	68.7%	54.5%	57.5%	56.9%	53.2%	53.5%
2-Year Colleges			51.5%	53.9%	50.9%	49.9%	48.7%	47.8%	51.0%	49.0%	47.6%	45.4%
Grand Total			61.9%	64.5%	61.7%	61.4%	61.8%	51.0%	54.2%	52.5%	50.1%	49.0%

Fall-to- Fall Retention

		Retention: 2-Year Rates Cohort Students					Retention: 2-Year Rates Remediated Students				
#	Inst. Type	Institution	AY2008-AY2010 2007Fall-2009Fall	AY2009-AY2011 2008Fall-2010Fall	AY2010-AY2012 2009Fall-2011Fall	AY2011-AY2013 2010Fall-2012Fall	AY2008-AY2010 2007Fall-2009Fall	AY2009-AY2011 2008Fall-2010Fall	AY2010-AY2012 2009Fall-2011Fall	AY2011-AY2013 2010Fall-2012Fall	
1	1	ASUJ	56.0%	52.0%	53.8%	59.2%	41.5%	33.8%	39.0%	43.8%	
1	1	ATU	48.6%	53.6%	55.1%	46.0%	34.1%	40.0%	39.5%	31.9%	
1	1	HSU	43.1%	49.4%	48.2%	45.0%	33.0%	38.3%	37.8%	29.5%	
1	1	SAUM	45.1%	47.8%	44.3%	44.0%	35.0%	37.7%	35.8%	34.2%	
1	1	UAF	72.5%	75.5%	74.9%	75.3%	64.7%	64.9%	67.9%	60.6%	
1	1	UAFS	47.0%	52.6%	42.2%	45.2%	34.7%	38.4%	31.3%	35.0%	
1	1	UALR	46.3%	47.1%	49.1%	49.3%	36.1%	38.5%	37.6%	37.9%	
1	1	UAM	36.0%	38.0%	32.0%	29.7%	27.2%	29.5%	24.7%	24.8%	
1	1	UAMS									
1	1	UAPB	48.6%	44.4%	42.5%	40.1%	47.1%	42.0%	40.2%	37.5%	
1	1	UCA	58.3%	57.1%	59.6%	54.8%	40.7%	42.6%	38.5%	37.7%	
1	2	ANC	27.3%	27.8%	24.1%	25.7%	28.9%	27.4%	21.5%	24.6%	
1	2	ASUB	29.7%	30.8%	29.1%	27.6%	27.9%	33.9%	31.4%	28.4%	
1	2	ASUMH	33.2%	29.2%	32.2%	27.0%	30.1%	31.9%	34.5%	28.1%	
1	2	ASUN	21.5%	20.1%	15.2%	13.3%	20.5%	20.9%	11.9%	12.7%	
1	2	BRTC	27.6%	32.2%	30.2%	30.6%	28.1%	36.0%	33.7%	29.9%	
1	2	CCCUA	29.3%	34.3%	24.7%	21.1%	32.8%	39.6%	25.9%	23.9%	
1	2	CotO	16.1%	27.6%	26.3%	20.8%	21.2%	28.2%	31.1%	21.3%	
1	2	EACC	27.9%	32.0%	23.5%	20.5%	25.5%	33.5%	23.6%	18.9%	
1	2	MSCC	33.3%	28.7%	27.5%	25.4%	27.2%	25.6%	26.2%	26.4%	
1	2	NAC	30.5%	25.8%	26.1%	28.0%	28.2%	27.5%	27.8%	27.4%	
1	2	NPCC	32.2%	32.7%	31.2%	28.3%	32.5%	36.2%	31.9%	31.0%	
1	2	NWACC	37.0%	37.6%	37.1%	33.5%	36.3%	35.2%	37.1%	29.8%	
1	2	OZC	28.5%	30.8%	29.7%	26.3%	24.7%	33.3%	27.5%	27.2%	
1	2	PCCUA	29.5%	38.3%	25.5%	31.9%	23.1%	38.2%	26.3%	28.2%	
1	2	PTC	34.3%	36.7%	36.0%	39.7%	35.3%	37.4%	40.5%	42.0%	
1	2	RMCC	20.9%	22.3%	23.4%	19.4%	21.3%	25.6%	23.0%	14.9%	
1	2	SACC	31.5%	36.6%	30.1%	29.5%	28.3%	34.1%	29.5%	26.3%	
1	2	SAUT	19.9%	22.5%	11.3%	16.3%	24.3%	28.5%	13.4%	20.0%	
1	2	SEAC	27.0%	26.7%	25.2%	23.7%	31.3%	33.7%	25.0%	22.9%	
1	2	UACCB	24.5%	33.0%	26.5%	23.6%	23.8%	36.9%	27.0%	23.6%	
1	2	UACCH	22.5%	26.5%	21.0%	20.0%	23.2%	27.8%	24.4%	21.7%	
1	2	UACCM	30.4%	28.5%	25.1%	24.8%	31.9%	25.8%	25.5%	27.4%	
4-Year Universities			55.2%	56.6%	55.4%	55.5%	39.7%	39.9%	38.7%	37.0%	
2-Year Colleges			29.7%	31.1%	28.5%	27.8%	30.2%	32.7%	30.6%	28.9%	
Grand Total			46.2%	48.0%	44.8%	45.4%	34.7%	36.3%	34.2%	32.6%	

Fall-to- Fall Retention

#	Inst. Type	Institution	Retention: 3-Year Rates					
			Cohort Students			Remediated Students		
			AY2008-AY2011 2007Fall-2010Fall	AY2009-AY2012 2008Fall-2011Fall	AY2010-AY2013 2009Fall-2012Fall	AY2008-AY2011 2007Fall-2010Fall	AY2009-AY2012 2008Fall-2011Fall	AY2010-AY2013 2009Fall-2012Fall
1	1	ASUJ	48.2%	45.1%	46.1%	32.1%	26.6%	30.5%
1	1	ATU	44.6%	47.6%	48.1%	30.4%	33.6%	31.0%
1	1	HSU	38.9%	43.5%	42.1%	26.5%	33.0%	35.3%
1	1	SAUM	39.6%	40.7%	39.1%	31.7%	28.2%	31.4%
1	1	UAF	67.2%	70.4%	69.4%	59.6%	57.5%	60.7%
1	1	UAFS	40.1%	43.5%	35.3%	27.9%	28.9%	22.9%
1	1	UALR	38.6%	41.0%	41.0%	28.3%	30.9%	30.7%
1	1	UAM	27.0%	30.2%	26.2%	20.3%	24.0%	18.8%
1	1	UAMS						
1	1	UAPB	38.5%	35.3%	35.2%	36.1%	32.8%	33.1%
1	1	UCA	50.9%	49.7%	53.6%	32.8%	33.7%	31.8%
1	2	ANC	16.8%	18.8%	11.8%	18.2%	21.4%	11.7%
1	2	ASUB	16.1%	16.5%	13.9%	15.2%	17.4%	14.7%
1	2	ASUMH	17.6%	16.3%	15.4%	21.2%	21.0%	15.5%
1	2	ASUN	11.6%	10.1%	8.2%	10.7%	9.5%	6.5%
1	2	BRTC	16.3%	15.7%	14.5%	17.7%	17.8%	14.1%
1	2	CCCUA	15.8%	22.4%	12.0%	16.0%	22.8%	14.3%
1	2	CotO	11.0%	9.2%	8.3%	13.1%	12.1%	8.5%
1	2	EACC	11.7%	12.0%	15.0%	12.5%	12.1%	15.6%
1	2	MSCC	24.0%	19.3%	20.0%	17.9%	19.3%	17.9%
1	2	NAC	18.0%	15.0%	15.3%	18.0%	17.2%	15.4%
1	2	NPCC	16.6%	22.3%	15.4%	17.6%	25.8%	16.3%
1	2	NWACC	22.6%	23.1%	22.7%	22.9%	23.5%	25.9%
1	2	OZC	17.3%	13.4%	19.4%	20.3%	13.1%	18.3%
1	2	PCCUA	16.4%	17.7%	13.0%	20.0%	20.3%	13.4%
1	2	PTC	26.2%	24.1%	22.7%	28.3%	27.6%	28.4%
1	2	RMCC	7.8%	6.6%	19.1%	12.5%	10.5%	19.5%
1	2	SACC	13.4%	21.1%	18.5%	15.8%	20.0%	17.8%
1	2	SAUT	9.7%	8.1%	5.9%	14.0%	12.0%	7.0%
1	2	SEAC	14.9%	18.3%	10.2%	16.7%	20.8%	13.5%
1	2	UACCB	15.0%	18.7%	12.6%	14.3%	22.3%	11.4%
1	2	UACCH	13.7%	12.0%	11.5%	11.6%	17.6%	10.3%
1	2	UACCM	13.9%	12.5%	8.9%	14.6%	10.6%	9.7%
4-Year Universities			48.7%	49.9%	48.9%	32.3%	32.1%	31.5%
2-Year Colleges			17.5%	17.3%	15.4%	19.1%	19.9%	17.8%
Grand Total			37.7%	38.8%	35.7%	25.4%	25.9%	23.9%

Fall-to- Fall Retention

#	Inst. Type	Institution	Retention: 4-Year Rates		Retention: 5-Year Rates		Retention: 4-Year Rates		Retention: 5-Year Rates	
			Cohort Students		Cohort Students		Remediated Students		Remediated Students	
			AY2008-AY2012 2007Fall-2011Fall	AY2009-AY2013 2008Fall-2012Fall	AY2008-AY2013 2007Fall-2012Fall	AY2008-AY2012 2007Fall-2011Fall	AY2009-AY2013 2008Fall-2012Fall	AY2008-AY2013 2007Fall-2012Fall		
1	1	ASUJ	30.4%	28.8%	18.4%	24.1%	21.5%	15.9%		
1	1	ATU	23.6%	23.6%	13.1%	21.9%	20.9%	14.4%		
1	1	HSU	21.2%	23.0%	9.0%	17.6%	22.6%	10.8%		
1	1	SAUM	25.0%	22.8%	13.8%	26.0%	19.3%	14.3%		
1	1	UAF	33.8%	35.9%	14.0%	38.2%	33.6%	16.7%		
1	1	UAFS	25.8%	27.0%	15.8%	19.4%	19.9%	14.0%		
1	1	UALR	28.0%	29.2%	18.8%	20.5%	25.0%	14.3%		
1	1	UAM	16.8%	14.1%	7.6%	15.9%	15.5%	7.2%		
1	1	UAMS								
1	1	UAPB	27.2%	24.1%	13.7%	26.5%	23.7%	13.7%		
1	1	UCA	31.7%	29.7%	14.4%	25.7%	26.3%	12.7%		
1	2	ANC	9.1%	10.2%	7.7%	10.3%	11.9%	9.9%		
1	2	ASUB	8.1%	6.9%	5.6%	6.8%	9.0%	5.5%		
1	2	ASUMH	11.4%	11.6%	9.3%	9.7%	13.8%	5.3%		
1	2	ASUN	5.8%	5.5%	5.0%	6.6%	4.7%	4.1%		
1	2	BRTC	9.7%	9.3%	7.8%	7.4%	14.2%	5.2%		
1	2	CCCUA	11.3%	14.9%	6.8%	13.6%	14.9%	8.0%		
1	2	CotO	7.1%	4.9%	7.1%	11.1%	7.3%	7.1%		
1	2	EACC	7.7%	9.5%	4.5%	6.5%	9.9%	4.2%		
1	2	MSCC	12.7%	11.7%	8.7%	10.3%	10.6%	8.0%		
1	2	NAC	8.8%	11.0%	6.0%	7.3%	11.3%	6.8%		
1	2	NPCC	12.4%	8.6%	6.2%	11.0%	8.1%	6.3%		
1	2	NWACC	12.0%	13.6%	9.1%	14.1%	14.5%	9.0%		
1	2	OZC	13.6%	8.7%	9.3%	13.3%	10.7%	12.7%		
1	2	PCCUA	11.5%	10.6%	6.6%	13.8%	11.4%	4.6%		
1	2	PTC	21.3%	15.6%	12.8%	23.7%	19.4%	14.4%		
1	2	RMCC	5.2%	7.4%	3.5%	5.0%	11.6%	5.0%		
1	2	SACC	7.9%	11.8%	6.3%	8.3%	14.1%	5.0%		
1	2	SAUT	6.1%	6.2%	4.6%	7.4%	7.0%	5.9%		
1	2	SEAC	7.9%	11.5%	9.3%	9.7%	7.9%	8.3%		
1	2	UACCB	12.7%	8.4%	7.3%	10.7%	10.8%	7.1%		
1	2	UACCH	5.2%	8.4%	5.2%	4.5%	9.3%	5.2%		
1	2	UACCM	5.6%	7.0%	3.9%	6.9%	5.6%	4.8%		
4-Year Universities			28.3%	28.1%	14.3%	23.6%	22.7%	13.7%		
2-Year Colleges			10.8%	10.2%	7.5%	12.0%	12.2%	8.2%		
Grand Total			22.1%	22.0%	11.9%	17.6%	17.4%	10.8%		

IPEDS/ADHE Graduation Rate Calculation

Cohort Year selected = 2003 and Time Period Covered = AFTER SIX (6) YEARS (from AY2003 thru AY2008) for Four-Year Universities.

#	IT	College	FICE	Cohort	Transfers		Bacc.		Adv. Cert.		Assoc.		Tech. Cert.		Cert. Prof.		Graduates		Retained		Success	
					#	%	#	%	#	%	#	%	#	%	#	%	#	%	#	%	#	%
1	1	ASUJ	001090	1,546	318	20.6	587	38.0		-		0.2		-		-	590	38.2	109	7.1	699	45.2
2	1	ATU	001089	1,170	272	23.2	439	37.5		-		0.3		-		-	442	37.8	57	4.9	499	42.6
3	1	HSU	001098	618	157	25.4	214	34.6		-		-		-		-	214	34.6	36	5.8	250	40.5
4	1	SAUM	001107	579	120	20.7	162	28.0		-		1.2		-		-	169	29.2	23	4.0	192	33.2
5	1	UAF	001108	2,157	365	16.9	1,209	56.1		-		-		-		-	1,209	56.1	117	5.4	1,326	61.5
6	1	UAFS	001110	1,040	154	14.8	112	10.8		-	78	7.5		0.1		0.5	196	18.8	127	12.2	323	31.1
7	1	UALR	001101	739	170	23.0	142	19.2		-		0.4		-		-	145	19.6	96	13.0	241	32.6
8	1	UAM	001085	528	102	19.3	126	23.9		-		1.3		-		-	133	25.2	37	7.0	170	32.2
9	1	UAMS	001109			-		-		-		-		-		-		-		-		-
10	1	UAPB	001086	718	106	14.8	199	27.7		-		-		-		-	199	27.7	58	8.1	257	35.8
11	1	UCA	001092	1,766	479	27.1	724	41.0		-		0.1		-		-	725	41.1	92	5.2	817	46.3
4-Year Universities				10,861	2,243	20.7	3,914	36.0		-	102	0.9		-		-	4,022	37.0	752	6.9	4,774	44.0

NOTES: When a student received more than one award, only the highest award was counted.

TIME PERIOD CONSIDERATIONS:

1. CP Graduates are counted from these graduation dates = '092002', '102002', '112002', '122002', '012003', '022003', '032003', '042003', '052003', so this is essentially though the Spring ter
2. TC Graduates include 1 full academic year plus these graduation dates = '072003', '082003', '092003', '102003', '112003', '122003', so this is through the next Fall term.
3. Associate Graduates include 3 full academic years plus these graduation dates = '072005', '082005', so this includes the next 2 months of July and August.
4. AC Graduates include 4 full academic years plus these graduation dates = '072006', '082006', '092006', '102006', '112006', '122006', so this is through the next Fall term.
5. Baccalaureate Graduates include 6 full academic years plus these graduation dates = '072008', '082008', so this includes the next 2 months of July and August.
6. All student counts of less than 10 are not shown due to FERPA.

IPEDS/ADHE Graduation Rate Calculation

Cohort Year selected = 2004 and Time Period Covered = AFTER SIX (6) YEARS (from AY2004 thru AY2009) for Four-Year Universities.

#	IT	College	FICE	Cohort	Transfers		Bacc.		Adv. Cert.		Assoc.		Tech. Cert.		Cert. Prof.		Graduates		Retained		Success	
					#	%	#	%	#	%	#	%	#	%	#	%	#	%	#	%	#	%
1	1	ASUJ	001090	1,433	258	18.0	518	36.1		-		0.6		-		-	527	36.8	101	7.0	628	43.8
2	1	ATU	001089	1,450	288	19.9	536	37.0		-		0.6	84	5.8		-	628	43.3	71	4.9	699	48.2
3	1	HSU	001098	534	132	24.7	175	32.8		-		-		-		-	175	32.8	31	5.8	206	38.6
4	1	SAUM	001107	544	99	18.2	169	31.1		-		0.6		-		-	172	31.6	16	2.9	188	34.6
5	1	UAF	001108	2,277	384	16.9	1,313	57.7		-		-		-		-	1,313	57.7	128	5.6	1,441	63.3
6	1	UAFS	001110	772	127	16.5	113	14.6		-	59	7.6		0.1		0.3	175	22.7	90	11.7	265	34.3
7	1	UALR	001101	691	173	25.0	99	14.3		-		0.3		-		-	101	14.6	68	9.8	169	24.5
8	1	UAM	001085	679	130	19.1	130	19.1		-	14	2.1	26	3.8		-	170	25.0	50	7.4	220	32.4
9	1	UAMS	001109			-		-		-		-		-		-		-		-		-
10	1	UAPB	001086	733	94	12.8	183	25.0		-		-		-		-	183	25.0	60	8.2	243	33.2
11	1	UCA	001092	2,414	671	27.8	988	40.9		-		0.1		-		-	990	41.0	112	4.6	1,102	45.7
4-Year Universities				11,527	2,356	20.4	4,224	36.6		-	97	0.8	111	1.0		-	4,434	38.5	727	6.3	5,161	44.8

NOTES: When a student received more than one award, only the highest award was counted.

TIME PERIOD CONSIDERATIONS:

1. CP Graduates are counted from these graduation dates = '092003', '102003', '112003', '122003', '012004', '022004', '032004', '042004', '052004', so this is essentially though the Spring ter
2. TC Graduates include 1 full academic year plus these graduation dates = '072004', '082004', '092004', '102004', '112004', '122004', so this is through the next Fall term.
3. Associate Graduates include 3 full academic years plus these graduation dates = '072006', '082006', so this includes the next 2 months of July and August.
4. AC Graduates include 4 full academic years plus these graduation dates = '072007', '082007', '092007', '102007', '112007', '122007', so this is through the next Fall term.
5. Baccalaureate Graduates include 6 full academic years plus these graduation dates = '072009', '082009', so this includes the next 2 months of July and August.
6. All student counts of less than 10 are not shown due to FERPA.

IPEDS/ADHE Graduation Rate Calculation

Cohort Year selected = 2005 and Time Period Covered = AFTER SIX (6) YEARS (from AY2005 thru AY2010) for Four-Year Universities.

#	IT	College	FICE	Cohort	Transfers		Bacc.		Adv. Cert.		Assoc.		Tech. Cert.		Cert. Prof.		Graduates		Retained		Success		
					#	%	#	%	#	%	#	%	#	%	#	%	#	%	#	%	#	%	
1	1	ASUJ	001090	1,303	248	19.0	427	32.8		-		0.3		-		-		431	33.1	98	7.5	529	40.6
2	1	ATU	001089	1,403	312	22.2	469	33.4		-	11	0.8	66	4.7		-		546	38.9	85	6.1	631	45.0
3	1	HSU	001098	587	143	24.4	186	31.7		-		-		-		-		186	31.7	38	6.5	224	38.2
4	1	SAUM	001107	647	112	17.3	205	31.7		-		1.1		-		-		212	32.8	23	3.6	235	36.3
5	1	UAF	001108	2,422	411	17.0	1,371	56.6		-		-		-		-		1,371	56.6	100	4.1	1,471	60.7
6	1	UAFS	001110	833	145	17.4	120	14.4		-	62	7.4		0.2		-		184	22.1	95	11.4	279	33.5
7	1	UALR	001101	761	199	26.1	158	20.8		-		0.5		-		-		162	21.3	67	8.8	229	30.1
8	1	UAM	001085	630	107	17.0	140	22.2		-	12	1.9	12	1.9		-		164	26.0	40	6.3	204	32.4
9	1	UAMS	001109			-		-		-		-		-		-			-		-		-
10	1	UAPB	001086	694	101	14.6	167	24.1		-		-		-		-		167	24.1	44	6.3	211	30.4
11	1	UCA	001092	2,216	550	24.8	937	42.3		-		0.3		-		-		943	42.6	114	5.1	1,057	47.7
4-Year Universities				11,496	2,328	20.3	4,180	36.4		-	106	0.9	80	0.7		-		4,366	38.0	704	6.1	5,070	44.1

NOTES: When a student received more than one award, only the highest award was counted.

TIME PERIOD CONSIDERATIONS:

1. CP Graduates are counted from these graduation dates = '092004', '102004', '112004', '122004', '012005', '022005', '032005', '042005', '052005', so this is essentially through the Spring term
2. TC Graduates include 1 full academic year plus these graduation dates = '072005', '082005', '092005', '102005', '112005', '122005', so this is through the next Fall term.
3. Associate Graduates include 3 full academic years plus these graduation dates = '072007', '082007', so this includes the next 2 months of July and August.
4. AC Graduates include 4 full academic years plus these graduation dates = '072008', '082008', '092008', '102008', '112008', '122008', so this is through the next Fall term.
5. Baccalaureate Graduates include 6 full academic years plus these graduation dates = '072010', '082010', so this includes the next 2 months of July and August.
6. All student counts of less than 10 are not shown due to FERPA.

IPEDS/ADHE Graduation Rate Calculation

Cohort Year selected = 2006 and Time Period Covered = AFTER SIX (6) YEARS (from AY2006 thru AY2011) for Four-Year Universities.

#	IT	College	FICE	Cohort	Transfers		Bacc.		Adv. Cert.		Assoc.		Tech. Cert.		Cert. Prof.		Graduates		Retained		Success		
					#	%	#	%	#	%	#	%	#	%	#	%	#	%	#	%	#	%	
1	1	ASUJ	001090	1,491	244	16.4	560	37.6		-		0.3		-		-		565	37.9	81	5.4	646	43.3
2	1	ATU	001089	1,460	290	19.9	562	38.5		-		0.6	53	3.6		-		624	42.7	65	4.5	689	47.2
3	1	HSU	001098	560	168	30.0	170	30.4		-		-		-		-		170	30.4	23	4.1	193	34.5
4	1	SAUM	001107	566	109	19.3	180	31.8		-		0.7		-		-		184	32.5	26	4.6	210	37.1
5	1	UAF	001108	2,665	456	17.1	1,550	58.2		-		-		-		-		1,550	58.2	125	4.7	1,675	62.9
6	1	UAFS	001110	772	128	16.6	138	17.9		-	40	5.2		0.3		0.3		182	23.6	86	11.1	268	34.7
7	1	UALR	001101	762	168	22.0	162	21.3		-		0.7		-		-		167	21.9	70	9.2	237	31.1
8	1	UAM	001085	627	102	16.3	123	19.6		-	19	3.0	33	5.3		-		175	27.9	33	5.3	208	33.2
9	1	UAMS	001109			-		-		-		-		-		-			-		-		-
10	1	UAPB	001086	714	114	16.0	164	23.0		-		-		-		-		164	23.0	38	5.3	202	28.3
11	1	UCA	001092	2,424	570	23.5	968	39.9		-		0.2		-		-		972	40.1	138	5.7	1,110	45.8
4-Year Universities				12,041	2,349	19.5	4,577	38.0		-	86	0.7	88	0.7		-		4,753	39.5	685	5.7	5,438	45.2

NOTES: When a student received more than one award, only the highest award was counted.

TIME PERIOD CONSIDERATIONS:

1. CP Graduates are counted from these graduation dates = '092005', '102005', '112005', '122005', '012006', '022006', '032006', '042006', '052006', so this is essentially through the Spring term
2. TC Graduates include 1 full academic year plus these graduation dates = '072006', '082006', '092006', '102006', '112006', '122006', so this is through the next Fall term.
3. Associate Graduates include 3 full academic years plus these graduation dates = '072008', '082008', so this includes the next 2 months of July and August.
4. AC Graduates include 4 full academic years plus these graduation dates = '072009', '082009', '092009', '102009', '112009', '122009', so this is through the next Fall term.
5. Baccalaureate Graduates include 6 full academic years plus these graduation dates = '072011', '082011', so this includes the next 2 months of July and August.
6. All counts of less than 10 are not shown due to FERPA

IPEDS/ADHE Graduation Rate Calculation

Cohort Year selected = 2007 and Time Period Covered = AFTER SIX (6) YEARS (from AY2007 thru AY2012) for Four-Year Universities.

#	IT	College	FICE	Cohort	Transfers		Bacc.		Adv. Cert.		Assoc.		Tech. Cert.		Cert. Prof.		Graduates		Retained		Success	
					#	%	#	%	#	%	#	%	#	%	#	%	#	%	#	%	#	%
1	1	ASUJ	001090	1,663	304	18.3	645	38.8		-		0.5		-		-	653	39.3	104	6.3	757	45.5
2	1	ATU	001089	1,435	329	22.9	527	36.7		-	18	1.3	29	2.0	11	0.8	585	40.8	67	4.7	652	45.4
3	1	HSU	001098	588	148	25.2	206	35.0		-		-		-		-	206	35.0	26	4.4	232	39.5
4	1	SAUM	001107	588	115	19.6	193	32.8		-		0.5		-		-	196	33.3	16	2.7	212	36.1
5	1	UAF	001108	2,725	403	14.8	1,636	60.0		-		-		-		-	1,636	60.0	119	4.4	1,755	64.4
6	1	UAFS	001110	802	139	17.3	180	22.4		-	36	4.5		-		-	216	26.9	100	12.5	316	39.4
7	1	UALR	001101	605	147	24.3	113	18.7		-		0.7		-		-	117	19.3	67	11.1	184	30.4
8	1	UAM	001085	633	108	17.1	128	20.2		0.2	20	3.2	19	3.0		0.3	170	26.9	35	5.5	205	32.4
9	1	UAMS	001109			-		-		-		-		-		-		-		-		-
10	1	UAPB	001086	691	83	12.0	191	27.6		-		-		-		-	191	27.6	32	4.6	223	32.3
11	1	UCA	001092	2,352	556	23.6	956	40.6		-		0.2		-		-	960	40.8	104	4.4	1,064	45.2
4-Year Universities				12,082	2,332	19.3	4,775	39.5		-	93	0.8	48	0.4	13	0.1	4,930	40.8	670	5.5	5,600	46.3

NOTES: When a student received more than one award, only the highest award was counted.

TIME PERIOD CONSIDERATIONS:

1. CP Graduates are counted from these graduation dates = '092006', '102006', '112006', '122006', '012007', '022007', '032007', '042007', '052007', so this is essentially through the Spring term.
2. TC Graduates include 1 full academic year plus these graduation dates = '072007', '082007', '092007', '102007', '112007', '122007', so this is through the next Fall term.
3. Associate Graduates include 3 full academic years plus these graduation dates = '072009', '082009', so this includes the next 2 months of July and August.
4. AC Graduates include 4 full academic years plus these graduation dates = '072010', '082010', '092010', '102010', '112010', '122010', so this is through the next Fall term.
5. Baccalaureate Graduates include 6 full academic years plus these graduation dates = '072012', '082012', so this includes the next 2 months of July and August.
6. All counts of less than 10 are not shown due to FERPA

IPEDS/ADHE Graduation Rate Calculation

Cohort Year selected = 2006 and Time Period Covered = AFTER THREE (3) YEARS (from AY2006 thru AY2008) for Two-Year Colleges.

#	IT	College	FICE	Cohort	Transfers		Bacc.		Adv. Cert.		Assoc.		Tech. Cert.		Cert. Prof.		Graduates		Retained		Success	
					#	%	#	%	#	%	#	%	#	%	#	%	#	%	#	%	#	%
1	2	ANC	012860	335	15	4.5		-		-	37	11.0	22	6.6		-	59	17.6	62	18.5	121	36.1
2	2	ASUB	001091	755	104	13.8		-		-	156	20.7	68	9.0	10	1.3	234	31.0	127	16.8	361	47.8
3	2	ASUMH	901090	180	24	13.3		-		-	32	17.8		1.1		1.1	36	20.0	27	15.0	63	35.0
4	2	ASUN	011949	107		5.6		-		-	10	9.3	12	11.2		-	22	20.6	21	19.6	43	40.2
5	2	BRTC	020522	311	32	10.3		-		-	29	9.3	31	10.0		1.6	65	20.9	71	22.8	136	43.7
6	2	CCCUA	022209	100	12	12.0		-		-	17	17.0		1.0		1.0	19	19.0	33	33.0	52	52.0
7	2	CotO	009976	176	28	15.9		-		-	20	11.4	16	9.1		1.1	38	21.6	23	13.1	61	34.7
8	2	EACC	012260	231	19	8.2		-		-	37	16.0		0.4		-	38	16.5	50	21.6	88	38.1
9	2	MSCC	023482	128	12	9.4		-		-	10	7.8		-		-	10	7.8	32	25.0	42	32.8
10	2	NAC	012261	382	56	14.7		-		-	58	15.2	31	8.1		-	89	23.3	48	12.6	137	35.9
11	2	NPCC	012105	286	27	9.4		-		-	27	9.4	12	4.2		-	39	13.6	64	22.4	103	36.0
12	2	NWACC	030633	516	72	14.0		-		-	37	7.2		-		0.2	38	7.4	151	29.3	189	36.6
13	2	OZC	020870	182	15	8.2		-		-	19	10.4		0.5		0.5	21	11.5	35	19.2	56	30.8
14	2	PCCUA	001104	199	31	15.6		-		-	22	11.1		-		-	22	11.1	36	18.1	58	29.1
15	2	PTC	020753	994	100	10.1		-		-	67	6.7	40	4.0		0.8	115	11.6	294	29.6	409	41.1
16	2	RMCC	021111	122	15	12.3		-		-	14	11.5		3.3		-	18	14.8	12	9.8	30	24.6
17	2	SACC	020746	106		6.6		-		-		6.6		5.7		-	13	12.3	29	27.4	42	39.6
18	2	SAUT	007738	144	11	7.6		-		-	19	13.2	37	25.7		1.4	58	40.3	13	9.0	71	49.3
19	2	SEAC	005707	172	11	6.4		-		-	14	8.1		1.7		0.6	18	10.5	42	24.4	60	34.9
20	2	UACCB	020735	142	13	9.2		-		-	14	9.9		1.4		3.5	21	14.8	43	30.3	64	45.1
21	2	UACCH	005732	187	16	8.6		-		-	20	10.7	10	5.3	13	7.0	43	23.0	47	25.1	90	48.1
22	2	UACCM	005245	424	58	13.7		-		-	32	7.5		0.9		0.5	38	9.0	86	20.3	124	29.2
2-Year Colleges				6,179	684	11.1		-		-	698	11.3	303	4.9	53	0.9	1,054	17.1	1,346	21.8	2,400	38.8

NOTES: When a student received more than one award, only the highest award was counted.

TIME PERIOD CONSIDERATIONS:

1. CP Graduates are counted from these graduation dates = '092005', '102005', '112005', '122005', '012006', '022006', '032006', '042006', '052006', so this is essentially through the Spring term.
2. TC Graduates include 1 full academic year plus these graduation dates = '072006', '082006', '092006', '102006', '112006', '122006', so this is through the next Fall term.
3. Associate Graduates include 3 full academic years plus these graduation dates = '072008', '082008', so this includes the next 2 months of July and August.
4. AC Graduates include 4 full academic years plus these graduation dates = '072009', '082009', '092009', '102009', '112009', '122009', so this is through the next Fall term.
5. Baccalaureate Graduates include 6 full academic years plus these graduation dates = '072011', '082011', so this includes the next 2 months of July and August.
6. All student counts of less than 10 are not shown due to FERPA.

IPEDS/ADHE Graduation Rate Calculation

Cohort Year selected = 2007 and Time Period Covered = AFTER THREE (3) YEARS (from AY2007 thru AY2009) for Two-Year Colleges.

#	IT	College	FICE	Cohort	Transfers		Bacc.		Adv. Cert.		Assoc.		Tech. Cert.		Cert. Prof.		Graduates		Retained		Success	
					#	%	#	%	#	%	#	%	#	%	#	%	#	%	#	%	#	%
1	2	ANC	012860	268	20	7.5		-		-	34	12.7	21	7.8		0.7	57	21.3	43	16.0	100	37.3
2	2	ASUB	001091	742	86	11.6		-		-	136	18.3	66	8.9		1.1	210	28.3	122	16.4	332	44.7
3	2	ASUMH	901090	166	22	13.3		-		-	31	18.7		2.4	14	8.4	49	29.5	31	18.7	80	48.2
4	2	ASUN	011949	127	17	13.4		-		-	24	18.9		7.1		-	33	26.0	25	19.7	58	45.7
5	2	BRTC	020522	355	45	12.7		-		-	26	7.3	35	9.9		1.4	66	18.6	71	20.0	137	38.6
6	2	CCCUA	022209	85	11	12.9		-		-		10.6				-		10.6	22	25.9	31	36.5
7	2	CotO	009976	153	31	20.3		-		-	22	14.4		5.9		3.3	36	23.5	25	16.3	61	39.9
8	2	EACC	012260	248	38	15.3		-		-	23	9.3		0.8		-	25	10.1	49	19.8	74	29.8
9	2	MSCC	023482	141	16	11.3		-		-		4.3				-		4.3	35	24.8	41	29.1
10	2	NAC	012261	340	41	12.1		-		-	56	16.5	24	7.1		-	80	23.5	56	16.5	136	40.0
11	2	NPCC	012105	254	18	7.1		-		-	25	9.8	10	3.9		0.8	37	14.6	57	22.4	94	37.0
12	2	NWACC	030633	552	70	12.7		-		-	45	8.2				0.7	49	8.9	169	30.6	218	39.5
13	2	OZC	020870	156	17	10.9		-		-	31	19.9				2.6	35	22.4	28	17.9	63	40.4
14	2	PCCUA	001104	127	10	7.9		-		-	18	14.2		0.8		-	19	15.0	31	24.4	50	39.4
15	2	PTC	020753	832	90	10.8		-		-	68	8.2	36	4.3		1.0	112	13.5	232	27.9	344	41.3
16	2	RMCC	021111	132	20	15.2		-		-	20	15.2		2.3		-	23	17.4	23	17.4	46	34.8
17	2	SACC	020746	99	10	10.1		-		-		4.0		2.0		1.0		7.1	37	37.4	44	44.4
18	2	SAUT	007738	141	10	7.1		-		-	15	10.6	34	24.1	10	7.1	59	41.8	14	9.9	73	51.8
19	2	SEAC	005707	174	16	9.2		-		-	10	5.7		1.1		0.6	13	7.5	55	31.6	68	39.1
20	2	UACCB	020735	163	18	11.0		-		-	28	17.2		0.6		0.6	30	18.4	46	28.2	76	46.6
21	2	UACCH	005732	161	19	11.8		-		-	20	12.4		3.1		3.7	31	19.3	32	19.9	63	39.1
22	2	UACCM	005245	415	64	15.4		-		-	52	12.5		0.2		1.0	57	13.7	66	15.9	123	29.6
2-Year Colleges				5,831	689	11.8		-		-	703	12.1	265	4.5	75	1.3	1,043	17.9	1,269	21.8	2,312	39.7

NOTES: When a student received more than one award, only the highest award was counted.

TIME PERIOD CONSIDERATIONS:

1. CP Graduates are counted from these graduation dates = '092006', '102006', '112006', '122006', '012007', '022007', '032007', '042007', '052007', so this is essentially through the Spring term.
2. TC Graduates include 1 full academic year plus these graduation dates = '072007', '082007', '092007', '102007', '112007', '122007', so this is through the next Fall term.
3. Associate Graduates include 3 full academic years plus these graduation dates = '072009', '082009', so this includes the next 2 months of July and August.
4. AC Graduates include 4 full academic years plus these graduation dates = '072010', '082010', '092010', '102010', '112010', '122010', so this is through the next Fall term.
5. Baccalaureate Graduates include 6 full academic years plus these graduation dates = '072012', '082012', so this includes the next 2 months of July and August.
6. All student counts of less than 10 are not shown due to FERPA.

IPEDS/ADHE Graduation Rate Calculation

Cohort Year selected = 2008 and Time Period Covered = AFTER THREE (3) YEARS (from AY2008 thru AY2010) for Two-Year Colleges.

#	IT	College	FICE	Cohort	Transfers		Bacc.		Adv. Cert.		Assoc.		Tech. Cert.		Cert. Prof.		Graduates		Retained		Success	
					#	%	#	%	#	%	#	%	#	%	#	%	#	%	#	%	#	%
1	2	ANC	012860	286	23	8.0		-		-	35	12.2	24	8.4		-	59	20.6	61	21.3	120	42.0
2	2	ASUB	001091	765	77	10.1		-		-	173	22.6	51	6.7	17	2.2	241	31.5	140	18.3	381	49.8
3	2	ASUMH	901090	193	13	6.7		-		-	46	23.8		1.6	13	6.7	62	32.1	36	18.7	98	50.8
4	2	ASUN	011949	121	16	13.2		-		-	16	13.2	12	9.9		-	28	23.1	21	17.4	49	40.5
5	2	BRTC	020522	435	29	6.7		-		-	69	15.9	54	12.4		1.4	129	29.7	96	22.1	225	51.7
6	2	CCCUA	022209	133	20	15.0		-		-	10	7.5		5.3		3.8	22	16.5	34	25.6	56	42.1
7	2	CotO	009976	155	17	11.0		-		-	21	13.5	19	12.3		1.3	42	27.1	19	12.3	61	39.4
8	2	EACC	012260	247	28	11.3		-		-	25	10.1	11	4.5		-	36	14.6	66	26.7	102	41.3
9	2	MSCC	023482	150	13	8.7		-		-	15	10.0		-		-	15	10.0	40	26.7	55	36.7
10	2	NAC	012261	400	46	11.5		-		-	49	12.3	23	5.8		0.8	75	18.8	89	22.3	164	41.0
11	2	NPCC	012105	307	28	9.1		-		-	32	10.4	25	8.1		0.7	59	19.2	83	27.0	142	46.3
12	2	NWACC	030633	656	80	12.2		-		-	73	11.1		-		0.5	76	11.6	205	31.3	281	42.8
13	2	OZC	020870	214	18	8.4		-		-	29	13.6		0.5		2.8	36	16.8	51	23.8	87	40.7
14	2	PCCUA	001104	122	18	14.8		-		-	19	15.6		4.1		-	24	19.7	22	18.0	46	37.7
15	2	PTC	020753	892	73	8.2		-		-	61	6.8	49	5.5		0.6	115	12.9	286	32.1	401	45.0
16	2	RMCC	021111	115	20	17.4		-		-	16	13.9		1.7		-	18	15.7	15	13.0	33	28.7
17	2	SACC	020746	127	14	11.0		-		-		6.3		0.8		3.1	13	10.2	39	30.7	52	40.9
18	2	SAUT	007738	196	13	6.6		-		-	32	16.3	22	11.2		4.1	62	31.6	27	13.8	89	45.4
19	2	SEAC	005707	215	15	7.0		-		-	14	6.5		0.9		0.9	18	8.4	69	32.1	87	40.5
20	2	UACCB	020735	220	27	12.3		-		-	21	9.5		-	37	16.8	58	26.4	31	14.1	89	40.5
21	2	UACCH	005732	249	15	6.0		-		-	32	12.9		1.6		3.6	45	18.1	54	21.7	99	39.8
22	2	UACCM	005245	483	55	11.4		-		-	87	18.0		0.8		0.4	93	19.3	98	20.3	191	39.5
2-Year Colleges				6,681	658	9.8		-		-	883	13.2	319	4.8	124	1.9	1,326	19.8	1,582	23.7	2,908	43.5

NOTES: When a student received more than one award, only the highest award was counted.

TIME PERIOD CONSIDERATIONS:

1. CP Graduates are counted from these graduation dates = '092007', '102007', '112007', '122007', '012008', '022008', '032008', '042008', '052008', so this is essentially through the Spring term.
2. TC Graduates include 1 full academic year plus these graduation dates = '072008', '082008', '092008', '102008', '112008', '122008', so this is through the next Fall term.
3. Associate Graduates include 3 full academic years plus these graduation dates = '072010', '082010', so this includes the next 2 months of July and August.
4. AC Graduates include 4 full academic years plus these graduation dates = '072011', '082011', '092011', '102011', '112011', '122011', so this is through the next Fall term.
5. Baccalaureate Graduates include 6 full academic years plus these graduation dates = '072013', '082013', so this includes the next 2 months of July and August.
6. All counts of less than 10 are not shown due to FERPA

IPEDS/ADHE Graduation Rate Calculation

Cohort Year selected = 2009 and Time Period Covered = AFTER THREE (3) YEARS (from AY2009 thru AY2011) for Two-Year Colleges.

#	IT	College	FICE	Cohort	Transfers		Bacc.		Adv. Cert.		Assoc.		Tech. Cert.		Cert. Prof.		Graduates		Retained		Success	
					#	%	#	%	#	%	#	%	#	%	#	%	#	%	#	%	#	%
1	2	ANC	012860	245	18	7.3		-		-	39	15.9	20	8.2		-	59	24.1	54	22.0	113	46.1
2	2	ASUB	001091	783	90	11.5		-		-	173	22.1	40	5.1	26	3.3	239	30.5	148	18.9	387	49.4
3	2	ASUMH	901090	233	21	9.0		-		-	57	24.5		1.3	15	6.4	75	32.2	40	17.2	115	49.4
4	2	ASUN	011949	199	16	8.0		-		-	23	11.6	39	19.6		2.0	66	33.2	21	10.6	87	43.7
5	2	BRTC	020522	345	42	12.2		-		-	40	11.6	31	9.0		1.2	75	21.7	77	22.3	152	44.1
6	2	CCCUA	022209	134		5.2		-		-	13	9.7		4.5		6.0	27	20.1	38	28.4	65	48.5
7	2	CotO	009976	163	23	14.1		-		-	30	18.4		4.3		2.5	41	25.2	28	17.2	69	42.3
8	2	EACC	012260	241	24	10.0		-		-	30	12.4	13	5.4		0.4	44	18.3	63	26.1	107	44.4
9	2	MSCC	023482	171	21	12.3		-		-	17	9.9		-		0.6	18	10.5	39	22.8	57	33.3
10	2	NAC	012261	426	35	8.2		-		-	48	11.3	10	2.3		0.7	61	14.3	88	20.7	149	35.0
11	2	NPCC	012105	336	26	7.7		-		-	35	10.4	18	5.4		1.2	57	17.0	91	27.1	148	44.0
12	2	NWACC	030633	668	56	8.4		-		-	74	11.1		-		0.1	75	11.2	222	33.2	297	44.5
13	2	OZC	020870	172	18	10.5		-		-	22	12.8		0.6		1.7	26	15.1	45	26.2	71	41.3
14	2	PCCUA	001104	141	13	9.2		-		-	26	18.4		3.5		-	31	22.0	38	27.0	69	48.9
15	2	PTC	020753	812	59	7.3		-		-	90	11.1	29	3.6		0.5	123	15.1	264	32.5	387	47.7
16	2	RMCC	021111	121	12	9.9		-		-	23	19.0		-		-	23	19.0	17	14.0	40	33.1
17	2	SACC	020746	161	13	8.1		-		-	12	7.5		1.9		1.9	18	11.2	52	32.3	70	43.5
18	2	SAUT	007738	209	25	12.0		-		-	41	19.6	31	14.8	10	4.8	82	39.2	24	11.5	106	50.7
19	2	SEAC	005707	191		3.7		-		-		3.1		0.5	16	8.4	23	12.0	53	27.7	76	39.8
20	2	UACCB	020735	203	39	19.2		-		-	38	18.7		-	18	8.9	56	27.6	33	16.3	89	43.8
21	2	UACCH	005732	166	17	10.2		-		-	19	11.4	14	8.4	17	10.2	50	30.1	40	24.1	90	54.2
22	2	UACCM	005245	473	44	9.3		-		-	96	20.3		0.8		1.1	105	22.2	87	18.4	192	40.6
2-Year Colleges				6,593	626	9.5		-		-	952	14.4	275	4.2	147	2.2	1,374	20.8	1,562	23.7	2,936	44.5

NOTES: When a student received more than one award, only the highest award was counted.

TIME PERIOD CONSIDERATIONS:

1. CP Graduates are counted from these graduation dates = '092008', '102008', '112008', '122008', '012009', '022009', '032009', '042009', '052009', so this is essentially through the Spring term.
2. TC Graduates include 1 full academic year plus these graduation dates = '072009', '082009', '092009', '102009', '112009', '122009', so this is through the next Fall term.
3. Associate Graduates include 3 full academic years plus these graduation dates = '072011', '082011', so this includes the next 2 months of July and August.
4. AC Graduates include 4 full academic years plus these graduation dates = '072012', '082012', '092012', '102012', '112012', '122012', so this is through the next Fall term.
5. Baccalaureate Graduates include 6 full academic years plus these graduation dates = '072014', '082014', so this includes the next 2 months of July and August.
6. All counts of less than 10 are not shown due to FERPA

IPEDS/ADHE Graduation Rate Calculation

Cohort Year selected = 2010 and Time Period Covered = AFTER THREE (3) YEARS (from AY2010 thru AY2012) for Two-Year Colleges.

#	IT	College	FICE	Cohort	Transfers		Bacc.		Adv. Cert.		Assoc.		Tech. Cert.		Cert. Prof.		Graduates		Retained		Success	
					#	%	#	%	#	%	#	%	#	%	#	%	#	%	#	%	#	%
1	2	ANC	012860	357	22	6.2		-		-	36	10.1	18	5.0		1.7	60	16.8	79	22.1	139	38.9
2	2	ASUB	001091	949	108	11.4		-		-	207	21.8	54	5.7	29	3.1	290	30.6	166	17.5	456	48.1
3	2	ASUMH	901090	214	15	7.0		-		-	58	27.1		1.4	25	11.7	86	40.2	33	15.4	119	55.6
4	2	ASUN	011949	257	10	3.9		-		-	32	12.5	38	14.8	12	4.7	82	31.9	31	12.1	113	44.0
5	2	BRTC	020522	496	53	10.7		-		-	62	12.5	35	7.1		1.2	103	20.8	108	21.8	211	42.5
6	2	CCCUA	022209	150	20	13.3		-		-	19	12.7		4.0		4.7	32	21.3	27	18.0	59	39.3
7	2	CotO	009976	133		5.3		-		-	16	12.0	18	13.5		4.5	40	30.1	21	15.8	61	45.9
8	2	EACC	012260	293	37	12.6		-		-	20	6.8	22	7.5		0.3	43	14.7	58	19.8	101	34.5
9	2	MSCC	023482	200	17	8.5		-		-	13	6.5		-		3.5	20	10.0	53	26.5	73	36.5
10	2	NAC	012261	502	58	11.6		-		-	60	12.0	21	4.2		1.4	88	17.5	104	20.7	192	38.2
11	2	NPCC	012105	520	46	8.8		-		-	56	10.8	16	3.1		0.4	74	14.2	138	26.5	212	40.8
12	2	NWACC	030633	797	100	12.5		-		-	94	11.8		-		0.4	97	12.2	252	31.6	349	43.8
13	2	OZC	020870	222	19	8.6		-		-	35	15.8		-		1.8	39	17.6	46	20.7	85	38.3
14	2	PCCUA	001104	216	28	13.0		-		-	28	13.0		2.3		0.5	34	15.7	51	23.6	85	39.4
15	2	PTC	020753	1,091	114	10.4		-		-	90	8.2	30	2.7		0.5	126	11.5	355	32.5	481	44.1
16	2	RMCC	021111	141	11	7.8		-		-	20	14.2		0.7		-	21	14.9	32	22.7	53	37.6
17	2	SACC	020746	146	13	8.9		-		-	13	8.9		1.4		1.4	17	11.6	41	28.1	58	39.7
18	2	SAUT	007738	221	19	8.6		-		-	30	13.6	27	12.2	17	7.7	74	33.5	22	10.0	96	43.4
19	2	SEAC	005707	274	21	7.7		-		-	25	9.1		2.6	27	9.9	59	21.5	45	16.4	104	38.0
20	2	UACCB	020735	294	33	11.2		-		-	46	15.6		-	29	9.9	75	25.5	52	17.7	127	43.2
21	2	UACCH	005732	243	10	4.1		-		-	30	12.3	10	4.1	14	5.8	54	22.2	46	18.9	100	41.2
22	2	UACCM	005245	621	73	11.8		-		-	109	17.6		0.3		1.3	119	19.2	100	16.1	219	35.3
2-Year Colleges				8,337	834	10.0		-		-	1,099	13.2	315	3.8	219	2.6	1,633	19.6	1,860	22.3	3,493	41.9

NOTES: When a student received more than one award, only the highest award was counted.

TIME PERIOD CONSIDERATIONS:

1. CP Graduates are counted from these graduation dates = '092009', '102009', '112009', '122009', '012010', '022010', '032010', '042010', '052010', so this is essentially through the Spring term.
2. TC Graduates include 1 full academic year plus these graduation dates = '072010', '082010', '092010', '102010', '112010', '122010', so this is through the next Fall term.
3. Associate Graduates include 3 full academic years plus these graduation dates = '072012', '082012', so this includes the next 2 months of July and August.
4. AC Graduates include 4 full academic years plus these graduation dates = '072013', '082013', '092013', '102013', '112013', '122013', so this is through the next Fall term.
5. Baccalaureate Graduates include 6 full academic years plus these graduation dates = '072015', '082015', so this includes the next 2 months of July and August.
6. All counts of less than 10 are not shown due to FERPA

IPEDS/ADHE Graduation Rate Calculation: Sorted by Institution

Legend

CY2003 Cohort Year selected = 2003 and Time Period Covered = AFTER SIX (6) YEARS (from AY2003 thru AY2008) for Four-Year Universities.
 CY2004 Cohort Year selected = 2004 and Time Period Covered = AFTER SIX (6) YEARS (from AY2004 thru AY2009) for Four-Year Universities.
 CY2005 Cohort Year selected = 2005 and Time Period Covered = AFTER SIX (6) YEARS (from AY2005 thru AY2010) for Four-Year Universities.
 CY2006 Cohort Year selected = 2006 and Time Period Covered = AFTER SIX (6) YEARS (from AY2006 thru AY2011) for Four-Year Universities.
 CY2007 Cohort Year selected = 2007 and Time Period Covered = AFTER SIX (6) YEARS (from AY2007 thru AY2012) for Four-Year Universities.

Cohort Year	#	IT	College	FICE	Cohort	Transfers		Bacc.		Adv. Cert.		Assoc.		Tech. Cert.		Cert. Prof.		Graduates		Retained		Success	
						#	%	#	%	#	%	#	%	#	%	#	%	#	%	#	%	#	%
CY2003	1	1	ASUJ	001090	1,546	318	20.6	587	38.0	-	-	0.2	-	-	-	-	-	590	38.2	109	7.1	699	45.2
CY2004	1	1	ASUJ	001090	1,433	258	18.0	518	36.1	-	-	0.6	-	-	-	-	-	527	36.8	101	7.0	628	43.8
CY2005	1	1	ASUJ	001090	1,303	248	19.0	427	32.8	-	-	0.3	-	-	-	-	-	431	33.1	98	7.5	529	40.6
CY2006	1	1	ASUJ	001090	1,491	244	16.4	560	37.6	-	-	0.3	-	-	-	-	-	565	37.9	81	5.4	646	43.3
CY2007	1	1	ASUJ	001090	1,663	304	18.3	645	38.8	-	-	0.5	-	-	-	-	-	653	39.3	104	6.3	757	45.5
CY2003	2	1	ATU	001089	1,170	272	23.2	439	37.5	-	-	0.3	-	-	-	-	-	442	37.8	57	4.9	499	42.6
CY2004	2	1	ATU	001089	1,450	288	19.9	536	37.0	-	-	0.6	84	5.8	-	-	-	628	43.3	71	4.9	699	48.2
CY2005	2	1	ATU	001089	1,403	312	22.2	469	33.4	-	-	11	0.8	66	4.7	-	-	546	38.9	85	6.1	631	45.0
CY2006	2	1	ATU	001089	1,460	290	19.9	562	38.5	-	-	0.6	53	3.6	-	-	-	624	42.7	65	4.5	689	47.2
CY2007	2	1	ATU	001089	1,435	329	22.9	527	36.7	-	-	18	1.3	29	2.0	11	0.8	585	40.8	67	4.7	652	45.4
CY2003	3	1	HSU	001098	618	157	25.4	214	34.6	-	-	-	-	-	-	-	-	214	34.6	36	5.8	250	40.5
CY2004	3	1	HSU	001098	534	132	24.7	175	32.8	-	-	-	-	-	-	-	-	175	32.8	31	5.8	206	38.6
CY2005	3	1	HSU	001098	587	143	24.4	186	31.7	-	-	-	-	-	-	-	-	186	31.7	38	6.5	224	38.2
CY2006	3	1	HSU	001098	560	168	30.0	170	30.4	-	-	-	-	-	-	-	-	170	30.4	23	4.1	193	34.5
CY2007	3	1	HSU	001098	588	148	25.2	206	35.0	-	-	-	-	-	-	-	-	206	35.0	26	4.4	232	39.5
CY2003	4	1	SAUM	001107	579	120	20.7	162	28.0	-	-	1.2	-	-	-	-	-	169	29.2	23	4.0	192	33.2
CY2004	4	1	SAUM	001107	544	99	18.2	169	31.1	-	-	0.6	-	-	-	-	-	172	31.6	16	2.9	188	34.6
CY2005	4	1	SAUM	001107	647	112	17.3	205	31.7	-	-	1.1	-	-	-	-	-	212	32.8	23	3.6	235	36.3
CY2006	4	1	SAUM	001107	566	109	19.3	180	31.8	-	-	0.7	-	-	-	-	-	184	32.5	26	4.6	210	37.1
CY2007	4	1	SAUM	001107	588	115	19.6	193	32.8	-	-	0.5	-	-	-	-	-	196	33.3	16	2.7	212	36.1
CY2003	5	1	UAF	001108	2,157	365	16.9	1,209	56.1	-	-	-	-	-	-	-	-	1,209	56.1	117	5.4	1,326	61.5
CY2004	5	1	UAF	001108	2,277	384	16.9	1,313	57.7	-	-	-	-	-	-	-	-	1,313	57.7	128	5.6	1,441	63.3
CY2005	5	1	UAF	001108	2,422	411	17.0	1,371	56.6	-	-	-	-	-	-	-	-	1,371	56.6	100	4.1	1,471	60.7
CY2006	5	1	UAF	001108	2,665	456	17.1	1,550	58.2	-	-	-	-	-	-	-	-	1,550	58.2	125	4.7	1,675	62.9
CY2007	5	1	UAF	001108	2,725	403	14.8	1,636	60.0	-	-	-	-	-	-	-	-	1,636	60.0	119	4.4	1,755	64.4
CY2003	6	1	UAFS	001110	1,040	154	14.8	112	10.8	-	-	78	7.5	0.1	-	0.5	-	196	18.8	127	12.2	323	31.1
CY2004	6	1	UAFS	001110	772	127	16.5	113	14.6	-	-	59	7.6	0.1	-	0.3	-	175	22.7	90	11.7	265	34.3
CY2005	6	1	UAFS	001110	833	145	17.4	120	14.4	-	-	62	7.4	0.2	-	-	-	184	22.1	95	11.4	279	33.5
CY2006	6	1	UAFS	001110	772	128	16.6	138	17.9	-	-	40	5.2	0.3	-	0.3	-	182	23.6	86	11.1	268	34.7
CY2007	6	1	UAFS	001110	802	139	17.3	180	22.4	-	-	36	4.5	-	-	-	-	216	26.9	100	12.5	316	39.4
CY2003	7	1	UALR	001101	739	170	23.0	142	19.2	-	-	0.4	-	-	-	-	-	145	19.6	96	13.0	241	32.6
CY2004	7	1	UALR	001101	691	173	25.0	99	14.3	-	-	0.3	-	-	-	-	-	101	14.6	68	9.8	169	24.5
CY2005	7	1	UALR	001101	761	199	26.1	158	20.8	-	-	0.5	-	-	-	-	-	162	21.3	67	8.8	229	30.1
CY2006	7	1	UALR	001101	762	168	22.0	162	21.3	-	-	0.7	-	-	-	-	-	167	21.9	70	9.2	237	31.1
CY2007	7	1	UALR	001101	605	147	24.3	113	18.7	-	-	0.7	-	-	-	-	-	117	19.3	67	11.1	184	30.4

Cohort Year	#	IT	College	FICE	Cohort	Transfers		Bacc.		Adv. Cert.		Assoc.		Tech. Cert.		Cert. Prof.		Graduates		Retained		Success	
						#	%	#	%	#	%	#	%	#	%	#	%	#	%	#	%	#	%
CY2003	8	1	UAM	001085	528	102	19.3	126	23.9		-		1.3		-		-	133	25.2	37	7.0	170	32.2
CY2004	8	1	UAM	001085	679	130	19.1	130	19.1		-	14	2.1	26	3.8		-	170	25.0	50	7.4	220	32.4
CY2005	8	1	UAM	001085	630	107	17.0	140	22.2		-	12	1.9	12	1.9		-	164	26.0	40	6.3	204	32.4
CY2006	8	1	UAM	001085	627	102	16.3	123	19.6		-	19	3.0	33	5.3		-	175	27.9	33	5.3	208	33.2
CY2007	8	1	UAM	001085	633	108	17.1	128	20.2		0.2	20	3.2	19	3.0		0.3	170	26.9	35	5.5	205	32.4
CY2003	9	1	UAMS	001109	UAMS has no graduation rate as they have no first-time entering students.																		
CY2004	9	1	UAMS	001109																			
CY2005	9	1	UAMS	001109																			
CY2006	9	1	UAMS	001109																			
CY2007	9	1	UAMS	001109																			
CY2003	10	1	UAPB	001086	718	106	14.8	199	27.7		-		-		-		-	199	27.7	58	8.1	257	35.8
CY2004	10	1	UAPB	001086	733	94	12.8	183	25.0		-		-		-		-	183	25.0	60	8.2	243	33.2
CY2005	10	1	UAPB	001086	694	101	14.6	167	24.1		-		-		-		-	167	24.1	44	6.3	211	30.4
CY2006	10	1	UAPB	001086	714	114	16.0	164	23.0		-		-		-		-	164	23.0	38	5.3	202	28.3
CY2007	10	1	UAPB	001086	691	83	12.0	191	27.6		-		-		-		-	191	27.6	32	4.6	223	32.3
CY2003	11	1	UCA	001092	1,766	479	27.1	724	41.0		-		0.1		-		-	725	41.1	92	5.2	817	46.3
CY2004	11	1	UCA	001092	2,414	671	27.8	988	40.9		-		0.1		-		-	990	41.0	112	4.6	1,102	45.7
CY2005	11	1	UCA	001092	2,216	550	24.8	937	42.3		-		0.3		-		-	943	42.6	114	5.1	1,057	47.7
CY2006	11	1	UCA	001092	2,424	570	23.5	968	39.9		-		0.2		-		-	972	40.1	138	5.7	1,110	45.8
CY2007	11	1	UCA	001092	2,352	556	23.6	956	40.6		-		0.2		-		-	960	40.8	104	4.4	1,064	45.2
CY2003	4-Year Universities				10,861	2,243	20.7	3,914	36.0		-	102	0.9		-		-	4,022	37.0	752	6.9	4,774	44.0
CY2004	4-Year Universities				11,527	2,356	20.4	4,224	36.6		-	97	0.8	111	1.0		-	4,434	38.5	727	6.3	5,161	44.8
CY2005	4-Year Universities				11,496	2,328	20.3	4,180	36.4		-	106	0.9	80	0.7		-	4,366	38.0	704	6.1	5,070	44.1
CY2006	4-Year Universities				12,041	2,349	19.5	4,577	38.0		-	86	0.7	88	0.7		-	4,753	39.5	685	5.7	5,438	45.2
CY2007	4-Year Universities				12,082	2,332	19.3	4,775	39.5		-	93	0.8	48	0.4	13	0.1	4,930	40.8	670	5.5	5,600	46.3

NOTE: Counts of less than 10 are not shown due to FERPA.

IPEDS/ADHE Graduation Rate Calculation: Sorted by Institution

Legend

CY2006 Cohort Year selected = 2006 and Time Period Covered = AFTER THREE (3) YEARS (from AY2006 thru AY2008) for Two-Year Colleges.
 CY2007 Cohort Year selected = 2007 and Time Period Covered = AFTER THREE (3) YEARS (from AY2007 thru AY2009) for Two-Year Colleges.
 CY2008 Cohort Year selected = 2008 and Time Period Covered = AFTER THREE (3) YEARS (from AY2008 thru AY2010) for Two-Year Colleges.
 CY2009 Cohort Year selected = 2009 and Time Period Covered = AFTER THREE (3) YEARS (from AY2009 thru AY2011) for Two-Year Colleges.
 CY2010 Cohort Year selected = 2010 and Time Period Covered = AFTER THREE (3) YEARS (from AY2010 thru AY2012) for Two-Year Colleges.

Cohort Year	#	IT	College	FICE	Cohort	Transfers		Bacc.		Adv. Cert.		Assoc.		Tech. Cert.		Cert. Prof.		Graduates		Retained		Success	
						#	%	#	%	#	%	#	%	#	%	#	%	#	%	#	%	#	%
CY2006	1	2	ANC	012860	335	15	4.5		-		-	37	11.0	22	6.6		-	59	17.6	62	18.5	121	36.1
CY2007	1	2	ANC	012860	268	20	7.5		-		-	34	12.7	21	7.8		0.7	57	21.3	43	16.0	100	37.3
CY2008	1	2	ANC	012860	286	23	8.0		-		-	35	12.2	24	8.4		-	59	20.6	61	21.3	120	42.0
CY2009	1	2	ANC	012860	245	18	7.3		-		-	39	15.9	20	8.2		-	59	24.1	54	22.0	113	46.1
CY2010	1	2	ANC	012860	357	22	6.2		-		-	36	10.1	18	5.0		1.7	60	16.8	79	22.1	139	38.9
CY2006	2	2	ASUB	001091	755	104	13.8		-		-	156	20.7	68	9.0	10	1.3	234	31.0	127	16.8	361	47.8
CY2007	2	2	ASUB	001091	742	86	11.6		-		-	136	18.3	66	8.9		1.1	210	28.3	122	16.4	332	44.7
CY2008	2	2	ASUB	001091	765	77	10.1		-		-	173	22.6	51	6.7	17	2.2	241	31.5	140	18.3	381	49.8
CY2009	2	2	ASUB	001091	783	90	11.5		-		-	173	22.1	40	5.1	26	3.3	239	30.5	148	18.9	387	49.4
CY2010	2	2	ASUB	001091	949	108	11.4		-		-	207	21.8	54	5.7	29	3.1	290	30.6	166	17.5	456	48.1
CY2006	3	2	ASUMH	901090	180	24	13.3		-		-	32	17.8		1.1		1.1	36	20.0	27	15.0	63	35.0
CY2007	3	2	ASUMH	901090	166	22	13.3		-		-	31	18.7		2.4	14	8.4	49	29.5	31	18.7	80	48.2
CY2008	3	2	ASUMH	901090	193	13	6.7		-		-	46	23.8		1.6	13	6.7	62	32.1	36	18.7	98	50.8
CY2009	3	2	ASUMH	901090	233	21	9.0		-		-	57	24.5		1.3	15	6.4	75	32.2	40	17.2	115	49.4
CY2010	3	2	ASUMH	901090	214	15	7.0		-		-	58	27.1		1.4	25	11.7	86	40.2	33	15.4	119	55.6
CY2006	4	2	ASUN	011949	107		5.6		-		-	10	9.3	12	11.2		-	22	20.6	21	19.6	43	40.2
CY2007	4	2	ASUN	011949	127	17	13.4		-		-	24	18.9		7.1		-	33	26.0	25	19.7	58	45.7
CY2008	4	2	ASUN	011949	121	16	13.2		-		-	16	13.2	12	9.9		-	28	23.1	21	17.4	49	40.5
CY2009	4	2	ASUN	011949	199	16	8.0		-		-	23	11.6	39	19.6		2.0	66	33.2	21	10.6	87	43.7
CY2010	4	2	ASUN	011949	257	10	3.9		-		-	32	12.5	38	14.8	12	4.7	82	31.9	31	12.1	113	44.0
CY2006	5	2	BRTC	020522	311	32	10.3		-		-	29	9.3	31	10.0		1.6	65	20.9	71	22.8	136	43.7
CY2007	5	2	BRTC	020522	355	45	12.7		-		-	26	7.3	35	9.9		1.4	66	18.6	71	20.0	137	38.6
CY2008	5	2	BRTC	020522	435	29	6.7		-		-	69	15.9	54	12.4		1.4	129	29.7	96	22.1	225	51.7
CY2009	5	2	BRTC	020522	345	42	12.2		-		-	40	11.6	31	9.0		1.2	75	21.7	77	22.3	152	44.1
CY2010	5	2	BRTC	020522	496	53	10.7		-		-	62	12.5	35	7.1		1.2	103	20.8	108	21.8	211	42.5
CY2006	6	2	CCCUA	022209	100	12	12.0		-		-	17	17.0		1.0		1.0	19	19.0	33	33.0	52	52.0
CY2007	6	2	CCCUA	022209	85	11	12.9		-		-		10.6		-		-		10.6	22	25.9	31	36.5
CY2008	6	2	CCCUA	022209	133	20	15.0		-		-	10	7.5		5.3		3.8	22	16.5	34	25.6	56	42.1
CY2009	6	2	CCCUA	022209	134		5.2		-		-	13	9.7		4.5		6.0	27	20.1	38	28.4	65	48.5
CY2010	6	2	CCCUA	022209	150	20	13.3		-		-	19	12.7		4.0		4.7	32	21.3	27	18.0	59	39.3
CY2006	7	2	CotO	009976	176	28	15.9		-		-	20	11.4	16	9.1		1.1	38	21.6	23	13.1	61	34.7
CY2007	7	2	CotO	009976	153	31	20.3		-		-	22	14.4		5.9		3.3	36	23.5	25	16.3	61	39.9
CY2008	7	2	CotO	009976	155	17	11.0		-		-	21	13.5	19	12.3		1.3	42	27.1	19	12.3	61	39.4
CY2009	7	2	CotO	009976	163	23	14.1		-		-	30	18.4		4.3		2.5	41	25.2	28	17.2	69	42.3
CY2010	7	2	CotO	009976	133		5.3		-		-	16	12.0	18	13.5		4.5	40	30.1	21	15.8	61	45.9

Cohort Year	#	IT	College	FICE	Cohort	Transfers		Bacc.		Adv. Cert.		Assoc.		Tech. Cert.		Cert. Prof.		Graduates		Retained		Success	
						#	%	#	%	#	%	#	%	#	%	#	%	#	%	#	%	#	%
CY2006	8	2	EACC	012260	231	19	8.2	-	-	-	-	37	16.0		0.4	-	-	38	16.5	50	21.6	88	38.1
CY2007	8	2	EACC	012260	248	38	15.3	-	-	-	-	23	9.3		0.8	-	-	25	10.1	49	19.8	74	29.8
CY2008	8	2	EACC	012260	247	28	11.3	-	-	-	-	25	10.1	11	4.5	-	-	36	14.6	66	26.7	102	41.3
CY2009	8	2	EACC	012260	241	24	10.0	-	-	-	-	30	12.4	13	5.4	0.4	-	44	18.3	63	26.1	107	44.4
CY2010	8	2	EACC	012260	293	37	12.6	-	-	-	-	20	6.8	22	7.5	0.3	-	43	14.7	58	19.8	101	34.5
CY2006	9	2	MSCC	023482	128	12	9.4	-	-	-	-	10	7.8		-	-	-	10	7.8	32	25.0	42	32.8
CY2007	9	2	MSCC	023482	141	16	11.3	-	-	-	-		4.3		-	-	-		4.3	35	24.8	41	29.1
CY2008	9	2	MSCC	023482	150	13	8.7	-	-	-	-	15	10.0		-	-	-	15	10.0	40	26.7	55	36.7
CY2009	9	2	MSCC	023482	171	21	12.3	-	-	-	-	17	9.9		-	0.6	-	18	10.5	39	22.8	57	33.3
CY2010	9	2	MSCC	023482	200	17	8.5	-	-	-	-	13	6.5		-	3.5	-	20	10.0	53	26.5	73	36.5
CY2006	10	2	NAC	012261	382	56	14.7	-	-	-	-	58	15.2	31	8.1	-	-	89	23.3	48	12.6	137	35.9
CY2007	10	2	NAC	012261	340	41	12.1	-	-	-	-	56	16.5	24	7.1	-	-	80	23.5	56	16.5	136	40.0
CY2008	10	2	NAC	012261	400	46	11.5	-	-	-	-	49	12.3	23	5.8	0.8	-	75	18.8	89	22.3	164	41.0
CY2009	10	2	NAC	012261	426	35	8.2	-	-	-	-	48	11.3	10	2.3	0.7	-	61	14.3	88	20.7	149	35.0
CY2010	10	2	NAC	012261	502	58	11.6	-	-	-	-	60	12.0	21	4.2	1.4	-	88	17.5	104	20.7	192	38.2
CY2006	11	2	NPCC	012105	286	27	9.4	-	-	-	-	27	9.4	12	4.2	-	-	39	13.6	64	22.4	103	36.0
CY2007	11	2	NPCC	012105	254	18	7.1	-	-	-	-	25	9.8	10	3.9	0.8	-	37	14.6	57	22.4	94	37.0
CY2008	11	2	NPCC	012105	307	28	9.1	-	-	-	-	32	10.4	25	8.1	0.7	-	59	19.2	83	27.0	142	46.3
CY2009	11	2	NPCC	012105	336	26	7.7	-	-	-	-	35	10.4	18	5.4	1.2	-	57	17.0	91	27.1	148	44.0
CY2010	11	2	NPCC	012105	520	46	8.8	-	-	-	-	56	10.8	16	3.1	0.4	-	74	14.2	138	26.5	212	40.8
CY2006	12	2	NWACC	030633	516	72	14.0	-	-	-	-	37	7.2		-	0.2	-	38	7.4	151	29.3	189	36.6
CY2007	12	2	NWACC	030633	552	70	12.7	-	-	-	-	45	8.2		-	0.7	-	49	8.9	169	30.6	218	39.5
CY2008	12	2	NWACC	030633	656	80	12.2	-	-	-	-	73	11.1		-	0.5	-	76	11.6	205	31.3	281	42.8
CY2009	12	2	NWACC	030633	668	56	8.4	-	-	-	-	74	11.1		-	0.1	-	75	11.2	222	33.2	297	44.5
CY2010	12	2	NWACC	030633	797	100	12.5	-	-	-	-	94	11.8		-	0.4	-	97	12.2	252	31.6	349	43.8
CY2006	13	2	OZC	020870	182	15	8.2	-	-	-	-	19	10.4		0.5	0.5	-	21	11.5	35	19.2	56	30.8
CY2007	13	2	OZC	020870	156	17	10.9	-	-	-	-	31	19.9		-	2.6	-	35	22.4	28	17.9	63	40.4
CY2008	13	2	OZC	020870	214	18	8.4	-	-	-	-	29	13.6		0.5	2.8	-	36	16.8	51	23.8	87	40.7
CY2009	13	2	OZC	020870	172	18	10.5	-	-	-	-	22	12.8		0.6	1.7	-	26	15.1	45	26.2	71	41.3
CY2010	13	2	OZC	020870	222	19	8.6	-	-	-	-	35	15.8		-	1.8	-	39	17.6	46	20.7	85	38.3
CY2006	14	2	PCCUA	001104	199	31	15.6	-	-	-	-	22	11.1		-	-	-	22	11.1	36	18.1	58	29.1
CY2007	14	2	PCCUA	001104	127	10	7.9	-	-	-	-	18	14.2		0.8	-	-	19	15.0	31	24.4	50	39.4
CY2008	14	2	PCCUA	001104	122	18	14.8	-	-	-	-	19	15.6		4.1	-	-	24	19.7	22	18.0	46	37.7
CY2009	14	2	PCCUA	001104	141	13	9.2	-	-	-	-	26	18.4		3.5	-	-	31	22.0	38	27.0	69	48.9
CY2010	14	2	PCCUA	001104	216	28	13.0	-	-	-	-	28	13.0		2.3	0.5	-	34	15.7	51	23.6	85	39.4
CY2006	15	2	PTC	020753	994	100	10.1	-	-	-	-	67	6.7	40	4.0	0.8	-	115	11.6	294	29.6	409	41.1
CY2007	15	2	PTC	020753	832	90	10.8	-	-	-	-	68	8.2	36	4.3	1.0	-	112	13.5	232	27.9	344	41.3
CY2008	15	2	PTC	020753	892	73	8.2	-	-	-	-	61	6.8	49	5.5	0.6	-	115	12.9	286	32.1	401	45.0
CY2009	15	2	PTC	020753	812	59	7.3	-	-	-	-	90	11.1	29	3.6	0.5	-	123	15.1	264	32.5	387	47.7
CY2010	15	2	PTC	020753	1,091	114	10.4	-	-	-	-	90	8.2	30	2.7	0.5	-	126	11.5	355	32.5	481	44.1
CY2006	16	2	RMCC	021111	122	15	12.3	-	-	-	-	14	11.5		3.3	-	-	18	14.8	12	9.8	30	24.6
CY2007	16	2	RMCC	021111	132	20	15.2	-	-	-	-	20	15.2		2.3	-	-	23	17.4	23	17.4	46	34.8
CY2008	16	2	RMCC	021111	115	20	17.4	-	-	-	-	16	13.9		1.7	-	-	18	15.7	15	13.0	33	28.7
CY2009	16	2	RMCC	021111	121	12	9.9	-	-	-	-	23	19.0		-	-	-	23	19.0	17	14.0	40	33.1
CY2010	16	2	RMCC	021111	141	11	7.8	-	-	-	-	20	14.2		0.7	-	-	21	14.9	32	22.7	53	37.6

Cohort Year	#	IT	College	FICE	Cohort	Transfers		Bacc.		Adv. Cert.		Assoc.		Tech. Cert.		Cert. Prof.		Graduates		Retained		Success		
						#	%	#	%	#	%	#	%	#	%	#	%	#	%	#	%	#	%	#
CY2006	17	2	SACC	020746	106		6.6		-		-		6.6		5.7		-		13	12.3	29	27.4	42	39.6
CY2007	17	2	SACC	020746	99	10	10.1		-		-		4.0		2.0		1.0			7.1	37	37.4	44	44.4
CY2008	17	2	SACC	020746	127	14	11.0		-		-		6.3		0.8		3.1		13	10.2	39	30.7	52	40.9
CY2009	17	2	SACC	020746	161	13	8.1		-		-	12	7.5		1.9		1.9		18	11.2	52	32.3	70	43.5
CY2010	17	2	SACC	020746	146	13	8.9		-		-	13	8.9		1.4		1.4		17	11.6	41	28.1	58	39.7
CY2006	18	2	SAUT	007738	144	11	7.6		-		-	19	13.2	37	25.7		1.4		58	40.3	13	9.0	71	49.3
CY2007	18	2	SAUT	007738	141	10	7.1		-		-	15	10.6	34	24.1	10	7.1		59	41.8	14	9.9	73	51.8
CY2008	18	2	SAUT	007738	196	13	6.6		-		-	32	16.3	22	11.2		4.1		62	31.6	27	13.8	89	45.4
CY2009	18	2	SAUT	007738	209	25	12.0		-		-	41	19.6	31	14.8	10	4.8		82	39.2	24	11.5	106	50.7
CY2010	18	2	SAUT	007738	221	19	8.6		-		-	30	13.6	27	12.2	17	7.7		74	33.5	22	10.0	96	43.4
CY2006	19	2	SEAC	005707	172	11	6.4		-		-	14	8.1		1.7		0.6		18	10.5	42	24.4	60	34.9
CY2007	19	2	SEAC	005707	174	16	9.2		-		-	10	5.7		1.1		0.6		13	7.5	55	31.6	68	39.1
CY2008	19	2	SEAC	005707	215	15	7.0		-		-	14	6.5		0.9		0.9		18	8.4	69	32.1	87	40.5
CY2009	19	2	SEAC	005707	191		3.7		-		-		3.1		0.5	16	8.4		23	12.0	53	27.7	76	39.8
CY2010	19	2	SEAC	005707	274	21	7.7		-		-	25	9.1		2.6	27	9.9		59	21.5	45	16.4	104	38.0
CY2006	20	2	UACCB	020735	142	13	9.2		-		-	14	9.9		1.4		3.5		21	14.8	43	30.3	64	45.1
CY2007	20	2	UACCB	020735	163	18	11.0		-		-	28	17.2		0.6		0.6		30	18.4	46	28.2	76	46.6
CY2008	20	2	UACCB	020735	220	27	12.3		-		-	21	9.5		-	37	16.8		58	26.4	31	14.1	89	40.5
CY2009	20	2	UACCB	020735	203	39	19.2		-		-	38	18.7		-	18	8.9		56	27.6	33	16.3	89	43.8
CY2010	20	2	UACCB	020735	294	33	11.2		-		-	46	15.6		-	29	9.9		75	25.5	52	17.7	127	43.2
CY2006	21	2	UACCH	005732	187	16	8.6		-		-	20	10.7	10	5.3	13	7.0		43	23.0	47	25.1	90	48.1
CY2007	21	2	UACCH	005732	161	19	11.8		-		-	20	12.4		3.1		3.7		31	19.3	32	19.9	63	39.1
CY2008	21	2	UACCH	005732	249	15	6.0		-		-	32	12.9		1.6		3.6		45	18.1	54	21.7	99	39.8
CY2009	21	2	UACCH	005732	166	17	10.2		-		-	19	11.4	14	8.4	17	10.2		50	30.1	40	24.1	90	54.2
CY2010	21	2	UACCH	005732	243	10	4.1		-		-	30	12.3	10	4.1	14	5.8		54	22.2	46	18.9	100	41.2
CY2006	22	2	UACCM	005245	424	58	13.7		-		-	32	7.5		0.9		0.5		38	9.0	86	20.3	124	29.2
CY2007	22	2	UACCM	005245	415	64	15.4		-		-	52	12.5		0.2		1.0		57	13.7	66	15.9	123	29.6
CY2008	22	2	UACCM	005245	483	55	11.4		-		-	87	18.0		0.8		0.4		93	19.3	98	20.3	191	39.5
CY2009	22	2	UACCM	005245	473	44	9.3		-		-	96	20.3		0.8		1.1		105	22.2	87	18.4	192	40.6
CY2010	22	2	UACCM	005245	621	73	11.8		-		-	109	17.6		0.3		1.3		119	19.2	100	16.1	219	35.3
CY2006	2-Year Colleges				6,179	684	11.1		-		-	698	11.3	303	4.9	53	0.9	1,054	17.1	1,346	21.8	2,400	38.8	
CY2007	2-Year Colleges				5,831	689	11.8		-		-	703	12.1	265	4.5	75	1.3	1,043	17.9	1,269	21.8	2,312	39.7	
CY2008	2-Year Colleges				6,681	658	9.8		-		-	883	13.2	319	4.8	124	1.9	1,326	19.8	1,582	23.7	2,908	43.5	
CY2009	2-Year Colleges				6,593	626	9.5		-		-	952	14.4	275	4.2	147	2.2	1,374	20.8	1,562	23.7	2,936	44.5	
CY2010	2-Year Colleges				8,337	834	10.0		-		-	1,099	13.2	315	3.8	219	2.6	1,633	19.6	1,860	22.3	3,493	41.9	

NOTE: Counts of less than 10 are not shown due to FERPA.

IPEDS/ADHE Graduation Rate Calculation by GENDER

Cohort Year selected = 2003 and Time Period Covered = AFTER SIX (6) YEARS (from AY2003 thru AY2008) for Four-Year Universities for Males.

#	IT	College	FICE	Cohort	Transfers		Bacc.		Adv. Cert.		Assoc.		Tech. Cert.		Cert. Prof.		Graduates		Retained		Success		
					#	%	#	%	#	%	#	%	#	%	#	%	#	%	#	%	#	%	
1	1	ASUJ	001090	731	141	19.3	246	33.7		-		-		-		-	246	33.7	51	7.0	297	40.6	
2	1	ATU	001089	546	130	23.8	182	33.3		-		0.4		-		-	184	33.7	28	5.1	212	38.8	
3	1	HSU	001098	278	65	23.4	84	30.2		-		-		-		-	84	30.2	18	6.5	102	36.7	
4	1	SAUM	001107	273	53	19.4	56	20.5		-		-		-		-	56	20.5	15	5.5	71	26.0	
5	1	UAF	001108	1,045	165	15.8	568	54.4		-		-		-		-	568	54.4	77	7.4	645	61.7	
6	1	UAFS	001110	433	83	19.2	26	6.0		-		35	8.1		0.2		67	15.5	48	11.1	115	26.6	
7	1	UALR	001101	283	51	18.0	46	16.3		-		0.7			-		48	17.0	41	14.5	89	31.4	
8	1	UAM	001085	233	56	24.0	50	21.5		-		0.9			-		52	22.3	14	6.0	66	28.3	
9	1	UAMS	001109			-		-		-		-			-			-		-		-	
10	1	UAPB	001086	358	46	12.8	69	19.3		-		-			-		69	19.3	23	6.4	92	25.7	
11	1	UCA	001092	704	194	27.6	243	34.5		-		0.1			-		244	34.7	46	6.5	290	41.2	
4-Year Universities				4,884	984	20.1	1,570	32.1		-		42	0.9			-	0.1	1,618	33.1	361	7.4	1,979	40.5

NOTES: When a student received more than one award, only the highest award was counted.

TIME PERIOD CONSIDERATIONS:

1. CP Graduates are counted from these graduation dates = '092002', '102002', '112002', '122002', '012003', '022003', '032003', '042003', '052003', so this is essentially through the Spring term.
2. TC Graduates include 1 full academic year plus these graduation dates = '072003', '082003', '092003', '102003', '112003', '122003', so this is through the next Fall term.
3. Associate Graduates include 3 full academic years plus these graduation dates = '072005', '082005', so this includes the next 2 months of July and August.
4. AC Graduates include 4 full academic years plus these graduation dates = '072006', '082006', '092006', '102006', '112006', '122006', so this is through the next Fall term.
5. Baccalaureate Graduates include 6 full academic years plus these graduation dates = '072008', '082008', so this includes the next 2 months of July and August.
6. All student counts of less than 10 are not shown due to FERPA.

IPEDS/ADHE Graduation Rate Calculation by GENDER

Cohort Year selected = 2004 and Time Period Covered = AFTER SIX (6) YEARS (from AY2004 thru AY2009) for Four-Year Universities for Males.

#	IT	College	FICE	Cohort	Transfers		Bacc.		Adv. Cert.		Assoc.		Tech. Cert.		Cert. Prof.		Graduates		Retained		Success		
					#	%	#	%	#	%	#	%	#	%	#	%	#	%	#	%	#	%	
1	1	ASUJ	001090	631	119	18.9	200	31.7		-		0.6			-		204	32.3	50	7.9	254	40.3	
2	1	ATU	001089	726	146	20.1	253	34.8		-		0.3		51	7.0		306	42.1	34	4.7	340	46.8	
3	1	HSU	001098	260	58	22.3	82	31.5		-		-		-		-	82	31.5	20	7.7	102	39.2	
4	1	SAUM	001107	258	40	15.5	81	31.4		-		-		-		-	81	31.4		3.5	90	34.9	
5	1	UAF	001108	1,100	185	16.8	598	54.4		-		-		-		-	598	54.4	85	7.7	683	62.1	
6	1	UAFS	001110	356	68	19.1	33	9.3		-		24	6.7			0.6	59	16.6	45	12.6	104	29.2	
7	1	UALR	001101	286	60	21.0	40	14.0		-		0.3			-		41	14.3	36	12.6	77	26.9	
8	1	UAM	001085	307	65	21.2	58	18.9		-		2.0		2.9		-	73	23.8	15	4.9	88	28.7	
9	1	UAMS	001109			-		-		-		-		-		-		-		-		-	
10	1	UAPB	001086	399	34	8.5	73	18.3		-		-		-		-	73	18.3	35	8.8	108	27.1	
11	1	UCA	001092	964	271	28.1	351	36.4		-		0.1			-		352	36.5	47	4.9	399	41.4	
4-Year Universities				5,287	1,046	19.8	1,769	33.5		-		38	0.7	60	1.1		-	1,869	35.4	376	7.1	2,245	42.5

NOTES: When a student received more than one award, only the highest award was counted.

TIME PERIOD CONSIDERATIONS:

1. CP Graduates are counted from these graduation dates = '092003', '102003', '112003', '122003', '012004', '022004', '032004', '042004', '052004', so this is essentially through the Spring term.
2. TC Graduates include 1 full academic year plus these graduation dates = '072004', '082004', '092004', '102004', '112004', '122004', so this is through the next Fall term.
3. Associate Graduates include 3 full academic years plus these graduation dates = '072006', '082006', so this includes the next 2 months of July and August.
4. AC Graduates include 4 full academic years plus these graduation dates = '072007', '082007', '092007', '102007', '112007', '122007', so this is through the next Fall term.
5. Baccalaureate Graduates include 6 full academic years plus these graduation dates = '072009', '082009', so this includes the next 2 months of July and August.
6. All student counts of less than 10 are not shown due to FERPA.

IPEDS/ADHE Graduation Rate Calculation by GENDER

Cohort Year selected = 2005 and Time Period Covered = AFTER SIX (6) YEARS (from AY2005 thru AY2010) for Four-Year Universities for Males.

#	IT	College	FICE	Cohort	Transfers		Bacc.		Adv. Cert.		Assoc.		Tech. Cert.		Cert. Prof.		Graduates		Retained		Success	
					#	%	#	%	#	%	#	%	#	%	#	%	#	%	#	%	#	%
1	1	ASUJ	001090	552	86	15.6	172	31.2		-		0.4		-		-	174	31.5	46	8.3	220	39.9
2	1	ATU	001089	671	144	21.5	210	31.3		-		0.6	38	5.7		-	252	37.6	45	6.7	297	44.3
3	1	HSU	001098	277	58	20.9	76	27.4		-		-		-		-	76	27.4	19	6.9	95	34.3
4	1	SAUM	001107	325	48	14.8	91	28.0		-		-		-		-	91	28.0	14	4.3	105	32.3
5	1	UAF	001108	1,201	207	17.2	634	52.8		-		-		-		-	634	52.8	64	5.3	698	58.1
6	1	UAFS	001110	361	71	19.7	35	9.7		-	20	5.5		0.3		-	56	15.5	45	12.5	101	28.0
7	1	UALR	001101	309	79	25.6	55	17.8		-		0.3		-		-	56	18.1	33	10.7	89	28.8
8	1	UAM	001085	302	54	17.9	63	20.9		-		0.7		0.7		-	67	22.2	17	5.6	84	27.8
9	1	UAMS	001109			-		-		-		-		-		-		-				-
10	1	UAPB	001086	332	38	11.4	56	16.9		-		-		-		-	56	16.9	22	6.6	78	23.5
11	1	UCA	001092	903	234	25.9	312	34.6		-		-		-		-	312	34.6	55	6.1	367	40.6
4-Year Universities				5,233	1,019	19.5	1,704	32.6		-	29	0.6	41	0.8		-	1,774	33.9	360	6.9	2,134	40.8

NOTES: When a student received more than one award, only the highest award was counted.

TIME PERIOD CONSIDERATIONS:

1. CP Graduates are counted from these graduation dates = '092004', '102004', '112004', '122004', '012005', '022005', '032005', '042005', '052005', so this is essentially though the Spring to
2. TC Graduates include 1 full academic year plus these graduation dates = '072005', '082005', '092005', '102005', '112005', '122005', so this is through the next Fall term.
3. Associate Graduates include 3 full academic years plus these graduation dates = '072007', '082007', so this includes the next 2 months of July and August.
4. AC Graduates include 4 full academic years plus these graduation dates = '072008', '082008', '092008', '102008', '112008', '122008', so this is through the next Fall term.
5. Baccalaureate Graduates include 6 full academic years plus these graduation dates = '072010', '082010', so this includes the next 2 months of July and August.
6. All student counts of less than 10 are not shown due to FERPA.

IPEDS/ADHE Graduation Rate Calculation by GENDER

Cohort Year selected = 2006 and Time Period Covered = AFTER SIX (6) YEARS (from AY2006 thru AY2011) for Four-Year Universities for Males.

#	IT	College	FICE	Cohort	Transfers		Bacc.		Adv. Cert.		Assoc.		Tech. Cert.		Cert. Prof.		Graduates		Retained		Success	
					#	%	#	%	#	%	#	%	#	%	#	%	#	%	#	%	#	%
1	1	ASUJ	001090	664	100	15.1	242	36.4		-		-		-		-	242	36.4	35	5.3	277	41.7
2	1	ATU	001089	745	149	20.0	272	36.5		-		0.7	37	5.0		-	314	42.1	32	4.3	346	46.4
3	1	HSU	001098	258	75	29.1	62	24.0		-		-		-		-	62	24.0	13	5.0	75	29.1
4	1	SAUM	001107	286	43	15.0	79	27.6		-		0.7		-		-	81	28.3	17	5.9	98	34.3
5	1	UAF	001108	1,341	223	16.6	727	54.2		-		-		-		-	727	54.2	87	6.5	814	60.7
6	1	UAFS	001110	369	73	19.8	46	12.5		-	21	5.7		0.5		0.5	71	19.2	43	11.7	114	30.9
7	1	UALR	001101	317	59	18.6	62	19.6		-		0.3		-		-	63	19.9	39	12.3	102	32.2
8	1	UAM	001085	290	50	17.2	55	19.0		-		2.1		2.4		-	68	23.4	15	5.2	83	28.6
9	1	UAMS	001109			-		-		-		-		-		-		-				-
10	1	UAPB	001086	365	51	14.0	66	18.1		-		-		-		-	66	18.1	20	5.5	86	23.6
11	1	UCA	001092	1,049	246	23.5	341	32.5		-		-		-		-	341	32.5	79	7.5	420	40.0
4-Year Universities				5,684	1,069	18.8	1,952	34.3		-	35	0.6	46	0.8		-	2,035	35.8	380	6.7	2,415	42.5

NOTES: When a student received more than one award, only the highest award was counted.

TIME PERIOD CONSIDERATIONS:

1. CP Graduates are counted from these graduation dates = '092005', '102005', '112005', '122005', '012006', '022006', '032006', '042006', '052006', so this is essentially though the Spring to
2. TC Graduates include 1 full academic year plus these graduation dates = '072006', '082006', '092006', '102006', '112006', '122006', so this is through the next Fall term.
3. Associate Graduates include 3 full academic years plus these graduation dates = '072008', '082008', so this includes the next 2 months of July and August.
4. AC Graduates include 4 full academic years plus these graduation dates = '072009', '082009', '092009', '102009', '112009', '122009', so this is through the next Fall term.
5. Baccalaureate Graduates include 6 full academic years plus these graduation dates = '072011', '082011', so this includes the next 2 months of July and August.
6. All counts of less than 10 are not shown due to FERPA.

IPEDS/ADHE Graduation Rate Calculation by GENDER

Cohort Year selected = 2007 and Time Period Covered = AFTER SIX (6) YEARS (from AY2007 thru AY2012) for Four-Year Universities for Males.

#	IT	College	FICE	Cohort	Transfers		Bacc.		Adv. Cert.		Assoc.		Tech. Cert.		Cert. Prof.		Graduates		Retained		Success	
					#	%	#	%	#	%	#	%	#	%	#	%	#	%	#	%	#	%
1	1	ASUJ	001090	715	107	15.0	248	34.7		-		0.6		-		-	252	35.2	51	7.1	303	42.4
2	1	ATU	001089	724	158	21.8	232	32.0		-		1.2	20	2.8		0.7	266	36.7	38	5.2	304	42.0
3	1	HSU	001098	269	72	26.8	79	29.4		-		-		-		-	79	29.4	17	6.3	96	35.7
4	1	SAUM	001107	293	48	16.4	81	27.6		-		0.7		-		-	83	28.3	10	3.4	93	31.7
5	1	UAF	001108	1,377	194	14.1	777	56.4		-		-		-		-	777	56.4	84	6.1	861	62.5
6	1	UAFS	001110	385	78	20.3	71	18.4		-	17	4.4		-		-	88	22.9	54	14.0	142	36.9
7	1	UALR	001101	287	56	19.5	57	19.9		-		0.7		-		-	59	20.6	30	10.5	89	31.0
8	1	UAM	001085	297	52	17.5	49	16.5		0.3		2.0		2.7		0.7	66	22.2	13	4.4	79	26.6
9	1	UAMS	001109			-		-		-		-		-		-		-		-		-
10	1	UAPB	001086	349	32	9.2	79	22.6		-		-		-		-	79	22.6	19	5.4	98	28.1
11	1	UCA	001092	1,012	221	21.8	368	36.4		-		0.1		-		-	369	36.5	55	5.4	424	41.9
4-Year Universities				5,708	1,018	17.8	2,041	35.8		-	41	0.7	28	0.5		0.1	2,118	37.1	371	6.5	2,489	43.6

NOTES: When a student received more than one award, only the highest award was counted.

TIME PERIOD CONSIDERATIONS:

1. CP Graduates are counted from these graduation dates = '092006', '102006', '112006', '122006', '012007', '022007', '032007', '042007', '052007', so this is essentially though the Spring te
2. TC Graduates include 1 full academic year plus these graduation dates = '072007', '082007', '092007', '102007', '112007', '122007', so this is through the next Fall term.
3. Associate Graduates include 3 full academic years plus these graduation dates = '072009', '082009', so this includes the next 2 months of July and August.
4. AC Graduates include 4 full academic years plus these graduation dates = '072010', '082010', '092010', '102010', '112010', '122010', so this is through the next Fall term.
5. Baccalaureate Graduates include 6 full academic years plus these graduation dates = '072012', '082012', so this includes the next 2 months of July and August.
6. All counts of less than 10 are not shown due to FERPA

IPEDS/ADHE Graduation Rate Calculation by GENDER

Cohort Year selected = 2003 and Time Period Covered = AFTER SIX (6) YEARS (from AY2003 thru AY2008) for Four-Year Universities for Females.

#	IT	College	FICE	Cohort	Transfers		Bacc.		Adv. Cert.		Assoc.		Tech. Cert.		Cert. Prof.		Graduates		Retained		Success	
					#	%	#	%	#	%	#	%	#	%	#	%	#	%	#	%	#	%
1	1	ASUJ	001090	815	177	21.7	341	41.8		-		0.4		-		-	344	42.2	58	7.1	402	49.3
2	1	ATU	001089	624	142	22.8	257	41.2		-		0.2		-		-	258	41.3	29	4.6	287	46.0
3	1	HSU	001098	340	92	27.1	130	38.2		-		-		-		-	130	38.2	18	5.3	148	43.5
4	1	SAUM	001107	306	67	21.9	106	34.6		-		2.3		-		-	113	36.9		2.6	121	39.5
5	1	UAF	001108	1,112	200	18.0	641	57.6		-		-		-		-	641	57.6	40	3.6	681	61.2
6	1	UAFS	001110	607	71	11.7	86	14.2		-	43	7.1		-		-	129	21.3	79	13.0	208	34.3
7	1	UALR	001101	456	119	26.1	96	21.1		-		0.2		-		-	97	21.3	55	12.1	152	33.3
8	1	UAM	001085	295	46	15.6	76	25.8		-		1.7		-		-	81	27.5	23	7.8	104	35.3
9	1	UAMS	001109			-		-		-		-		-		-		-		-		-
10	1	UAPB	001086	360	60	16.7	130	36.1		-		-		-		-	130	36.1	35	9.7	165	45.8
11	1	UCA	001092	1,062	285	26.8	481	45.3		-		-		-		-	481	45.3	46	4.3	527	49.6
4-Year Universities				5,977	1,259	21.1	2,344	39.2		-	60	1.0		-		-	2,404	40.2	391	6.5	2,795	46.8

NOTES: When a student received more than one award, only the highest award was counted.

TIME PERIOD CONSIDERATIONS:

1. CP Graduates are counted from these graduation dates = '092002', '102002', '112002', '122002', '012003', '022003', '032003', '042003', '052003', so this is essentially though the Spring te
2. TC Graduates include 1 full academic year plus these graduation dates = '072003', '082003', '092003', '102003', '112003', '122003', so this is through the next Fall term.
3. Associate Graduates include 3 full academic years plus these graduation dates = '072005', '082005', so this includes the next 2 months of July and August.
4. AC Graduates include 4 full academic years plus these graduation dates = '072006', '082006', '092006', '102006', '112006', '122006', so this is through the next Fall term.
5. Baccalaureate Graduates include 6 full academic years plus these graduation dates = '072008', '082008', so this includes the next 2 months of July and August.
6. All counts of less than 10 are not shown due to FERPA

IPEDS/ADHE Graduation Rate Calculation by GENDER

Cohort Year selected = 2004 and Time Period Covered = AFTER SIX (6) YEARS (from AY2004 thru AY2009) for Four-Year Universities for Females.

#	IT	College	FICE	Cohort	Transfers		Bacc.		Adv. Cert.		Assoc.		Tech. Cert.		Cert. Prof.		Graduates		Retained		Success		
					#	%	#	%	#	%	#	%	#	%	#	%	#	%	#	%	#	%	
1	1	ASUJ	001090	802	139	17.3	318	39.7				0.6						323	40.3	51	6.4	374	46.6
2	1	ATU	001089	724	142	19.6	283	39.1				0.8	33	4.6				322	44.5	37	5.1	359	49.6
3	1	HSU	001098	274	74	27.0	93	33.9				-						93	33.9	11	4.0	104	38.0
4	1	SAUM	001107	286	59	20.6	88	30.8				1.0						91	31.8		2.4	98	34.3
5	1	UAF	001108	1,177	199	16.9	715	60.7				-						715	60.7	43	3.7	758	64.4
6	1	UAFS	001110	416	59	14.2	80	19.2				35	8.4	0.2				116	27.9	45	10.8	161	38.7
7	1	UALR	001101	405	113	27.9	59	14.6				0.2						60	14.8	32	7.9	92	22.7
8	1	UAM	001085	372	65	17.5	72	19.4				2.2	17	4.6				97	26.1	35	9.4	132	35.5
9	1	UAMS	001109																				
10	1	UAPB	001086	334	60	18.0	110	32.9										110	32.9	25	7.5	135	40.4
11	1	UCA	001092	1,450	400	27.6	637	43.9				0.1						638	44.0	65	4.5	703	48.5
4-Year Universities				6,240	1,310	21.0	2,455	39.3				59	0.9	51	0.8			2,565	41.1	351	5.6	2,916	46.7

NOTES: When a student received more than one award, only the highest award was counted.

TIME PERIOD CONSIDERATIONS:

1. CP Graduates are counted from these graduation dates = '092003', '102003', '112003', '122003', '012004', '022004', '032004', '042004', '052004', so this is essentially through the Spring term.
2. TC Graduates include 1 full academic year plus these graduation dates = '072004', '082004', '092004', '102004', '112004', '122004', so this is through the next Fall term.
3. Associate Graduates include 3 full academic years plus these graduation dates = '072006', '082006', so this includes the next 2 months of July and August.
4. AC Graduates include 4 full academic years plus these graduation dates = '072007', '082007', '092007', '102007', '112007', '122007', so this is through the next Fall term.
5. Baccalaureate Graduates include 6 full academic years plus these graduation dates = '072009', '082009', so this includes the next 2 months of July and August.
6. All counts of less than 10 are not shown due to FERPA

IPEDS/ADHE Graduation Rate Calculation by GENDER

Cohort Year selected = 2005 and Time Period Covered = AFTER SIX (6) YEARS (from AY2005 thru AY2010) for Four-Year Universities for Females.

#	IT	College	FICE	Cohort	Transfers		Bacc.		Adv. Cert.		Assoc.		Tech. Cert.		Cert. Prof.		Graduates		Retained		Success		
					#	%	#	%	#	%	#	%	#	%	#	%	#	%	#	%	#	%	
1	1	ASUJ	001090	751	162	21.6	255	34.0				0.3						257	34.2	52	6.9	309	41.1
2	1	ATU	001089	732	168	23.0	259	35.4				1.0	28	3.8				294	40.2	40	5.5	334	45.6
3	1	HSU	001098	310	85	27.4	110	35.5				-						110	35.5	19	6.1	129	41.6
4	1	SAUM	001107	322	64	19.9	114	35.4				2.2						121	37.6		2.8	130	40.4
5	1	UAF	001108	1,221	204	16.7	737	60.4				-						737	60.4	36	2.9	773	63.3
6	1	UAFS	001110	472	74	15.7	85	18.0				42	8.9	0.2				128	27.1	50	10.6	178	37.7
7	1	UALR	001101	452	120	26.5	103	22.8				0.7						106	23.5	34	7.5	140	31.0
8	1	UAM	001085	328	53	16.2	77	23.5				10	3.0	10	3.0			97	29.6	23	7.0	120	36.6
9	1	UAMS	001109																				
10	1	UAPB	001086	362	63	17.4	111	30.7										111	30.7	22	6.1	133	36.7
11	1	UCA	001092	1,313	316	24.1	625	47.6				0.5						631	48.1	59	4.5	690	52.6
4-Year Universities				6,263	1,309	20.9	2,476	39.5				77	1.2	39	0.6			2,592	41.4	344	5.5	2,936	46.9

NOTES: When a student received more than one award, only the highest award was counted.

TIME PERIOD CONSIDERATIONS:

1. CP Graduates are counted from these graduation dates = '092004', '102004', '112004', '122004', '012005', '022005', '032005', '042005', '052005', so this is essentially through the Spring term.
2. TC Graduates include 1 full academic year plus these graduation dates = '072005', '082005', '092005', '102005', '112005', '122005', so this is through the next Fall term.
3. Associate Graduates include 3 full academic years plus these graduation dates = '072007', '082007', so this includes the next 2 months of July and August.
4. AC Graduates include 4 full academic years plus these graduation dates = '072008', '082008', '092008', '102008', '112008', '122008', so this is through the next Fall term.
5. Baccalaureate Graduates include 6 full academic years plus these graduation dates = '072010', '082010', so this includes the next 2 months of July and August.
6. All counts of less than 10 are not shown due to FERPA

IPEDS/ADHE Graduation Rate Calculation by GENDER

Cohort Year selected = 2006 and Time Period Covered = AFTER SIX (6) YEARS (from AY2006 thru AY2011) for Four-Year Universities for Females.

#	IT	College	FICE	Cohort	Transfers		Bacc.		Adv. Cert.		Assoc.		Tech. Cert.		Cert. Prof.		Graduates		Retained		Success	
					#	%	#	%	#	%	#	%	#	%	#	%	#	%	#	%	#	%
1	1	ASUJ	001090	827	144	17.4	318	38.5		-		0.6		-		-	323	39.1	46	5.6	369	44.6
2	1	ATU	001089	715	141	19.7	290	40.6		-		0.6	16	2.2		-	310	43.4	33	4.6	343	48.0
3	1	HSU	001098	302	93	30.8	108	35.8		-		-		-		-	108	35.8	10	3.3	118	39.1
4	1	SAUM	001107	280	66	23.6	101	36.1		-		0.7		-		-	103	36.8		3.2	112	40.0
5	1	UAF	001108	1,324	233	17.6	823	62.2		-		-		-		-	823	62.2	38	2.9	861	65.0
6	1	UAFS	001110	403	55	13.6	92	22.8		-	19	4.7		-		-	111	27.5	43	10.7	154	38.2
7	1	UALR	001101	445	109	24.5	100	22.5		-		0.9		-		-	104	23.4	31	7.0	135	30.3
8	1	UAM	001085	337	52	15.4	68	20.2		-	13	3.9	26	7.7		-	107	31.8	18	5.3	125	37.1
9	1	UAMS	001109			-		-		-		-		-		-		-		-		-
10	1	UAPB	001086	349	63	18.1	98	28.1		-		-		-		-	98	28.1	18	5.2	116	33.2
11	1	UCA	001092	1,375	324	23.6	627	45.6		-		0.3		-		-	631	45.9	59	4.3	690	50.2
4-Year Universities				6,357	1,280	20.1	2,625	41.3		-	51	0.8	42	0.7		-	2,718	42.8	305	4.8	3,023	47.6

NOTES: When a student received more than one award, only the highest award was counted.

TIME PERIOD CONSIDERATIONS:

1. CP Graduates are counted from these graduation dates = '092005', '102005', '112005', '122005', '012006', '022006', '032006', '042006', '052006', so this is essentially through the Spring term.
2. TC Graduates include 1 full academic year plus these graduation dates = '072006', '082006', '092006', '102006', '112006', '122006', so this is through the next Fall term.
3. Associate Graduates include 3 full academic years plus these graduation dates = '072008', '082008', so this includes the next 2 months of July and August.
4. AC Graduates include 4 full academic years plus these graduation dates = '072009', '082009', '092009', '102009', '112009', '122009', so this is through the next Fall term.
5. Baccalaureate Graduates include 6 full academic years plus these graduation dates = '072011', '082011', so this includes the next 2 months of July and August.
6. All counts of less than 10 are not shown due to FERPA

IPEDS/ADHE Graduation Rate Calculation by GENDER

Cohort Year selected = 2007 and Time Period Covered = AFTER SIX (6) YEARS (from AY2007 thru AY2012) for Four-Year Universities for Females.

#	IT	College	FICE	Cohort	Transfers		Bacc.		Adv. Cert.		Assoc.		Tech. Cert.		Cert. Prof.		Graduates		Retained		Success	
					#	%	#	%	#	%	#	%	#	%	#	%	#	%	#	%	#	%
1	1	ASUJ	001090	948	197	20.8	397	41.9		-		0.4		-		-	401	42.3	53	5.6	454	47.9
2	1	ATU	001089	711	171	24.1	295	41.5		-		1.3		1.3		0.8	319	44.9	29	4.1	348	48.9
3	1	HSU	001098	319	76	23.8	127	39.8		-		-		-		-	127	39.8		2.8	136	42.6
4	1	SAUM	001107	295	67	22.7	112	38.0		-		0.3		-		-	113	38.3		2.0	119	40.3
5	1	UAF	001108	1,348	209	15.5	859	63.7		-		-		-		-	859	63.7	35	2.6	894	66.3
6	1	UAFS	001110	417	61	14.6	109	26.1		-	19	4.6		-		-	128	30.7	46	11.0	174	41.7
7	1	UALR	001101	318	91	28.6	56	17.6		-		0.6		-		-	58	18.2	37	11.6	95	29.9
8	1	UAM	001085	336	56	16.7	79	23.5		-	14	4.2	11	3.3		-	104	31.0	22	6.5	126	37.5
9	1	UAMS	001109			-		-		-		-		-		-		-		-		-
10	1	UAPB	001086	342	51	14.9	112	32.7		-		-		-		-	112	32.7	13	3.8	125	36.5
11	1	UCA	001092	1,340	335	25.0	588	43.9		-		0.2		-		-	591	44.1	49	3.7	640	47.8
4-Year Universities				6,374	1,314	20.6	2,734	42.9		-	52	0.8	20	0.3		0.1	2,812	44.1	299	4.7	3,111	48.8

NOTES: When a student received more than one award, only the highest award was counted.

TIME PERIOD CONSIDERATIONS:

1. CP Graduates are counted from these graduation dates = '092006', '102006', '112006', '122006', '012007', '022007', '032007', '042007', '052007', so this is essentially through the Spring term.
2. TC Graduates include 1 full academic year plus these graduation dates = '072007', '082007', '092007', '102007', '112007', '122007', so this is through the next Fall term.
3. Associate Graduates include 3 full academic years plus these graduation dates = '072009', '082009', so this includes the next 2 months of July and August.
4. AC Graduates include 4 full academic years plus these graduation dates = '072010', '082010', '092010', '102010', '112010', '122010', so this is through the next Fall term.
5. Baccalaureate Graduates include 6 full academic years plus these graduation dates = '072012', '082012', so this includes the next 2 months of July and August.
6. All counts of less than 10 are not shown due to FERPA

IPEDS/ADHE Graduation Rate Calculation by GENDER

Cohort Year selected = 2006 and Time Period Covered = AFTER THREE (3) YEARS (from AY2006 thru AY2008) for Two-Year Colleges for Males.

#	IT	College	FICE	Cohort	Transfers		Bacc.		Adv. Cert.		Assoc.		Tech. Cert.		Cert. Prof.		Graduates		Retained		Success	
					#	%	#	%	#	%	#	%	#	%	#	%	#	%	#	%	#	%
1	2	ANC	012860	130		4.6		-		-	12	9.2	11	8.5		-	23	17.7	23	17.7	46	35.4
2	2	ASUB	001091	365	62	17.0		-		-	53	14.5	45	12.3		1.6	104	28.5	59	16.2	163	44.7
3	2	ASUMH	901090	81	11	13.6		-		-	16	19.8		-		-	16	19.8	11	13.6	27	33.3
4	2	ASUN	011949	46		4.3		-		-		13.0	12	26.1		-	18	39.1		10.9	23	50.0
5	2	BRTC	020522	151	17	11.3		-		-		6.0	29	19.2		0.7	39	25.8	28	18.5	67	44.4
6	2	CCCUA	022209	28		10.7		-		-		10.7		3.6		3.6		17.9		25.0	12	42.9
7	2	CotO	009976	67		13.4		-		-		9.0		4.5		1.5	10	14.9	11	16.4	21	31.3
8	2	EACC	012260	83	10	12.0		-		-	11	13.3		1.2		-	12	14.5	15	18.1	27	32.5
9	2	MSCC	023482	42		14.3		-		-		-		-		-		-	10	23.8	10	23.8
10	2	NAC	012261	188	25	13.3		-		-	21	11.2	28	14.9		-	49	26.1	16	8.5	65	34.6
11	2	NPCC	012105	130	12	9.2		-		-		4.6	12	9.2		-	18	13.8	33	25.4	51	39.2
12	2	NWACC	030633	225	37	16.4		-		-		3.6		-		0.4		4.0	71	31.6	80	35.6
13	2	OZC	020870	55		7.3		-		-		10.9		-		-		10.9		3.6		14.5
14	2	PCCUA	001104	70		11.4		-		-	11	15.7		-		-	11	15.7		10.0	18	25.7
15	2	PTC	020753	438	49	11.2		-		-	28	6.4	30	6.8		0.7	61	13.9	97	22.1	158	36.1
16	2	RMCC	021111	44		11.4		-		-		9.1		2.3		-		11.4		11.4	10	22.7
17	2	SACC	020746	25		12.0		-		-		-		4.0		-		4.0		20.0		24.0
18	2	SAUT	007738	88		4.5		-		-	10	11.4	34	38.6		2.3	46	52.3		9.1	54	61.4
19	2	SEAC	005707	55		5.5		-		-		10.9		3.6		1.8		16.4		12.7	16	29.1
20	2	UACCB	020735	53		9.4		-		-		5.7		-		3.8		9.4	13	24.5	18	34.0
21	2	UACCH	005732	68		4.4		-		-		5.9	10	14.7		11.8	22	32.4		13.2	31	45.6
22	2	UACCM	005245	177	25	14.1		-		-	16	9.0		1.7		0.6	20	11.3	27	15.3	47	26.6
2-Year Colleges				2,609	309	11.8		-		-	239	9.2	223	8.5	27	1.0	489	18.7	469	18.0	958	36.7

NOTES: When a student received more than one award, only the highest award was counted.

TIME PERIOD CONSIDERATIONS:

1. CP Graduates are counted from these graduation dates = '092005', '102005', '112005', '122005', '012006', '022006', '032006', '042006', '052006', so this is essentially through the Spring term.
2. TC Graduates include 1 full academic year plus these graduation dates = '072006', '082006', '092006', '102006', '112006', '122006', so this is through the next Fall term.
3. Associate Graduates include 3 full academic years plus these graduation dates = '072008', '082008', so this includes the next 2 months of July and August.
4. AC Graduates include 4 full academic years plus these graduation dates = '072009', '082009', '092009', '102009', '112009', '122009', so this is through the next Fall term.
5. Baccalaureate Graduates include 6 full academic years plus these graduation dates = '072011', '082011', so this includes the next 2 months of July and August.
6. All student counts of less than 10 are not shown due to FERPA.

IPEDS/ADHE Graduation Rate Calculation by GENDER

Cohort Year selected = 2007 and Time Period Covered = AFTER THREE (3) YEARS (from AY2007 thru AY2009) for Two-Year Colleges for Males.

#	IT	College	FICE	Cohort	Transfers		Bacc.		Adv. Cert.		Assoc.		Tech. Cert.		Cert. Prof.		Graduates		Retained		Success	
					#	%	#	%	#	%	#	%	#	%	#	%	#	%	#	%	#	%
1	2	ANC	012860	96	10	10.4		-		-	17	17.7		8.3		-	25	26.0	12	12.5	37	38.5
2	2	ASUB	001091	315	39	12.4		-		-	46	14.6	38	12.1		0.6	86	27.3	46	14.6	132	41.9
3	2	ASUMH	901090	63		9.5		-		-	14	22.2		-		3.2	16	25.4	13	20.6	29	46.0
4	2	ASUN	011949	53	12	22.6		-		-		17.0		15.1		-	17	32.1	10	18.9	27	50.9
5	2	BRTC	020522	154	24	15.6		-		-	13	8.4	33	21.4		-	46	29.9	17	11.0	63	40.9
6	2	CCCUA	022209	38		15.8		-		-		10.5		-		-		10.5		21.1	12	31.6
7	2	CotO	009976	58		15.5		-		-		10.3		-		-		10.3	13	22.4	19	32.8
8	2	EACC	012260	80	17	21.3		-		-		3.8		2.5		-		6.3	12	15.0	17	21.3
9	2	MSCC	023482	54		11.1		-		-		1.9		-		-		1.9	15	27.8	16	29.6
10	2	NAC	012261	164	26	15.9		-		-	20	12.2	14	8.5		-	34	20.7	23	14.0	57	34.8
11	2	NPCC	012105	110		6.4		-		-	10	9.1	10	9.1		0.9	21	19.1	18	16.4	39	35.5
12	2	NWACC	030633	272	37	13.6		-		-	14	5.1		-		0.7	16	5.9	74	27.2	90	33.1
13	2	OZC	020870	48		8.3		-		-		14.6		-		-		14.6		10.4	12	25.0
14	2	PCCUA	001104	46		8.7		-		-		15.2		-		-		15.2		6.5	10	21.7
15	2	PTC	020753	345	34	9.9		-		-	19	5.5	25	7.2		0.6	46	13.3	77	22.3	123	35.7
16	2	RMCC	021111	43		14.0		-		-		7.0		-		-		7.0		14.0		20.9
17	2	SACC	020746	20		20.0		-		-		-		-		5.0		5.0		20.0		25.0
18	2	SAUT	007738	92		5.4		-		-		6.5	27	29.3	10	10.9	43	46.7		8.7	51	55.4
19	2	SEAC	005707	67		10.4		-		-		3.0		3.0		1.5		7.5	17	25.4	22	32.8
20	2	UACCB	020735	61	10	16.4		-		-		11.5		1.6		-		13.1	12	19.7	20	32.8
21	2	UACCH	005732	59		10.2		-		-		13.6		8.5		5.1	16	27.1	10	16.9	26	44.1
22	2	UACCM	005245	196	31	15.8		-		-	29	14.8		0.5		2.0	34	17.3	31	15.8	65	33.2
2-Year Colleges				2,434	310	12.7		-		-	245	10.1	174	7.1	28	1.2	447	18.4	434	17.8	881	36.2

NOTES: When a student received more than one award, only the highest award was counted.

TIME PERIOD CONSIDERATIONS:

1. CP Graduates are counted from these graduation dates = '092006' , '102006' , '112006' , '122006' , '012007' , '022007' , '032007' , '042007' , '052007' , so this is essentially through the Spring term
2. TC Graduates include 1 full academic year plus these graduation dates = '072007' , '082007' , '092007' , '102007' , '112007' , '122007' , so this is through the next Fall term.
3. Associate Graduates include 3 full academic years plus these graduation dates = '072009' , '082009' , so this includes the next 2 months of July and August.
4. AC Graduates include 4 full academic years plus these graduation dates = '072010' , '082010' , '092010' , '102010' , '112010' , '122010' , so this is through the next Fall term.
5. Baccalaureate Graduates include 6 full academic years plus these graduation dates = '072012' , '082012' , so this includes the next 2 months of July and August.
6. All student counts of less than 10 are not shown due to FERPA.

IPEDS/ADHE Graduation Rate Calculation by GENDER

Cohort Year selected = 2008 and Time Period Covered = AFTER THREE (3) YEARS (from AY2008 thru AY2010) for Two-Year Colleges for Males.

#	IT	College	FICE	Cohort	Transfers		Bacc.		Adv. Cert.		Assoc.		Tech. Cert.		Cert. Prof.		Graduates		Retained		Success	
					#	%	#	%	#	%	#	%	#	%	#	%	#	%	#	%	#	%
1	2	ANC	012860	97		9.3		-		-	11	11.3	12	12.4		-	23	23.7	18	18.6	41	42.3
2	2	ASUB	001091	338	32	9.5		-		-	69	20.4	33	9.8	11	3.3	113	33.4	46	13.6	159	47.0
3	2	ASUMH	901090	82		4.9		-		-	15	18.3		-		1.2	16	19.5	20	24.4	36	43.9
4	2	ASUN	011949	58	10	17.2		-		-		12.1	10	17.2		-	17	29.3		10.3	23	39.7
5	2	BRTC	020522	195	14	7.2		-		-	26	13.3	46	23.6		0.5	73	37.4	27	13.8	100	51.3
6	2	CCCUA	022209	61	10	16.4		-		-		6.6		4.9		3.3		14.8	12	19.7	21	34.4
7	2	CotO	009976	52		15.4		-		-		17.3		1.9		1.9	11	21.2		7.7	15	28.8
8	2	EACC	012260	97	15	15.5		-		-		5.2	10	10.3		-	15	15.5	21	21.6	36	37.1
9	2	MSCC	023482	59		6.8		-		-		11.9		-		-		11.9		13.6	15	25.4
10	2	NAC	012261	206	25	12.1		-		-	22	10.7	16	7.8		1.5	41	19.9	44	21.4	85	41.3
11	2	NPCC	012105	133	13	9.8		-		-	11	8.3	25	18.8		0.8	37	27.8	28	21.1	65	48.9
12	2	NWACC	030633	284	31	10.9		-		-	23	8.1		-		0.7	25	8.8	86	30.3	111	39.1
13	2	OZC	020870	57		14.0		-		-		14.0		1.8		-		15.8	10	17.5	19	33.3
14	2	PCCUA	001104	42		19.0		-		-		11.9		2.4		-		14.3		19.0	14	33.3
15	2	PTC	020753	356	30	8.4		-		-	23	6.5	33	9.3		1.4	61	17.1	87	24.4	148	41.6
16	2	RMCC	021111	43		14.0		-		-		4.7		2.3		-		7.0		4.7		11.6
17	2	SACC	020746	38		18.4		-		-		2.6		-		7.9		10.5		23.7	13	34.2
18	2	SAUT	007738	113		4.4		-		-	15	13.3	18	15.9		7.1	41	36.3	11	9.7	52	46.0
19	2	SEAC	005707	64		3.1		-		-		4.7		3.1		-		7.8	16	25.0	21	32.8
20	2	UACCB	020735	74	10	13.5		-		-		5.4		-		5.4		10.8	12	16.2	20	27.0
21	2	UACCH	005732	88		3.4		-		-	11	12.5		4.5		2.3	17	19.3	14	15.9	31	35.2
22	2	UACCM	005245	219	27	12.3		-		-	40	18.3		1.4		0.9	45	20.5	41	18.7	86	39.3
2-Year Colleges				2,756	281	10.2		-		-	321	11.6	219	7.9	46	1.7	586	21.3	530	19.2	1,116	40.5

NOTES: When a student received more than one award, only the highest award was counted.

TIME PERIOD CONSIDERATIONS:

1. CP Graduates are counted from these graduation dates = '092007' , '102007' , '112007' , '122007' , '012008' , '022008' , '032008' , '042008' , '052008' , so this is essentially through the Spring term
2. TC Graduates include 1 full academic year plus these graduation dates = '072008' , '082008' , '092008' , '102008' , '112008' , '122008' , so this is through the next Fall term.
3. Associate Graduates include 3 full academic years plus these graduation dates = '072010' , '082010' , so this includes the next 2 months of July and August.
4. AC Graduates include 4 full academic years plus these graduation dates = '072011' , '082011' , '092011' , '102011' , '112011' , '122011' , so this is through the next Fall term.
5. Baccalaureate Graduates include 6 full academic years plus these graduation dates = '072013' , '082013' , so this includes the next 2 months of July and August.
6. All counts of less than 10 are not shown due to FERPA

IPEDS/ADHE Graduation Rate Calculation by GENDER

Cohort Year selected = 2009 and Time Period Covered = AFTER THREE (3) YEARS (from AY2009 thru AY2011) for Two-Year Colleges for Males.

#	IT	College	FICE	Cohort	Transfers		Bacc.		Adv. Cert.		Assoc.		Tech. Cert.		Cert. Prof.		Graduates		Retained		Success	
					#	%	#	%	#	%	#	%	#	%	#	%	#	%	#	%	#	%
1	2	ANC	012860	106		7.5		-		-	13	12.3	13	12.3		-	26	24.5	20	18.9	46	43.4
2	2	ASUB	001091	325	31	9.5		-		-	60	18.5	28	8.6	14	4.3	102	31.4	69	21.2	171	52.6
3	2	ASUMH	901090	85		4.7		-		-	20	23.5		-		5.9	25	29.4	11	12.9	36	42.4
4	2	ASUN	011949	118		5.1		-		-	16	13.6	29	24.6		2.5	48	40.7		6.8	56	47.5
5	2	BRTC	020522	156	17	10.9		-		-	13	8.3	27	17.3		-	40	25.6	28	17.9	68	43.6
6	2	CCCUA	022209	43		9.3		-		-		7.0			-	16.3	10	23.3		18.6	18	41.9
7	2	CotO	009976	58	10	17.2		-		-	10	17.2		3.4		1.7	13	22.4		12.1	20	34.5
8	2	EACC	012260	92	10	10.9		-		-		8.7	13	14.1		1.1	22	23.9	14	15.2	36	39.1
9	2	MSCC	023482	57		8.8		-		-		15.8				-	15.8			12.3	16	28.1
10	2	NAC	012261	189	17	9.0		-		-	13	6.9		4.2		1.6	24	12.7	37	19.6	61	32.3
11	2	NPCC	012105	140		2.9		-		-	10	7.1	17	12.1		0.7	28	20.0	33	23.6	61	43.6
12	2	NWACC	030633	328	23	7.0		-		-	24	7.3		-		-	24	7.3	107	32.6	131	39.9
13	2	OZC	020870	49		6.1		-		-		6.1		2.0		-		8.2		12.2	10	20.4
14	2	PCCUA	001104	48		6.3		-		-	14	29.2		4.2		-	16	33.3		16.7	24	50.0
15	2	PTC	020753	365	30	8.2		-		-	36	9.9	26	7.1		1.1	66	18.1	113	31.0	179	49.0
16	2	RMCC	021111	28		10.7		-		-		14.3		-		-	14.3			3.6		17.9
17	2	SACC	020746	57		10.5		-		-		12.3		1.8		-	14.0		16	28.1	24	42.1
18	2	SAUT	007738	115	12	10.4		-		-	20	17.4	24	20.9	10	8.7	54	47.0	10	8.7	64	55.7
19	2	SEAC	005707	64		1.6		-		-		1.6		1.6		3.1	6.3		17	26.6	21	32.8
20	2	UACCB	020735	68	17	25.0		-		-	13	19.1		-		1.5	14	20.6		5.9	18	26.5
21	2	UACCH	005732	70		7.1		-		-		8.6	14	20.0	12	17.1	32	45.7	14	20.0	46	65.7
22	2	UACCM	005245	224	15	6.7		-		-	54	24.1		1.8		1.3	61	27.2	37	16.5	98	43.8
2-Year Colleges				2,785	234	8.4		-		-	357	12.8	210	7.5	67	2.4	634	22.8	575	20.6	1,209	43.4

NOTES: When a student received more than one award, only the highest award was counted.

TIME PERIOD CONSIDERATIONS:

1. CP Graduates are counted from these graduation dates = '092008' , '102008' , '112008' , '122008' , '012009' , '022009' , '032009' , '042009' , '052009' , so this is essentially through the Spring term
2. TC Graduates include 1 full academic year plus these graduation dates = '072009' , '082009' , '092009' , '102009' , '112009' , '122009' , so this is through the next Fall term.
3. Associate Graduates include 3 full academic years plus these graduation dates = '072011' , '082011' , so this includes the next 2 months of July and August.
4. AC Graduates include 4 full academic years plus these graduation dates = '072012' , '082012' , '092012' , '102012' , '112012' , '122012' , so this is through the next Fall term.
5. Baccalaureate Graduates include 6 full academic years plus these graduation dates = '072014' , '082014' , so this includes the next 2 months of July and August.
6. All counts of less than 10 are not shown due to FERPA

IPEDS/ADHE Graduation Rate Calculation by GENDER

Cohort Year selected = 2010 and Time Period Covered = AFTER THREE (3) YEARS (from AY2010 thru AY2012) for Two-Year Colleges for Males.

#	IT	College	FICE	Cohort	Transfers		Bacc.		Adv. Cert.		Assoc.		Tech. Cert.		Cert. Prof.		Graduates		Retained		Success	
					#	%	#	%	#	%	#	%	#	%	#	%	#	%	#	%	#	%
1	2	ANC	012860	146	13	8.9		-		-	12	8.2	11	7.5		0.7	24	16.4	24	16.4	48	32.9
2	2	ASUB	001091	470	48	10.2		-		-	92	19.6	38	8.1	27	5.7	157	33.4	71	15.1	228	48.5
3	2	ASUMH	901090	106		7.5		-		-	28	26.4		2.8		6.6	38	35.8	16	15.1	54	50.9
4	2	ASUN	011949	138		2.9		-		-	17	12.3	29	21.0	11	8.0	57	41.3	16	11.6	73	52.9
5	2	BRTC	020522	224	18	8.0		-		-	34	15.2	32	14.3		-	66	29.5	28	12.5	94	42.0
6	2	CCCUA	022209	57		12.3		-		-		10.5		1.8		10.5	13	22.8		14.0	21	36.8
7	2	CotO	009976	56		5.4		-		-		8.9		3.6		5.4	10	17.9	11	19.6	21	37.5
8	2	EACC	012260	131	13	9.9		-		-		3.8	22	16.8		-	27	20.6	18	13.7	45	34.4
9	2	MSCC	023482	70		7.1		-		-		2.9		-		8.6	11.4	11.4	15	21.4	23	32.9
10	2	NAC	012261	242	31	12.8		-		-	22	9.1	15	6.2		2.5	43	17.8	45	18.6	88	36.4
11	2	NPCC	012105	271	23	8.5		-		-	25	9.2	16	5.9		-	41	15.1	67	24.7	108	39.9
12	2	NWACC	030633	378	43	11.4		-		-	30	7.9		-		0.8	33	8.7	116	30.7	149	39.4
13	2	OZC	020870	98		8.2		-		-	16	16.3		-		1.0	17	17.3	14	14.3	31	31.6
14	2	PCCUA	001104	73		8.2		-		-		12.3		5.5		-	13	17.8	13	17.8	26	35.6
15	2	PTC	020753	514	52	10.1		-		-	37	7.2	29	5.6		1.2	72	14.0	129	25.1	201	39.1
16	2	RMCC	021111	59		11.9		-		-		13.6		-		-	13.6	13.6	16	27.1	24	40.7
17	2	SACC	020746	49		8.2		-		-		14.3		4.1		-	18.4	18.4		12.2	15	30.6
18	2	SAUT	007738	121		5.0		-		-	18	14.9	24	19.8	12	9.9	54	44.6	10	8.3	64	52.9
19	2	SEAC	005707	121		7.4		-		-		7.4		5.8		4.1	21	17.4	24	19.8	45	37.2
20	2	UACCB	020735	110	10	9.1		-		-	15	13.6		-		4.5	20	18.2	22	20.0	42	38.2
21	2	UACCH	005732	118		3.4		-		-	11	9.3		7.6		6.8	28	23.7	12	10.2	40	33.9
22	2	UACCM	005245	307	25	8.1		-		-	52	16.9		0.7		1.6	59	19.2	45	14.7	104	33.9
2-Year Colleges				3,859	347	9.0		-		-	460	11.9	246	6.4	112	2.9	818	21.2	726	18.8	1,544	40.0

NOTES: When a student received more than one award, only the highest award was counted.

TIME PERIOD CONSIDERATIONS:

1. CP Graduates are counted from these graduation dates = '092009', '102009', '112009', '122009', '012010', '022010', '032010', '042010', '052010', so this is essentially through the Spring term.
2. TC Graduates include 1 full academic year plus these graduation dates = '072010', '082010', '092010', '102010', '112010', '122010', so this is through the next Fall term.
3. Associate Graduates include 3 full academic years plus these graduation dates = '072012', '082012', so this includes the next 2 months of July and August.
4. AC Graduates include 4 full academic years plus these graduation dates = '072013', '082013', '092013', '102013', '112013', '122013', so this is through the next Fall term.
5. Baccalaureate Graduates include 6 full academic years plus these graduation dates = '072015', '082015', so this includes the next 2 months of July and August.
6. All counts of less than 10 are not shown due to FERPA

IPEDS/ADHE Graduation Rate Calculation by GENDER

Cohort Year selected = 2006 and Time Period Covered = AFTER THREE (3) YEARS (from AY2006 thru AY2008) for Two-Year Colleges for Females.

#	IT	College	FICE	Cohort	Transfers		Bacc.		Adv. Cert.		Assoc.		Tech. Cert.		Cert. Prof.		Graduates		Retained		Success	
					#	%	#	%	#	%	#	%	#	%	#	%	#	%	#	%	#	%
1	2	ANC	012860	205		4.4		-		-	25	12.2	11	5.4		-	36	17.6	39	19.0	75	36.6
2	2	ASUB	001091	390	42	10.8		-		-	103	26.4	23	5.9		1.0	130	33.3	68	17.4	198	50.8
3	2	ASUMH	901090	99	13	13.1		-		-	16	16.2		2.0		2.0	20	20.2	16	16.2	36	36.4
4	2	ASUN	011949	61		6.6		-		-		6.6		-		-	6.6	6.6	16	26.2	20	32.8
5	2	BRTC	020522	160	15	9.4		-		-	20	12.5		1.3		2.5	26	16.3	43	26.9	69	43.1
6	2	CCCUA	022209	72		12.5		-		-	14	19.4		-		-	14	19.4	26	36.1	40	55.6
7	2	CotO	009976	109	19	17.4		-		-	14	12.8	13	11.9		0.9	28	25.7	12	11.0	40	36.7
8	2	EACC	012260	148		6.1		-		-	26	17.6		-		-	26	17.6	35	23.6	61	41.2
9	2	MSCC	023482	86		7.0		-		-	10	11.6		-		-	10	11.6	22	25.6	32	37.2
10	2	NAC	012261	194	31	16.0		-		-	37	19.1		1.5		-	40	20.6	32	16.5	72	37.1
11	2	NPCC	012105	156	15	9.6		-		-	21	13.5		-		-	21	13.5	31	19.9	52	33.3
12	2	NWACC	030633	291	35	12.0		-		-	29	10.0		-		-	29	10.0	80	27.5	109	37.5
13	2	OZC	020870	127	11	8.7		-		-	13	10.2		0.8		0.8	15	11.8	33	26.0	48	37.8
14	2	PCCUA	001104	129	23	17.8		-		-	11	8.5		-		-	11	8.5	29	22.5	40	31.0
15	2	PTC	020753	556	51	9.2		-		-	39	7.0	10	1.8		0.9	54	9.7	197	35.4	251	45.1
16	2	RMCC	021111	78	10	12.8		-		-	10	12.8		3.8		-	13	16.7		9.0	20	25.6
17	2	SACC	020746	81		4.9		-		-		8.6		6.2		-	12	14.8	24	29.6	36	44.4
18	2	SAUT	007738	56		12.5		-		-		16.1		5.4		-	12	21.4		8.9	17	30.4
19	2	SEAC	005707	117		6.8		-		-		6.8		0.9		-		7.7	35	29.9	44	37.6
20	2	UACCB	020735	89		9.0		-		-	11	12.4		2.2		3.4	16	18.0	30	33.7	46	51.7
21	2	UACCH	005732	119	13	10.9		-		-	16	13.4		-		4.2	21	17.6	38	31.9	59	49.6
22	2	UACCM	005245	247	33	13.4		-		-	16	6.5		0.4		0.4	18	7.3	59	23.9	77	31.2
2-Year Colleges				3,570	375	10.5		-		-	459	12.9	80	2.2	26	0.7	565	15.8	877	24.6	1,442	40.4

NOTES: When a student received more than one award, only the highest award was counted.

TIME PERIOD CONSIDERATIONS:

1. CP Graduates are counted from these graduation dates = '092005', '102005', '112005', '122005', '012006', '022006', '032006', '042006', '052006', so this is essentially through the Spring term
2. TC Graduates include 1 full academic year plus these graduation dates = '072006', '082006', '092006', '102006', '112006', '122006', so this is through the next Fall term.
3. Associate Graduates include 3 full academic years plus these graduation dates = '072008', '082008', so this includes the next 2 months of July and August.
4. AC Graduates include 4 full academic years plus these graduation dates = '072009', '082009', '092009', '102009', '112009', '122009', so this is through the next Fall term.
5. Baccalaureate Graduates include 6 full academic years plus these graduation dates = '072011', '082011', so this includes the next 2 months of July and August.
6. All counts of less than 10 are not shown due to FERPA

IPEDS/ADHE Graduation Rate Calculation by GENDER

Cohort Year selected = 2007 and Time Period Covered = AFTER THREE (3) YEARS (from AY2007 thru AY2009) for Two-Year Colleges for Females.

#	IT	College	FICE	Cohort	Transfers		Bacc.		Adv. Cert.		Assoc.		Tech. Cert.		Cert. Prof.		Graduates		Retained		Success	
					#	%	#	%	#	%	#	%	#	%	#	%	#	%	#	%	#	%
1	2	ANC	012860	172	10	5.8		-		-	17	9.9	13	7.6		1.2	32	18.6	31	18.0	63	36.6
2	2	ASUB	001091	427	47	11.0		-		-	90	21.1	28	6.6		1.4	124	29.0	76	17.8	200	46.8
3	2	ASUMH	901090	103	16	15.5		-		-	17	16.5		3.9	12	11.7	33	32.0	18	17.5	51	49.5
4	2	ASUN	011949	74		6.8		-		-	15	20.3		1.4		-	16	21.6	15	20.3	31	41.9
5	2	BRTC	020522	201	21	10.4		-		-	13	6.5		1.0		2.5	20	10.0	54	26.9	74	36.8
6	2	CCCUA	022209	47		10.6		-		-		10.6		-		-		10.6	14	29.8	19	40.4
7	2	CotO	009976	95	22	23.2		-		-	16	16.8		9.5		5.3	30	31.6	12	12.6	42	44.2
8	2	EACC	012260	168	21	12.5		-		-	20	11.9		-		-	20	11.9	37	22.0	57	33.9
9	2	MSCC	023482	87	10	11.5		-		-		5.7		-		-		5.7	20	23.0	25	28.7
10	2	NAC	012261	176	15	8.5		-		-	36	20.5	10	5.7		-	46	26.1	33	18.8	79	44.9
11	2	NPCC	012105	144	11	7.6		-		-	15	10.4		-		0.7	16	11.1	39	27.1	55	38.2
12	2	NWACC	030633	280	33	11.8		-		-	31	11.1		-		0.7	33	11.8	95	33.9	128	45.7
13	2	OZC	020870	108	13	12.0		-		-	24	22.2		-		3.7	28	25.9	23	21.3	51	47.2
14	2	PCCUA	001104	81		7.4		-		-	11	13.6		1.2		-	12	14.8	28	34.6	40	49.4
15	2	PTC	020753	487	56	11.5		-		-	49	10.1	11	2.3		1.2	66	13.6	155	31.8	221	45.4
16	2	RMCC	021111	89	14	15.7		-		-	17	19.1		3.4		-	20	22.5	17	19.1	37	41.6
17	2	SACC	020746	79		7.6		-		-		5.1		2.5		-		7.6	33	41.8	39	49.4
18	2	SAUT	007738	49		10.2		-		-		18.4		14.3		-	16	32.7		12.2	22	44.9
19	2	SEAC	005707	107		8.4		-		-		7.5		-		-		7.5	38	35.5	46	43.0
20	2	UACCB	020735	102		7.8		-		-	21	20.6		-		1.0	22	21.6	34	33.3	56	54.9
21	2	UACCH	005732	102	13	12.7		-		-	12	11.8		-		2.9	15	14.7	22	21.6	37	36.3
22	2	UACCM	005245	219	33	15.1		-		-	23	10.5		-		-	23	10.5	35	16.0	58	26.5
2-Year Colleges				3,397	379	11.2		-		-	458	13.5	91	2.7	47	1.4	596	17.5	835	24.6	1,431	42.1

NOTES: When a student received more than one award, only the highest award was counted.

TIME PERIOD CONSIDERATIONS:

1. CP Graduates are counted from these graduation dates = '092006' , '102006' , '112006' , '122006' , '012007' , '022007' , '032007' , '042007' , '052007' , so this is essentially through the Spring term
2. TC Graduates include 1 full academic year plus these graduation dates = '072007' , '082007' , '092007' , '102007' , '112007' , '122007' , so this is through the next Fall term.
3. Associate Graduates include 3 full academic years plus these graduation dates = '072009' , '082009' , so this includes the next 2 months of July and August.
4. AC Graduates include 4 full academic years plus these graduation dates = '072010' , '082010' , '092010' , '102010' , '112010' , '122010' , so this is through the next Fall term.
5. Baccalaureate Graduates include 6 full academic years plus these graduation dates = '072012' , '082012' , so this includes the next 2 months of July and August.
6. All counts of less than 10 are not shown due to FERPA

IPEDS/ADHE Graduation Rate Calculation by GENDER

Cohort Year selected = 2008 and Time Period Covered = AFTER THREE (3) YEARS (from AY2008 thru AY2010) for Two-Year Colleges for Females.

#	IT	College	FICE	Cohort	Transfers		Bacc.		Adv. Cert.		Assoc.		Tech. Cert.		Cert. Prof.		Graduates		Retained		Success	
					#	%	#	%	#	%	#	%	#	%	#	%	#	%	#	%	#	%
1	2	ANC	012860	189	14	7.4		-		-	24	12.7	12	6.3		-	36	19.0	43	22.8	79	41.8
2	2	ASUB	001091	427	45	10.5		-		-	104	24.4	18	4.2		1.4	128	30.0	94	22.0	222	52.0
3	2	ASUMH	901090	111		8.1		-		-	31	27.9		2.7	12	10.8	46	41.4	16	14.4	62	55.9
4	2	ASUN	011949	63		9.5		-		-		14.3		3.2		-	11	17.5	15	23.8	26	41.3
5	2	BRTC	020522	240	15	6.3		-		-	43	17.9		3.3		2.1	56	23.3	69	28.8	125	52.1
6	2	CCCUA	022209	72	10	13.9		-		-		8.3		5.6		4.2	13	18.1	22	30.6	35	48.6
7	2	CotO	009976	103		8.7		-		-	12	11.7	18	17.5		1.0	31	30.1	15	14.6	46	44.7
8	2	EACC	012260	150	13	8.7		-		-	20	13.3		0.7		-	21	14.0	45	30.0	66	44.0
9	2	MSCC	023482	91		9.9		-		-		8.8				-		8.8	32	35.2	40	44.0
10	2	NAC	012261	194	21	10.8		-		-	27	13.9		3.6		-	34	17.5	45	23.2	79	40.7
11	2	NPCC	012105	174	15	8.6		-		-	21	12.1		-		0.6	22	12.6	55	31.6	77	44.3
12	2	NWACC	030633	372	49	13.2		-		-	50	13.4		-		0.3	51	13.7	119	32.0	170	45.7
13	2	OZC	020870	157	10	6.4		-		-	21	13.4		-		3.8	27	17.2	41	26.1	68	43.3
14	2	PCCUA	001104	80	10	12.5		-		-	14	17.5		5.0		-	18	22.5	14	17.5	32	40.0
15	2	PTC	020753	536	43	8.0		-		-	38	7.1	16	3.0		-	54	10.1	199	37.1	253	47.2
16	2	RMCC	021111	72	14	19.4		-		-	14	19.4		1.4		-	15	20.8	13	18.1	28	38.9
17	2	SACC	020746	89		7.9		-		-		7.9		1.1		1.1		10.1	30	33.7	39	43.8
18	2	SAUT	007738	83		9.6		-		-	17	20.5		4.8		-	21	25.3	16	19.3	37	44.6
19	2	SEAC	005707	151	13	8.6		-		-	11	7.3		-		1.3	13	8.6	53	35.1	66	43.7
20	2	UACCB	020735	146	17	11.6		-		-	17	11.6		-	33	22.6	50	34.2	19	13.0	69	47.3
21	2	UACCH	005732	161	12	7.5		-		-	21	13.0		-		4.3	28	17.4	40	24.8	68	42.2
22	2	UACCM	005245	264	28	10.6		-		-	47	17.8		0.4		-	48	18.2	57	21.6	105	39.8
2-Year Colleges				3,925	377	9.6		-		-	562	14.3	100	2.5	78	2.0	740	18.9	1,052	26.8	1,792	45.7

NOTES: When a student received more than one award, only the highest award was counted.

TIME PERIOD CONSIDERATIONS:

1. CP Graduates are counted from these graduation dates = '092007' , '102007' , '112007' , '122007' , '012008' , '022008' , '032008' , '042008' , '052008' , so this is essentially through the Spring term
2. TC Graduates include 1 full academic year plus these graduation dates = '072008' , '082008' , '092008' , '102008' , '112008' , '122008' , so this is through the next Fall term.
3. Associate Graduates include 3 full academic years plus these graduation dates = '072010' , '082010' , so this includes the next 2 months of July and August.
4. AC Graduates include 4 full academic years plus these graduation dates = '072011' , '082011' , '092011' , '102011' , '112011' , '122011' , so this is through the next Fall term.
5. Baccalaureate Graduates include 6 full academic years plus these graduation dates = '072013' , '082013' , so this includes the next 2 months of July and August.
6. All counts of less than 10 are not shown due to FERPA

IPEDS/ADHE Graduation Rate Calculation by GENDER

Cohort Year selected = 2009 and Time Period Covered = AFTER THREE (3) YEARS (from AY2009 thru AY2011) for Two-Year Colleges for Females.

#	IT	College	FICE	Cohort	Transfers		Bacc.		Adv. Cert.		Assoc.		Tech. Cert.		Cert. Prof.		Graduates		Retained		Success	
					#	%	#	%	#	%	#	%	#	%	#	%	#	%	#	%	#	%
1	2	ANC	012860	139	10	7.2		-		-	26	18.7		5.0		-	33	23.7	34	24.5	67	48.2
2	2	ASUB	001091	458	59	12.9		-		-	113	24.7	12	2.6	12	2.6	137	29.9	79	17.2	216	47.2
3	2	ASUMH	901090	148	17	11.5		-		-	37	25.0		2.0	10	6.8	50	33.8	29	19.6	79	53.4
4	2	ASUN	011949	81	10	12.3		-		-		8.6	10	12.3		1.2	18	22.2	13	16.0	31	38.3
5	2	BRTC	020522	189	25	13.2		-		-	27	14.3		2.1		2.1	35	18.5	49	25.9	84	44.4
6	2	CCCUA	022209	91		3.3		-		-	10	11.0		6.6		1.1	17	18.7	30	33.0	47	51.6
7	2	CotO	009976	105	13	12.4		-		-	20	19.0		4.8		2.9	28	26.7	21	20.0	49	46.7
8	2	EACC	012260	149	14	9.4		-		-	22	14.8		-		-	22	14.8	49	32.9	71	47.7
9	2	MSCC	023482	114	16	14.0		-		-		7.0		-		0.9		7.9	32	28.1	41	36.0
10	2	NAC	012261	237	18	7.6		-		-	35	14.8		0.8		-	37	15.6	51	21.5	88	37.1
11	2	NPCC	012105	196	22	11.2		-		-	25	12.8		0.5		1.5	29	14.8	58	29.6	87	44.4
12	2	NWACC	030633	340	33	9.7		-		-	50	14.7		-		0.3	51	15.0	115	33.8	166	48.8
13	2	OZC	020870	123	15	12.2		-		-	19	15.4		-		2.4	22	17.9	39	31.7	61	49.6
14	2	PCCUA	001104	93	10	10.8		-		-	12	12.9		3.2		-	15	16.1	30	32.3	45	48.4
15	2	PTC	020753	447	29	6.5		-		-	54	12.1		0.7		-	57	12.8	151	33.8	208	46.5
16	2	RMCC	021111	93		9.7		-		-	19	20.4		-		-	19	20.4	16	17.2	35	37.6
17	2	SACC	020746	104		6.7		-		-		4.8		1.9		2.9	10	9.6	36	34.6	46	44.2
18	2	SAUT	007738	94	13	13.8		-		-	21	22.3		7.4		-	28	29.8	14	14.9	42	44.7
19	2	SEAC	005707	127		4.7		-		-		3.9		-	14	11.0	19	15.0	36	28.3	55	43.3
20	2	UACCB	020735	135	22	16.3		-		-	25	18.5		-	17	12.6	42	31.1	29	21.5	71	52.6
21	2	UACCH	005732	96	12	12.5		-		-	13	13.5		-		5.2	18	18.8	26	27.1	44	45.8
22	2	UACCM	005245	249	29	11.6		-		-	42	16.9		-		0.8	44	17.7	50	20.1	94	37.8
2-Year Colleges				3,808	392	10.3		-		-	595	15.6	65	1.7	80	2.1	740	19.4	987	25.9	1,727	45.4

NOTES: When a student received more than one award, only the highest award was counted.

TIME PERIOD CONSIDERATIONS:

1. CP Graduates are counted from these graduation dates = '092008' , '102008' , '112008' , '122008' , '012009' , '022009' , '032009' , '042009' , '052009' , so this is essentially through the Spring term
2. TC Graduates include 1 full academic year plus these graduation dates = '072009' , '082009' , '092009' , '102009' , '112009' , '122009' , so this is through the next Fall term.
3. Associate Graduates include 3 full academic years plus these graduation dates = '072011' , '082011' , so this includes the next 2 months of July and August.
4. AC Graduates include 4 full academic years plus these graduation dates = '072012' , '082012' , '092012' , '102012' , '112012' , '122012' , so this is through the next Fall term.
5. Baccalaureate Graduates include 6 full academic years plus these graduation dates = '072014' , '082014' , so this includes the next 2 months of July and August.
6. All counts of less than 10 are not shown due to FERPA

IPEDS/ADHE Graduation Rate Calculation by GENDER

Cohort Year selected = 2010 and Time Period Covered = AFTER THREE (3) YEARS (from AY2010 thru AY2012) for Two-Year Colleges for Females.

#	IT	College	FICE	Cohort	Transfers		Bacc.		Adv. Cert.		Assoc.		Tech. Cert.		Cert. Prof.		Graduates		Retained		Success	
					#	%	#	%	#	%	#	%	#	%	#	%	#	%	#	%	#	%
1	2	ANC	012860	211		4.3					24	11.4		3.3		2.4	36	17.1	55	26.1	91	43.1
2	2	ASUB	001091	479	60	12.5					115	24.0	16	3.3		0.4	133	27.8	95	19.8	228	47.6
3	2	ASUMH	901090	108		6.5					30	27.8		-	18	16.7	48	44.4	17	15.7	65	60.2
4	2	ASUN	011949	119		5.0					15	12.6		7.6		0.8	25	21.0	15	12.6	40	33.6
5	2	BRTC	020522	272	35	12.9					28	10.3		1.1		2.2	37	13.6	80	29.4	117	43.0
6	2	CCCUA	022209	93	13	14.0					13	14.0		5.4		1.1	19	20.4	19	20.4	38	40.9
7	2	CotO	009976	77		5.2					11	14.3	16	20.8		3.9	30	39.0	10	13.0	40	51.9
8	2	EACC	012260	162	24	14.8					15	9.3		-		0.6	16	9.9	40	24.7	56	34.6
9	2	MSCC	023482	130	12	9.2					11	8.5		-		0.8	12	9.2	38	29.2	50	38.5
10	2	NAC	012261	260	27	10.4					38	14.6		2.3		0.4	45	17.3	59	22.7	104	40.0
11	2	NPCC	012105	249	23	9.2					31	12.4		-		0.8	33	13.3	71	28.5	104	41.8
12	2	NWACC	030633	419	57	13.6					64	15.3		-		-	64	15.3	136	32.5	200	47.7
13	2	OZC	020870	124	11	8.9					19	15.3		-		2.4	22	17.7	32	25.8	54	43.5
14	2	PCCUA	001104	143	22	15.4					19	13.3		0.7		0.7	21	14.7	38	26.6	59	41.3
15	2	PTC	020753	577	62	10.7					53	9.2		0.2		-	54	9.4	226	39.2	280	48.5
16	2	RMCC	021111	82		4.9					12	14.6		1.2		-	13	15.9	16	19.5	29	35.4
17	2	SACC	020746	97		9.3					6.2			-		2.1	8.2		35	36.1	43	44.3
18	2	SAUT	007738	100	13	13.0					12	12.0		3.0		5.0	20	20.0	12	12.0	32	32.0
19	2	SEAC	005707	153	12	7.8					16	10.5		-	22	14.4	38	24.8	21	13.7	59	38.6
20	2	UACCB	020735	184	23	12.5					31	16.8		-	24	13.0	55	29.9	30	16.3	85	46.2
21	2	UACCH	005732	125		4.8					19	15.2		0.8		4.8	26	20.8	34	27.2	60	48.0
22	2	UACCM	005245	314	48	15.3					57	18.2		-		1.0	60	19.1	55	17.5	115	36.6
2-Year Colleges				4,478	487	10.9					639	14.3	69	1.5	107	2.4	815	18.2	1,134	25.3	1,949	43.5

NOTES: When a student received more than one award, only the highest award was counted.

TIME PERIOD CONSIDERATIONS:

1. CP Graduates are counted from these graduation dates = '092009', '102009', '112009', '122009', '012010', '022010', '032010', '042010', '052010', so this is essentially through the Spring term.
2. TC Graduates include 1 full academic year plus these graduation dates = '072010', '082010', '092010', '102010', '112010', '122010', so this is through the next Fall term.
3. Associate Graduates include 3 full academic years plus these graduation dates = '072012', '082012', so this includes the next 2 months of July and August.
4. AC Graduates include 4 full academic years plus these graduation dates = '072013', '082013', '092013', '102013', '112013', '122013', so this is through the next Fall term.
5. Baccalaureate Graduates include 6 full academic years plus these graduation dates = '072015', '082015', so this includes the next 2 months of July and August.
6. All counts of less than 10 are not shown due to FERPA

IPEDS/ADHE Graduation Rate Calculation by RACE/ETHNICITY

Cohort Year selected = 2003 and Time Period Covered = AFTER SIX (6) YEARS (from AY2003 thru AY2008)
for Four-Year Universities for Asians/Pacific Islanders.

#	IT	College	FICE	Cohort	Transfers		Bacc.		Adv. Cert.		Assoc.		Tech. Cert.		Cert. Prof.		Graduates		Retained		Success	
					#	%	#	%	#	%	#	%	#	%	#	%	#	%	#	%	#	%
1	1	ASUJ	001090	19		21.1		26.3		-		-		-		-		26.3		10.5		36.8
2	1	ATU	001089			25.0		25.0		-		-		-		-		25.0		12.5		37.5
3	1	HSU	001098			-		50.0		-		-		-		-		50.0		-		50.0
4	1	SAUM	001107			50.0		-		-		-		-		-		-		-		-
5	1	UAF	001108	53	10	18.9	35	66.0		-		-		-		-	35	66.0		3.8	37	69.8
6	1	UAFS	001110	41		17.1		9.8		-	9.8		-		-	-		19.5		17.1	15	36.6
7	1	UALR	001101	10		20.0		30.0		-	-		-		-	-		30.0		30.0		60.0
8	1	UAM	001085			-		100.0		-	-		-		-	-		100.0		-		100.0
9	1	UAMS	001109			-		-		-	-		-		-	-		-		-		-
10	1	UAPB	001086			-		-		-	-		-		-	-		-		-		-
11	1	UCA	001092	17		29.4		41.2		-	-		-		-	-		41.2		5.9		47.1
4-Year Universities				153	31	20.3	58	37.9			2.6						62	40.5	16	10.5	78	51.0

NOTES: When a student received more than one award, only the highest award was counted.

TIME PERIOD CONSIDERATIONS:

1. CP Graduates are counted from these graduation dates = '092002', '102002', '112002', '122002', '012003', '022003', '032003', '042003', '052003', so this is essentially through the Spring term.
2. TC Graduates include 1 full academic year plus these graduation dates = '072003', '082003', '092003', '102003', '112003', '122003', so this is through the next Fall term.
3. Associate Graduates include 3 full academic years plus these graduation dates = '072005', '082005', so this includes the next 2 months of July and August.
4. AC Graduates include 4 full academic years plus these graduation dates = '072006', '082006', '092006', '102006', '112006', '122006', so this is through the next Fall term.
5. Baccalaureate Graduates include 6 full academic years plus these graduation dates = '072008', '082008', so this includes the next 2 months of July and August.
6. All counts of less than 10 are not shown due to FERPA.

IPEDS/ADHE Graduation Rate Calculation by RACE/ETHNICITY

Cohort Year selected = 2004 and Time Period Covered = AFTER SIX (6) YEARS (from AY2004 thru AY2009) for Four-Year Universities
for Asians/Pacific Islanders.

#	IT	College	FICE	Cohort	Transfers		Bacc.		Adv. Cert.		Assoc.		Tech. Cert.		Cert. Prof.		Graduates		Retained		Success		
					#	%	#	%	#	%	#	%	#	%	#	%	#	%	#	%	#	%	#
1	1	ASUJ	001090	13		15.4		46.2		-		-		-		-		46.2		7.7		53.8	
2	1	ATU	001089	14		35.7		35.7		-		-		-		-		35.7		7.1		42.9	
3	1	HSU	001098			50.0		50.0		-		-		-		-		50.0		-		50.0	
4	1	SAUM	001107			-		80.0		-		-		-		-		80.0		-		80.0	
5	1	UAF	001108	63		14.3	41	65.1		-		-		-		-	41	65.1		6.3	45	71.4	
6	1	UAFS	001110	31		9.7		16.1		-	3.2		-		-	-		19.4		22.6	13	41.9	
7	1	UALR	001101	13		15.4		46.2		-	-		-		-	-		46.2		-		46.2	
8	1	UAM	001085			25.0		50.0		-	-		-		-	-		50.0		-		50.0	
9	1	UAMS	001109			-		-		-	-		-		-	-		-		-		-	
10	1	UAPB	001086			100.0		-		-	-		-		-	-		-		-		-	
11	1	UCA	001092	44		13.6	30	68.2		-	-		-		-	-		30	68.2		2.3	31	70.5
4-Year Universities				190	30	15.8	100	52.6			0.5						101	53.2	14	7.4	115	60.5	

NOTES: When a student received more than one award, only the highest award was counted.

TIME PERIOD CONSIDERATIONS:

1. CP Graduates are counted from these graduation dates = '092003', '102003', '112003', '122003', '012004', '022004', '032004', '042004', '052004', so this is essentially through the Spring term.
2. TC Graduates include 1 full academic year plus these graduation dates = '072004', '082004', '092004', '102004', '112004', '122004', so this is through the next Fall term.
3. Associate Graduates include 3 full academic years plus these graduation dates = '072006', '082006', so this includes the next 2 months of July and August.
4. AC Graduates include 4 full academic years plus these graduation dates = '072007', '082007', '092007', '102007', '112007', '122007', so this is through the next Fall term.
5. Baccalaureate Graduates include 6 full academic years plus these graduation dates = '072009', '082009', so this includes the next 2 months of July and August.
6. All counts of less than 10 are not shown due to FERPA.

IPEDS/ADHE Graduation Rate Calculation by RACE/ETHNICITY

Cohort Year selected = 2005 and Time Period Covered = AFTER SIX (6) YEARS (from AY2005 thru AY2010) for Four-Year Universities for Asians/Pacific Islanders.

#	IT	College	FICE	Cohort	Transfers		Bacc.		Adv. Cert.		Assoc.		Tech. Cert.		Cert. Prof.		Graduates		Retained		Success		
					#	%	#	%	#	%	#	%	#	%	#	%	#	%	#	%	#	%	
1	1	ASUJ	001090			40.0		40.0		-		-		-		-		40.0		20.0		60.0	
2	1	ATU	001089	14		28.6		21.4		-		-		-		-		21.4		14.3		35.7	
3	1	HSU	001098			50.0		-		-		-		-		-		-		-		-	
4	1	SAUM	001107			-		50.0		-		-		-		-		50.0		-		50.0	
5	1	UAF	001108	61		11.5	41	67.2		-		-		-		-		41	67.2	3.3	43	70.5	
6	1	UAFS	001110	37		13.5		10.8		-		10.8		-		-		21.6		24.3	17	45.9	
7	1	UALR	001101	15		20.0		40.0		-		-		-		-		40.0		6.7		46.7	
8	1	UAM	001085			-		100.0		-		-		-		-		100.0		-		100.0	
9	1	UAMS	001109			-		-		-		-		-		-		-		-		-	
10	1	UAPB	001086			50.0		50.0		-		-		-		-		50.0		-		50.0	
11	1	UCA	001092	40		22.5	17	42.5		-		-		-		-		17	42.5	10.0	21	52.5	
4-Year Universities				183	33	18.0	77	42.1			2.2							81	44.3	19	10.4	100	54.6

NOTES: When a student received more than one award, only the highest award was counted.

TIME PERIOD CONSIDERATIONS:

1. CP Graduates are counted from these graduation dates = '092004', '102004', '112004', '122004', '012005', '022005', '032005', '042005', '052005', so this is essentially through the Spring term.
2. TC Graduates include 1 full academic year plus these graduation dates = '072005', '082005', '092005', '102005', '112005', '122005', so this is through the next Fall term.
3. Associate Graduates include 3 full academic years plus these graduation dates = '072007', '082007', so this includes the next 2 months of July and August.
4. AC Graduates include 4 full academic years plus these graduation dates = '072008', '082008', '092008', '102008', '112008', '122008', so this is through the next Fall term.
5. Baccalaureate Graduates include 6 full academic years plus these graduation dates = '072010', '082010', so this includes the next 2 months of July and August.
6. All counts of less than 10 are not shown due to FERPA.

IPEDS/ADHE Graduation Rate Calculation by RACE/ETHNICITY

Cohort Year selected = 2006 and Time Period Covered = AFTER SIX (6) YEARS (from AY2006 thru AY2011) for Four-Year Universities for Asians/Pacific Islanders.

#	IT	College	FICE	Cohort	Transfers		Bacc.		Adv. Cert.		Assoc.		Tech. Cert.		Cert. Prof.		Graduates		Retained		Success		
					#	%	#	%	#	%	#	%	#	%	#	%	#	%	#	%	#	%	
1	1	ASUJ	001090			16.7		16.7		-		-		-		-		16.7		16.7		33.3	
2	1	ATU	001089	18		22.2	10	55.6		-		-		5.6		-		11	61.1		11	61.1	
3	1	HSU	001098			-		50.0		-		-		-		-		50.0		-		50.0	
4	1	SAUM	001107			100.0		-		-		-		-		-		-		-		-	
5	1	UAF	001108	75	16	21.3	40	53.3		-		-		-		-		40	53.3	9.3	47	62.7	
6	1	UAFS	001110	36		8.3	12	33.3		-		5.6		-		-		14	38.9	16.7	20	55.6	
7	1	UALR	001101	17		11.8		41.2		-		-		-		-		41.2		17.6	10	58.8	
8	1	UAM	001085			-		100.0		-		-		-		-		100.0		-		100.0	
9	1	UAMS	001109			-		-		-		-		-		-		-		-		-	
10	1	UAPB	001086			100.0		-		-		-		-		-		-		-		-	
11	1	UCA	001092	39		7.7	19	48.7		-		-		-		-		19	48.7		12.8	24	61.5
4-Year Universities				196	31	15.8	91	46.4			1.0		0.5					94	48.0	22	11.2	116	59.2

NOTES: When a student received more than one award, only the highest award was counted.

TIME PERIOD CONSIDERATIONS:

1. CP Graduates are counted from these graduation dates = '092005', '102005', '112005', '122005', '012006', '022006', '032006', '042006', '052006', so this is essentially through the Spring term.
2. TC Graduates include 1 full academic year plus these graduation dates = '072006', '082006', '092006', '102006', '112006', '122006', so this is through the next Fall term.
3. Associate Graduates include 3 full academic years plus these graduation dates = '072008', '082008', so this includes the next 2 months of July and August.
4. AC Graduates include 4 full academic years plus these graduation dates = '072009', '082009', '092009', '102009', '112009', '122009', so this is through the next Fall term.
5. Baccalaureate Graduates include 6 full academic years plus these graduation dates = '072011', '082011', so this includes the next 2 months of July and August.
6. All counts of less than 10 are not shown due to FERPA.

IPEDS/ADHE Graduation Rate Calculation by RACE/ETHNICITY

Cohort Year selected = 2007 and Time Period Covered = AFTER SIX (6) YEARS (from AY2007 thru AY2012) for Four-Year Universities for Asians/Pacific Islanders.

#	IT	College	FICE	Cohort	Transfers		Bacc.		Adv. Cert.		Assoc.		Tech. Cert.		Cert. Prof.		Graduates		Retained		Success		
					#	%	#	%	#	%	#	%	#	%	#	%	#	%	#	%	#	%	
1	1	ASUJ	001090			-		71.4		-		-		-		-		71.4		14.3		85.7	
2	1	ATU	001089	16		18.8		50.0		-		6.3		12.5		-		11	68.8		-	11	68.8
3	1	HSU	001098			20.0		60.0		-		-		-		-		60.0		-		60.0	
4	1	SAUM	001107			50.0		33.3		-		-		-		-		33.3		-		33.3	
5	1	UAF	001108	73		12.3	45	61.6		-		-		-		-		45	61.6		11.0	53	72.6
6	1	UAFS	001110	39		20.5		17.9		-		5.1		-		-		23.1		23.1		18	46.2
7	1	UALR	001101			12.5		37.5		-		-		-		-		37.5		25.0		62.5	
8	1	UAM	001085			-		100.0		-		-		-		-		100.0		-		-	100.0
9	1	UAMS	001109			-		-		-		-		-		-		-		-		-	-
10	1	UAPB	001086			-		-		-		-		-		-		-		100.0		-	100.0
11	1	UCA	001092	32		25.0	13	40.6		-		-		-		-		13	40.6		3.1	14	43.8
4-Year Universities				188	33	17.6	87	46.3				1.6		1.1				92	48.9	22	11.7	114	60.6

NOTES: When a student received more than one award, only the highest award was counted.

TIME PERIOD CONSIDERATIONS:

1. CP Graduates are counted from these graduation dates = '092006', '102006', '112006', '122006', '012007', '022007', '032007', '042007', '052007', so this is essentially through the Spring term.
2. TC Graduates include 1 full academic year plus these graduation dates = '072007', '082007', '092007', '102007', '112007', '122007', so this is through the next Fall term.
3. Associate Graduates include 3 full academic years plus these graduation dates = '072009', '082009', so this includes the next 2 months of July and August.
4. AC Graduates include 4 full academic years plus these graduation dates = '072010', '082010', '092010', '102010', '112010', '122010', so this is through the next Fall term.
5. Baccalaureate Graduates include 6 full academic years plus these graduation dates = '072012', '082012', so this includes the next 2 months of July and August.
6. All counts of less than 10 are not shown due to FERPA.

IPEDS/ADHE Graduation Rate Calculation by RACE/ETHNICITY

Cohort Year selected = 2003 and Time Period Covered = AFTER SIX (6) YEARS (from AY2003 thru AY2008) for Four-Year Universities for Blacks.

#	IT	College	FICE	Cohort	Transfers		Bacc.		Adv. Cert.		Assoc.		Tech. Cert.		Cert. Prof.		Graduates		Retained		Success		
					#	%	#	%	#	%	#	%	#	%	#	%	#	%	#	%	#	%	
1	1	ASUJ	001090	228	41	18.0	49	21.5		-		-		-		-		49	21.5	15	6.6	64	28.1
2	1	ATU	001089	62	18	29.0	11	17.7		-		-		-		-		11	17.7		1.6	12	19.4
3	1	HSU	001098	80	21	26.3	30	37.5		-		-		-		-		30	37.5		11.3	39	48.8
4	1	SAUM	001107	148	29	19.6	40	27.0		-		0.7		-		-		41	27.7		4.7	48	32.4
5	1	UAF	001108	149	26	17.4	61	40.9		-		-		-		-		61	40.9	14	9.4	75	50.3
6	1	UAFS	001110	43		7.0		4.7		-		20.9		-		-		11	25.6		7.0	14	32.6
7	1	UALR	001101	272	70	25.7	26	9.6		-		-		-		-		26	9.6	35	12.9	61	22.4
8	1	UAM	001085	140	24	17.1	15	10.7		-		0.7		-		-		16	11.4	14	10.0	30	21.4
9	1	UAMS	001109			-		-		-		-		-		-		-		-		-	-
10	1	UAPB	001086	699	104	14.9	192	27.5		-		-		-		-		192	27.5	57	8.2	249	35.6
11	1	UCA	001092	299	100	33.4	76	25.4		-		-		-		-		76	25.4	28	9.4	104	34.8
4-Year Universities				2,120	436	20.6	502	23.7				11	0.5					513	24.2	183	8.6	696	32.8

NOTES: When a student received more than one award, only the highest award was counted.

TIME PERIOD CONSIDERATIONS:

1. CP Graduates are counted from these graduation dates = '092002', '102002', '112002', '122002', '012003', '022003', '032003', '042003', '052003', so this is essentially through the Spring term.
2. TC Graduates include 1 full academic year plus these graduation dates = '072003', '082003', '092003', '102003', '112003', '122003', so this is through the next Fall term.
3. Associate Graduates include 3 full academic years plus these graduation dates = '072005', '082005', so this includes the next 2 months of July and August.
4. AC Graduates include 4 full academic years plus these graduation dates = '072006', '082006', '092006', '102006', '112006', '122006', so this is through the next Fall term.
5. Baccalaureate Graduates include 6 full academic years plus these graduation dates = '072008', '082008', so this includes the next 2 months of July and August.
6. All counts of less than 10 are not shown due to FERPA.

IPEDS/ADHE Graduation Rate Calculation by RACE/ETHNICITY

Cohort Year selected = 2004 and Time Period Covered = AFTER SIX (6) YEARS (from AY2004 thru AY2009) for Four-Year Universities for Blacks.

#	IT	College	FICE	Cohort	Transfers		Bacc.		Adv. Cert.		Assoc.		Tech. Cert.		Cert. Prof.		Graduates		Retained		Success		
					#	%	#	%	#	%	#	%	#	%	#	%	#	%	#	%	#	%	
1	1	ASUJ	001090	237	41	17.3	70	29.5	-	-	-	-	-	-	-	-	70	29.5	20	8.4	90	38.0	
2	1	ATU	001089	70	19	27.1	20	28.6	-	-	-	-	-	-	-	-	20	28.6	-	5.7	24	34.3	
3	1	HSU	001098	86	24	27.9	24	27.9	-	-	-	-	-	-	-	-	24	27.9	-	7.0	30	34.9	
4	1	SAUM	001107	152	24	15.8	36	23.7	-	-	-	-	-	-	-	-	36	23.7	-	5.3	44	28.9	
5	1	UAF	001108	109	26	23.9	44	40.4	-	-	-	-	-	-	-	-	44	40.4	12	11.0	56	51.4	
6	1	UAFS	001110	33	-	21.2	-	3.0	-	-	6.1	-	-	-	-	-	-	9.1	-	12.1	-	21.2	
7	1	UALR	001101	273	72	26.4	17	6.2	-	-	0.7	-	-	-	-	-	19	7.0	22	8.1	41	15.0	
8	1	UAM	001085	221	45	20.4	20	9.0	-	-	0.9	-	2.7	-	-	-	28	12.7	21	9.5	49	22.2	
9	1	UAMS	001109	-	-	-	-	-	-	-	-	-	-	-	-	-	-	-	-	-	-	-	
10	1	UAPB	001086	712	91	12.8	174	24.4	-	-	-	-	-	-	-	-	174	24.4	58	8.1	232	32.6	
11	1	UCA	001092	471	144	30.6	130	27.6	-	-	-	-	-	-	-	-	130	27.6	35	7.4	165	35.0	
4-Year Universities				2,364	493	20.9	536	22.7	-	-	-	0.3	-	0.3	-	-	-	548	23.2	190	8.0	738	31.2

NOTES: When a student received more than one award, only the highest award was counted.

TIME PERIOD CONSIDERATIONS:

1. CP Graduates are counted from these graduation dates = '092003', '102003', '112003', '122003', '012004', '022004', '032004', '042004', '052004', so this is essentially through the Spring term.
2. TC Graduates include 1 full academic year plus these graduation dates = '072004', '082004', '092004', '102004', '112004', '122004', so this is through the next Fall term.
3. Associate Graduates include 3 full academic years plus these graduation dates = '072006', '082006', so this includes the next 2 months of July and August.
4. AC Graduates include 4 full academic years plus these graduation dates = '072007', '082007', '092007', '102007', '112007', '122007', so this is through the next Fall term.
5. Baccalaureate Graduates include 6 full academic years plus these graduation dates = '072009', '082009', so this includes the next 2 months of July and August.
6. All counts of less than 10 are not shown due to FERPA.

IPEDS/ADHE Graduation Rate Calculation by RACE/ETHNICITY

Cohort Year selected = 2005 and Time Period Covered = AFTER SIX (6) YEARS (from AY2005 thru AY2010) for Four-Year Universities for Blacks.

#	IT	College	FICE	Cohort	Transfers		Bacc.		Adv. Cert.		Assoc.		Tech. Cert.		Cert. Prof.		Graduates		Retained		Success		
					#	%	#	%	#	%	#	%	#	%	#	%	#	%	#	%	#	%	
1	1	ASUJ	001090	314	63	20.1	57	18.2	-	-	0.3	-	-	-	-	-	58	18.5	24	7.6	82	26.1	
2	1	ATU	001089	77	23	29.9	14	18.2	-	-	-	-	-	-	-	-	14	18.2	-	6.5	19	24.7	
3	1	HSU	001098	105	24	22.9	29	27.6	-	-	-	-	-	-	-	-	29	27.6	15	14.3	44	41.9	
4	1	SAUM	001107	181	37	20.4	48	26.5	-	-	-	-	-	-	-	-	48	26.5	-	2.8	53	29.3	
5	1	UAF	001108	114	24	21.1	43	37.7	-	-	-	-	-	-	-	-	43	37.7	-	7.9	52	45.6	
6	1	UAFS	001110	25	-	16.0	-	8.0	-	-	28.0	-	-	-	-	-	-	36.0	-	8.0	11	44.0	
7	1	UALR	001101	301	87	28.9	26	8.6	-	-	-	-	-	-	-	-	26	8.6	29	9.6	55	18.3	
8	1	UAM	001085	219	27	12.3	30	13.7	-	-	1.4	-	0.9	-	-	-	35	16.0	20	9.1	55	25.1	
9	1	UAMS	001109	-	-	-	-	-	-	-	-	-	-	-	-	-	-	-	-	-	-	-	
10	1	UAPB	001086	677	100	14.8	159	23.5	-	-	-	-	-	-	-	-	159	23.5	44	6.5	203	30.0	
11	1	UCA	001092	368	113	30.7	93	25.3	-	-	0.3	-	-	-	-	-	94	25.5	30	8.2	124	33.7	
4-Year Universities				2,381	502	21.1	501	21.0	-	-	12	0.5	-	0.1	-	-	-	515	21.6	183	7.7	698	29.3

NOTES: When a student received more than one award, only the highest award was counted.

TIME PERIOD CONSIDERATIONS:

1. CP Graduates are counted from these graduation dates = '092004', '102004', '112004', '122004', '012005', '022005', '032005', '042005', '052005', so this is essentially through the Spring term.
2. TC Graduates include 1 full academic year plus these graduation dates = '072005', '082005', '092005', '102005', '112005', '122005', so this is through the next Fall term.
3. Associate Graduates include 3 full academic years plus these graduation dates = '072007', '082007', so this includes the next 2 months of July and August.
4. AC Graduates include 4 full academic years plus these graduation dates = '072008', '082008', '092008', '102008', '112008', '122008', so this is through the next Fall term.
5. Baccalaureate Graduates include 6 full academic years plus these graduation dates = '072010', '082010', so this includes the next 2 months of July and August.
6. All counts of less than 10 are not shown due to FERPA.

IPEDS/ADHE Graduation Rate Calculation by RACE/ETHNICITY

Cohort Year selected = 2006 and Time Period Covered = AFTER SIX (6) YEARS (from AY2006 thru AY2011) for Four-Year Universities for Blacks.

#	IT	College	FICE	Cohort	Transfers		Bacc.		Adv. Cert.		Assoc.		Tech. Cert.		Cert. Prof.		Graduates		Retained		Success	
					#	%	#	%	#	%	#	%	#	%	#	%	#	%	#	%	#	%
1	1	ASUJ	001090	333	62	18.6	82	24.6	-	-	-	-	-	-	-	-	82	24.6	2.7	91	27.3	
2	1	ATU	001089	87	17	19.5	22	25.3	-	-	-	-	1.1	-	-	-	23	26.4	2.3	25	28.7	
3	1	HSU	001098	102	27	26.5	26	25.5	-	-	-	-	-	-	-	-	26	25.5	4.9	31	30.4	
4	1	SAUM	001107	143	19	13.3	34	23.8	-	-	0.7	-	-	-	-	-	35	24.5	13	9.1	48	33.6
5	1	UAF	001108	123	19	15.4	56	45.5	-	-	-	-	-	-	-	-	56	45.5	13	10.6	69	56.1
6	1	UAFS	001110	32	-	15.6	3.1	-	-	-	9.4	-	-	-	-	-	-	12.5	-	3.1	-	15.6
7	1	UALR	001101	296	76	25.7	40	13.5	-	-	0.3	-	-	-	-	-	41	13.9	23	7.8	64	21.6
8	1	UAM	001085	234	39	16.7	22	9.4	-	-	1.3	-	3.0	-	-	-	32	13.7	13	5.6	45	19.2
9	1	UAMS	001109	-	-	-	-	-	-	-	-	-	-	-	-	-	-	-	-	-	-	-
10	1	UAPB	001086	697	106	15.2	160	23.0	-	-	-	-	-	-	-	-	160	23.0	38	5.5	198	28.4
11	1	UCA	001092	475	136	28.6	105	22.1	-	-	-	-	-	-	-	-	105	22.1	40	8.4	145	30.5
4-Year Universities				2,522	506	20.1	548	21.7	-	-	0.3	-	0.3	-	-	-	564	22.4	157	6.2	721	28.6

NOTES: When a student received more than one award, only the highest award was counted.

TIME PERIOD CONSIDERATIONS:

1. CP Graduates are counted from these graduation dates = '092005', '102005', '112005', '122005', '012006', '022006', '032006', '042006', '052006', so this is essentially through the Spring term.
2. TC Graduates include 1 full academic year plus these graduation dates = '072006', '082006', '092006', '102006', '112006', '122006', so this is through the next Fall term.
3. Associate Graduates include 3 full academic years plus these graduation dates = '072008', '082008', so this includes the next 2 months of July and August.
4. AC Graduates include 4 full academic years plus these graduation dates = '072009', '082009', '092009', '102009', '112009', '122009', so this is through the next Fall term.
5. Baccalaureate Graduates include 6 full academic years plus these graduation dates = '072011', '082011', so this includes the next 2 months of July and August.
6. All counts of less than 10 are not shown due to FERPA.

IPEDS/ADHE Graduation Rate Calculation by RACE/ETHNICITY

Cohort Year selected = 2007 and Time Period Covered = AFTER SIX (6) YEARS (from AY2007 thru AY2012) for Four-Year Universities for Blacks.

#	IT	College	FICE	Cohort	Transfers		Bacc.		Adv. Cert.		Assoc.		Tech. Cert.		Cert. Prof.		Graduates		Retained		Success	
					#	%	#	%	#	%	#	%	#	%	#	%	#	%	#	%	#	%
1	1	ASUJ	001090	361	75	20.8	91	25.2	-	-	-	-	-	-	-	-	91	25.2	20	5.5	111	30.7
2	1	ATU	001089	106	22	20.8	25	23.6	-	-	0.9	-	-	-	1.9	-	28	26.4	4.7	33	31.1	
3	1	HSU	001098	107	23	21.5	33	30.8	-	-	-	-	-	-	-	-	33	30.8	5.6	39	36.4	
4	1	SAUM	001107	156	33	21.2	44	28.2	-	-	-	-	-	-	-	-	44	28.2	3.8	50	32.1	
5	1	UAF	001108	106	19	17.9	52	49.1	-	-	-	-	-	-	-	-	52	49.1	5.7	58	54.7	
6	1	UAFS	001110	37	-	10.8	8.1	-	-	-	10.8	-	-	-	-	-	-	18.9	-	8.1	10	27.0
7	1	UALR	001101	227	63	27.8	22	9.7	-	-	-	-	-	-	-	-	22	9.7	20	8.8	42	18.5
8	1	UAM	001085	207	37	17.9	11	5.3	-	-	1.4	-	2.9	-	0.5	-	21	10.1	14	6.8	35	16.9
9	1	UAMS	001109	-	-	-	-	-	-	-	-	-	-	-	-	-	-	-	-	-	-	-
10	1	UAPB	001086	684	81	11.8	190	27.8	-	-	-	-	-	-	-	-	190	27.8	31	4.5	221	32.3
11	1	UCA	001092	450	129	28.7	109	24.2	-	-	-	-	-	-	-	-	109	24.2	26	5.8	135	30.0
4-Year Universities				2,441	486	19.9	580	23.8	-	-	0.3	-	0.2	-	0.1	-	597	24.5	137	5.6	734	30.1

NOTES: When a student received more than one award, only the highest award was counted.

TIME PERIOD CONSIDERATIONS:

1. CP Graduates are counted from these graduation dates = '092006', '102006', '112006', '122006', '012007', '022007', '032007', '042007', '052007', so this is essentially through the Spring term.
2. TC Graduates include 1 full academic year plus these graduation dates = '072007', '082007', '092007', '102007', '112007', '122007', so this is through the next Fall term.
3. Associate Graduates include 3 full academic years plus these graduation dates = '072009', '082009', so this includes the next 2 months of July and August.
4. AC Graduates include 4 full academic years plus these graduation dates = '072010', '082010', '092010', '102010', '112010', '122010', so this is through the next Fall term.
5. Baccalaureate Graduates include 6 full academic years plus these graduation dates = '072012', '082012', so this includes the next 2 months of July and August.
6. All counts of less than 10 are not shown due to FERPA.

IPEDS/ADHE Graduation Rate Calculation by RACE/ETHNICITY

Cohort Year selected = 2003 and Time Period Covered = AFTER SIX (6) YEARS (from AY2003 thru AY2008) for Four-Year Universities for Hispanics.

#	IT	College	FICE	Cohort	Transfers		Bacc.		Adv. Cert.		Assoc.		Tech. Cert.		Cert. Prof.		Graduates		Retained		Success	
					#	%	#	%	#	%	#	%	#	%	#	%	#	%	#	%	#	%
1	1	ASUJ	001090	13		15.4		30.8		-		-		-		-		30.8		15.4		46.2
2	1	ATU	001089	20		20.0		20.0		-		-		-		-		20.0		20.0		40.0
3	1	HSU	001098	10		-		20.0		-		-		-		-		20.0		-		20.0
4	1	SAUM	001107			22.2		22.2		-		-		-		-		22.2		-		22.2
5	1	UAF	001108	38		10.5	23	60.5		-		-		-		-	23	60.5		10.5	27	71.1
6	1	UAFS	001110	19		15.8		-		-	5.3		-		-		5.3		26.3		31.6	
7	1	UALR	001101	16		37.5		18.8		-		-		-		-	18.8		6.3		25.0	
8	1	UAM	001085			28.6		42.9		-	14.3		-		-		57.1		-		57.1	
9	1	UAMS	001109			-		-		-	-		-		-		-		-		-	
10	1	UAPB	001086			-		-		-	-		-		-		-		-		-	
11	1	UCA	001092	13		38.5		7.7		-	-		-		-		7.7		-		7.7	
4-Year Universities				147	28	19.0	42	28.6				1.4					44	29.9	16	10.9	60	40.8

NOTES: When a student received more than one award, only the highest award was counted.

TIME PERIOD CONSIDERATIONS:

1. CP Graduates are counted from these graduation dates = '092002', '102002', '112002', '122002', '012003', '022003', '032003', '042003', '052003', so this is essentially through the Spring term.
2. TC Graduates include 1 full academic year plus these graduation dates = '072003', '082003', '092003', '102003', '112003', '122003', so this is through the next Fall term.
3. Associate Graduates include 3 full academic years plus these graduation dates = '072005', '082005', so this includes the next 2 months of July and August.
4. AC Graduates include 4 full academic years plus these graduation dates = '072006', '082006', '092006', '102006', '112006', '122006', so this is through the next Fall term.
5. Baccalaureate Graduates include 6 full academic years plus these graduation dates = '072008', '082008', so this includes the next 2 months of July and August.
6. All counts of less than 10 are not shown due to FERPA.

IPEDS/ADHE Graduation Rate Calculation by RACE/ETHNICITY

Cohort Year selected = 2004 and Time Period Covered = AFTER SIX (6) YEARS (from AY2004 thru AY2009) for Four-Year Universities for Hispanics.

#	IT	College	FICE	Cohort	Transfers		Bacc.		Adv. Cert.		Assoc.		Tech. Cert.		Cert. Prof.		Graduates		Retained		Success	
					#	%	#	%	#	%	#	%	#	%	#	%	#	%	#	%	#	%
1	1	ASUJ	001090	16		6.3		37.5		-		-		-		-		37.5		-		37.5
2	1	ATU	001089	28		17.9		25.0		-		-		-		-		25.0		14.3	11	39.3
3	1	HSU	001098			16.7		16.7		-		-		-		-		16.7		16.7		33.3
4	1	SAUM	001107			-		40.0		-		-		-		-		40.0		-		40.0
5	1	UAF	001108	37		16.2	22	59.5		-		-		-		-	22	59.5		2.7	23	62.2
6	1	UAFS	001110	17		11.8		11.8		-	5.9		-		-		17.6		17.6		35.3	
7	1	UALR	001101	13		15.4		46.2		-		-		-		-	46.2		15.4		61.5	
8	1	UAM	001085	13		-		38.5		-		-		-		-	38.5		7.7		46.2	
9	1	UAMS	001109			-		-		-	-		-		-		-		-		-	
10	1	UAPB	001086			-		100.0		-		-		-		-	100.0		-		100.0	
11	1	UCA	001092	40	12	30.0	15	37.5		-		-		-		-	15	37.5		10.0	19	47.5
4-Year Universities				177	29	16.4	68	38.4				0.6					69	39.0	16	9.0	85	48.0

NOTES: When a student received more than one award, only the highest award was counted.

TIME PERIOD CONSIDERATIONS:

1. CP Graduates are counted from these graduation dates = '092003', '102003', '112003', '122003', '012004', '022004', '032004', '042004', '052004', so this is essentially through the Spring term.
2. TC Graduates include 1 full academic year plus these graduation dates = '072004', '082004', '092004', '102004', '112004', '122004', so this is through the next Fall term.
3. Associate Graduates include 3 full academic years plus these graduation dates = '072006', '082006', so this includes the next 2 months of July and August.
4. AC Graduates include 4 full academic years plus these graduation dates = '072007', '082007', '092007', '102007', '112007', '122007', so this is through the next Fall term.
5. Baccalaureate Graduates include 6 full academic years plus these graduation dates = '072009', '082009', so this includes the next 2 months of July and August.
6. All counts of less than 10 are not shown due to FERPA.

IPEDS/ADHE Graduation Rate Calculation by RACE/ETHNICITY

Cohort Year selected = 2005 and Time Period Covered = AFTER SIX (6) YEARS (from AY2005 thru AY2010) for Four-Year Universities for Hispanics.

#	IT	College	FICE	Cohort	Transfers		Bacc.		Adv. Cert.		Assoc.		Tech. Cert.		Cert. Prof.		Graduates		Retained		Success	
					#	%	#	%	#	%	#	%	#	%	#	%	#	%	#	%	#	%
1	1	ASUJ	001090	20		15.0		35.0		-		-		-		-		35.0		5.0		40.0
2	1	ATU	001089	28		7.1		17.9		-		3.6		-		-		21.4		7.1		28.6
3	1	HSU	001098			-		40.0		-		-		-		-		40.0		-		40.0
4	1	SAUM	001107			12.5		25.0		-		-		-		-		25.0		-		25.0
5	1	UAF	001108	53		17.0	23	43.4		-		-		-		-	23	43.4		7.5	27	50.9
6	1	UAFS	001110	34		14.7		8.8		-		-		-		-		8.8		8.8		17.6
7	1	UALR	001101	19		15.8		26.3		-		-		-		-		26.3		10.5		36.8
8	1	UAM	001085	10		40.0		-		-		-		-		-		-		10.0		10.0
9	1	UAMS	001109			-		-		-		-		-		-		-		-		-
10	1	UAPB	001086			-		50.0		-		-		-		-		50.0		-		50.0
11	1	UCA	001092	40		22.5	12	30.0		-		2.5		-		-	13	32.5		2.5	14	35.0
4-Year Universities				219	36	16.4	60	27.4				0.9					62	28.3	14	6.4	76	34.7

NOTES: When a student received more than one award, only the highest award was counted.

TIME PERIOD CONSIDERATIONS:

1. CP Graduates are counted from these graduation dates = '092004', '102004', '112004', '122004', '012005', '022005', '032005', '042005', '052005', so this is essentially through the Spring term.
2. TC Graduates include 1 full academic year plus these graduation dates = '072005', '082005', '092005', '102005', '112005', '122005', so this is through the next Fall term.
3. Associate Graduates include 3 full academic years plus these graduation dates = '072007', '082007', so this includes the next 2 months of July and August.
4. AC Graduates include 4 full academic years plus these graduation dates = '072008', '082008', '092008', '102008', '112008', '122008', so this is through the next Fall term.
5. Baccalaureate Graduates include 6 full academic years plus these graduation dates = '072010', '082010', so this includes the next 2 months of July and August.
6. All counts of less than 10 are not shown due to FERPA.

IPEDS/ADHE Graduation Rate Calculation by RACE/ETHNICITY

Cohort Year selected = 2006 and Time Period Covered = AFTER SIX (6) YEARS (from AY2006 thru AY2011) for Four-Year Universities for Hispanics.

#	IT	College	FICE	Cohort	Transfers		Bacc.		Adv. Cert.		Assoc.		Tech. Cert.		Cert. Prof.		Graduates		Retained		Success		
					#	%	#	%	#	%	#	%	#	%	#	%	#	%	#	%	#	%	
1	1	ASUJ	001090	21		9.5		28.6		-		-		-		-		28.6		14.3		42.9	
2	1	ATU	001089	33		9.1	14	42.4		-		-		3.0		-		15	45.5		18.2	21	63.6
3	1	HSU	001098	13		38.5		38.5		-		-		-		-		38.5		-		38.5	
4	1	SAUM	001107			-		40.0		-		-		-		-		40.0		20.0		60.0	
5	1	UAF	001108	75	13	17.3	40	53.3		-		-		-		-	40	53.3		5.3	44	58.7	
6	1	UAFS	001110	27		25.9		7.4		-		14.8		3.7		-		25.9		7.4		33.3	
7	1	UALR	001101	22		18.2		18.2		-		-		-		-		18.2		13.6		31.8	
8	1	UAM	001085	12		25.0		8.3		-		8.3		8.3		-		25.0		8.3		33.3	
9	1	UAMS	001109			-		-		-		-		-		-		-		-		-	
10	1	UAPB	001086			-		-		-		-		-		-		-		-		-	
11	1	UCA	001092	37		13.5	15	40.5		-		-		-		-	15	40.5		16.2	21	56.8	
4-Year Universities				245	42	17.1	89	36.3				2.0			1.2			97	39.6	26	10.6	123	50.2

NOTES: When a student received more than one award, only the highest award was counted.

TIME PERIOD CONSIDERATIONS:

1. CP Graduates are counted from these graduation dates = '092005', '102005', '112005', '122005', '012006', '022006', '032006', '042006', '052006', so this is essentially through the Spring term.
2. TC Graduates include 1 full academic year plus these graduation dates = '072006', '082006', '092006', '102006', '112006', '122006', so this is through the next Fall term.
3. Associate Graduates include 3 full academic years plus these graduation dates = '072008', '082008', so this includes the next 2 months of July and August.
4. AC Graduates include 4 full academic years plus these graduation dates = '072009', '082009', '092009', '102009', '112009', '122009', so this is through the next Fall term.
5. Baccalaureate Graduates include 6 full academic years plus these graduation dates = '072011', '082011', so this includes the next 2 months of July and August.
6. All counts of less than 10 are not shown due to FERPA.

IPEDS/ADHE Graduation Rate Calculation by RACE/ETHNICITY

Cohort Year selected = 2007 and Time Period Covered = AFTER SIX (6) YEARS (from AY2007 thru AY2012) for Four-Year Universities for Hispanics.

#	IT	College	FICE	Cohort	Transfers		Bacc.		Adv. Cert.		Assoc.		Tech. Cert.		Cert. Prof.		Graduates		Retained		Success		
					#	%	#	%	#	%	#	%	#	%	#	%	#	%	#	%	#	%	
1	1	ASUJ	001090	21		9.5		19.0		-		-		-		-		19.0		4.8		23.8	
2	1	ATU	001089	41		17.1		22.0		-		4.9		4.9		-		13		31.7		15	36.6
3	1	HSU	001098			12.5		25.0		-		-		-		-				12.5		37.5	
4	1	SAUM	001107	12		-		50.0		-		-		-		-		50.0		-		50.0	
5	1	UAF	001108	89	15	16.9	50	56.2		-		-		-		-		50		56.2		58	65.2
6	1	UAFS	001110	34		11.8	10	29.4		-		-		-		-		10		29.4		17	50.0
7	1	UALR	001101	21		14.3		33.3		-		-		-		-				33.3		12	57.1
8	1	UAM	001085	13		15.4		23.1		-		-		-		-				23.1		7	30.8
9	1	UAMS	001109			-		-		-		-		-		-		-		-		-	-
10	1	UAPB	001086			-		-		-		-		-		-		-		-		-	-
11	1	UCA	001092	44		20.5	17	38.6		-		-		-		-		17		38.6		19	43.2
4-Year Universities				284	43	15.1	108	38.0				0.7		0.7				112	39.4	27	9.5	139	48.9

NOTES: When a student received more than one award, only the highest award was counted.

TIME PERIOD CONSIDERATIONS:

1. CP Graduates are counted from these graduation dates = '092006', '102006', '112006', '122006', '012007', '022007', '032007', '042007', '052007', so this is essentially through the Spring term.
2. TC Graduates include 1 full academic year plus these graduation dates = '072007', '082007', '092007', '102007', '112007', '122007', so this is through the next Fall term.
3. Associate Graduates include 3 full academic years plus these graduation dates = '072009', '082009', so this includes the next 2 months of July and August.
4. AC Graduates include 4 full academic years plus these graduation dates = '072010', '082010', '092010', '102010', '112010', '122010', so this is through the next Fall term.
5. Baccalaureate Graduates include 6 full academic years plus these graduation dates = '072012', '082012', so this includes the next 2 months of July and August.
6. All counts of less than 10 are not shown due to FERPA.

IPEDS/ADHE Graduation Rate Calculation by RACE/ETHNICITY

Cohort Year selected = 2003 and Time Period Covered = AFTER SIX (6) YEARS (from AY2003 thru AY2008) for Four-Year Universities for American Indians/Alaskan Natives.

#	IT	College	FICE	Cohort	Transfers		Bacc.		Adv. Cert.		Assoc.		Tech. Cert.		Cert. Prof.		Graduates		Retained		Success		
					#	%	#	%	#	%	#	%	#	%	#	%	#	%	#	%	#	%	
1	1	ASUJ	001090			-		-		-		-		-		-		-		-		-	-
2	1	ATU	001089	14		28.6		21.4		-		-		-		-		21.4		-		21.4	
3	1	HSU	001098			42.9		28.6		-		-		-		-		28.6		-		28.6	
4	1	SAUM	001107			20.0		20.0		-		-		-		-		20.0		-		20.0	
5	1	UAF	001108	38		15.8	17	44.7		-		-		-		-		17		44.7		21	55.3
6	1	UAFS	001110	28		25.0		-		-		7.1		-		-		7.1		17.9		25.0	
7	1	UALR	001101			-		-		-		-		-		-		-		-		-	
8	1	UAM	001085			33.3		33.3		-		-		-		-		33.3		-		33.3	
9	1	UAMS	001109			-		-		-		-		-		-		-		-		-	
10	1	UAPB	001086			-		50.0		-		-		-		-		50.0		-		50.0	
11	1	UCA	001092	13		-		69.2		-		-		-		-		69.2		7.7		10	76.9
4-Year Universities				116	22	19.0	34	29.3				1.7						36	31.0	10	8.6	46	39.7

NOTES: When a student received more than one award, only the highest award was counted.

TIME PERIOD CONSIDERATIONS:

1. CP Graduates are counted from these graduation dates = '092002', '102002', '112002', '122002', '012003', '022003', '032003', '042003', '052003', so this is essentially through the Spring term.
2. TC Graduates include 1 full academic year plus these graduation dates = '072003', '082003', '092003', '102003', '112003', '122003', so this is through the next Fall term.
3. Associate Graduates include 3 full academic years plus these graduation dates = '072005', '082005', so this includes the next 2 months of July and August.
4. AC Graduates include 4 full academic years plus these graduation dates = '072006', '082006', '092006', '102006', '112006', '122006', so this is through the next Fall term.
5. Baccalaureate Graduates include 6 full academic years plus these graduation dates = '072008', '082008', so this includes the next 2 months of July and August.
6. All counts of less than 10 are not shown due to FERPA.

IPEDS/ADHE Graduation Rate Calculation by RACE/ETHNICITY

Cohort Year selected = 2004 and Time Period Covered = AFTER SIX (6) YEARS (from AY2004 thru AY2009) for Four-Year Universities for American Indians/Alaskan Natives.

#	IT	College	FICE	Cohort	Transfers		Bacc.		Adv. Cert.		Assoc.		Tech. Cert.		Cert. Prof.		Graduates		Retained		Success		
					#	%	#	%	#	%	#	%	#	%	#	%	#	%	#	%	#	%	
1	1	ASUJ	001090			25.0		-		-		-		-		-			25.0		25.0		
2	1	ATU	001089	17		29.4		23.5		-		-		11.8		-		35.3		5.9		41.2	
3	1	HSU	001098			-		14.3		-		-		-		-		14.3		28.6		42.9	
4	1	SAUM	001107			-		66.7		-		-		-		-		66.7		-		66.7	
5	1	UAF	001108	31		12.9	10	32.3		-		-		-		-	10	32.3		6.5	12	38.7	
6	1	UAFS	001110	37		8.1		13.5		-		5.4		2.7		-		21.6		10.8	12	32.4	
7	1	UALR	001101			-		-		-		-		-		-		-		-		-	
8	1	UAM	001085			60.0		-		-		-		-		-		-		-		-	
9	1	UAMS	001109			-		-		-		-		-		-		-		-		-	
10	1	UAPB	001086			-		-		-		-		-		-		-		-		-	
11	1	UCA	001092	21		19.0	11	52.4		-		-		-		-	11	52.4		-	11	52.4	
4-Year Universities				133	21	15.8	33	24.8				1.5		2.3				38	28.6	11	8.3	49	36.8

NOTES: When a student received more than one award, only the highest award was counted.

TIME PERIOD CONSIDERATIONS:

1. CP Graduates are counted from these graduation dates = '092003', '102003', '112003', '122003', '012004', '022004', '032004', '042004', '052004', so this is essentially through the Spring term.
2. TC Graduates include 1 full academic year plus these graduation dates = '072004', '082004', '092004', '102004', '112004', '122004', so this is through the next Fall term.
3. Associate Graduates include 3 full academic years plus these graduation dates = '072006', '082006', so this includes the next 2 months of July and August.
4. AC Graduates include 4 full academic years plus these graduation dates = '072007', '082007', '092007', '102007', '112007', '122007', so this is through the next Fall term.
5. Baccalaureate Graduates include 6 full academic years plus these graduation dates = '072009', '082009', so this includes the next 2 months of July and August.
6. All counts of less than 10 are not shown due to FERPA.

IPEDS/ADHE Graduation Rate Calculation by RACE/ETHNICITY

Cohort Year selected = 2005 and Time Period Covered = AFTER SIX (6) YEARS (from AY2005 thru AY2010) for Four-Year Universities for American Indians/Alaskan Natives.

#	IT	College	FICE	Cohort	Transfers		Bacc.		Adv. Cert.		Assoc.		Tech. Cert.		Cert. Prof.		Graduates		Retained		Success		
					#	%	#	%	#	%	#	%	#	%	#	%	#	%	#	%	#	%	
1	1	ASUJ	001090			14.3		14.3		-		-		-		-		14.3		14.3		28.6	
2	1	ATU	001089	28		25.0		25.0		-		-		14.3		-		11	39.3		-	11	39.3
3	1	HSU	001098			25.0		12.5		-		-		-		-		12.5		-		12.5	
4	1	SAUM	001107			14.3		-		-		-		-		-		-		-		-	
5	1	UAF	001108	60	11	18.3	29	48.3		-		-		-		-	29	48.3		1.7	30	50.0	
6	1	UAFS	001110	40		12.5		7.5		-		7.5		-		-		15.0		7.5		22.5	
7	1	UALR	001101			14.3		28.6		-		-		-		-		28.6		14.3		42.9	
8	1	UAM	001085			50.0		-		-		-		-		-		-		-		-	
9	1	UAMS	001109			-		-		-		-		-		-		-		-		-	
10	1	UAPB	001086			-		-		-		-		-		-		-		-		-	
11	1	UCA	001092			33.3		22.2		-		-		-		-		22.2		-		22.2	
4-Year Universities				168	32	19.0	45	26.8				1.8		2.4				52	31.0	3.6	58	34.5	

NOTES: When a student received more than one award, only the highest award was counted.

TIME PERIOD CONSIDERATIONS:

1. CP Graduates are counted from these graduation dates = '092004', '102004', '112004', '122004', '012005', '022005', '032005', '042005', '052005', so this is essentially through the Spring term.
2. TC Graduates include 1 full academic year plus these graduation dates = '072005', '082005', '092005', '102005', '112005', '122005', so this is through the next Fall term.
3. Associate Graduates include 3 full academic years plus these graduation dates = '072007', '082007', so this includes the next 2 months of July and August.
4. AC Graduates include 4 full academic years plus these graduation dates = '072008', '082008', '092008', '102008', '112008', '122008', so this is through the next Fall term.
5. Baccalaureate Graduates include 6 full academic years plus these graduation dates = '072010', '082010', so this includes the next 2 months of July and August.
6. All counts of less than 10 are not shown due to FERPA.

IPEDS/ADHE Graduation Rate Calculation by RACE/ETHNICITY

Cohort Year selected = 2006 and Time Period Covered = AFTER SIX (6) YEARS (from AY2006 thru AY2011) for Four-Year Universities for American Indians/Alaskan Natives.

#	IT	College	FICE	Cohort	Transfers		Bacc.		Adv. Cert.		Assoc.		Tech. Cert.		Cert. Prof.		Graduates		Retained		Success	
					#	%	#	%	#	%	#	%	#	%	#	%	#	%	#	%	#	%
1	1	ASUJ	001090			33.3		50.0		-		-		-		-		50.0		-		50.0
2	1	ATU	001089	18		22.2		33.3		-		-		-		-		33.3		-		33.3
3	1	HSU	001098			50.0		-		-		-		-		-		-		-		-
4	1	SAUM	001107			50.0		-		-		-		-		-		-		-		-
5	1	UAF	001108	60		10.0	35	58.3		-		-		-		-	35	58.3		5.0	38	63.3
6	1	UAFS	001110	47		6.4	11	23.4		-		4.3		-		-	13	27.7		12.8	19	40.4
7	1	UALR	001101			40.0		-		-		-		-		-		-		60.0		60.0
8	1	UAM	001085			16.7		16.7		-		-		-		-		16.7		16.7		33.3
9	1	UAMS	001109			-		-		-		-		-		-		-		-		-
10	1	UAPB	001086			-		-		-		-		-		-		-		-		-
11	1	UCA	001092	21		23.8		28.6		-		-		-		-		28.6		-		28.6
4-Year Universities				171	27	15.8	62	36.3			1.2						64	37.4	13	7.6	77	45.0

NOTES: When a student received more than one award, only the highest award was counted.

TIME PERIOD CONSIDERATIONS:

1. CP Graduates are counted from these graduation dates = '092005', '102005', '112005', '122005', '012006', '022006', '032006', '042006', '052006', so this is essentially through the Spring term.
2. TC Graduates include 1 full academic year plus these graduation dates = '072006', '082006', '092006', '102006', '112006', '122006', so this is through the next Fall term.
3. Associate Graduates include 3 full academic years plus these graduation dates = '072008', '082008', so this includes the next 2 months of July and August.
4. AC Graduates include 4 full academic years plus these graduation dates = '072009', '082009', '092009', '102009', '112009', '122009', so this is through the next Fall term.
5. Baccalaureate Graduates include 6 full academic years plus these graduation dates = '072011', '082011', so this includes the next 2 months of July and August.
6. All counts of less than 10 are not shown due to FERPA.

IPEDS/ADHE Graduation Rate Calculation by RACE/ETHNICITY

Cohort Year selected = 2007 and Time Period Covered = AFTER SIX (6) YEARS (from AY2007 thru AY2012) for Four-Year Universities for American Indians/Alaskan Natives.

#	IT	College	FICE	Cohort	Transfers		Bacc.		Adv. Cert.		Assoc.		Tech. Cert.		Cert. Prof.		Graduates		Retained		Success	
					#	%	#	%	#	%	#	%	#	%	#	%	#	%	#	%	#	%
1	1	ASUJ	001090	10		10.0		20.0		-		-		-		-		20.0		-		20.0
2	1	ATU	001089	30	14	46.7		13.3		-		-		6.7		-		20.0		6.7		26.7
3	1	HSU	001098			20.0		60.0		-		-		-		-		60.0		-		60.0
4	1	SAUM	001107			-		60.0		-		-		-		-		60.0		-		60.0
5	1	UAF	001108	59	12	20.3	26	44.1		-		-		-		-	26	44.1		3.4	28	47.5
6	1	UAFS	001110	33		15.2		18.2		-		6.1		-		-		24.2		12.1	12	36.4
7	1	UALR	001101			-		-		-		-		-		-		-		-		-
8	1	UAM	001085			50.0		-		-		-		-		-		-		-		-
9	1	UAMS	001109			-		-		-		-		-		-		-		-		-
10	1	UAPB	001086			-		-		-		-		-		-		-		-		-
11	1	UCA	001092	19		15.8		31.6		-		-		-		-		31.6		-		31.6
4-Year Universities				167	37	22.2	50	29.9			1.2		1.2				54	32.3	4.8	62	37.1	

NOTES: When a student received more than one award, only the highest award was counted.

TIME PERIOD CONSIDERATIONS:

1. CP Graduates are counted from these graduation dates = '092006', '102006', '112006', '122006', '012007', '022007', '032007', '042007', '052007', so this is essentially through the Spring term.
2. TC Graduates include 1 full academic year plus these graduation dates = '072007', '082007', '092007', '102007', '112007', '122007', so this is through the next Fall term.
3. Associate Graduates include 3 full academic years plus these graduation dates = '072009', '082009', so this includes the next 2 months of July and August.
4. AC Graduates include 4 full academic years plus these graduation dates = '072010', '082010', '092010', '102010', '112010', '122010', so this is through the next Fall term.
5. Baccalaureate Graduates include 6 full academic years plus these graduation dates = '072012', '082012', so this includes the next 2 months of July and August.
6. All counts of less than 10 are not shown due to FERPA.

IPEDS/ADHE Graduation Rate Calculation by RACE/ETHNICITY

Cohort Year selected = 2003 and Time Period Covered = AFTER SIX (6) YEARS (from AY2003 thru AY2008) for Four-Year Universities for Whites.

#	IT	College	FICE	Cohort	Transfers		Bacc.		Adv. Cert.		Assoc.		Tech. Cert.		Cert. Prof.		Graduates		Retained		Success	
					#	%	#	%	#	%	#	%	#	%	#	%	#	%	#	%	#	%
1	1	ASUJ	001090	1,259	268	21.3	525	41.7		-		0.2		-		-	528	41.9	88	7.0	616	48.9
2	1	ATU	001089	1,059	244	23.0	416	39.3		-		0.3		-		-	419	39.6	51	4.8	470	44.4
3	1	HSU	001098	467	129	27.6	177	37.9		-		-		-		-	177	37.9	27	5.8	204	43.7
4	1	SAUM	001107	379	84	22.2	115	30.3		-		1.6		-		-	121	31.9	16	4.2	137	36.1
5	1	UAF	001108	1,810	312	17.2	1,035	57.2		-		-		-		-	1,035	57.2	89	4.9	1,124	62.1
6	1	UAFS	001110	882	132	15.0	106	12.0		-	60	6.8		-	0.5		170	19.3	106	12.0	276	31.3
7	1	UALR	001101	419	91	21.7	102	24.3		-		0.7		-		-	105	25.1	57	13.6	162	38.7
8	1	UAM	001085	374	75	20.1	106	28.3		-		1.3		-		-	111	29.7	23	6.1	134	35.8
9	1	UAMS	001109			-		-		-		-		-		-						
10	1	UAPB	001086	10		20.0		20.0		-		-		-		-		20.0		10.0		30.0
11	1	UCA	001092	1,317	340	25.8	591	44.9		-		0.1		-		-	592	45.0	60	4.6	652	49.5
4-Year Universities				7,976	1,677	21.0	3,175	39.8		-	81	1.0		-	0.1		3,260	40.9	518	6.5	3,778	47.4

NOTES: When a student received more than one award, only the highest award was counted.

TIME PERIOD CONSIDERATIONS:

1. CP Graduates are counted from these graduation dates = '092002', '102002', '112002', '122002', '012003', '022003', '032003', '042003', '052003', so this is essentially through the Spring term.
2. TC Graduates include 1 full academic year plus these graduation dates = '072003', '082003', '092003', '102003', '112003', '122003', so this is through the next Fall term.
3. Associate Graduates include 3 full academic years plus these graduation dates = '072005', '082005', so this includes the next 2 months of July and August.
4. AC Graduates include 4 full academic years plus these graduation dates = '072006', '082006', '092006', '102006', '112006', '122006', so this is through the next Fall term.
5. Baccalaureate Graduates include 6 full academic years plus these graduation dates = '072008', '082008', so this includes the next 2 months of July and August.
6. All counts of less than 10 are not shown due to FERPA.

IPEDS/ADHE Graduation Rate Calculation by RACE/ETHNICITY

Cohort Year selected = 2004 and Time Period Covered = AFTER SIX (6) YEARS (from AY2004 thru AY2009) for Four-Year Universities for Whites.

#	IT	College	FICE	Cohort	Transfers		Bacc.		Adv. Cert.		Assoc.		Tech. Cert.		Cert. Prof.		Graduates		Retained		Success	
					#	%	#	%	#	%	#	%	#	%	#	%	#	%	#	%	#	%
1	1	ASUJ	001090	1,117	206	18.4	428	38.3		-		0.7		-		-	436	39.0	77	6.9	513	45.9
2	1	ATU	001089	1,316	254	19.3	497	37.8		-		0.6	82	6.2		-	587	44.6	60	4.6	647	49.2
3	1	HSU	001098	417	105	25.2	147	35.3		-		-		-		-	147	35.3	22	5.3	169	40.5
4	1	SAUM	001107	345	75	21.7	110	31.9		-		0.9		-		-	113	32.8		2.3	121	35.1
5	1	UAF	001108	1,955	330	16.9	1,150	58.8		-		-		-		-	1,150	58.8	104	5.3	1,254	64.1
6	1	UAFS	001110	651	112	17.2	100	15.4		-	52	8.0		-	0.3		154	23.7	72	11.1	226	34.7
7	1	UALR	001101	373	93	24.9	66	17.7		-		-		-		-	66	17.7	43	11.5	109	29.2
8	1	UAM	001085	436	81	18.6	103	23.6		-	12	2.8	20	4.6		-	135	31.0	28	6.4	163	37.4
9	1	UAMS	001109			-		-		-		-		-		-						
10	1	UAPB	001086	12		16.7		33.3		-		-		-		-		33.3		16.7		50.0
11	1	UCA	001092	1,723	482	28.0	759	44.1		-		0.1		-		-	761	44.2	66	3.8	827	48.0
4-Year Universities				8,345	1,740	20.9	3,364	40.3		-	85	1.0	102	1.2		-	3,553	42.6	482	5.8	4,035	48.4

NOTES: When a student received more than one award, only the highest award was counted.

TIME PERIOD CONSIDERATIONS:

1. CP Graduates are counted from these graduation dates = '092003', '102003', '112003', '122003', '012004', '022004', '032004', '042004', '052004', so this is essentially through the Spring term.
2. TC Graduates include 1 full academic year plus these graduation dates = '072004', '082004', '092004', '102004', '112004', '122004', so this is through the next Fall term.
3. Associate Graduates include 3 full academic years plus these graduation dates = '072006', '082006', so this includes the next 2 months of July and August.
4. AC Graduates include 4 full academic years plus these graduation dates = '072007', '082007', '092007', '102007', '112007', '122007', so this is through the next Fall term.
5. Baccalaureate Graduates include 6 full academic years plus these graduation dates = '072009', '082009', so this includes the next 2 months of July and August.
6. All counts of less than 10 are not shown due to FERPA.

IPEDS/ADHE Graduation Rate Calculation by RACE/ETHNICITY

Cohort Year selected = 2005 and Time Period Covered = AFTER SIX (6) YEARS (from AY2005 thru AY2010) for Four-Year Universities for Whites.

#	IT	College	FICE	Cohort	Transfers		Bacc.		Adv. Cert.		Assoc.		Tech. Cert.		Cert. Prof.		Graduates		Retained		Success	
					#	%	#	%	#	%	#	%	#	%	#	%	#	%	#	%	#	%
1	1	ASUJ	001090	909	170	18.7	350	38.5				0.3					353	38.8	70	7.7	423	46.5
2	1	ATU	001089	1,230	276	22.4	426	34.6			10	0.8	62	5.0			498	40.5	75	6.1	573	46.6
3	1	HSU	001098	447	113	25.3	152	34.0									152	34.0	22	4.9	174	38.9
4	1	SAUM	001107	409	73	17.8	133	32.5				1.7					140	34.2	18	4.4	158	38.6
5	1	UAF	001108	2,055	353	17.2	1,189	57.9									1,189	57.9	80	3.9	1,269	61.8
6	1	UAFS	001110	692	126	18.2	108	15.6			46	6.6		0.3			156	22.5	78	11.3	234	33.8
7	1	UALR	001101	412	102	24.8	118	28.6				1.0					122	29.6	34	8.3	156	37.9
8	1	UAM	001085	395	75	19.0	108	27.3				2.3	10	2.5			127	32.2	19	4.8	146	37.0
9	1	UAMS	001109																			
10	1	UAPB	001086	10				40.0									40.0					40.0
11	1	UCA	001092	1,656	392	23.7	778	47.0				0.2					782	47.2	75	4.5	857	51.8
4-Year Universities				8,215	1,680	20.5	3,366	41.0			83	1.0	74	0.9			3,523	42.9	471	5.7	3,994	48.6

NOTES: When a student received more than one award, only the highest award was counted.

TIME PERIOD CONSIDERATIONS:

1. CP Graduates are counted from these graduation dates = '092004', '102004', '112004', '122004', '012005', '022005', '032005', '042005', '052005', so this is essentially through the Spring term.
2. TC Graduates include 1 full academic year plus these graduation dates = '072005', '082005', '092005', '102005', '112005', '122005', so this is through the next Fall term.
3. Associate Graduates include 3 full academic years plus these graduation dates = '072007', '082007', so this includes the next 2 months of July and August.
4. AC Graduates include 4 full academic years plus these graduation dates = '072008', '082008', '092008', '102008', '112008', '122008', so this is through the next Fall term.
5. Baccalaureate Graduates include 6 full academic years plus these graduation dates = '072010', '082010', so this includes the next 2 months of July and August.
6. All counts of less than 10 are not shown due to FERPA.

IPEDS/ADHE Graduation Rate Calculation by RACE/ETHNICITY

Cohort Year selected = 2006 and Time Period Covered = AFTER SIX (6) YEARS (from AY2006 thru AY2011) for Four-Year Universities for Whites.

#	IT	College	FICE	Cohort	Transfers		Bacc.		Adv. Cert.		Assoc.		Tech. Cert.		Cert. Prof.		Graduates		Retained		Success	
					#	%	#	%	#	%	#	%	#	%	#	%	#	%	#	%	#	%
1	1	ASUJ	001090	1,072	171	16.0	452	42.2				0.5					457	42.6	66	6.2	523	48.8
2	1	ATU	001089	1,267	261	20.6	488	38.5				0.7	50	3.9			547	43.2	57	4.5	604	47.7
3	1	HSU	001098	421	127	30.2	136	32.3									136	32.3	18	4.3	154	36.6
4	1	SAUM	001107	371	86	23.2	132	35.6				0.8					135	36.4	10	2.7	145	39.1
5	1	UAF	001108	2,236	392	17.5	1,324	59.2									1,324	59.2	92	4.1	1,416	63.3
6	1	UAFS	001110	630	110	17.5	112	17.8			29	4.6		0.2		0.3	144	22.9	71	11.3	215	34.1
7	1	UALR	001101	403	81	20.1	103	25.6				1.0					107	26.6	37	9.2	144	35.7
8	1	UAM	001085	373	59	15.8	98	26.3			15	4.0	25	6.7			138	37.0	18	4.8	156	41.8
9	1	UAMS	001109																			
10	1	UAPB	001086	13		53.8		15.4									15.4					15.4
11	1	UCA	001092	1,640	385	23.5	722	44.0				0.2					725	44.2	78	4.8	803	49.0
4-Year Universities				8,426	1,679	19.9	3,569	42.4			68	0.8	76	0.9			3,715	44.1	447	5.3	4,162	49.4

NOTES: When a student received more than one award, only the highest award was counted.

TIME PERIOD CONSIDERATIONS:

1. CP Graduates are counted from these graduation dates = '092005', '102005', '112005', '122005', '012006', '022006', '032006', '042006', '052006', so this is essentially through the Spring term.
2. TC Graduates include 1 full academic year plus these graduation dates = '072006', '082006', '092006', '102006', '112006', '122006', so this is through the next Fall term.
3. Associate Graduates include 3 full academic years plus these graduation dates = '072008', '082008', so this includes the next 2 months of July and August.
4. AC Graduates include 4 full academic years plus these graduation dates = '072009', '082009', '092009', '102009', '112009', '122009', so this is through the next Fall term.
5. Baccalaureate Graduates include 6 full academic years plus these graduation dates = '072011', '082011', so this includes the next 2 months of July and August.
6. All counts of less than 10 are not shown due to FERPA.

IPEDES/ADHE Graduation Rate Calculation by RACE/ETHNICITY

Cohort Year selected = 2007 and Time Period Covered = AFTER SIX (6) YEARS (from AY2007 thru AY2012) for Four-Year Universities for Whites.

#	IT	College	FICE	Cohort	Transfers		Bacc.		Adv. Cert.		Assoc.		Tech. Cert.		Cert. Prof.		Graduates		Retained		Success	
					#	%	#	%	#	%	#	%	#	%	#	%	#	%	#	%	#	%
1	1	ASUJ	001090	1,234	222	18.0	534	43.3		-		0.6		-		-	542	43.9	80	6.5	622	50.4
2	1	ATU	001089	1,217	283	23.3	464	38.1		-	14	1.2	23	1.9		0.7	510	41.9	58	4.8	568	46.7
3	1	HSU	001098	446	121	27.1	159	35.7		-		-		-		-	159	35.7	19	4.3	178	39.9
4	1	SAUM	001107	344	76	22.1	129	37.5		-		0.9		-		-	132	38.4	10	2.9	142	41.3
5	1	UAF	001108	2,326	346	14.9	1,410	60.6		-		-		-		-	1,410	60.6	94	4.0	1,504	64.7
6	1	UAFS	001110	657	118	18.0	154	23.4		-	28	4.3		-		-	182	27.7	77	11.7	259	39.4
7	1	UALR	001101	335	76	22.7	78	23.3		-		1.2		-		-	82	24.5	40	11.9	122	36.4
8	1	UAM	001085	409	68	16.6	113	27.6		-	16	3.9	13	3.2		0.2	144	35.2	20	4.9	164	40.1
9	1	UAMS	001109			-		-		-		-		-		-		-				
10	1	UAPB	001086			40.0		20.0		-		-		-		-		20.0				20.0
11	1	UCA	001092	1,532	354	23.1	667	43.5		-		0.2		-		-	670	43.7	65	4.2	735	48.0
4-Year Universities				8,505	1,666	19.6	3,709	43.6		-	76	0.9	36	0.4	10	0.1	3,832	45.1	463	5.4	4,295	50.5

NOTES: When a student received more than one award, only the highest award was counted.

TIME PERIOD CONSIDERATIONS:

1. CP Graduates are counted from these graduation dates = '092006', '102006', '112006', '122006', '012007', '022007', '032007', '042007', '052007', so this is essentially through the Spring term.
2. TC Graduates include 1 full academic year plus these graduation dates = '072007', '082007', '092007', '102007', '112007', '122007', so this is through the next Fall term.
3. Associate Graduates include 3 full academic years plus these graduation dates = '072009', '082009', so this includes the next 2 months of July and August.
4. AC Graduates include 4 full academic years plus these graduation dates = '072010', '082010', '092010', '102010', '112010', '122010', so this is through the next Fall term.
5. Baccalaureate Graduates include 6 full academic years plus these graduation dates = '072012', '082012', so this includes the next 2 months of July and August.
6. All counts of less than 10 are not shown due to FERPA.

IPEDS/ADHE Graduation Rate Calculation by RACE/ETHNICITY

Cohort Year selected = 2006 and Time Period Covered = AFTER THREE (3) YEARS (from AY2006 thru AY2008) for Two-Year Colleges for Asians/Pacific Islanders.

#	IT	College	FICE	Cohort	Transfers		Bacc.		Adv. Cert.		Assoc.		Tech. Cert.		Cert. Prof.		Graduates		Retained		Success		
					#	%	#	%	#	%	#	%	#	%	#	%	#	%	#	%	#	%	
1	2	ANC	0012860			-		-		-		-		-		-		-		-		-	
2	2	ASUB	0001091			-		-		-	25.0		-		-		-	25.0		50.0		75.0	
3	2	ASUMH	0901090			-		-		-	50.0		-		-		-	50.0		-		50.0	
4	2	ASUN	0011949			-		-		-	-		-		-		-	-		-		-	
5	2	BRTC	0020522			-		-		-	-		50.0		-		-	50.0		50.0		100.0	
6	2	CCCUA	0022209			25.0		-		-	-		-		-		-	-		75.0		75.0	
7	2	CotO	0009976			-		-		-	-		-		-		-	-		-		-	
8	2	EACC	0012260			-		-		-	100.0		-		-		-	100.0		-		100.0	
9	2	MSCC	0023482			-		-		-	-		-		-		-	-		-		-	
10	2	NAC	0012261			-		-		-	-		-		-		-	-		100.0		100.0	
11	2	NPCC	0012105			-		-		-	-		-		-		-	-		100.0		100.0	
12	2	NWACC	0030633	27		11.1		-		-	11.1		-		-		-	11.1	11	40.7	14	51.9	
13	2	OZC	0020870			-		-		-	-		-		-		-	-		-		-	
14	2	PCCUA	0001104			-		-		-	-		-		-		-	-		50.0		50.0	
15	2	PTC	0020753			-		-		-	14.3		-		-		-	14.3		42.9		57.1	
16	2	RMCC	0021111			-		-		-	-		-		-		-	-		-		-	
17	2	SACC	0020746			-		-		-	-		-		-		-	-		-		-	
18	2	SAUT	0007738			-		-		-	-		-		-		-	-		-		-	
19	2	SEAC	0005707			33.3		-		-	-		-		-		-	-		-		-	
20	2	UACCB	0020735			-		-		-	-		-		-		-	-		-		-	
21	2	UACCH	0005732			-		-		-	-		-		-		-	-		50.0		50.0	
22	2	UACCM	0005245			-		-		-	33.3		33.3		-		-	66.7		-		66.7	
2-Year Colleges				62		8.1		-		-	14.5		3.2		-		-	11	17.7	25	40.3	36	58.1

NOTES: When a student received more than one award, only the highest award was counted.

TIME PERIOD CONSIDERATIONS:

1. CP Graduates are counted from these graduation dates = '092005', '102005', '112005', '122005', '012006', '022006', '032006', '042006', '052006', so this is essentially through the Spring term.
2. TC Graduates include 1 full academic year plus these graduation dates = '072006', '082006', '092006', '102006', '112006', '122006', so this is through the next Fall term.
3. Associate Graduates include 3 full academic years plus these graduation dates = '072008', '082008', so this includes the next 2 months of July and August.
4. AC Graduates include 4 full academic years plus these graduation dates = '072009', '082009', '092009', '102009', '112009', '122009', so this is through the next Fall term.
5. Baccalaureate Graduates include 6 full academic years plus these graduation dates = '072011', '082011', so this includes the next 2 months of July and August.
6. All counts of less than 10 are not shown due to FERPA.

IPEDS/ADHE Graduation Rate Calculation by RACE/ETHNICITY

Cohort Year selected = 2007 and Time Period Covered = AFTER THREE (3) YEARS (from AY2007 thru AY2009) for Two-Year Colleges for Asians/Pacific Islanders.

#	IT	College	FICE	Cohort	Transfers		Bacc.		Adv. Cert.		Assoc.		Tech. Cert.		Cert. Prof.		Graduates		Retained		Success		
					#	%	#	%	#	%	#	%	#	%	#	%	#	%	#	%	#	%	
1	2	ANC	0012860			50.0		-		-		-		50.0		-		50.0		-		50.0	
2	2	ASUB	0001091			-		-		-		25.0		-		-		25.0		25.0		50.0	
3	2	ASUMH	0901090			-		-		-		-		-		-		-		-		-	
4	2	ASUN	0011949			-		-		-		-		-		-		-		-		-	
5	2	BRTC	0020522			-		-		-		-		100.0		-		100.0		-		100.0	
6	2	CCCUA	0022209			-		-		-		-		-		-		-		-		-	
7	2	CotO	0009976			-		-		-		-		-		-		-		-		-	
8	2	EACC	0012260			-		-		-		-		-		-		-		-		-	
9	2	MSCC	0023482			-		-		-		-		-		-		-		-		-	
10	2	NAC	0012261			-		-		-		50.0		-		-		50.0		-		50.0	
11	2	NPCC	0012105			-		-		-		-		-		-		-		-		-	
12	2	NWACC	0030633	25		24.0		-		-		4.0		-		-		4.0		11	44.0	12	48.0
13	2	OZC	0020870			-		-		-		-		-		-		-		-		-	
14	2	PCCUA	0001104			-		-		-		-		-		-		-		-		-	
15	2	PTC	0020753	10		20.0		-		-		10.0		-		-		10.0		30.0		40.0	
16	2	RMCC	0021111			50.0		-		-		-		-		-		-		-		-	
17	2	SACC	0020746			-		-		-		-		-		-		-		-		-	
18	2	SAUT	0007738			-		-		-		-		-		-		-		-		-	
19	2	SEAC	0005707			100.0		-		-		-		-		-		-		-		-	
20	2	UACCB	0020735			-		-		-		-		-		-		-		50.0		50.0	
21	2	UACCH	0005732			-		-		-		-		-		-		-		-		-	
22	2	UACCM	0005245			-		-		-		33.3		-		-		33.3		33.3		66.7	
2-Year Colleges				59	11	18.6		-		-		8.5		3.4		-		11.9	17	28.8	24	40.7	

NOTES: When a student received more than one award, only the highest award was counted.

TIME PERIOD CONSIDERATIONS:

1. CP Graduates are counted from these graduation dates = '092006', '102006', '112006', '122006', '012007', '022007', '032007', '042007', '052007', so this is essentially through the Spring term.
2. TC Graduates include 1 full academic year plus these graduation dates = '072007', '082007', '092007', '102007', '112007', '122007', so this is through the next Fall term.
3. Associate Graduates include 3 full academic years plus these graduation dates = '072009', '082009', so this includes the next 2 months of July and August.
4. AC Graduates include 4 full academic years plus these graduation dates = '072010', '082010', '092010', '102010', '112010', '122010', so this is through the next Fall term.
5. Baccalaureate Graduates include 6 full academic years plus these graduation dates = '072012', '082012', so this includes the next 2 months of July and August.
6. All counts of less than 10 are not shown due to FERPA.

IPEDS/ADHE Graduation Rate Calculation by RACE/ETHNICITY

Cohort Year selected = 2008 and Time Period Covered = AFTER THREE (3) YEARS (from AY2008 thru AY2010) for Two-Year Colleges for Asians/Pacific Islanders.

#	IT	College	FICE	Cohort	Transfers		Bacc.		Adv. Cert.		Assoc.		Tech. Cert.		Cert. Prof.		Graduates		Retained		Success	
					#	%	#	%	#	%	#	%	#	%	#	%	#	%	#	%	#	%
1	2	ANC	0012860			-		-		-		-		-		-		-		20.0		20.0
2	2	ASUB	0001091			-		-		-	33.3		-		16.7		-		50.0		-	50.0
3	2	ASUMH	0901090			-		-		-			-		-		-		100.0		-	100.0
4	2	ASUN	0011949			100.0		-		-			-		-		-		-		-	-
5	2	BRTC	0020522			-		-		-			100.0		-		-		100.0		-	100.0
6	2	CCCUA	0022209			-		-		-			-		-		-		-		-	-
7	2	CotO	0009976			33.3		-		-	66.7		-		-		-		66.7		-	66.7
8	2	EACC	0012260			100.0		-		-			-		-		-		-		-	-
9	2	MSCC	0023482			-		-		-			-		-		-		-		-	-
10	2	NAC	0012261			-		-		-	25.0		-		-		-		25.0		-	25.0
11	2	NPCC	0012105			33.3		-		-	33.3		-		-		-		33.3		33.3	66.7
12	2	NWACC	0030633	32		3.1		-		-	9.4		-		-		-		9.4		25.0	11 34.4
13	2	OZC	0020870			-		-		-			-		-		-		-		100.0	100.0
14	2	PCCUA	0001104			-		-		-			-		-		-		-		-	-
15	2	PTC	0020753	13		-		-		-	7.7		-		-		-		7.7		38.5	46.2
16	2	RMCC	0021111			-		-		-	100.0		-		-		-		100.0		-	100.0
17	2	SACC	0020746			-		-		-			-		-		-		-		-	-
18	2	SAUT	0007738			-		-		-			-		-		-		-		-	-
19	2	SEAC	0005707			-		-		-			-		-		-		-		-	-
20	2	UACCB	0020735			-		-		-			-		-		-		-		-	-
21	2	UACCH	0005732			-		-		-			-		-		-		-		-	-
22	2	UACCM	0005245			-		-		-	100.0		-		-		-		100.0		-	100.0
2-Year Colleges				78		9.0		-		-	12 15.4		1.3		1.3		14 17.9		17 21.8		31 39.7	

NOTES: When a student received more than one award, only the highest award was counted.

TIME PERIOD CONSIDERATIONS:

1. CP Graduates are counted from these graduation dates = '092007', '102007', '112007', '122007', '012008', '022008', '032008', '042008', '052008', so this is essentially through the Spring term.
2. TC Graduates include 1 full academic year plus these graduation dates = '072008', '082008', '092008', '102008', '112008', '122008', so this is through the next Fall term.
3. Associate Graduates include 3 full academic years plus these graduation dates = '072010', '082010', so this includes the next 2 months of July and August.
4. AC Graduates include 4 full academic years plus these graduation dates = '072011', '082011', '092011', '102011', '112011', '122011', so this is through the next Fall term.
5. Baccalaureate Graduates include 6 full academic years plus these graduation dates = '072013', '082013', so this includes the next 2 months of July and August.
6. All counts of less than 10 are not shown due to FERPA.

IPEDS/ADHE Graduation Rate Calculation by RACE/ETHNICITY

Cohort Year selected = 2009 and Time Period Covered = AFTER THREE (3) YEARS (from AY2009 thru AY2011) for Two-Year Colleges for Asians/Pacific Islanders.

#	IT	College	FICE	Cohort	Transfers		Bacc.		Adv. Cert.		Assoc.		Tech. Cert.		Cert. Prof.		Graduates		Retained		Success	
					#	%	#	%	#	%	#	%	#	%	#	%	#	%	#	%	#	%
1	2	ANC	0012860			-		-		-		-		-		-		-		-		-
2	2	ASUB	0001091	13		23.1		-		-		7.7		7.7		-		15.4		23.1		38.5
3	2	ASUMH	0901090			33.3		-		-		33.3		-		-		33.3		33.3		66.7
4	2	ASUN	0011949			-		-		-		-		-		-		-		-		-
5	2	BRTC	0020522			-		-		-		-		-		-		-		-		-
6	2	CCCUA	0022209			-		-		-		-		-		-		-		-		-
7	2	CotO	0009976			-		-		-		-		-		-		-		100.0		100.0
8	2	EACC	0012260			-		-		-		50.0		-		-		50.0		-		50.0
9	2	MSCC	0023482			-		-		-		-		-		-		-		-		-
10	2	NAC	0012261			-		-		-		-		-		-		-		-		-
11	2	NPCC	0012105			-		-		-		40.0		-		-		40.0		20.0		60.0
12	2	NWACC	0030633	26		-		-		-		3.8		-		-		3.8		26.9		30.8
13	2	OZC	0020870			-		-		-		-		-		-		-		-		-
14	2	PCCUA	0001104			-		-		-		-		-		-		-		-		-
15	2	PTC	0020753			33.3		-		-		16.7		33.3		-		50.0		16.7		66.7
16	2	RMCC	0021111			-		-		-		100.0		-		-		100.0		-		100.0
17	2	SACC	0020746			-		-		-		-		-		-		-		-		-
18	2	SAUT	0007738			-		-		-		-		100.0		-		100.0		-		100.0
19	2	SEAC	0005707			-		-		-		-		-		-		-		-		-
20	2	UACCB	0020735			-		-		-		50.0		-		-		50.0		-		50.0
21	2	UACCH	0005732			-		-		-		-		-		-		-		-		-
22	2	UACCM	0005245			-		-		-		25.0		-		-		25.0		25.0		50.0
2-Year Colleges				71		8.5		-		-	11	15.5		5.6		-	15	21.1	16	22.5	31	43.7

NOTES: When a student received more than one award, only the highest award was counted.

TIME PERIOD CONSIDERATIONS:

1. CP Graduates are counted from these graduation dates = '092008', '102008', '112008', '122008', '012009', '022009', '032009', '042009', '052009', so this is essentially through the Spring term.
2. TC Graduates include 1 full academic year plus these graduation dates = '072009', '082009', '092009', '102009', '112009', '122009', so this is through the next Fall term.
3. Associate Graduates include 3 full academic years plus these graduation dates = '072011', '082011', so this includes the next 2 months of July and August.
4. AC Graduates include 4 full academic years plus these graduation dates = '072012', '082012', '092012', '102012', '112012', '122012', so this is through the next Fall term.
5. Baccalaureate Graduates include 6 full academic years plus these graduation dates = '072014', '082014', so this includes the next 2 months of July and August.
6. All counts of less than 10 are not shown due to FERPA.

IPEDS/ADHE Graduation Rate Calculation by RACE/ETHNICITY

Cohort Year selected = 2010 and Time Period Covered = AFTER THREE (3) YEARS (from AY2010 thru AY2012) for Two-Year Colleges
for Asians Only.

#	IT	College	FICE	Cohort	Transfers		Bacc.		Adv. Cert.		Assoc.		Tech. Cert.		Cert. Prof.		Graduates		Retained		Success	
					#	%	#	%	#	%	#	%	#	%	#	%	#	%	#	%	#	%
1	2	ANC	0012860			-		-		-		-		-		-		-		100.0		100.0
2	2	ASUB	0001091			20.0		-		-	40.0		-		-	-		40.0		-		40.0
3	2	ASUMH	0901090			-		-		-	-		-		-	-		-		-		-
4	2	ASUN	0011949			-		-		-	-		-		-	-		-		50.0		50.0
5	2	BRTC	0020522			-		-		-	-		-		-	-		-		-		-
6	2	CCCUA	0022209			-		-		-	-		-		-	-		-		-		-
7	2	CotO	0009976			-		-		-	-		-		-	-		-		-		-
8	2	EACC	0012260			-		-		-	-		-		-	-		-		-		-
9	2	MSCC	0023482			-		-		-	-		-		-	-		-		66.7		66.7
10	2	NAC	0012261			-		-		-	-		-		-	-		-		100.0		100.0
11	2	NPCC	0012105			-		-		-	-		-		-	-		-		40.0		40.0
12	2	NWACC	0030633	20		10.0		-		-	15.0		-		-	-		15.0		20.0		35.0
13	2	OZC	0020870			-		-		-	-		-		-	-		-		-		-
14	2	PCCUA	0001104			-		-		-	-		-		-	-		-		-		-
15	2	PTC	0020753			-		-		-	-		-		-	-		-		75.0		75.0
16	2	RMCC	0021111			50.0		-		-	-		-		-	-		-		-		-
17	2	SACC	0020746			-		-		-	-		-		-	-		-		-		-
18	2	SAUT	0007738			-		-		-	50.0		-		-	-		50.0		-		50.0
19	2	SEAC	0005707			-		-		-	-		-		-	-		-		-		-
20	2	UACCB	0020735			-		-		-	-		-		-	-		-		16.7		16.7
21	2	UACCH	0005732			-		-		-	-		-		-	-		-		-		-
22	2	UACCM	0005245			-		-		-	-		-		-	-		-		-		-
2-Year Colleges				56		7.1		-		-	10.7		-		-	-		10.7	15	26.8	21	37.5

NOTES: When a student received more than one award, only the highest award was counted.

TIME PERIOD CONSIDERATIONS:

1. CP Graduates are counted from these graduation dates = '092009', '102009', '112009', '122009', '012010', '022010', '032010', '042010', '052010', so this is essentially through the Spring term.
2. TC Graduates include 1 full academic year plus these graduation dates = '072010', '082010', '092010', '102010', '112010', '122010', so this is through the next Fall term.
3. Associate Graduates include 3 full academic years plus these graduation dates = '072012', '082012', so this includes the next 2 months of July and August.
4. AC Graduates include 4 full academic years plus these graduation dates = '072013', '082013', '092013', '102013', '112013', '122013', so this is through the next Fall term.
5. Baccalaureate Graduates include 6 full academic years plus these graduation dates = '072015', '082015', so this includes the next 2 months of July and August.
6. All counts of less than 10 are not shown due to FERPA.

IPEDS/ADHE Graduation Rate Calculation by RACE/ETHNICITY

Cohort Year selected = 2006 and Time Period Covered = AFTER THREE (3) YEARS (from AY2006 thru AY2008) for Two-Year Colleges for Blacks.

#	IT	College	FICE	Cohort	Transfers		Bacc.		Adv. Cert.		Assoc.		Tech. Cert.		Cert. Prof.		Graduates		Retained		Success		
					#	%	#	%	#	%	#	%	#	%	#	%	#	%	#	%	#	%	
1	2	ANC	0012860	88		4.5		-		-		4.5		3.4		-		8.0	16	18.2	23	26.1	
2	2	ASUB	0001091	34		11.8		-		-		8.8		5.9		-		14.7		5.9		20.6	
3	2	ASUMH	0901090			-		-		-		-		-		-		-		-		-	
4	2	ASUN	0011949	17		-		-		-		11.8		-		-		11.8		23.5		35.3	
5	2	BRTC	0020522			-		-		-		50.0		-		-		50.0		-		50.0	
6	2	CCCUA	0022209			25.0		-		-		-		-		-		-		12.5		12.5	
7	2	CotO	0009976	32		18.8		-		-		-		9.4		-		9.4		15.6		25.0	
8	2	EACC	0012260	107		8.4		-		-		8.4		-		-		8.4	26	24.3	35	32.7	
9	2	MSCC	0023482	61		3.3		-		-		4.9		-		-		4.9	18	29.5	21	34.4	
10	2	NAC	0012261			33.3		-		-		-		-		-		-		-		-	
11	2	NPCC	0012105	18		16.7		-		-		-		-		-		-		27.8		27.8	
12	2	NWACC	0030633			-		-		-		-		-		-		-		50.0		50.0	
13	2	OZC	0020870			-		-		-		-		-		-		-		-		-	
14	2	PCCUA	0001104	106	15	14.2		-		-		3.8		-		-		3.8	21	19.8	25	23.6	
15	2	PTC	0020753	459	36	7.8		-		-		2.0		1.7	0.9	21	4.6	157	34.2	178	38.8		
16	2	RMCC	0021111			-		-		-		-		-		-		-		-		-	
17	2	SACC	0020746	45		6.7		-		-		4.4		2.2		-		6.7	10	22.2	13	28.9	
18	2	SAUT	0007738	38		10.5		-		-		15.8		5.3	2.6			23.7		5.3	11	28.9	
19	2	SEAC	0005707	89		4.5		-		-		6.7		1.1		-		7.9	20	22.5	27	30.3	
20	2	UACCB	0020735			16.7		-		-		-		-		-		-		33.3		33.3	
21	2	UACCH	0005732	73		6.8		-		-		9.6		2.7	8.2	15	20.5	24	32.9	39	53.4		
22	2	UACCM	0005245	13		7.7		-		-		-		-		-		-		23.1		23.1	
2-Year Colleges				1,207	100	8.3		-		-		56	4.6	22	1.8	11	0.9	89	7.4	319	26.4	408	33.8

NOTES: When a student received more than one award, only the highest award was counted.

TIME PERIOD CONSIDERATIONS:

1. CP Graduates are counted from these graduation dates = '092005', '102005', '112005', '122005', '012006', '022006', '032006', '042006', '052006', so this is essentially through the Spring term.
2. TC Graduates include 1 full academic year plus these graduation dates = '072006', '082006', '092006', '102006', '112006', '122006', so this is through the next Fall term.
3. Associate Graduates include 3 full academic years plus these graduation dates = '072008', '082008', so this includes the next 2 months of July and August.
4. AC Graduates include 4 full academic years plus these graduation dates = '072009', '082009', '092009', '102009', '112009', '122009', so this is through the next Fall term.
5. Baccalaureate Graduates include 6 full academic years plus these graduation dates = '072011', '082011', so this includes the next 2 months of July and August.
6. All counts of less than 10 are not shown due to FERPA.

IPEDS/ADHE Graduation Rate Calculation by RACE/ETHNICITY

Cohort Year selected = 2007 and Time Period Covered = AFTER THREE (3) YEARS (from AY2007 thru AY2009) for Two-Year Colleges for Blacks.

#	IT	College	FICE	Cohort	Transfers		Bacc.		Adv. Cert.		Assoc.		Tech. Cert.		Cert. Prof.		Graduates		Retained		Success	
					#	%	#	%	#	%	#	%	#	%	#	%	#	%	#	%	#	%
1	2	ANC	0012860	85		8.2		-		-		4.7		3.5		1.2		9.4	17	20.0	25	29.4
2	2	ASUB	0001091	34		14.7		-		-		11.8		11.8		2.9		26.5		17.6	15	44.1
3	2	ASUMH	0901090			-		-		-		-		-		-		-		-		-
4	2	ASUN	0011949			14.3		-		-		-		-		-		-		28.6		28.6
5	2	BRTC	0020522			-		-		-		50.0		-		-		50.0		-		50.0
6	2	CCCUA	0022209			50.0		-		-		-		-		-		-		-		-
7	2	CotO	0009976	10		20.0		-		-		10.0		-		-		10.0		10.0		20.0
8	2	EACC	0012260	114	18	15.8		-		-		5.3		-		-		5.3	21	18.4	27	23.7
9	2	MSCC	0023482	70		11.4		-		-		4.3		-		-		4.3	17	24.3	20	28.6
10	2	NAC	0012261			-		-		-		-		-		-		-		-		-
11	2	NPCC	0012105	22		-		-		-		4.5		-		-		4.5		22.7		27.3
12	2	NWACC	0030633			11.1		-		-		-		-		-		-		11.1		11.1
13	2	OZC	0020870			-		-		-		-		-		-		-		-		-
14	2	PCCUA	0001104	51		2.0		-		-		13.7		2.0		-		15.7	16	31.4	24	47.1
15	2	PTC	0020753	408	23	5.6		-		-	18	4.4	12	2.9		1.0	34	8.3	129	31.6	163	40.0
16	2	RMCC	0021111			-		-		-		-		-		-		-		-		-
17	2	SACC	0020746	38		5.3		-		-		-		-		-		-	17	44.7	17	44.7
18	2	SAUT	0007738	42		11.9		-		-		11.9		14.3		-	11	26.2		9.5	15	35.7
19	2	SEAC	0005707	89		7.9		-		-		3.4		-		-		3.4	28	31.5	31	34.8
20	2	UACCB	0020735	10		10.0		-		-		10.0		-		-		10.0		20.0		30.0
21	2	UACCH	0005732	50		12.0		-		-		10.0		-		8.0		18.0		18.0	18	36.0
22	2	UACCM	0005245	19		5.3		-		-		15.8		-		-		15.8		21.1		36.8
2-Year Colleges				1,066	90	8.4		-		-	62	5.8	26	2.4	10	0.9	98	9.2	279	26.2	377	35.4

NOTES: When a student received more than one award, only the highest award was counted.

TIME PERIOD CONSIDERATIONS:

1. CP Graduates are counted from these graduation dates = '092006', '102006', '112006', '122006', '012007', '022007', '032007', '042007', '052007', so this is essentially through the Spring term.
2. TC Graduates include 1 full academic year plus these graduation dates = '072007', '082007', '092007', '102007', '112007', '122007', so this is through the next Fall term.
3. Associate Graduates include 3 full academic years plus these graduation dates = '072009', '082009', so this includes the next 2 months of July and August.
4. AC Graduates include 4 full academic years plus these graduation dates = '072010', '082010', '092010', '102010', '112010', '122010', so this is through the next Fall term.
5. Baccalaureate Graduates include 6 full academic years plus these graduation dates = '072012', '082012', so this includes the next 2 months of July and August.
6. All counts of less than 10 are not shown due to FERPA.

IPEDS/ADHE Graduation Rate Calculation by RACE/ETHNICITY

Cohort Year selected = 2008 and Time Period Covered = AFTER THREE (3) YEARS (from AY2008 thru AY2010) for Two-Year Colleges for Blacks.

#	IT	College	FICE	Cohort	Transfers		Bacc.		Adv. Cert.		Assoc.		Tech. Cert.		Cert. Prof.		Graduates		Retained		Success	
					#	%	#	%	#	%	#	%	#	%	#	%	#	%	#	%	#	%
1	2	ANC	0012860	76		7.9		-		-		3.9		1.3		-		5.3	22	28.9	26	34.2
2	2	ASUB	0001091	26		11.5		-		-		11.5		15.4		7.7		34.6		15.4	13	50.0
3	2	ASUMH	0901090			-		-		-		-		-		-		-		-		-
4	2	ASUN	0011949	17		17.6		-		-		11.8		-		-		11.8		17.6		29.4
5	2	BRTC	0020522			20.0		-		-		20.0		-		-		20.0		20.0		40.0
6	2	CCCUA	0022209	14		21.4		-		-		7.1		-		7.1		14.3		28.6		42.9
7	2	CotO	0009976	18		5.6		-		-		-		-		-		-		22.2		22.2
8	2	EACC	0012260	118	16	13.6		-		-		5.1		1.7		-		6.8	33	28.0	41	34.7
9	2	MSCC	0023482	66		9.1		-		-		6.1		-		-		6.1	20	30.3	24	36.4
10	2	NAC	0012261			50.0		-		-		-		-		-		-		-		-
11	2	NPCC	0012105	29		6.9		-		-		13.8		3.4		-		17.2	12	41.4	17	58.6
12	2	NWACC	0030633			-		-		-		11.1		-		-		11.1		22.2		33.3
13	2	OZC	0020870			-		-		-		-		-		-		-		-		-
14	2	PCCUA	0001104	53		11.3		-		-		13.2		3.8		-		17.0	12	22.6	21	39.6
15	2	PTC	0020753	425	30	7.1		-		-	11	2.6	13	3.1		0.2	25	5.9	161	37.9	186	43.8
16	2	RMCC	0021111			100.0		-		-		-		-		-		-		-		-
17	2	SACC	0020746	60		6.7		-		-		1.7		-		-		1.7	24	40.0	25	41.7
18	2	SAUT	0007738	70		11.4		-		-		12.9		4.3		-	12	17.1	10	14.3	22	31.4
19	2	SEAC	0005707	120	12	10.0		-		-		3.3		-		1.7		5.0	34	28.3	40	33.3
20	2	UACCB	0020735			-		-		-		-		-		-		-		42.9		42.9
21	2	UACCH	0005732	88		6.8		-		-		4.5		2.3		3.4		10.2	20	22.7	29	33.0
22	2	UACCM	0005245	28		7.1		-		-		-		-		-		-	10	35.7	10	35.7
2-Year Colleges				1,236	112	9.1		-		-	61	4.9	28	2.3		0.7	98	7.9	379	30.7	477	38.6

NOTES: When a student received more than one award, only the highest award was counted.

TIME PERIOD CONSIDERATIONS:

1. CP Graduates are counted from these graduation dates = '092007', '102007', '112007', '122007', '012008', '022008', '032008', '042008', '052008', so this is essentially through the Spring term.
2. TC Graduates include 1 full academic year plus these graduation dates = '072008', '082008', '092008', '102008', '112008', '122008', so this is through the next Fall term.
3. Associate Graduates include 3 full academic years plus these graduation dates = '072010', '082010', so this includes the next 2 months of July and August.
4. AC Graduates include 4 full academic years plus these graduation dates = '072011', '082011', '092011', '102011', '112011', '122011', so this is through the next Fall term.
5. Baccalaureate Graduates include 6 full academic years plus these graduation dates = '072013', '082013', so this includes the next 2 months of July and August.
6. All counts of less than 10 are not shown due to FERPA.

IPEDS/ADHE Graduation Rate Calculation by RACE/ETHNICITY

Cohort Year selected = 2009 and Time Period Covered = AFTER THREE (3) YEARS (from AY2009 thru AY2011) for Two-Year Colleges for Blacks.

#	IT	College	FICE	Cohort	Transfers		Bacc.		Adv. Cert.		Assoc.		Tech. Cert.		Cert. Prof.		Graduates		Retained		Success		
					#	%	#	%	#	%	#	%	#	%	#	%	#	%	#	%	#	%	
1	2	ANC	0012860	58		8.6		-		-		1.7		5.2		-		6.9	15	25.9	19	32.8	
2	2	ASUB	0001091	32		21.9		-		-		12.5		3.1		-		15.6		15.6	10	31.3	
3	2	ASUMH	0901090			-		-		-		-		-		100.0		100.0		-		100.0	
4	2	ASUN	0011949	39		2.6		-		-		5.1		12.8		-		17.9		10.3	11	28.2	
5	2	BRTC	0020522			-		-		-		-		-		-		-		50.0		50.0	
6	2	CCCUA	0022209	12		16.7		-		-		16.7		-		8.3		25.0		33.3		58.3	
7	2	CotO	0009976	17		11.8		-		-		5.9		5.9		-		11.8		29.4		41.2	
8	2	EACC	0012260	130		4.6		-		-	11	8.5		5.4		-		18	13.8	36	27.7	54	41.5
9	2	MSCC	0023482	92		6.5		-		-		7.6		-		-		7.6	26	28.3	33	35.9	
10	2	NAC	0012261			-		-		-		-		-		-		-		-		-	
11	2	NPCC	0012105	44		4.5		-		-		9.1		-		2.3		11.4	11	25.0	16	36.4	
12	2	NWACC	0030633	15		20.0		-		-		20.0		-		-		20.0		13.3		33.3	
13	2	OZC	0020870			-		-		-		-		-		-		-		-		-	
14	2	PCCUA	0001104	77		9.1		-		-		11.7		5.2		-		13	16.9	22	28.6	35	45.5
15	2	PTC	0020753	352	22	6.3		-		-	23	6.5		2.6		-		32	9.1	122	34.7	154	43.8
16	2	RMCC	0021111			-		-		-		-		-		-		-		-		-	
17	2	SACC	0020746	65		4.6		-		-		1.5		3.1		4.6		9.2	19	29.2	25	38.5	
18	2	SAUT	0007738	62	12	19.4		-		-	12	19.4		1.6		3.2		15	24.2	10	16.1	25	40.3
19	2	SEAC	0005707	119		2.5		-		-		1.7		-		6.7		10	8.4	35	29.4	45	37.8
20	2	UACCB	0020735			14.3		-		-		-		-		14.3		14.3		42.9		57.1	
21	2	UACCH	0005732	72		8.3		-		-		11.1		4.2		11.1		19	26.4	18	25.0	37	51.4
22	2	UACCM	0005245	34		-		-		-		8.8		-		-		8.8		26.5	12	35.3	
2-Year Colleges				1,235	88	7.1		-		-	93	7.5	36	2.9	25	2.0	154	12.5	348	28.2	502	40.6	

NOTES: When a student received more than one award, only the highest award was counted.

TIME PERIOD CONSIDERATIONS:

1. CP Graduates are counted from these graduation dates = '092008', '102008', '112008', '122008', '012009', '022009', '032009', '042009', '052009', so this is essentially through the Spring term.
2. TC Graduates include 1 full academic year plus these graduation dates = '072009', '082009', '092009', '102009', '112009', '122009', so this is through the next Fall term.
3. Associate Graduates include 3 full academic years plus these graduation dates = '072011', '082011', so this includes the next 2 months of July and August.
4. AC Graduates include 4 full academic years plus these graduation dates = '072012', '082012', '092012', '102012', '112012', '122012', so this is through the next Fall term.
5. Baccalaureate Graduates include 6 full academic years plus these graduation dates = '072014', '082014', so this includes the next 2 months of July and August.
6. All counts of less than 10 are not shown due to FERPA.

IPEDS/ADHE Graduation Rate Calculation by RACE/ETHNICITY

Cohort Year selected = 2010 and Time Period Covered = AFTER THREE (3) YEARS (from AY2010 thru AY2012) for Two-Year Colleges
for Blacks Only.

#	IT	College	FICE	Cohort	Transfers		Bacc.		Adv. Cert.		Assoc.		Tech. Cert.		Cert. Prof.		Graduates		Retained		Success		
					#	%	#	%	#	%	#	%	#	%	#	%	#	%	#	%	#	%	
1	2	ANC	0012860	114		5.3		-		-		6.1		2.6		0.9		11	9.6	26	22.8	37	32.5
2	2	ASUB	0001091	44		15.9		-		-		6.8		4.5		6.8			18.2		13.6	14	31.8
3	2	ASUMH	0901090			-		-		-		-		-		-			-		-		-
4	2	ASUN	0011949	47		2.1		-		-		10.6		2.1		-			12.8		8.5	10	21.3
5	2	BRTC	0020522			-		-		-		-		-		-			-		33.3		33.3
6	2	CCCUA	0022209	16		6.3		-		-		6.3		-		-			6.3		25.0		31.3
7	2	CotO	0009976	23		8.7		-		-		13.0		17.4		-			30.4		21.7	12	52.2
8	2	EACC	0012260	149	17	11.4		-		-		3.4		4.7		0.7		13	8.7	30	20.1	43	28.9
9	2	MSCC	0023482	111		3.6		-		-		4.5		-		2.7			7.2	32	28.8	40	36.0
10	2	NAC	0012261			-		-		-		-		-		-			-		33.3		33.3
11	2	NPCC	0012105	43		4.7		-		-		7.0		-		-			7.0	12	27.9	15	34.9
12	2	NWACC	0030633	12		25.0		-		-		8.3		-		-			8.3		25.0		33.3
13	2	OZC	0020870			-		-		-		-		-		-			-		-		-
14	2	PCCUA	0001104	107	17	15.9		-		-		6.5		2.8		-		10	9.3	29	27.1	39	36.4
15	2	PTC	0020753	463	27	5.8		-		-	19	4.1		0.2		0.2		21	4.5	175	37.8	196	42.3
16	2	RMCC	0021111			-		-		-		-		-		-			-		-		-
17	2	SACC	0020746			-		-		-		-		-		-			-		-		-
18	2	SAUT	0007738	70		11.4		-		-		8.6		-		4.3			12.9	13	18.6	22	31.4
19	2	SEAC	0005707	141		5.0		-		-		5.7		2.1		6.4		20	14.2	20	14.2	40	28.4
20	2	UACCB	0020735	12		-		-		-		16.7		-		16.7			33.3		8.3		41.7
21	2	UACCH	0005732	81		6.2		-		-		2.5		1.2		3.7			7.4	19	23.5	25	30.9
22	2	UACCM	0005245	43		7.0		-		-		4.7		-		2.3			7.0		20.9	12	27.9
2-Year Colleges				1,486	110	7.4		-		-	79	5.3	25	1.7	27	1.8	131	8.8	391	26.3	522	35.1	

NOTES: When a student received more than one award, only the highest award was counted.

TIME PERIOD CONSIDERATIONS:

1. CP Graduates are counted from these graduation dates = '092009', '102009', '112009', '122009', '012010', '022010', '032010', '042010', '052010', so this is essentially through the Spring term.
2. TC Graduates include 1 full academic year plus these graduation dates = '072010', '082010', '092010', '102010', '112010', '122010', so this is through the next Fall term.
3. Associate Graduates include 3 full academic years plus these graduation dates = '072012', '082012', so this includes the next 2 months of July and August.
4. AC Graduates include 4 full academic years plus these graduation dates = '072013', '082013', '092013', '102013', '112013', '122013', so this is through the next Fall term.
5. Baccalaureate Graduates include 6 full academic years plus these graduation dates = '072015', '082015', so this includes the next 2 months of July and August.
6. All counts of less than 10 are not shown due to FERPA.

IPEDS/ADHE Graduation Rate Calculation by RACE/ETHNICITY

Cohort Year selected = 2006 and Time Period Covered = AFTER THREE (3) YEARS (from AY2006 thru AY2008) for Two-Year Colleges for Hispanics.

#	IT	College	FICE	Cohort	Transfers		Bacc.		Adv. Cert.		Assoc.		Tech. Cert.		Cert. Prof.		Graduates		Retained		Success		
					#	%	#	%	#	%	#	%	#	%	#	%	#	%	#	%	#	%	
1	2	ANC	0012860			-		-		-		-		12.5		-		12.5		-		12.5	
2	2	ASUB	0001091	14		21.4		-		-		57.1		-		-		57.1		-		57.1	
3	2	ASUMH	0901090			-		-		-		-		-		-		-		-		-	
4	2	ASUN	0011949			-		-		-		-		-		-		-		-		-	
5	2	BRTC	0020522			-		-		-		33.3		-		-		33.3		33.3		66.7	
6	2	CCCUA	0022209	24		8.3		-		-		25.0		-		4.2		29.2		25.0	13	54.2	
7	2	CotO	0009976			-		-		-		-		-		-		-		25.0		25.0	
8	2	EACC	0012260			-		-		-		-		-		-		-		50.0		50.0	
9	2	MSCC	0023482			-		-		-		-		-		-		-		100.0		100.0	
10	2	NAC	0012261			-		-		-		-		11.1		-		11.1		-		11.1	
11	2	NPCC	0012105	11		18.2		-		-		18.2		-		-		18.2		18.2		36.4	
12	2	NWACC	0030633	36		22.2		-		-		5.6		-		-		5.6	16	44.4	18	50.0	
13	2	OZC	0020870			-		-		-		-		-		-		-		-		-	
14	2	PCCUA	0001104			-		-		-		33.3		-		-		33.3		-		33.3	
15	2	PTC	0020753	17		5.9		-		-		23.5		-		-		23.5		41.2	11	64.7	
16	2	RMCC	0021111			-		-		-		-		-		-		-		-		-	
17	2	SACC	0020746			-		-		-		-		-		-		-		-		-	
18	2	SAUT	0007738			-		-		-		-		100.0		-		100.0		-		100.0	
19	2	SEAC	0005707			-		-		-		-		-		-		-		-		-	
20	2	UACCB	0020735			-		-		-		33.3		-		-		33.3		66.7		100.0	
21	2	UACCH	0005732			-		-		-		25.0		-		-		25.0		50.0		75.0	
22	2	UACCM	0005245			-		-		-		-		-		-		-		20.0		20.0	
2-Year Colleges				152	16	10.5		-		-	27	17.8		2.0		0.7		31	20.4	42	27.6	73	48.0

NOTES: When a student received more than one award, only the highest award was counted.

TIME PERIOD CONSIDERATIONS:

1. CP Graduates are counted from these graduation dates = '092005', '102005', '112005', '122005', '012006', '022006', '032006', '042006', '052006', so this is essentially through the Spring term.
2. TC Graduates include 1 full academic year plus these graduation dates = '072006', '082006', '092006', '102006', '112006', '122006', so this is through the next Fall term.
3. Associate Graduates include 3 full academic years plus these graduation dates = '072008', '082008', so this includes the next 2 months of July and August.
4. AC Graduates include 4 full academic years plus these graduation dates = '072009', '082009', '092009', '102009', '112009', '122009', so this is through the next Fall term.
5. Baccalaureate Graduates include 6 full academic years plus these graduation dates = '072011', '082011', so this includes the next 2 months of July and August.
6. All counts of less than 10 are not shown due to FERPA.

IPEDS/ADHE Graduation Rate Calculation by RACE/ETHNICITY

Cohort Year selected = 2007 and Time Period Covered = AFTER THREE (3) YEARS (from AY2007 thru AY2009) for Two-Year Colleges for Hispanics.

#	IT	College	FICE	Cohort	Transfers		Bacc.		Adv. Cert.		Assoc.		Tech. Cert.		Cert. Prof.		Graduates		Retained		Success	
					#	%	#	%	#	%	#	%	#	%	#	%	#	%	#	%	#	%
1	2	ANC	0012860			-		-		-		-		50.0		-		50.0		-		50.0
2	2	ASUB	0001091	23		4.3		-		-		30.4		4.3		-		34.8		17.4	12	52.2
3	2	ASUMH	0901090			-		-		-		-		-		-		-		25.0		25.0
4	2	ASUN	0011949			-		-		-		-		-		-		-		-		-
5	2	BRTC	0020522			-		-		-		-		-		-		-		50.0		50.0
6	2	CCCUA	0022209	15		-		-		-		26.7		-		-		26.7		33.3		60.0
7	2	CotO	0009976			-		-		-		50.0		-		-		50.0		-		50.0
8	2	EACC	0012260			-		-		-		-		-		-		-		-		-
9	2	MSCC	0023482			-		-		-		50.0		-		-		50.0		50.0		100.0
10	2	NAC	0012261			-		-		-		-		-		-		-		33.3		33.3
11	2	NPCC	0012105	14		7.1		-		-		-		-		-		-		57.1		57.1
12	2	NWACC	0030633	62		9.7		-		-		9.7		-		-		9.7	27	43.5	33	53.2
13	2	OZC	0020870			-		-		-		-		-		-		-		-		-
14	2	PCCUA	0001104			-		-		-		-		-		-		-		-		-
15	2	PTC	0020753	12		16.7		-		-		8.3		-		-		8.3		8.3		16.7
16	2	RMCC	0021111			50.0		-		-		-		-		-		-		-		-
17	2	SACC	0020746			-		-		-		-		-		-		-		-		-
18	2	SAUT	0007738			-		-		-		-		50.0		-		50.0		-		50.0
19	2	SEAC	0005707			-		-		-		-		-		-		-		100.0		100.0
20	2	UACCB	0020735			-		-		-		33.3		-		-		33.3		33.3		66.7
21	2	UACCH	0005732			-		-		-		-		20.0		-		20.0		20.0		40.0
22	2	UACCM	0005245	15		13.3		-		-		26.7		-		-		26.7		13.3		40.0
2-Year Colleges				180	13	7.2					25	13.9		3.3			31	17.2	56	31.1	87	48.3

NOTES: When a student received more than one award, only the highest award was counted.

TIME PERIOD CONSIDERATIONS:

1. CP Graduates are counted from these graduation dates = '092006', '102006', '112006', '122006', '012007', '022007', '032007', '042007', '052007', so this is essentially through the Spring term.
2. TC Graduates include 1 full academic year plus these graduation dates = '072007', '082007', '092007', '102007', '112007', '122007', so this is through the next Fall term.
3. Associate Graduates include 3 full academic years plus these graduation dates = '072009', '082009', so this includes the next 2 months of July and August.
4. AC Graduates include 4 full academic years plus these graduation dates = '072010', '082010', '092010', '102010', '112010', '122010', so this is through the next Fall term.
5. Baccalaureate Graduates include 6 full academic years plus these graduation dates = '072012', '082012', so this includes the next 2 months of July and August.
6. All counts of less than 10 are not shown due to FERPA.

IPEDS/ADHE Graduation Rate Calculation by RACE/ETHNICITY

Cohort Year selected = 2008 and Time Period Covered = AFTER THREE (3) YEARS (from AY2008 thru AY2010) for Two-Year Colleges for Hispanics.

#	IT	College	FICE	Cohort	Transfers		Bacc.		Adv. Cert.		Assoc.		Tech. Cert.		Cert. Prof.		Graduates		Retained		Success	
					#	%	#	%	#	%	#	%	#	%	#	%	#	%	#	%	#	%
1	2	ANC	0012860			-		-		-	14.3		42.9		-		57.1		-		57.1	
2	2	ASUB	0001091	17		5.9		-		-	17.6		5.9		5.9		29.4		11.8		41.2	
3	2	ASUMH	0901090			-		-		-	50.0		-		-		50.0		-		50.0	
4	2	ASUN	0011949			-		-		-	-		-		-		-		100.0		100.0	
5	2	BRTC	0020522			-		-		-	-		40.0		-		40.0		20.0		60.0	
6	2	CCCUA	0022209	22		9.1		-		-	4.5		4.5		4.5		13.6		27.3		40.9	
7	2	CotO	0009976			-		-		-	-		20.0		-		20.0		-		20.0	
8	2	EACC	0012260			-		-		-	40.0		-		-		40.0		-		40.0	
9	2	MSCC	0023482			-		-		-	-		-		-		-		-		-	
10	2	NAC	0012261	12		33.3		-		-	-		-		-		-		33.3		33.3	
11	2	NPCC	0012105			-		-		-	11.1		11.1		-		22.2		44.4		66.7	
12	2	NWACC	0030633	73		11.0		-		-	9.6		-		-		9.6		34	46.6	41	56.2
13	2	OZC	0020870			-		-		-	-		-		-		-		100.0		100.0	
14	2	PCCUA	0001104			-		-		-	100.0		-		-		100.0		-		100.0	
15	2	PTC	0020753	14		-		-		-	7.1		-		-		7.1		14.3		21.4	
16	2	RMCC	0021111			-		-		-	-		33.3		-		33.3		-		33.3	
17	2	SACC	0020746			-		-		-	100.0		-		-		100.0		-		100.0	
18	2	SAUT	0007738			-		-		-	33.3		-		-		33.3		-		33.3	
19	2	SEAC	0005707			-		-		-	-		-		-		-		100.0		100.0	
20	2	UACCB	0020735			16.7		-		-	16.7		-		33.3		50.0		-		50.0	
21	2	UACCH	0005732			-		-		-	-		-		33.3		33.3		-		33.3	
22	2	UACCM	0005245	18		5.6		-		-	33.3		-		5.6		38.9		22.2		11	61.1
2-Year Colleges				215	17	7.9					29	13.5	10	4.7		3.3	46	21.4	60	27.9	106	49.3

NOTES: When a student received more than one award, only the highest award was counted.

TIME PERIOD CONSIDERATIONS:

1. CP Graduates are counted from these graduation dates = '092007', '102007', '112007', '122007', '012008', '022008', '032008', '042008', '052008', so this is essentially through the Spring term.
2. TC Graduates include 1 full academic year plus these graduation dates = '072008', '082008', '092008', '102008', '112008', '122008', so this is through the next Fall term.
3. Associate Graduates include 3 full academic years plus these graduation dates = '072010', '082010', so this includes the next 2 months of July and August.
4. AC Graduates include 4 full academic years plus these graduation dates = '072011', '082011', '092011', '102011', '112011', '122011', so this is through the next Fall term.
5. Baccalaureate Graduates include 6 full academic years plus these graduation dates = '072013', '082013', so this includes the next 2 months of July and August.
6. All counts of less than 10 are not shown due to FERPA.

IPEDS/ADHE Graduation Rate Calculation by RACE/ETHNICITY

Cohort Year selected = 2009 and Time Period Covered = AFTER THREE (3) YEARS (from AY2009 thru AY2011) for Two-Year Colleges for Hispanics.

#	IT	College	FICE	Cohort	Transfers		Bacc.		Adv. Cert.		Assoc.		Tech. Cert.		Cert. Prof.		Graduates		Retained		Success		
					#	%	#	%	#	%	#	%	#	%	#	%	#	%	#	%	#	%	
1	2	ANC	0012860			20.0		-		-		20.0		-		-		20.0		20.0		40.0	
2	2	ASUB	0001091	19		5.3		-		-		36.8		5.3		21.1		12	63.2		5.3	13	68.4
3	2	ASUMH	0901090			-		-		-		-		-		-		-		-		-	
4	2	ASUN	0011949			-		-		-		-		-		-		-		-		-	
5	2	BRTC	0020522			12.5		-		-		12.5		12.5		-		25.0		12.5		37.5	
6	2	CCCUA	0022209	21		-		-		-		23.8		-		-		23.8		23.8		52.4	
7	2	CotO	0009976			50.0		-		-		-		-		-		-		-		-	
8	2	EACC	0012260			50.0		-		-		-		-		25.0		25.0		25.0		50.0	
9	2	MSCC	0023482			40.0		-		-		20.0		-		-		20.0		-		20.0	
10	2	NAC	0012261			-		-		-		-		12.5		-		12.5		50.0		62.5	
11	2	NPCC	0012105	13		7.7		-		-		7.7		-		-		7.7		38.5		46.2	
12	2	NWACC	0030633	68		2.9		-		-		10.3		-		-		10.3	30	44.1	37	54.4	
13	2	OZC	0020870			-		-		-		50.0		-		-		50.0		-		50.0	
14	2	PCCUA	0001104			-		-		-		-		25.0		-		25.0		25.0		50.0	
15	2	PTC	0020753	17		29.4		-		-		17.6		-		-		17.6		35.3		52.9	
16	2	RMCC	0021111			100.0		-		-		-		-		-		-		-		-	
17	2	SACC	0020746			-		-		-		50.0		-		-		50.0		50.0		100.0	
18	2	SAUT	0007738			-		-		-		100.0		-		-		100.0		-		100.0	
19	2	SEAC	0005707			-		-		-		-		-		-		-		-		-	
20	2	UACCB	0020735			33.3		-		-		-		-		-		-		33.3		33.3	
21	2	UACCH	0005732			-		-		-		16.7		33.3		-		50.0		33.3		83.3	
22	2	UACCM	0005245	20		15.0		-		-		15.0		5.0		-		20.0		5.0		25.0	
2-Year Colleges				217	21	9.7		-		-	33	15.2		3.2		2.3		45	20.7	61	28.1	106	48.8

NOTES: When a student received more than one award, only the highest award was counted.

TIME PERIOD CONSIDERATIONS:

1. CP Graduates are counted from these graduation dates = '092008', '102008', '112008', '122008', '012009', '022009', '032009', '042009', '052009', so this is essentially through the Spring term.
2. TC Graduates include 1 full academic year plus these graduation dates = '072009', '082009', '092009', '102009', '112009', '122009', so this is through the next Fall term.
3. Associate Graduates include 3 full academic years plus these graduation dates = '072011', '082011', so this includes the next 2 months of July and August.
4. AC Graduates include 4 full academic years plus these graduation dates = '072012', '082012', '092012', '102012', '112012', '122012', so this is through the next Fall term.
5. Baccalaureate Graduates include 6 full academic years plus these graduation dates = '072014', '082014', so this includes the next 2 months of July and August.
6. All counts of less than 10 are not shown due to FERPA.

IPEDS/ADHE Graduation Rate Calculation by RACE/ETHNICITY

Cohort Year selected = 2010 and Time Period Covered = AFTER THREE (3) YEARS (from AY2010 thru AY2012) for Two-Year Colleges for Hispanics Any.

#	IT	College	FICE	Cohort	Transfers		Bacc.		Adv. Cert.		Assoc.		Tech. Cert.		Cert. Prof.		Graduates		Retained		Success		
					#	%	#	%	#	%	#	%	#	%	#	%	#	%	#	%	#	%	
1	2	ANC	0012860			-		-		-		-		-		-		-		20.0		20.0	
2	2	ASUB	0001091	20		5.0		-		-		40.0		5.0		-		45.0		20.0	13	65.0	
3	2	ASUMH	0901090			-		-		-		100.0		-		-		100.0		-		100.0	
4	2	ASUN	0011949			-		-		-		33.3			16.7		50.0		-			50.0	
5	2	BRTC	0020522			12.5		-		-		12.5		12.5		-		25.0		12.5		37.5	
6	2	CCCUA	0022209	19		5.3		-		-		21.1			10.5		31.6		21.1	10	52.6		
7	2	CotO	0009976			-		-		-		-		-		-		-		-		-	
8	2	EACC	0012260			-		-		-		-		25.0		-		25.0		-		25.0	
9	2	MSCC	0023482			-		-		-		-		-		-		-		-		-	
10	2	NAC	0012261	14		14.3		-		-		14.3		-		-		14.3		42.9		57.1	
11	2	NPCC	0012105	21		9.5		-		-		23.8		-		-		23.8		23.8	10	47.6	
12	2	NWACC	0030633	106		5.7		-		-	18	17.0			0.9		19	17.9	45	42.5	64	60.4	
13	2	OZC	0020870			-		-		-		-		-		-		-		50.0		50.0	
14	2	PCCUA	0001104			-		-		-		-		-		-		-		-		-	
15	2	PTC	0020753	42		9.5		-		-		14.3		2.4		-		16.7		17	40.5	24	57.1
16	2	RMCC	0021111			-		-		-		-		-		-		-		-		-	
17	2	SACC	0020746			-		-		-		-		-		-		-		-		-	
18	2	SAUT	0007738			25.0		-		-		-		25.0		-		25.0		-		25.0	
19	2	SEAC	0005707			14.3		-		-		14.3		-		-		14.3		28.6		42.9	
20	2	UACCB	0020735			-		-		-		33.3		-		-		33.3		33.3		66.7	
21	2	UACCH	0005732			14.3		-		-		14.3			14.3		28.6		28.6			57.1	
22	2	UACCM	0005245	21		14.3		-		-		9.5		-		-		9.5		28.6		38.1	
2-Year Colleges				302	23	7.6		-		-	53	17.5		1.7		1.7	63	20.9	96	31.8	159	52.6	

NOTES: When a student received more than one award, only the highest award was counted.

TIME PERIOD CONSIDERATIONS:

1. CP Graduates are counted from these graduation dates = '092009', '102009', '112009', '122009', '012010', '022010', '032010', '042010', '052010', so this is essentially through the Spring term.
2. TC Graduates include 1 full academic year plus these graduation dates = '072010', '082010', '092010', '102010', '112010', '122010', so this is through the next Fall term.
3. Associate Graduates include 3 full academic years plus these graduation dates = '072012', '082012', so this includes the next 2 months of July and August.
4. AC Graduates include 4 full academic years plus these graduation dates = '072013', '082013', '092013', '102013', '112013', '122013', so this is through the next Fall term.
5. Baccalaureate Graduates include 6 full academic years plus these graduation dates = '072015', '082015', so this includes the next 2 months of July and August.
6. All counts of less than 10 are not shown due to FERPA.

IPEDS/ADHE Graduation Rate Calculation by RACE/ETHNICITY

Cohort Year selected = 2006 and Time Period Covered = AFTER THREE (3) YEARS (from AY2006 thru AY2008) for Two-Year Colleges for American Indians/Alaskan Natives.

#	IT	College	FICE	Cohort	Transfers		Bacc.		Adv. Cert.		Assoc.		Tech. Cert.		Cert. Prof.		Graduates		Retained		Success	
					#	%	#	%	#	%	#	%	#	%	#	%	#	%	#	%	#	%
1	2	ANC	0012860			-		-		-		-		-		-		-		-		-
2	2	ASUB	0001091			14.3		-		-		14.3		-		14.3		28.6		14.3		42.9
3	2	ASUMH	0901090			-		-		-		-		-		-		-		-		-
4	2	ASUN	0011949			-		-		-		-		-		-		-		100.0		100.0
5	2	BRTC	0020522			-		-		-		-		-		-		-		50.0		50.0
6	2	CCCUA	0022209			25.0		-		-		-		-		-		-		-		-
7	2	CotO	0009976			-		-		-		-		-		-		-		-		-
8	2	EACC	0012260			-		-		-		-		-		-		-		-		-
9	2	MSCC	0023482			-		-		-		-		-		-		-		-		-
10	2	NAC	0012261			50.0		-		-		-		-		-		-		-		-
11	2	NPCC	0012105			-		-		-		-		-		-		-		-		-
12	2	NWACC	0030633	12		-		-		-		-		8.3		8.3		8.3		16.7		25.0
13	2	OZC	0020870			-		-		-		25.0		-		-		25.0		50.0		75.0
14	2	PCCUA	0001104			-		-		-		-		-		-		-		-		-
15	2	PTC	0020753			-		-		-		20.0		20.0		-		40.0		20.0		60.0
16	2	RMCC	0021111			14.3		-		-		-		14.3		-		14.3		14.3		28.6
17	2	SACC	0020746			-		-		-		-		-		-		-		-		-
18	2	SAUT	0007738			-		-		-		-		100.0		-		100.0		-		100.0
19	2	SEAC	0005707			-		-		-		-		-		-		-		-		-
20	2	UACCB	0020735			-		-		-		100.0		-		-		100.0		-		100.0
21	2	UACCH	0005732			100.0		-		-		-		-		-		-		-		-
22	2	UACCM	0005245	11		18.2		-		-		9.1		-		-		9.1		9.1		18.2
2-Year Colleges				63		11.1		-		-		7.9		4.8		3.2	10	15.9	10	15.9	20	31.7

NOTES: When a student received more than one award, only the highest award was counted.

TIME PERIOD CONSIDERATIONS:

1. CP Graduates are counted from these graduation dates = '092005', '102005', '112005', '122005', '012006', '022006', '032006', '042006', '052006', so this is essentially through the Spring term.
2. TC Graduates include 1 full academic year plus these graduation dates = '072006', '082006', '092006', '102006', '112006', '122006', so this is through the next Fall term.
3. Associate Graduates include 3 full academic years plus these graduation dates = '072008', '082008', so this includes the next 2 months of July and August.
4. AC Graduates include 4 full academic years plus these graduation dates = '072009', '082009', '092009', '102009', '112009', '122009', so this is through the next Fall term.
5. Baccalaureate Graduates include 6 full academic years plus these graduation dates = '072011', '082011', so this includes the next 2 months of July and August.
6. All counts of less than 10 are not shown due to FERPA.

IPEDS/ADHE Graduation Rate Calculation by RACE/ETHNICITY

Cohort Year selected = 2007 and Time Period Covered = AFTER THREE (3) YEARS (from AY2007 thru AY2009) for Two-Year Colleges for American Indians/Alaskan Natives.

#	IT	College	FICE	Cohort	Transfers		Bacc.		Adv. Cert.		Assoc.		Tech. Cert.		Cert. Prof.		Graduates		Retained		Success	
					#	%	#	%	#	%	#	%	#	%	#	%	#	%	#	%	#	%
1	2	ANC	0012860			-		-		-		-		-		-		-		50.0		50.0
2	2	ASUB	0001091			12.5		-		-	12.5		12.5		-		-	25.0		12.5		37.5
3	2	ASUMH	0901090			-		-		-		-		-		-		-		50.0		50.0
4	2	ASUN	0011949			-		-		-		-		-		-		-		-		-
5	2	BRTC	0020522			-		-		-		-		-		-		-		-		-
6	2	CCCUA	0022209			-		-		-		-		-		-		-		-		-
7	2	CotO	0009976			-		-		-		-		-		-		-		-		-
8	2	EACC	0012260			-		-		-		-		-		-		-		-		-
9	2	MSCC	0023482			-		-		-		-		-		-		-		-		-
10	2	NAC	0012261	13		23.1		-		-	23.1		7.7		-		-	30.8		7.7		38.5
11	2	NPCC	0012105			-		-		-		-		-	50.0		-	50.0		-		50.0
12	2	NWACC	0030633	10		10.0		-		-		-		-		-		-		20.0		20.0
13	2	OZC	0020870			-		-		-		-		-		-		-		-		-
14	2	PCCUA	0001104			-		-		-		-		-		-		-		-		-
15	2	PTC	0020753			-		-		-		-		-		-		-		44.4		44.4
16	2	RMCC	0021111			-		-		-		-		-		-		-		-		-
17	2	SACC	0020746			-		-		-		-		-		-		-		-		-
18	2	SAUT	0007738			-		-		-		-		-		-		-		100.0		100.0
19	2	SEAC	0005707			-		-		-		-		-		-		-		-		-
20	2	UACCB	0020735			-		-		-	50.0		-		-		-	50.0		50.0		100.0
21	2	UACCH	0005732			-		-		-		-		-		-		-		-		-
22	2	UACCM	0005245			-		-		-		-		-		-		-		-		-
2-Year Colleges				57		8.8		-		-	8.8		3.5		1.8		14.0		12	21.1	20	35.1

NOTES: When a student received more than one award, only the highest award was counted.

TIME PERIOD CONSIDERATIONS:

1. CP Graduates are counted from these graduation dates = '092006', '102006', '112006', '122006', '012007', '022007', '032007', '042007', '052007', so this is essentially through the Spring term.
2. TC Graduates include 1 full academic year plus these graduation dates = '072007', '082007', '092007', '102007', '112007', '122007', so this is through the next Fall term.
3. Associate Graduates include 3 full academic years plus these graduation dates = '072009', '082009', so this includes the next 2 months of July and August.
4. AC Graduates include 4 full academic years plus these graduation dates = '072010', '082010', '092010', '102010', '112010', '122010', so this is through the next Fall term.
5. Baccalaureate Graduates include 6 full academic years plus these graduation dates = '072012', '082012', so this includes the next 2 months of July and August.
6. All counts of less than 10 are not shown due to FERPA.

IPEDS/ADHE Graduation Rate Calculation by RACE/ETHNICITY

Cohort Year selected = 2008 and Time Period Covered = AFTER THREE (3) YEARS (from AY2008 thru AY2010) for Two-Year Colleges for American Indians/Alaskan Natives.

#	IT	College	FICE	Cohort	Transfers		Bacc.		Adv. Cert.		Assoc.		Tech. Cert.		Cert. Prof.		Graduates		Retained		Success			
					#	%	#	%	#	%	#	%	#	%	#	%	#	%	#	%	#	%		
1	2	ANC	0012860			33.3		-		-		66.7		-		-		66.7		-		66.7		
2	2	ASUB	0001091			-		-		-		12.5		12.5		-		25.0		12.5		37.5		
3	2	ASUMH	0901090			-		-		-		100.0		-		-		100.0		-		100.0		
4	2	ASUN	0011949			-		-		-		-		-		-		-		-		-		
5	2	BRTC	0020522			50.0		-		-		-		-		-		-		50.0		50.0		
6	2	CCCUA	0022209			-		-		-		-		-		-		-		-		-		
7	2	CotO	0009976			-		-		-		-		-		-		-		-		-		
8	2	EACC	0012260			-		-		-		-		-		-		-		50.0		50.0		
9	2	MSCC	0023482			-		-		-		-		-		-		-		50.0		50.0		
10	2	NAC	0012261			25.0		-		-		-		-		-		-		25.0		25.0		
11	2	NPCC	0012105			-		-		-		-		-		-		-		100.0		100.0		
12	2	NWACC	0030633	12		-		-		-		16.7		-		-		16.7		8.3		25.0		
13	2	OZC	0020870			-		-		-		-		-		-		-		-		-		
14	2	PCCUA	0001104			-		-		-		-		-		-		-		-		-		
15	2	PTC	0020753			-		-		-		-		-		-		-		100.0		100.0		
16	2	RMCC	0021111			-		-		-		-		-		-		-		-		-		
17	2	SACC	0020746			-		-		-		-		-		-		-		-		-		
18	2	SAUT	0007738			-		-		-		-		-		-		-		-		-		
19	2	SEAC	0005707			-		-		-		-		-		-		-		-		-		
20	2	UACCB	0020735			-		-		-		-		-		-		-		-		-		
21	2	UACCH	0005732			-		-		-		33.3		-		-		33.3		33.3		66.7		
22	2	UACCM	0005245			-		-		-		-		-		-		-		-		-		
2-Year Colleges				59		5.1		-		-		11.9		1.7		-		13.6		12		20.3	20	33.9

NOTES: When a student received more than one award, only the highest award was counted.

TIME PERIOD CONSIDERATIONS:

1. CP Graduates are counted from these graduation dates = '092007', '102007', '112007', '122007', '012008', '022008', '032008', '042008', '052008', so this is essentially through the Spring term.
2. TC Graduates include 1 full academic year plus these graduation dates = '072008', '082008', '092008', '102008', '112008', '122008', so this is through the next Fall term.
3. Associate Graduates include 3 full academic years plus these graduation dates = '072010', '082010', so this includes the next 2 months of July and August.
4. AC Graduates include 4 full academic years plus these graduation dates = '072011', '082011', '092011', '102011', '112011', '122011', so this is through the next Fall term.
5. Baccalaureate Graduates include 6 full academic years plus these graduation dates = '072013', '082013', so this includes the next 2 months of July and August.
6. All counts of less than 10 are not shown due to FERPA.

IPEDS/ADHE Graduation Rate Calculation by RACE/ETHNICITY

Cohort Year selected = 2009 and Time Period Covered = AFTER THREE (3) YEARS (from AY2009 thru AY2011) for Two-Year Colleges for American Indians/Alaskan Natives.

#	IT	College	FICE	Cohort	Transfers		Bacc.		Adv. Cert.		Assoc.		Tech. Cert.		Cert. Prof.		Graduates		Retained		Success		
					#	%	#	%	#	%	#	%	#	%	#	%	#	%	#	%	#	%	
1	2	ANC	0012860																				
2	2	ASUB	0001091								11.1		11.1					22.2		33.3			55.6
3	2	ASUMH	0901090																				
4	2	ASUN	0011949																				
5	2	BRTC	0020522				50.0																
6	2	CCCUA	0022209																				
7	2	CotO	0009976																				
8	2	EACC	0012260																				
9	2	MSCC	0023482																				
10	2	NAC	0012261								33.3							33.3					33.3
11	2	NPCC	0012105																	100.0			100.0
12	2	NWACC	0030633	13							7.7							7.7		38.5			46.2
13	2	OZC	0020870																	50.0			50.0
14	2	PCCUA	0001104																	100.0			100.0
15	2	PTC	0020753																	50.0			50.0
16	2	RMCC	0021111				16.7				16.7							16.7		16.7			33.3
17	2	SACC	0020746																				
18	2	SAUT	0007738								50.0							50.0					50.0
19	2	SEAC	0005707																				
20	2	UACCB	0020735								50.0							50.0					50.0
21	2	UACCH	0005732																				
22	2	UACCM	0005245																	20.0			20.0
2-Year Colleges				60			5.0				10.0		1.7					11.7	15	25.0	22		36.7

NOTES: When a student received more than one award, only the highest award was counted.

TIME PERIOD CONSIDERATIONS:

1. CP Graduates are counted from these graduation dates = '092008', '102008', '112008', '122008', '012009', '022009', '032009', '042009', '052009', so this is essentially through the Spring term.
2. TC Graduates include 1 full academic year plus these graduation dates = '072009', '082009', '092009', '102009', '112009', '122009', so this is through the next Fall term.
3. Associate Graduates include 3 full academic years plus these graduation dates = '072011', '082011', so this includes the next 2 months of July and August.
4. AC Graduates include 4 full academic years plus these graduation dates = '072012', '082012', '092012', '102012', '112012', '122012', so this is through the next Fall term.
5. Baccalaureate Graduates include 6 full academic years plus these graduation dates = '072014', '082014', so this includes the next 2 months of July and August.
6. All counts of less than 10 are not shown due to FERPA.

IPEDS/ADHE Graduation Rate Calculation by RACE/ETHNICITY

Cohort Year selected = 2010 and Time Period Covered = AFTER THREE (3) YEARS (from AY2010 thru AY2012) for Two-Year Colleges
for American Indians/Alaskan Natives Only.

#	IT	College	FICE	Cohort	Transfers		Bacc.		Adv. Cert.		Assoc.		Tech. Cert.		Cert. Prof.		Graduates		Retained		Success	
					#	%	#	%	#	%	#	%	#	%	#	%	#	%	#	%	#	%
1	2	ANC	0012860			-		-		-		-		-		-		-		-		-
2	2	ASUB	0001091			-		-		-	66.7		-		-		-	66.7		-		66.7
3	2	ASUMH	0901090			-		-		-			-		-		-		33.3		-	33.3
4	2	ASUN	0011949			-		-		-			-		-		-		50.0		-	50.0
5	2	BRTC	0020522			-		-		-	20.0		-		-		-	20.0		20.0		40.0
6	2	CCCUA	0022209			25.0		-		-			-		-		-		50.0		-	50.0
7	2	CotO	0009976			-		-		-			100.0		-		-	100.0		-		100.0
8	2	EACC	0012260			-		-		-			-		-		-		-		-	-
9	2	MSCC	0023482			-		-		-			-		-		-		-		-	-
10	2	NAC	0012261			-		-		-			-		-		-		-		-	-
11	2	NPCC	0012105			11.1		-		-	11.1		-		-		-	11.1		22.2		33.3
12	2	NWACC	0030633			12.5		-		-	12.5		-		-		-	12.5		12.5		25.0
13	2	OZC	0020870			-		-		-	66.7		-		-		-	66.7		-		66.7
14	2	PCCUA	0001104			-		-		-			-		-		-		-		-	-
15	2	PTC	0020753			-		-		-	33.3		-		-		-	33.3		-		33.3
16	2	RMCC	0021111			-		-		-	25.0		-		-		-	25.0		-		25.0
17	2	SACC	0020746			-		-		-			-		-		-		-		-	-
18	2	SAUT	0007738			-		-		-			-		-		-		-		-	-
19	2	SEAC	0005707			-		-		-			-		-		-		-		-	-
20	2	UACCB	0020735			50.0		-		-			-		-		-		-		-	-
21	2	UACCH	0005732			-		-		-			-		-		-		-		-	-
22	2	UACCM	0005245			-		-		-	22.2		-		-	11.1	-	33.3		-		33.3
2-Year Colleges				62		8.1		-		-	13	21.0		1.6		1.6	15	24.2		12.9	23	37.1

NOTES: When a student received more than one award, only the highest award was counted.

TIME PERIOD CONSIDERATIONS:

1. CP Graduates are counted from these graduation dates = '092009', '102009', '112009', '122009', '012010', '022010', '032010', '042010', '052010', so this is essentially through the Spring term.
2. TC Graduates include 1 full academic year plus these graduation dates = '072010', '082010', '092010', '102010', '112010', '122010', so this is through the next Fall term.
3. Associate Graduates include 3 full academic years plus these graduation dates = '072012', '082012', so this includes the next 2 months of July and August.
4. AC Graduates include 4 full academic years plus these graduation dates = '072013', '082013', '092013', '102013', '112013', '122013', so this is through the next Fall term.
5. Baccalaureate Graduates include 6 full academic years plus these graduation dates = '072015', '082015', so this includes the next 2 months of July and August.
6. All counts of less than 10 are not shown due to FERPA.

IPEDS/ADHE Graduation Rate Calculation by RACE/ETHNICITY

Cohort Year selected = 2006 and Time Period Covered = AFTER THREE (3) YEARS (from AY2006 thru AY2008) for Two-Year Colleges for Whites.

#	IT	College	FICE	Cohort	Transfers		Bacc.		Adv. Cert.		Assoc.		Tech. Cert.		Cert. Prof.		Graduates		Retained		Success		
					#	%	#	%	#	%	#	%	#	%	#	%	#	%	#	%	#	%	
1	2	ANC	0012860	237	11	4.6		-		-	33	13.9	18	7.6		-	51	21.5	46	19.4	97	40.9	
2	2	ASUB	0001091	692	96	13.9		-		-	142	20.5	66	9.5		1.3	217	31.4	121	17.5	338	48.8	
3	2	ASUMH	0901090	171	23	13.5		-		-	31	18.1		1.2		0.6	34	19.9	27	15.8	61	35.7	
4	2	ASUN	0011949	89		6.7		-		-		9.0	12	13.5		-	20	22.5	16	18.0	36	40.4	
5	2	BRTC	0020522	300	32	10.7		-		-	27	9.0	29	9.7		1.7	61	20.3	68	22.7	129	43.0	
6	2	CCCUA	0022209	60		10.0		-		-	11	18.3		1.7		-	12	20.0	23	38.3	35	58.3	
7	2	CotO	0009976	140	22	15.7		-		-	20	14.3	13	9.3		1.4	35	25.0	17	12.1	52	37.1	
8	2	EACC	0012260	119	10	8.4		-		-	26	21.8		0.8		-	27	22.7	23	19.3	50	42.0	
9	2	MSCC	0023482	65	10	15.4		-		-		10.8		-		-		10.8	13	20.0	20	30.8	
10	2	NAC	0012261	367	54	14.7		-		-	58	15.8	30	8.2		-	88	24.0	47	12.8	135	36.8	
11	2	NPCC	0012105	252	22	8.7		-		-	25	9.9	12	4.8		-	37	14.7	55	21.8	92	36.5	
12	2	NWACC	0030633	421	59	14.0		-		-	32	7.6		-		-	32	7.6	116	27.6	148	35.2	
13	2	OZC	0020870	177	15	8.5		-		-	18	10.2		0.6		0.6	20	11.3	33	18.6	53	29.9	
14	2	PCCUA	0001104	88	16	18.2		-		-	17	19.3		-		-	17	19.3	14	15.9	31	35.2	
15	2	PTC	0020753	490	61	12.4		-		-	52	10.6	31	6.3		0.6	86	17.6	119	24.3	205	41.8	
16	2	RMCC	0021111	115	14	12.2		-		-	14	12.2		2.6		-	17	14.8	11	9.6	28	24.3	
17	2	SACC	0020746	61		6.6		-		-		8.2		8.2		-	10	16.4	19	31.1	29	47.5	
18	2	SAUT	0007738	104		6.7		-		-	13	12.5	33	31.7		1.0	47	45.2	11	10.6	58	55.8	
19	2	SEAC	0005707	78		7.7		-		-		10.3		2.6		1.3	11	14.1	22	28.2	33	42.3	
20	2	UACCB	0020735	129	12	9.3		-		-	11	8.5		1.6		3.9	18	14.0	37	28.7	55	42.6	
21	2	UACCH	0005732	103	10	9.7		-		-	12	11.7		7.8		5.8	26	25.2	17	16.5	43	41.7	
22	2	UACCM	0005245	392	55	14.0		-		-	30	7.7		0.8		0.5	35	8.9	81	20.7	116	29.6	
2-Year Colleges				4,650	551	11.8		-		-	600	12.9	272	5.8		36	0.8	908	19.5	936	20.1	1,844	39.7

NOTES: When a student received more than one award, only the highest award was counted.

TIME PERIOD CONSIDERATIONS:

1. CP Graduates are counted from these graduation dates = '092005', '102005', '112005', '122005', '012006', '022006', '032006', '042006', '052006', so this is essentially through the Spring term.
2. TC Graduates include 1 full academic year plus these graduation dates = '072006', '082006', '092006', '102006', '112006', '122006', so this is through the next Fall term.
3. Associate Graduates include 3 full academic years plus these graduation dates = '072008', '082008', so this includes the next 2 months of July and August.
4. AC Graduates include 4 full academic years plus these graduation dates = '072009', '082009', '092009', '102009', '112009', '122009', so this is through the next Fall term.
5. Baccalaureate Graduates include 6 full academic years plus these graduation dates = '072011', '082011', so this includes the next 2 months of July and August.
6. All counts of less than 10 are not shown due to FERPA.

IPEDS/ADHE Graduation Rate Calculation by RACE/ETHNICITY

Cohort Year selected = 2007 and Time Period Covered = AFTER THREE (3) YEARS (from AY2007 thru AY2009) for Two-Year Colleges for Whites.

#	IT	College	FICE	Cohort	Transfers		Bacc.		Adv. Cert.		Assoc.		Tech. Cert.		Cert. Prof.		Graduates		Retained		Success	
					#	%	#	%	#	%	#	%	#	%	#	%	#	%	#	%	#	%
1	2	ANC	0012860	175	12	6.9					30	17.1	15	8.6		0.6	46	26.3	25	14.3	71	40.6
2	2	ASUB	0001091	665	79	11.9					122	18.3	60	9.0		1.1	189	28.4	107	16.1	296	44.5
3	2	ASUMH	0901090	160	22	13.8					31	19.4		2.5	14	8.8	49	30.6	29	18.1	78	48.8
4	2	ASUN	0011949	120	16	13.3					24	20.0		7.5		-	33	27.5	23	19.2	56	46.7
5	2	BRTC	0020522	348	45	12.9					25	7.2	34	9.8		1.4	64	18.4	69	19.8	133	38.2
6	2	CCCUA	0022209	62		12.9						8.1				-	8.1	16	25.8	21	33.9	
7	2	CotO	0009976	135	29	21.5					20	14.8		6.7		3.7	34	25.2	22	16.3	56	41.5
8	2	EACC	0012260	131	19	14.5					17	13.0		1.5		-	19	14.5	28	21.4	47	35.9
9	2	MSCC	0023482	66		10.6						3.0				-	3.0	16	24.2	18	27.3	
10	2	NAC	0012261	321	38	11.8					52	16.2	23	7.2		-	75	23.4	54	16.8	129	40.2
11	2	NPCC	0012105	189	16	8.5					20	10.6		4.8		0.5	30	15.9	40	21.2	70	37.0
12	2	NWACC	0030633	437	54	12.4					37	8.5				0.9	41	9.4	127	29.1	168	38.4
13	2	OZC	0020870	153	17	11.1					31	20.3				2.6	35	22.9	28	18.3	63	41.2
14	2	PCCUA	0001104	73		12.3					11	15.1				-	11	15.1	15	20.5	26	35.6
15	2	PTC	0020753	390	63	16.2					48	12.3	24	6.2		1.0	76	19.5	95	24.4	171	43.8
16	2	RMCC	0021111	127	18	14.2					20	15.7		2.4		-	23	18.1	23	18.1	46	36.2
17	2	SACC	0020746	57		12.3						7.0		3.5		1.8		12.3	20	35.1	27	47.4
18	2	SAUT	0007738	90		5.6					10	11.1	26	28.9		8.9	44	48.9		8.9	52	57.8
19	2	SEAC	0005707	81		9.9						8.6		2.5		1.2	10	12.3	24	29.6	34	42.0
20	2	UACCB	0020735	146	17	11.6					25	17.1		0.7		0.7	27	18.5	41	28.1	68	46.6
21	2	UACCH	0005732	105	13	12.4					15	14.3		3.8		1.9	21	20.0	21	20.0	42	40.0
22	2	UACCM	0005245	378	61	16.1					44	11.6		0.3		1.1	49	13.0	59	15.6	108	28.6
2-Year Colleges				4,409	563	12.8					600	13.6	228	5.2	62	1.4	890	20.2	890	20.2	1,780	40.4

NOTES: When a student received more than one award, only the highest award was counted.

TIME PERIOD CONSIDERATIONS:

1. CP Graduates are counted from these graduation dates = '092006', '102006', '112006', '122006', '012007', '022007', '032007', '042007', '052007', so this is essentially through the Spring term.
2. TC Graduates include 1 full academic year plus these graduation dates = '072007', '082007', '092007', '102007', '112007', '122007', so this is through the next Fall term.
3. Associate Graduates include 3 full academic years plus these graduation dates = '072009', '082009', so this includes the next 2 months of July and August.
4. AC Graduates include 4 full academic years plus these graduation dates = '072010', '082010', '092010', '102010', '112010', '122010', so this is through the next Fall term.
5. Baccalaureate Graduates include 6 full academic years plus these graduation dates = '072012', '082012', so this includes the next 2 months of July and August.
6. All counts of less than 10 are not shown due to FERPA.

IPEDS/ADHE Graduation Rate Calculation by RACE/ETHNICITY

Cohort Year selected = 2008 and Time Period Covered = AFTER THREE (3) YEARS (from AY2008 thru AY2010) for Two-Year Colleges for Whites.

#	IT	College	FICE	Cohort	Transfers		Bacc.		Adv. Cert.		Assoc.		Tech. Cert.		Cert. Prof.		Graduates		Retained		Success	
					#	%	#	%	#	%	#	%	#	%	#	%	#	%	#	%	#	%
1	2	ANC	0012860	195	16	8.2					29	14.9	20	10.3			49	25.1	38	19.5	87	44.6
2	2	ASUB	0001091	701	73	10.4					164	23.4	45	6.4	13	1.9	222	31.7	132	18.8	354	50.5
3	2	ASUMH	0901090	183	12	6.6					42	23.0		1.6	13	7.1	58	31.7	35	19.1	93	50.8
4	2	ASUN	0011949	102	12	11.8					14	13.7	12	11.8			26	25.5	17	16.7	43	42.2
5	2	BRTC	0020522	420	27	6.4					68	16.2	51	12.1		1.4	125	29.8	93	22.1	218	51.9
6	2	CCCUA	0022209	95	15	15.8						8.4		6.3		3.2	17	17.9	24	25.3	41	43.2
7	2	CotO	0009976	128	15	11.7					19	14.8	18	14.1		1.6	39	30.5	15	11.7	54	42.2
8	2	EACC	0012260	119		7.6					17	14.3		7.6			26	21.8	32	26.9	58	48.7
9	2	MSCC	0023482	80		8.8					11	13.8					11	13.8	19	23.8	30	37.5
10	2	NAC	0012261	376	39	10.4					48	12.8	23	6.1		0.8	74	19.7	84	22.3	158	42.0
11	2	NPCC	0012105	264	25	9.5					26	9.8	23	8.7		0.8	51	19.3	64	24.2	115	43.6
12	2	NWACC	0030633	507	69	13.6					57	11.2				0.6	60	11.8	153	30.2	213	42.0
13	2	OZC	0020870	208	18	8.7					29	13.9		0.5		2.9	36	17.3	49	23.6	85	40.9
14	2	PCCUA	0001104	67	12	17.9					10	14.9		4.5			13	19.4	10	14.9	23	34.3
15	2	PTC	0020753	434	42	9.7					48	11.1	36	8.3		0.9	88	20.3	113	26.0	201	46.3
16	2	RMCC	0021111	108	19	17.6					15	13.9		0.9			16	14.8	15	13.9	31	28.7
17	2	SACC	0020746	63		14.3						9.5		1.6		6.3	11	17.5	15	23.8	26	41.3
18	2	SAUT	0007738	122		4.1					22	18.0	19	15.6		6.6	49	40.2	17	13.9	66	54.1
19	2	SEAC	0005707	93		3.2					10	10.8		2.2			12	12.9	34	36.6	46	49.5
20	2	UACCB	0020735	205	26	12.7					20	9.8			34	16.6	54	26.3	28	13.7	82	40.0
21	2	UACCH	0005732	147		6.1					27	18.4		1.4		1.4	31	21.1	33	22.4	64	43.5
22	2	UACCM	0005245	428	52	12.1					80	18.7		0.9		0.2	85	19.9	84	19.6	169	39.5
2-Year Colleges				5,045	514	10.2					770	15.3	279	5.5	104	2.1	1,153	22.9	1,104	21.9	2,257	44.7

NOTES: When a student received more than one award, only the highest award was counted.

TIME PERIOD CONSIDERATIONS:

1. CP Graduates are counted from these graduation dates = '092007', '102007', '112007', '122007', '012008', '022008', '032008', '042008', '052008', so this is essentially through the Spring term.
2. TC Graduates include 1 full academic year plus these graduation dates = '072008', '082008', '092008', '102008', '112008', '122008', so this is through the next Fall term.
3. Associate Graduates include 3 full academic years plus these graduation dates = '072010', '082010', so this includes the next 2 months of July and August.
4. AC Graduates include 4 full academic years plus these graduation dates = '072011', '082011', '092011', '102011', '112011', '122011', so this is through the next Fall term.
5. Baccalaureate Graduates include 6 full academic years plus these graduation dates = '072013', '082013', so this includes the next 2 months of July and August.
6. All counts of less than 10 are not shown due to FERPA.

IPEDS/ADHE Graduation Rate Calculation by RACE/ETHNICITY

Cohort Year selected = 2009 and Time Period Covered = AFTER THREE (3) YEARS (from AY2009 thru AY2011) for Two-Year Colleges for Whites.

#	IT	College	FICE	Cohort	Transfers		Bacc.		Adv. Cert.		Assoc.		Tech. Cert.		Cert. Prof.		Graduates		Retained		Success	
					#	%	#	%	#	%	#	%	#	%	#	%	#	%	#	%	#	%
1	2	ANC	0012860	182	12	6.6					37	20.3	17	9.3			54	29.7	38	20.9	92	50.5
2	2	ASUB	0001091	701	78	11.1					159	22.7	33	4.7	22	3.1	214	30.5	134	19.1	348	49.6
3	2	ASUMH	0901090	222	20	9.0					56	25.2		1.4	14	6.3	73	32.9	39	17.6	112	50.5
4	2	ASUN	0011949	158	15	9.5					21	13.3	34	21.5		2.5	59	37.3	17	10.8	76	48.1
5	2	BRTC	0020522	326	39	12.0					39	12.0	30	9.2		1.2	73	22.4	73	22.4	146	44.8
6	2	CCCUA	0022209	97		5.2						6.2		6.2		7.2	19	19.6	28	28.9	47	48.5
7	2	CotO	0009976	141	20	14.2					29	20.6		4.3		2.8	39	27.7	21	14.9	60	42.6
8	2	EACC	0012260	104	15	14.4					18	17.3		5.8		-	24	23.1	26	25.0	50	48.1
9	2	MSCC	0023482	68	13	19.1						13.2		-		1.5	10	14.7	12	17.6	22	32.4
10	2	NAC	0012261	412	35	8.5					47	11.4		2.2		0.7	59	14.3	84	20.4	143	34.7
11	2	NPCC	0012105	269	23	8.6					28	10.4	18	6.7		1.1	49	18.2	72	26.8	121	45.0
12	2	NWACC	0030633	527	48	9.1					62	11.8		-		0.2	63	12.0	170	32.3	233	44.2
13	2	OZC	0020870	165	18	10.9					21	12.7		0.6		1.8	25	15.2	43	26.1	68	41.2
14	2	PCCUA	0001104	58		10.3					17	29.3		-		-	17	29.3	14	24.1	31	53.4
15	2	PTC	0020753	431	30	7.0					63	14.6	18	4.2		0.9	85	19.7	132	30.6	217	50.3
16	2	RMCC	0021111	111	10	9.0					20	18.0		-		-	20	18.0	16	14.4	36	32.4
17	2	SACC	0020746	93	10	10.8					10	10.8		1.1		-	11	11.8	31	33.3	42	45.2
18	2	SAUT	0007738	142	13	9.2					27	19.0	29	20.4		5.6	64	45.1	14	9.9	78	54.9
19	2	SEAC	0005707	70		5.7					5.7		1.4			11.4	13	18.6	18	25.7	31	44.3
20	2	UACCB	0020735	188	37	19.7					35	18.6		-	17	9.0	52	27.7	29	15.4	81	43.1
21	2	UACCH	0005732	86	11	12.8					10	11.6		10.5		10.5	28	32.6	19	22.1	47	54.7
22	2	UACCM	0005245	410	41	10.0					89	21.7		0.7		1.2	97	23.7	75	18.3	172	42.0
2-Year Colleges				4,961	503	10.1					807	16.3	224	4.5	117	2.4	1,148	23.1	1,105	22.3	2,253	45.4

NOTES: When a student received more than one award, only the highest award was counted.

TIME PERIOD CONSIDERATIONS:

1. CP Graduates are counted from these graduation dates = '092008', '102008', '112008', '122008', '012009', '022009', '032009', '042009', '052009', so this is essentially through the Spring term.
2. TC Graduates include 1 full academic year plus these graduation dates = '072009', '082009', '092009', '102009', '112009', '122009', so this is through the next Fall term.
3. Associate Graduates include 3 full academic years plus these graduation dates = '072011', '082011', so this includes the next 2 months of July and August.
4. AC Graduates include 4 full academic years plus these graduation dates = '072012', '082012', '092012', '102012', '112012', '122012', so this is through the next Fall term.
5. Baccalaureate Graduates include 6 full academic years plus these graduation dates = '072014', '082014', so this includes the next 2 months of July and August.
6. All counts of less than 10 are not shown due to FERPA.

IPEDS/ADHE Graduation Rate Calculation by RACE/ETHNICITY

Cohort Year selected = 2010 and Time Period Covered = AFTER THREE (3) YEARS (from AY2010 thru AY2012) for Two-Year Colleges for Whites Only.

#	IT	College	FICE	Cohort	Transfers		Bacc.		Adv. Cert.		Assoc.		Tech. Cert.		Cert. Prof.		Graduates		Retained		Success	
					#	%	#	%	#	%	#	%	#	%	#	%	#	%	#	%	#	%
1	2	ANC	0012860	232	16	6.9					28	12.1	15	6.5		2.2	48	20.7	50	21.6	98	42.2
2	2	ASUB	0001091	845	98	11.6					184	21.8	49	5.8	26	3.1	259	30.7	152	18.0	411	48.6
3	2	ASUMH	0901090	203	15	7.4					57	28.1		1.5	22	10.8	82	40.4	30	14.8	112	55.2
4	2	ASUN	0011949	198		4.5					25	12.6	36	18.2	11	5.6	72	36.4	25	12.6	97	49.0
5	2	BRTC	0020522	471	51	10.8					59	12.5	33	7.0		1.3	98	20.8	105	22.3	203	43.1
6	2	CCCUA	0022209	103	17	16.5					13	12.6		5.8		4.9	24	23.3	17	16.5	41	39.8
7	2	CotO	0009976	104		3.8					13	12.5	12	11.5		5.8	31	29.8	16	15.4	47	45.2
8	2	EACC	0012260	137	20	14.6					15	10.9	13	9.5		-	28	20.4	28	20.4	56	40.9
9	2	MSCC	0023482	81	13	16.0						9.9			4.9		12	14.8	18	22.2	30	37.0
10	2	NAC	0012261	459	54	11.8					56	12.2	20	4.4		1.5	83	18.1	89	19.4	172	37.5
11	2	NPCC	0012105	430	41	9.5					47	10.9	16	3.7		0.5	65	15.1	115	26.7	180	41.9
12	2	NWACC	0030633	628	86	13.7					71	11.3				0.3	73	11.6	190	30.3	263	41.9
13	2	OZC	0020870	216	19	8.8					33	15.3				1.9	37	17.1	45	20.8	82	38.0
14	2	PCCUA	0001104	107	11	10.3					21	19.6		1.9		0.9	24	22.4	22	20.6	46	43.0
15	2	PTC	0020753	546	82	15.0					62	11.4	28	5.1		0.9	95	17.4	146	26.7	241	44.1
16	2	RMCC	0021111	130	10	7.7					18	13.8		0.8		-	19	14.6	32	24.6	51	39.2
17	2	SACC	0020746			-					-					-						
18	2	SAUT	0007738	140	10	7.1					22	15.7	24	17.1	13	9.3	59	42.1		6.4	68	48.6
19	2	SEAC	0005707	121	12	9.9					14	11.6		3.3	18	14.9	36	29.8	23	19.0	59	48.8
20	2	UACCB	0020735	265	31	11.7					42	15.8			27	10.2	69	26.0	48	18.1	117	44.2
21	2	UACCH	0005732	114		3.5					23	20.2		6.1		5.3	36	31.6	18	15.8	54	47.4
22	2	UACCM	0005245	522	65	12.5					98	18.8		0.4		1.1	106	20.3	78	14.9	184	35.2
2-Year Colleges				6,052	668	11.0					909	15.0	271	4.5	176	2.9	1,356	22.4	1,256	20.8	2,612	43.2

NOTES: When a student received more than one award, only the highest award was counted.

TIME PERIOD CONSIDERATIONS:

1. CP Graduates are counted from these graduation dates = '092009', '102009', '112009', '122009', '012010', '022010', '032010', '042010', '052010', so this is essentially through the Spring term.
2. TC Graduates include 1 full academic year plus these graduation dates = '072010', '082010', '092010', '102010', '112010', '122010', so this is through the next Fall term.
3. Associate Graduates include 3 full academic years plus these graduation dates = '072012', '082012', so this includes the next 2 months of July and August.
4. AC Graduates include 4 full academic years plus these graduation dates = '072013', '082013', '092013', '102013', '112013', '122013', so this is through the next Fall term.
5. Baccalaureate Graduates include 6 full academic years plus these graduation dates = '072015', '082015', so this includes the next 2 months of July and August.
6. All counts of less than 10 are not shown due to FERPA.

IPEDS/ADHE Graduation Rate Calculation by RACE/ETHNICITY

Cohort Year selected = 2010 and Time Period Covered = AFTER THREE (3) YEARS (from AY2010 thru AY2012) for Two-Year Colleges for Hawaiians and Pacific Islanders Only.

#	IT	College	FICE	Cohort	Transfers		Bacc.		Adv. Cert.		Assoc.		Tech. Cert.		Cert. Prof.		Graduates		Retained		Success	
					#	%	#	%	#	%	#	%	#	%	#	%	#	%	#	%	#	%
1	2	ANC	0012860			-		-		-		-		-		-		-		-		-
2	2	ASUB	0001091			-		-		-		-		-		-		-		-		-
3	2	ASUMH	0901090			-		-		-		-		-		-		-		-		-
4	2	ASUN	0011949			-		-		-		-		-		-		-		-		-
5	2	BRTC	0020522			-		-		-		-		-		-		-		-		-
6	2	CCCUA	0022209			-		-		-		-		-		-		-		-		-
7	2	CotO	0009976			-		-		-		-		-		-		-		-		-
8	2	EACC	0012260			-		-		-		-		-		-		-		-		-
9	2	MSCC	0023482			-		-		-		-		-		-		-		-		-
10	2	NAC	0012261			-		-		-		-		-		-		-		-		-
11	2	NPCC	0012105			-		-		-		-		-		-		-		-		-
12	2	NWACC	0030633			-		-		-		-		-		-		-		-		-
13	2	OZC	0020870			-		-		-		-		-		-		-		-		-
14	2	PCCUA	0001104			-		-		-		-		-		-		-		-		-
15	2	PTC	0020753			-		-		-	25.0		-		-		-	25.0		75.0		100.0
16	2	RMCC	0021111			-		-		-		-		-		-		-		-		-
17	2	SACC	0020746			-		-		-		-		-		-		-		-		-
18	2	SAUT	0007738			-		-		-		-		-		-		-		-		-
19	2	SEAC	0005707			-		-		-		-		-		-		-		-		-
20	2	UACCB	0020735			-		-		-		-		-		-		-		-		-
21	2	UACCH	0005732			-		-		-		-		-		-		-		-		-
22	2	UACCM	0005245			-		-		-		-		-		-		-		-		-
2-Year Colleges											20.0							20.0		60.0		80.0

NOTES: When a student received more than one award, only the highest award was counted.

TIME PERIOD CONSIDERATIONS:

1. CP Graduates are counted from these graduation dates = '092009', '102009', '112009', '122009', '012010', '022010', '032010', '042010', '052010', so this is essentially through the Spring term.
2. TC Graduates include 1 full academic year plus these graduation dates = '072010', '082010', '092010', '102010', '112010', '122010', so this is through the next Fall term.
3. Associate Graduates include 3 full academic years plus these graduation dates = '072012', '082012', so this includes the next 2 months of July and August.
4. AC Graduates include 4 full academic years plus these graduation dates = '072013', '082013', '092013', '102013', '112013', '122013', so this is through the next Fall term.
5. Baccalaureate Graduates include 6 full academic years plus these graduation dates = '072015', '082015', so this includes the next 2 months of July and August.
6. All counts of less than 10 are not shown due to FERPA.

IPEDS/ADHE Graduation Rate Calculation by AGE

Cohort Year selected = 2003 and Time Period Covered = AFTER SIX (6) YEARS (from AY2003 thru AY2008) for Four-Year Universities for Ages Less Than 18.

#	IT	College	FICE	Cohort	Transfers		Bacc.		Adv. Cert.		Assoc.		Tech. Cert.		Cert. Prof.		Graduates		Retained		Success	
					#	%	#	%	#	%	#	%	#	%	#	%	#	%	#	%	#	%
1	1	ASUJ	001090	295	60	20.3	116	39.3		-		0.7		-		-	118	40.0	22	7.5	140	47.5
2	1	ATU	001089	247	63	25.5	101	40.9		-		0.4		-		-	102	41.3	11	4.5	113	45.7
3	1	HSU	001098	126	35	27.8	47	37.3		-		-		-		-	47	37.3		7.1	56	44.4
4	1	SAUM	001107	120	34	28.3	35	29.2		-		1.7		-		-	37	30.8		5.8	44	36.7
5	1	UAF	001108	417	72	17.3	244	58.5		-		-		-		-	244	58.5	13	3.1	257	61.6
6	1	UAFS	001110	180	28	15.6	27	15.0		-	16	8.9		-		-	43	23.9	26	14.4	69	38.3
7	1	UALR	001101	133	27	20.3	34	25.6		-		0.8		-		-	35	26.3	13	9.8	48	36.1
8	1	UAM	001085	111	27	24.3	32	28.8		-		0.9		-		-	33	29.7	10	9.0	43	38.7
9	1	UAMS	001109			-		-		-		-		-		-						
10	1	UAPB	001086	166	26	15.7	44	26.5		-		-		-		-	44	26.5	15	9.0	59	35.5
11	1	UCA	001092	361	105	29.1	154	42.7		-		-		-		-	154	42.7	22	6.1	176	48.8
4-Year Universities				2,156	477	22.1	834	38.7		-	23	1.1		-		-	857	39.7	148	6.9	1,005	46.6

NOTES: When a student received more than one award, only the highest award was counted.

TIME PERIOD CONSIDERATIONS:

1. CP Graduates are counted from these graduation dates = '092002', '102002', '112002', '122002', '012003', '022003', '032003', '042003', '052003', so this is essentially through the Spring term.
2. TC Graduates include 1 full academic year plus these graduation dates = '072003', '082003', '092003', '102003', '112003', '122003', so this is through the next Fall term.
3. Associate Graduates include 3 full academic years plus these graduation dates = '072005', '082005', so this includes the next 2 months of July and August.
4. AC Graduates include 4 full academic years plus these graduation dates = '072006', '082006', '092006', '102006', '112006', '122006', so this is through the next Fall term.
5. Baccalaureate Graduates include 6 full academic years plus these graduation dates = '072008', '082008', so this includes the next 2 months of July and August.
6. All counts of less than 10 are not shown due to FERPA

IPEDS/ADHE Graduation Rate Calculation by AGE

Cohort Year selected = 2004 and Time Period Covered = AFTER SIX (6) YEARS (from AY2004 thru AY2009) for Four-Year Universities for Ages Less Than 18.

#	IT	College	FICE	Cohort	Transfers		Bacc.		Adv. Cert.		Assoc.		Tech. Cert.		Cert. Prof.		Graduates		Retained		Success	
					#	%	#	%	#	%	#	%	#	%	#	%	#	%	#	%	#	%
1	1	ASUJ	001090	274	59	21.5	100	36.5		-		0.4		-		-	101	36.9	18	6.6	119	43.4
2	1	ATU	001089	280	52	18.6	117	41.8		-		0.7		2.9		-	127	45.4	15	5.4	142	50.7
3	1	HSU	001098	104	34	32.7	28	26.9		-		-		-		-	28	26.9		7.7	36	34.6
4	1	SAUM	001107	96	23	24.0	26	27.1		-		1.0		-		-	27	28.1		3.1	30	31.3
5	1	UAF	001108	392	64	16.3	231	58.9		-		-		-		-	231	58.9	24	6.1	255	65.1
6	1	UAFS	001110	147	26	17.7	24	16.3		-	10	6.8		-		-	34	23.1	18	12.2	52	35.4
7	1	UALR	001101	127	39	30.7	23	18.1		-		0.8		-		-	24	18.9	13	10.2	37	29.1
8	1	UAM	001085	111	27	24.3	24	21.6		-		0.9		-		-	25	22.5		8.1	34	30.6
9	1	UAMS	001109			-		-		-		-		-		-						
10	1	UAPB	001086	162	19	11.7	54	33.3		-		-		-		-	54	33.3		4.9	62	38.3
11	1	UCA	001092	505	131	25.9	225	44.6		-		-		-		-	225	44.6	16	3.2	241	47.7
4-Year Universities				2,198	474	21.6	852	38.8		-	16	0.7		0.4		-	876	39.9	132	6.0	1,008	45.9

NOTES: When a student received more than one award, only the highest award was counted.

TIME PERIOD CONSIDERATIONS:

1. CP Graduates are counted from these graduation dates = '092003', '102003', '112003', '122003', '012004', '022004', '032004', '042004', '052004', so this is essentially through the Spring term.
2. TC Graduates include 1 full academic year plus these graduation dates = '072004', '082004', '092004', '102004', '112004', '122004', so this is through the next Fall term.
3. Associate Graduates include 3 full academic years plus these graduation dates = '072006', '082006', so this includes the next 2 months of July and August.
4. AC Graduates include 4 full academic years plus these graduation dates = '072007', '082007', '092007', '102007', '112007', '122007', so this is through the next Fall term.
5. Baccalaureate Graduates include 6 full academic years plus these graduation dates = '072009', '082009', so this includes the next 2 months of July and August.
6. All counts of less than 10 are not shown due to FERPA

IPEDS/ADHE Graduation Rate Calculation by AGE

Cohort Year selected = 2005 and Time Period Covered = AFTER SIX (6) YEARS (from AY2005 thru AY2010) for Four-Year Universities for Ages Less Than 18.

#	IT	College	FICE	Cohort	Transfers		Bacc.		Adv. Cert.		Assoc.		Tech. Cert.		Cert. Prof.		Graduates		Retained		Success		
					#	%	#	%	#	%	#	%	#	%	#	%	#	%	#	%	#	%	#
1	1	ASUJ	001090	248	55	22.2	84	33.9		-		0.8		-		-		86	34.7	23	9.3	109	44.0
2	1	ATU	001089	259	60	23.2	99	38.2		-		0.4		1.2		-		103	39.8	18	6.9	121	46.7
3	1	HSU	001098	128	32	25.0	48	37.5		-		-		-		-		48	37.5		7.0	57	44.5
4	1	SAUM	001107	128	30	23.4	34	26.6		-		2.3		-		-		37	28.9		2.3	40	31.3
5	1	UAF	001108	426	89	20.9	245	57.5		-		-		-		-		245	57.5	18	4.2	263	61.7
6	1	UAFS	001110	145	25	17.2	21	14.5		-	15	10.3		-		-		36	24.8	18	12.4	54	37.2
7	1	UALR	001101	143	39	27.3	37	25.9		-		-		-		-		37	25.9	12	8.4	49	34.3
8	1	UAM	001085	111	23	20.7	29	26.1		-		0.9		1.8		-		32	28.8		5.4	38	34.2
9	1	UAMS	001109			-		-		-		-		-		-							
10	1	UAPB	001086	164	29	17.7	42	25.6		-		-		-		-		42	25.6	11	6.7	53	32.3
11	1	UCA	001092	450	115	25.6	207	46.0		-		0.2		-		-		208	46.2	23	5.1	231	51.3
4-Year Universities				2,202	497	22.6	846	38.4		-		23	1.0		0.2		-	874	39.7	141	6.4	1,015	46.1

NOTES: When a student received more than one award, only the highest award was counted.

TIME PERIOD CONSIDERATIONS:

1. CP Graduates are counted from these graduation dates = '092004', '102004', '112004', '122004', '012005', '022005', '032005', '042005', '052005', so this is essentially through the Spring term.
2. TC Graduates include 1 full academic year plus these graduation dates = '072005', '082005', '092005', '102005', '112005', '122005', so this is through the next Fall term.
3. Associate Graduates include 3 full academic years plus these graduation dates = '072007', '082007', so this includes the next 2 months of July and August.
4. AC Graduates include 4 full academic years plus these graduation dates = '072008', '082008', '092008', '102008', '112008', '122008', so this is through the next Fall term.
5. Baccalaureate Graduates include 6 full academic years plus these graduation dates = '072010', '082010', so this includes the next 2 months of July and August.
6. All counts of less than 10 are not shown due to FERPA

IPEDS/ADHE Graduation Rate Calculation by AGE

Cohort Year selected = 2006 and Time Period Covered = AFTER SIX (6) YEARS (from AY2006 thru AY2011) for Four-Year Universities for Ages Less Than 18.

#	IT	College	FICE	Cohort	Transfers		Bacc.		Adv. Cert.		Assoc.		Tech. Cert.		Cert. Prof.		Graduates		Retained		Success		
					#	%	#	%	#	%	#	%	#	%	#	%	#	%	#	%	#	%	#
1	1	ASUJ	001090	266	36	13.5	100	37.6		-		-		-		-		100	37.6	19	7.1	119	44.7
2	1	ATU	001089	302	74	24.5	111	36.8		-		0.3		2.0		-		118	39.1	17	5.6	135	44.7
3	1	HSU	001098	103	29	28.2	32	31.1		-		-		-		-		32	31.1		5.8	38	36.9
4	1	SAUM	001107	105	24	22.9	37	35.2		-		-		-		-		37	35.2		2.9	40	38.1
5	1	UAF	001108	430	82	19.1	255	59.3		-		-		-		-		255	59.3	18	4.2	273	63.5
6	1	UAFS	001110	129	19	14.7	24	18.6		-		5.4		-		-		31	24.0	18	14.0	49	38.0
7	1	UALR	001101	153	42	27.5	37	24.2		-		0.7		-		-		38	24.8	20	13.1	58	37.9
8	1	UAM	001085	117	27	23.1	24	20.5		-		3.4		-		-		28	23.9		5.1	34	29.1
9	1	UAMS	001109			-		-		-		-		-		-							
10	1	UAPB	001086	165	39	23.6	43	26.1		-		-		-		-		43	26.1		4.2	50	30.3
11	1	UCA	001092	480	117	24.4	200	41.7		-		0.6		-		-		203	42.3	40	8.3	243	50.6
4-Year Universities				2,250	489	21.7	863	38.4		-		16	0.7		0.3		-	885	39.3	154	6.8	1,039	46.2

NOTES: When a student received more than one award, only the highest award was counted.

TIME PERIOD CONSIDERATIONS:

1. CP Graduates are counted from these graduation dates = '092005', '102005', '112005', '122005', '012006', '022006', '032006', '042006', '052006', so this is essentially through the Spring term.
2. TC Graduates include 1 full academic year plus these graduation dates = '072006', '082006', '092006', '102006', '112006', '122006', so this is through the next Fall term.
3. Associate Graduates include 3 full academic years plus these graduation dates = '072008', '082008', so this includes the next 2 months of July and August.
4. AC Graduates include 4 full academic years plus these graduation dates = '072009', '082009', '092009', '102009', '112009', '122009', so this is through the next Fall term.
5. Baccalaureate Graduates include 6 full academic years plus these graduation dates = '072011', '082011', so this includes the next 2 months of July and August.
6. All counts of less than 10 are not shown due to FERPA

IPEDS/ADHE Graduation Rate Calculation by AGE

Cohort Year selected = 2007 and Time Period Covered = AFTER SIX (6) YEARS (from AY2007 thru AY2012) for Four-Year Universities for Ages Less Than 18.

#	IT	College	FICE	Cohort	Transfers		Bacc.		Adv. Cert.		Assoc.		Tech. Cert.		Cert. Prof.		Graduates		Retained		Success	
					#	%	#	%	#	%	#	%	#	%	#	%	#	%	#	%	#	%
1	1	ASUJ	001090	289	57	19.7	114	39.4		-		0.3		-		-	115	39.8	19	6.6	134	46.4
2	1	ATU	001089	263	67	25.5	90	34.2		-		1.5		2.3		0.4	101	38.4	14	5.3	115	43.7
3	1	HSU	001098	129	31	24.0	49	38.0		-		-		-		-	49	38.0		4.7	55	42.6
4	1	SAUM	001107	102	23	22.5	36	35.3		-		-		-		-	36	35.3		2.0	38	37.3
5	1	UAF	001108	441	72	16.3	251	56.9		-		-		-		-	251	56.9	21	4.8	272	61.7
6	1	UAFS	001110	154	27	17.5	36	23.4		-	11	7.1		-		-	47	30.5	15	9.7	62	40.3
7	1	UALR	001101	101	29	28.7	17	16.8		-		1.0		-		-	18	17.8	16	15.8	34	33.7
8	1	UAM	001085	126	20	15.9	32	25.4		-		1.6		1.6		0.8	37	29.4	13	10.3	50	39.7
9	1	UAMS	001109			-		-		-		-		-		-		-		-		-
10	1	UAPB	001086	164	22	13.4	50	30.5		-		-		-		-	50	30.5	12	7.3	62	37.8
11	1	UCA	001092	458	85	18.6	208	45.4		-		0.4		-		-	210	45.9	19	4.1	229	50.0
4-Year Universities				2,227	433	19.4	883	39.6		-	21	0.9		0.4		0.1	914	41.0	137	6.2	1,051	47.2

NOTES: When a student received more than one award, only the highest award was counted.

TIME PERIOD CONSIDERATIONS:

1. CP Graduates are counted from these graduation dates = '092006', '102006', '112006', '122006', '012007', '022007', '032007', '042007', '052007', so this is essentially through the Spring term.
2. TC Graduates include 1 full academic year plus these graduation dates = '072007', '082007', '092007', '102007', '112007', '122007', so this is through the next Fall term.
3. Associate Graduates include 3 full academic years plus these graduation dates = '072009', '082009', so this includes the next 2 months of July and August.
4. AC Graduates include 4 full academic years plus these graduation dates = '072010', '082010', '092010', '102010', '112010', '122010', so this is through the next Fall term.
5. Baccalaureate Graduates include 6 full academic years plus these graduation dates = '072012', '082012', so this includes the next 2 months of July and August.
6. All counts of less than 10 are not shown due to FERPA

IPEDS/ADHE Graduation Rate Calculation by AGE

Cohort Year selected = 2003 and Time Period Covered = AFTER SIX (6) YEARS (from AY2003 thru AY2008) for Four-Year Universities for Ages 18-19.

#	IT	College	FICE	Cohort	Transfers		Bacc.		Adv. Cert.		Assoc.		Tech. Cert.		Cert. Prof.		Graduates		Retained		Success	
					#	%	#	%	#	%	#	%	#	%	#	%	#	%	#	%	#	%
1	1	ASUJ	001090	1,136	237	20.9	450	39.6		-		-		-		-	450	39.6	78	6.9	528	46.5
2	1	ATU	001089	815	199	24.4	319	39.1		-		0.2		-		-	321	39.4	40	4.9	361	44.3
3	1	HSU	001098	432	114	26.4	158	36.6		-		-		-		-	158	36.6	22	5.1	180	41.7
4	1	SAUM	001107	411	81	19.7	123	29.9		-		1.0		-		-	127	30.9	15	3.6	142	34.5
5	1	UAF	001108	1,695	289	17.1	954	56.3		-		-		-		-	954	56.3	100	5.9	1,054	62.2
6	1	UAFS	001110	694	114	16.4	79	11.4		-	59	8.5		-		0.4	141	20.3	84	12.1	225	32.4
7	1	UALR	001101	491	121	24.6	101	20.6		-		0.2		-		-	102	20.8	69	14.1	171	34.8
8	1	UAM	001085	356	71	19.9	84	23.6		-		1.4		-		-	89	25.0	21	5.9	110	30.9
9	1	UAMS	001109			-		-		-		-		-		-		-		-		-
10	1	UAPB	001086	518	75	14.5	149	28.8		-		-		-		-	149	28.8	38	7.3	187	36.1
11	1	UCA	001092	1,307	359	27.5	553	42.3		-		-		-		-	553	42.3	66	5.0	619	47.4
4-Year Universities				7,855	1,660	21.1	2,970	37.8		-	71	0.9		-		-	3,044	38.8	533	6.8	3,577	45.5

NOTES: When a student received more than one award, only the highest award was counted.

TIME PERIOD CONSIDERATIONS:

1. CP Graduates are counted from these graduation dates = '092002', '102002', '112002', '122002', '012003', '022003', '032003', '042003', '052003', so this is essentially through the Spring term.
2. TC Graduates include 1 full academic year plus these graduation dates = '072003', '082003', '092003', '102003', '112003', '122003', so this is through the next Fall term.
3. Associate Graduates include 3 full academic years plus these graduation dates = '072005', '082005', so this includes the next 2 months of July and August.
4. AC Graduates include 4 full academic years plus these graduation dates = '072006', '082006', '092006', '102006', '112006', '122006', so this is through the next Fall term.
5. Baccalaureate Graduates include 6 full academic years plus these graduation dates = '072008', '082008', so this includes the next 2 months of July and August.
6. All counts of less than 10 are not shown due to FERPA

IPEDS/ADHE Graduation Rate Calculation by AGE

Cohort Year selected = 2004 and Time Period Covered = AFTER SIX (6) YEARS (from AY2004 thru AY2009) for Four-Year Universities for Ages 18-19.

#	IT	College	FICE	Cohort	Transfers		Bacc.		Adv. Cert.		Assoc.		Tech. Cert.		Cert. Prof.		Graduates		Retained		Success		
					#	%	#	%	#	%	#	%	#	%	#	%	#	%	#	%	#	%	#
1	1	ASUJ	001090	1,010	180	17.8	405	40.1		-		0.3		-		-		408	40.4	75	7.4	483	47.8
2	1	ATU	001089	1,009	231	22.9	396	39.2		-		0.2	36	3.6		-		434	43.0	47	4.7	481	47.7
3	1	HSU	001098	408	92	22.5	145	35.5		-		-		-		-		145	35.5	23	5.6	168	41.2
4	1	SAUM	001107	414	72	17.4	136	32.9		-		0.5		-		-		138	33.3	13	3.1	151	36.5
5	1	UAF	001108	1,840	313	17.0	1,072	58.3		-		-		-		-		1,072	58.3	97	5.3	1,169	63.5
6	1	UAFS	001110	552	99	17.9	85	15.4		-	44	8.0		0.2		0.4		132	23.9	61	11.1	193	35.0
7	1	UALR	001101	446	122	27.4	74	16.6		-		0.2		-		-		75	16.8	43	9.6	118	26.5
8	1	UAM	001085	430	97	22.6	96	22.3		-	10	2.3		1.2		-		111	25.8	31	7.2	142	33.0
9	1	UAMS	001109			-		-		-		-		-		-							
10	1	UAPB	001086	524	68	13.0	120	22.9		-		-		-		-		120	22.9	52	9.9	172	32.8
11	1	UCA	001092	1,816	522	28.7	745	41.0		-		0.1		-		-		747	41.1	92	5.1	839	46.2
4-Year Universities				8,449	1,796	21.3	3,274	38.8		-	64	0.8	42	0.5		-		3,382	40.0	534	6.3	3,916	46.3

NOTES: When a student received more than one award, only the highest award was counted.

TIME PERIOD CONSIDERATIONS:

1. CP Graduates are counted from these graduation dates = '092003', '102003', '112003', '122003', '012004', '022004', '032004', '042004', '052004', so this is essentially through the Spring term.
2. TC Graduates include 1 full academic year plus these graduation dates = '072004', '082004', '092004', '102004', '112004', '122004', so this is through the next Fall term.
3. Associate Graduates include 3 full academic years plus these graduation dates = '072006', '082006', so this includes the next 2 months of July and August.
4. AC Graduates include 4 full academic years plus these graduation dates = '072007', '082007', '092007', '102007', '112007', '122007', so this is through the next Fall term.
5. Baccalaureate Graduates include 6 full academic years plus these graduation dates = '072009', '082009', so this includes the next 2 months of July and August.
6. All counts of less than 10 are not shown due to FERPA

IPEDS/ADHE Graduation Rate Calculation by AGE

Cohort Year selected = 2005 and Time Period Covered = AFTER SIX (6) YEARS (from AY2005 thru AY2010) for Four-Year Universities for Ages 18-19.

#	IT	College	FICE	Cohort	Transfers		Bacc.		Adv. Cert.		Assoc.		Tech. Cert.		Cert. Prof.		Graduates		Retained		Success		
					#	%	#	%	#	%	#	%	#	%	#	%	#	%	#	%	#	%	#
1	1	ASUJ	001090	933	175	18.8	326	34.9		-		0.1		-		-		327	35.0	66	7.1	393	42.1
2	1	ATU	001089	991	247	24.9	362	36.5		-		0.5	23	2.3		-		390	39.4	53	5.3	443	44.7
3	1	HSU	001098	433	107	24.7	133	30.7		-		-		-		-		133	30.7	28	6.5	161	37.2
4	1	SAUM	001107	481	79	16.4	165	34.3		-		0.8		-		-		169	35.1	19	4.0	188	39.1
5	1	UAF	001108	1,953	316	16.2	1,114	57.0		-		-		-		-		1,114	57.0	77	3.9	1,191	61.0
6	1	UAFS	001110	600	116	19.3	93	15.5		-	43	7.2		-		-		136	22.7	67	11.2	203	33.8
7	1	UALR	001101	504	140	27.8	108	21.4		-		0.6		-		-		111	22.0	52	10.3	163	32.3
8	1	UAM	001085	420	75	17.9	108	25.7		-		1.9		-		-		116	27.6	26	6.2	142	33.8
9	1	UAMS	001109			-		-		-		-		-		-							
10	1	UAPB	001086	489	68	13.9	123	25.2		-		-		-		-		123	25.2	31	6.3	154	31.5
11	1	UCA	001092	1,670	423	25.3	713	42.7		-		0.3		-		-		718	43.0	87	5.2	805	48.2
4-Year Universities				8,474	1,746	20.6	3,245	38.3		-	69	0.8	23	0.3		-		3,337	39.4	506	6.0	3,843	45.4

NOTES: When a student received more than one award, only the highest award was counted.

TIME PERIOD CONSIDERATIONS:

1. CP Graduates are counted from these graduation dates = '092004', '102004', '112004', '122004', '012005', '022005', '032005', '042005', '052005', so this is essentially through the Spring term.
2. TC Graduates include 1 full academic year plus these graduation dates = '072005', '082005', '092005', '102005', '112005', '122005', so this is through the next Fall term.
3. Associate Graduates include 3 full academic years plus these graduation dates = '072007', '082007', so this includes the next 2 months of July and August.
4. AC Graduates include 4 full academic years plus these graduation dates = '072008', '082008', '092008', '102008', '112008', '122008', so this is through the next Fall term.
5. Baccalaureate Graduates include 6 full academic years plus these graduation dates = '072010', '082010', so this includes the next 2 months of July and August.
6. All counts of less than 10 are not shown due to FERPA

IPEDS/ADHE Graduation Rate Calculation by AGE

Cohort Year selected = 2006 and Time Period Covered = AFTER SIX (6) YEARS (from AY2006 thru AY2011) for Four-Year Universities for Ages 18-19.

#	IT	College	FICE	Cohort	Transfers		Bacc.		Adv. Cert.		Assoc.		Tech. Cert.		Cert. Prof.		Graduates		Retained		Success		
					#	%	#	%	#	%	#	%	#	%	#	%	#	%	#	%	#	%	#
1	1	ASUJ	001090	1,097	197	18.0	436	39.7		-		0.3		-		-		439	40.0	51	4.6	490	44.7
2	1	ATU	001089	998	195	19.5	430	43.1		-		0.3	23	2.3		-		456	45.7	40	4.0	496	49.7
3	1	HSU	001098	425	134	31.5	130	30.6		-		-		-		-		130	30.6	14	3.3	144	33.9
4	1	SAUM	001107	416	79	19.0	134	32.2		-		0.5		-		-		136	32.7	22	5.3	158	38.0
5	1	UAF	001108	2,206	368	16.7	1,284	58.2		-		-		-		-		1,284	58.2	105	4.8	1,389	63.0
6	1	UAFS	001110	594	107	18.0	113	19.0		-	31	5.2		0.3		0.3		148	24.9	63	10.6	211	35.5
7	1	UALR	001101	503	107	21.3	120	23.9		-		0.2		-		-		121	24.1	40	8.0	161	32.0
8	1	UAM	001085	388	66	17.0	90	23.2		-	12	3.1		2.3		-		111	28.6	27	7.0	138	35.6
9	1	UAMS	001109			-		-		-		-		-		-							
10	1	UAPB	001086	503	68	13.5	119	23.7		-		-		-		-		119	23.7	31	6.2	150	29.8
11	1	UCA	001092	1,823	435	23.9	754	41.4		-		0.1		-		-		755	41.4	90	4.9	845	46.4
4-Year Universities				8,953	1,756	19.6	3,610	40.3		-	53	0.6	34	0.4		-		3,699	41.3	483	5.4	4,182	46.7

NOTES: When a student received more than one award, only the highest award was counted.

TIME PERIOD CONSIDERATIONS:

1. CP Graduates are counted from these graduation dates = '092005', '102005', '112005', '122005', '012006', '022006', '032006', '042006', '052006', so this is essentially through the Spring term.
2. TC Graduates include 1 full academic year plus these graduation dates = '072006', '082006', '092006', '102006', '112006', '122006', so this is through the next Fall term.
3. Associate Graduates include 3 full academic years plus these graduation dates = '072008', '082008', so this includes the next 2 months of July and August.
4. AC Graduates include 4 full academic years plus these graduation dates = '072009', '082009', '092009', '102009', '112009', '122009', so this is through the next Fall term.
5. Baccalaureate Graduates include 6 full academic years plus these graduation dates = '072011', '082011', so this includes the next 2 months of July and August.
6. All counts of less than 10 are not shown due to FERPA

IPEDS/ADHE Graduation Rate Calculation by AGE

Cohort Year selected = 2007 and Time Period Covered = AFTER SIX (6) YEARS (from AY2007 thru AY2012) for Four-Year Universities for Ages 18-19.

#	IT	College	FICE	Cohort	Transfers		Bacc.		Adv. Cert.		Assoc.		Tech. Cert.		Cert. Prof.		Graduates		Retained		Success		
					#	%	#	%	#	%	#	%	#	%	#	%	#	%	#	%	#	%	#
1	1	ASUJ	001090	1,262	236	18.7	511	40.5		-		0.5		-		-		517	41.0	70	5.5	587	46.5
2	1	ATU	001089	1,046	254	24.3	422	40.3		-		0.8	15	1.4		0.3		448	42.8	46	4.4	494	47.2
3	1	HSU	001098	445	114	25.6	156	35.1		-		-		-		-		156	35.1	19	4.3	175	39.3
4	1	SAUM	001107	425	84	19.8	154	36.2		-		0.5		-		-		156	36.7	13	3.1	169	39.8
5	1	UAF	001108	2,254	325	14.4	1,379	61.2		-		-		-		-		1,379	61.2	94	4.2	1,473	65.4
6	1	UAFS	001110	599	108	18.0	140	23.4		-	22	3.7		-		-		162	27.0	81	13.5	243	40.6
7	1	UALR	001101	435	107	24.6	90	20.7		-		0.2		-		-		91	20.9	40	9.2	131	30.1
8	1	UAM	001085	419	86	20.5	92	22.0		0.2	16	3.8		0.7		-		112	26.7	19	4.5	131	31.3
9	1	UAMS	001109			-		-		-		-		-		-							
10	1	UAPB	001086	475	57	12.0	134	28.2		-		-		-		-		134	28.2	19	4.0	153	32.2
11	1	UCA	001092	1,799	460	25.6	737	41.0		-		0.1		-		-		739	41.1	77	4.3	816	45.4
4-Year Universities				9,159	1,831	20.0	3,815	41.7		-	57	0.6	18	0.2		-		3,894	42.5	478	5.2	4,372	47.7

NOTES: When a student received more than one award, only the highest award was counted.

TIME PERIOD CONSIDERATIONS:

1. CP Graduates are counted from these graduation dates = '092006', '102006', '112006', '122006', '012007', '022007', '032007', '042007', '052007', so this is essentially through the Spring term.
2. TC Graduates include 1 full academic year plus these graduation dates = '072007', '082007', '092007', '102007', '112007', '122007', so this is through the next Fall term.
3. Associate Graduates include 3 full academic years plus these graduation dates = '072009', '082009', so this includes the next 2 months of July and August.
4. AC Graduates include 4 full academic years plus these graduation dates = '072010', '082010', '092010', '102010', '112010', '122010', so this is through the next Fall term.
5. Baccalaureate Graduates include 6 full academic years plus these graduation dates = '072012', '082012', so this includes the next 2 months of July and August.
6. All counts of less than 10 are not shown due to FERPA

IPEDS/ADHE Graduation Rate Calculation by AGE

Cohort Year selected = 2003 and Time Period Covered = AFTER SIX (6) YEARS (from AY2003 thru AY2008) for Four-Year Universities for Ages 20-24.

#	IT	College	FICE	Cohort	Transfers		Bacc.		Adv. Cert.		Assoc.		Tech. Cert.		Cert. Prof.		Graduates		Retained		Success	
					#	%	#	%	#	%	#	%	#	%	#	%	#	%	#	%	#	%
1	1	ASUJ	001090	66	10	15.2	10	15.2		-		-		-		-	10	15.2		6.1	14	21.2
2	1	ATU	001089	54		9.3		11.1		-		-		-		-		11.1		7.4	10	18.5
3	1	HSU	001098	44		9.1		18.2		-		-		-		-		18.2		6.8	11	25.0
4	1	SAUM	001107	29		6.9		10.3		-		3.4		-		-		13.8		3.4		17.2
5	1	UAF	001108	33		9.1	10	30.3		-		-		-		-	10	30.3		6.1	12	36.4
6	1	UAFS	001110	91		7.7		1.1		-		1.1		-		-		2.2	11	12.1	13	14.3
7	1	UALR	001101	93	17	18.3		6.5		-		-		-		-		6.5	11	11.8	17	18.3
8	1	UAM	001085	35		8.6		8.6		-		2.9		-		-		11.4		8.6		20.0
9	1	UAMS	001109			-		-		-		-		-		-		-		-		-
10	1	UAPB	001086	28		17.9		14.3		-		-		-		-		14.3		7.1		21.4
11	1	UCA	001092	54		16.7		14.8		-		-		-		-		14.8		1.9		16.7
4-Year Universities				527	65	12.3	59	11.2			0.6						62	11.8	42	8.0	104	19.7

NOTES: When a student received more than one award, only the highest award was counted.

TIME PERIOD CONSIDERATIONS:

1. CP Graduates are counted from these graduation dates = '092002', '102002', '112002', '122002', '012003', '022003', '032003', '042003', '052003', so this is essentially through the Spring term.
2. TC Graduates include 1 full academic year plus these graduation dates = '072003', '082003', '092003', '102003', '112003', '122003', so this is through the next Fall term.
3. Associate Graduates include 3 full academic years plus these graduation dates = '072005', '082005', so this includes the next 2 months of July and August.
4. AC Graduates include 4 full academic years plus these graduation dates = '072006', '082006', '092006', '102006', '112006', '122006', so this is through the next Fall term.
5. Baccalaureate Graduates include 6 full academic years plus these graduation dates = '072008', '082008', so this includes the next 2 months of July and August.
6. All counts of less than 10 are not shown due to FERPA

IPEDS/ADHE Graduation Rate Calculation by AGE

Cohort Year selected = 2004 and Time Period Covered = AFTER SIX (6) YEARS (from AY2004 thru AY2009) for Four-Year Universities for Ages 20-24.

#	IT	College	FICE	Cohort	Transfers		Bacc.		Adv. Cert.		Assoc.		Tech. Cert.		Cert. Prof.		Graduates		Retained		Success		
					#	%	#	%	#	%	#	%	#	%	#	%	#	%	#	%	#	%	
1	1	ASUJ	001090	81		11.1		7.4		-		2.5		-		-		9.9		6.2	13	16.0	
2	1	ATU	001089	79		3.8		11.4		-		2.5	15	19.0		-		26	32.9		6.3	31	39.2
3	1	HSU	001098	16		18.8		12.5		-		-		-		-		12.5		-		12.5	
4	1	SAUM	001107	24		8.3		16.7		-		-		-		-		16.7		-		16.7	
5	1	UAF	001108	31		22.6		29.0		-		-		-		-		29.0		16.1	14	45.2	
6	1	UAFS	001110	33		6.1		3.0		-		9.1		-		-		12.1		12.1		24.2	
7	1	UALR	001101	83		9.6		-		-		-		-		-		-		10.8		10.8	
8	1	UAM	001085	65		6.2		4.6		-		-		9.2		-		13.8		9.2	15	23.1	
9	1	UAMS	001109			-		-		-		-		-		-		-		-		-	
10	1	UAPB	001086	31		16.1		12.9		-		-		-		-		12.9		-		12.9	
11	1	UCA	001092	53	12	22.6		11.3		-		-		-		-		11.3		3.8		15.1	
4-Year Universities				496	55	11.1	44	8.9			1.4	21	4.2				72	14.5	36	7.3	108	21.8	

NOTES: When a student received more than one award, only the highest award was counted.

TIME PERIOD CONSIDERATIONS:

1. CP Graduates are counted from these graduation dates = '092003', '102003', '112003', '122003', '012004', '022004', '032004', '042004', '052004', so this is essentially through the Spring term.
2. TC Graduates include 1 full academic year plus these graduation dates = '072004', '082004', '092004', '102004', '112004', '122004', so this is through the next Fall term.
3. Associate Graduates include 3 full academic years plus these graduation dates = '072006', '082006', so this includes the next 2 months of July and August.
4. AC Graduates include 4 full academic years plus these graduation dates = '072007', '082007', '092007', '102007', '112007', '122007', so this is through the next Fall term.
5. Baccalaureate Graduates include 6 full academic years plus these graduation dates = '072009', '082009', so this includes the next 2 months of July and August.
6. All counts of less than 10 are not shown due to FERPA

IPEDS/ADHE Graduation Rate Calculation by AGE

Cohort Year selected = 2005 and Time Period Covered = AFTER SIX (6) YEARS (from AY2005 thru AY2010) for Four-Year Universities for Ages 20-24.

#	IT	College	FICE	Cohort	Transfers		Bacc.		Adv. Cert.		Assoc.		Tech. Cert.		Cert. Prof.		Graduates		Retained		Success	
					#	%	#	%	#	%	#	%	#	%	#	%	#	%	#	%	#	%
1	1	ASUJ	001090	71	11	15.5	10	14.1		-		-		-		-	10	14.1		5.6	14	19.7
2	1	ATU	001089	70		5.7		5.7		-		4.3	17	24.3		-	24	34.3		11.4	32	45.7
3	1	HSU	001098	15		20.0		20.0		-		-		-		-		20.0		-		20.0
4	1	SAUM	001107	24		-		12.5		-		-		-		-		12.5		-		12.5
5	1	UAF	001108	33		18.2		21.2		-		-		-		-		21.2		12.1	11	33.3
6	1	UAFS	001110	56		7.1		8.9		-		7.1		1.8		-	10	17.9		12.5	17	30.4
7	1	UALR	001101	96	17	17.7	11	11.5		-		1.0		-		-	12	12.5		3.1	15	15.6
8	1	UAM	001085	46		13.0		2.2		-		2.2		4.3		-		8.7		10.9		19.6
9	1	UAMS	001109			-		-		-		-		-		-		-		-		-
10	1	UAPB	001086	33		6.1		6.1		-		-		-		-		6.1		3.0		9.1
11	1	UCA	001092	63		11.1	11	17.5		-		-		-		-	11	17.5		4.8	14	22.2
4-Year Universities				507	60	11.8	57	11.2		-		1.8	20	3.9		-	86	17.0	35	6.9	121	23.9

NOTES: When a student received more than one award, only the highest award was counted.

TIME PERIOD CONSIDERATIONS:

1. CP Graduates are counted from these graduation dates = '092004', '102004', '112004', '122004', '012005', '022005', '032005', '042005', '052005', so this is essentially through the Spring term.
2. TC Graduates include 1 full academic year plus these graduation dates = '072005', '082005', '092005', '102005', '112005', '122005', so this is through the next Fall term.
3. Associate Graduates include 3 full academic years plus these graduation dates = '072007', '082007', so this includes the next 2 months of July and August.
4. AC Graduates include 4 full academic years plus these graduation dates = '072008', '082008', '092008', '102008', '112008', '122008', so this is through the next Fall term.
5. Baccalaureate Graduates include 6 full academic years plus these graduation dates = '072010', '082010', so this includes the next 2 months of July and August.
6. All counts of less than 10 are not shown due to FERPA

IPEDS/ADHE Graduation Rate Calculation by AGE

Cohort Year selected = 2006 and Time Period Covered = AFTER SIX (6) YEARS (from AY2006 thru AY2011) for Four-Year Universities for Ages 20-24.

#	IT	College	FICE	Cohort	Transfers		Bacc.		Adv. Cert.		Assoc.		Tech. Cert.		Cert. Prof.		Graduates		Retained		Success	
					#	%	#	%	#	%	#	%	#	%	#	%	#	%	#	%	#	%
1	1	ASUJ	001090	82		7.3	14	17.1		-		-		-		-	14	17.1		7.3	20	24.4
2	1	ATU	001089	85	15	17.6	11	12.9		-		-		10.6		-	20	23.5		4.7	24	28.2
3	1	HSU	001098	23		21.7		30.4		-		-		-		-		30.4		8.7		39.1
4	1	SAUM	001107	25		8.0		24.0		-		-		-		-		24.0		-		24.0
5	1	UAF	001108	18		22.2		44.4		-		-		-		-		44.4		5.6		50.0
6	1	UAFS	001110	29		3.4		3.4		-		3.4		-		-		6.9		13.8		20.7
7	1	UALR	001101	88	15	17.0		3.4		-		2.3		-		-		5.7	10	11.4	15	17.0
8	1	UAM	001085	47		8.5		10.6		-		2.1		4.3		-		17.0		-		17.0
9	1	UAMS	001109			-		-		-		-		-		-		-		-		-
10	1	UAPB	001086	33		12.1		3.0		-		-		-		-		3.0		-		3.0
11	1	UCA	001092	85	14	16.5		10.6		-		-		-		-		10.6		5.9	14	16.5
4-Year Universities				515	70	13.6	65	12.6		-		0.8	11	2.1		-	80	15.5	32	6.2	112	21.7

NOTES: When a student received more than one award, only the highest award was counted.

TIME PERIOD CONSIDERATIONS:

1. CP Graduates are counted from these graduation dates = '092005', '102005', '112005', '122005', '012006', '022006', '032006', '042006', '052006', so this is essentially through the Spring term.
2. TC Graduates include 1 full academic year plus these graduation dates = '072006', '082006', '092006', '102006', '112006', '122006', so this is through the next Fall term.
3. Associate Graduates include 3 full academic years plus these graduation dates = '072008', '082008', so this includes the next 2 months of July and August.
4. AC Graduates include 4 full academic years plus these graduation dates = '072009', '082009', '092009', '102009', '112009', '122009', so this is through the next Fall term.
5. Baccalaureate Graduates include 6 full academic years plus these graduation dates = '072011', '082011', so this includes the next 2 months of July and August.
6. All counts of less than 10 are not shown due to FERPA

IPEDS/ADHE Graduation Rate Calculation by AGE

Cohort Year selected = 2007 and Time Period Covered = AFTER SIX (6) YEARS (from AY2007 thru AY2012) for Four-Year Universities for Ages 20-24.

#	IT	College	FICE	Cohort	Transfers		Bacc.		Adv. Cert.		Assoc.		Tech. Cert.		Cert. Prof.		Graduates		Retained		Success			
					#	%	#	%	#	%	#	%	#	%	#	%	#	%	#	%	#	%		
1	1	ASUJ	001090	59		13.6		10.2		-		1.7		-		-		11.9		11.9		14	23.7	
2	1	ATU	001089	70		8.6		11.4		-		2.9		8.6		5.7		20		28.6		4.3	23	32.9
3	1	HSU	001098			33.3		11.1		-		-		-		-		11.1		-		-	11.1	
4	1	SAUM	001107	43		2.3		4.7		-		-		-		-		4.7		-		-	4.7	
5	1	UAF	001108	24		25.0		16.7		-		-		-		-		16.7		16.7		-	33.3	
6	1	UAFS	001110	35		8.6		5.7		-		8.6		-		-		14.3		5.7		-	20.0	
7	1	UALR	001101	53		15.1		11.3		-		-		-		-		11.3		17.0		15	28.3	
8	1	UAM	001085	31		-		6.5		-		-		6.5		-		12.9		6.5		-	19.4	
9	1	UAMS	001109			-		-		-		-		-		-		-		-		-	-	
10	1	UAPB	001086	38		5.3		15.8		-		-		-		-		15.8		-		-	15.8	
11	1	UCA	001092	71		7.0	10	14.1		-		-		-		-		10		14.1		9.9	17	23.9
4-Year Universities				433	42	9.7	47	10.9				1.4		1.8		0.9	65	15.0	34	7.9	99	22.9		

NOTES: When a student received more than one award, only the highest award was counted.

TIME PERIOD CONSIDERATIONS:

1. CP Graduates are counted from these graduation dates = '092006', '102006', '112006', '122006', '012007', '022007', '032007', '042007', '052007', so this is essentially through the Spring term.
2. TC Graduates include 1 full academic year plus these graduation dates = '072007', '082007', '092007', '102007', '112007', '122007', so this is through the next Fall term.
3. Associate Graduates include 3 full academic years plus these graduation dates = '072009', '082009', so this includes the next 2 months of July and August.
4. AC Graduates include 4 full academic years plus these graduation dates = '072010', '082010', '092010', '102010', '112010', '122010', so this is through the next Fall term.
5. Baccalaureate Graduates include 6 full academic years plus these graduation dates = '072012', '082012', so this includes the next 2 months of July and August.
6. All counts of less than 10 are not shown due to FERPA

IPEDS/ADHE Graduation Rate Calculation by AGE

Cohort Year selected = 2003 and Time Period Covered = AFTER SIX (6) YEARS (from AY2003 thru AY2008) for Four-Year Universities for Ages 25-34.

#	IT	College	FICE	Cohort	Transfers		Bacc.		Adv. Cert.		Assoc.		Tech. Cert.		Cert. Prof.		Graduates		Retained		Success			
					#	%	#	%	#	%	#	%	#	%	#	%	#	%	#	%	#	%		
1	1	ASUJ	001090	42	10	23.8	10	23.8		-		-		-		-		10		23.8		9.5	14	33.3
2	1	ATU	001089	42		9.5		21.4		-		-		-		-		21.4		4.8		11	26.2	
3	1	HSU	001098	14		21.4		7.1		-		-		-		-		7.1		14.3		-	21.4	
4	1	SAUM	001107	16		18.8		-		-		-		-		-		-		-		-	-	
5	1	UAF	001108			12.5		-		-		-		-		-		-		25.0		-	25.0	
6	1	UAFS	001110	54		5.6		5.6		-		1.9		1.9		1.9		11.1		7.4		10	18.5	
7	1	UALR	001101	20		25.0		5.0		-		-		-		-		5.0		15.0		-	20.0	
8	1	UAM	001085	20		5.0		15.0		-		-		-		-		15.0		15.0		-	30.0	
9	1	UAMS	001109			-		-		-		-		-		-		-		-		-	-	
10	1	UAPB	001086			-		-		-		-		-		-		-		-		-	-	
11	1	UCA	001092	28		14.3		7.1		-		3.6		-		-		10.7		7.1		-	17.9	
4-Year Universities				244	34	13.9	29	11.9				0.8		0.4		0.4	33	13.5	22	9.0	55	22.5		

NOTES: When a student received more than one award, only the highest award was counted.

TIME PERIOD CONSIDERATIONS:

1. CP Graduates are counted from these graduation dates = '092002', '102002', '112002', '122002', '012003', '022003', '032003', '042003', '052003', so this is essentially through the Spring term.
2. TC Graduates include 1 full academic year plus these graduation dates = '072003', '082003', '092003', '102003', '112003', '122003', so this is through the next Fall term.
3. Associate Graduates include 3 full academic years plus these graduation dates = '072005', '082005', so this includes the next 2 months of July and August.
4. AC Graduates include 4 full academic years plus these graduation dates = '072006', '082006', '092006', '102006', '112006', '122006', so this is through the next Fall term.
5. Baccalaureate Graduates include 6 full academic years plus these graduation dates = '072008', '082008', so this includes the next 2 months of July and August.
6. All counts of less than 10 are not shown due to FERPA

IPEDS/ADHE Graduation Rate Calculation by AGE

Cohort Year selected = 2004 and Time Period Covered = AFTER SIX (6) YEARS (from AY2004 thru AY2009) for Four-Year Universities for Ages 25-34.

#	IT	College	FICE	Cohort	Transfers		Bacc.		Adv. Cert.		Assoc.		Tech. Cert.		Cert. Prof.		Graduates		Retained		Success		
					#	%	#	%	#	%	#	%	#	%	#	%	#	%	#	%	#	%	
1	1	ASUJ	001090	45		13.3		13.3		-		4.4		-		-		17.8		-		17.8	
2	1	ATU	001089	50		4.0		16.0		-		2.0	12	24.0		-		21	42.0		-	21	42.0
3	1	HSU	001098			60.0		-		-		-		-		-		-		-		-	
4	1	SAUM	001107			14.3		14.3		-		-		-		-		14.3		-		14.3	
5	1	UAF	001108	13		-		7.7		-		-		-		-		7.7		15.4		23.1	
6	1	UAFS	001110	24		-		-		-		-		-		-		-		16.7		16.7	
7	1	UALR	001101	28		14.3		7.1		-		-		-		-		7.1		7.1		14.3	
8	1	UAM	001085	47		2.1		10.6		-		4.3		17.0		-		15	31.9		6.4	18	38.3
9	1	UAMS	001109			-		-		-		-		-		-		-		-		-	
10	1	UAPB	001086	11		9.1		9.1		-		-		-		-		9.1		-		9.1	
11	1	UCA	001092	29		13.8		24.1		-		-		-		-		24.1		6.9		31.0	
4-Year Universities				259	22	8.5	31	12.0				1.9	20	7.7				56	21.6	13	5.0	69	26.6

NOTES: When a student received more than one award, only the highest award was counted.

TIME PERIOD CONSIDERATIONS:

1. CP Graduates are counted from these graduation dates = '092003', '102003', '112003', '122003', '012004', '022004', '032004', '042004', '052004', so this is essentially through the Spring term.
2. TC Graduates include 1 full academic year plus these graduation dates = '072004', '082004', '092004', '102004', '112004', '122004', so this is through the next Fall term.
3. Associate Graduates include 3 full academic years plus these graduation dates = '072006', '082006', so this includes the next 2 months of July and August.
4. AC Graduates include 4 full academic years plus these graduation dates = '072007', '082007', '092007', '102007', '112007', '122007', so this is through the next Fall term.
5. Baccalaureate Graduates include 6 full academic years plus these graduation dates = '072009', '082009', so this includes the next 2 months of July and August.
6. All counts of less than 10 are not shown due to FERPA

IPEDS/ADHE Graduation Rate Calculation by AGE

Cohort Year selected = 2005 and Time Period Covered = AFTER SIX (6) YEARS (from AY2005 thru AY2010) for Four-Year Universities for Ages 25-34.

#	IT	College	FICE	Cohort	Transfers		Bacc.		Adv. Cert.		Assoc.		Tech. Cert.		Cert. Prof.		Graduates		Retained		Success		
					#	%	#	%	#	%	#	%	#	%	#	%	#	%	#	%	#	%	
1	1	ASUJ	001090	33		12.1		6.1		-		-		-		-		6.1		9.1		15.2	
2	1	ATU	001089	53		1.9		1.9		-		-	14	26.4		-		15	28.3		7.5	19	35.8
3	1	HSU	001098	11		9.1		18.2		-		-		-		-		18.2		9.1		27.3	
4	1	SAUM	001107			22.2		11.1		-		-		-		-		11.1		11.1		22.2	
5	1	UAF	001108	10		-		50.0		-		-		-		-		50.0		10.0		60.0	
6	1	UAFS	001110	24		-		4.2		-		-		4.2		-		8.3		4.2		12.5	
7	1	UALR	001101	17		11.8		11.8		-		-		-		-		11.8		-		11.8	
8	1	UAM	001085	35		5.7		2.9		-		5.7		8.6		-		17.1		5.7		22.9	
9	1	UAMS	001109			-		-		-		-		-		-		-		-		-	
10	1	UAPB	001086			16.7		-		-		-		-		-		-		16.7		16.7	
11	1	UCA	001092	22		13.6		13.6		-		-		-		-		13.6		4.5		18.2	
4-Year Universities				220	16	7.3	18	8.2				0.9	18	8.2				38	17.3	15	6.8	53	24.1

NOTES: When a student received more than one award, only the highest award was counted.

TIME PERIOD CONSIDERATIONS:

1. CP Graduates are counted from these graduation dates = '092004', '102004', '112004', '122004', '012005', '022005', '032005', '042005', '052005', so this is essentially through the Spring term.
2. TC Graduates include 1 full academic year plus these graduation dates = '072005', '082005', '092005', '102005', '112005', '122005', so this is through the next Fall term.
3. Associate Graduates include 3 full academic years plus these graduation dates = '072007', '082007', so this includes the next 2 months of July and August.
4. AC Graduates include 4 full academic years plus these graduation dates = '072008', '082008', '092008', '102008', '112008', '122008', so this is through the next Fall term.
5. Baccalaureate Graduates include 6 full academic years plus these graduation dates = '072010', '082010', so this includes the next 2 months of July and August.
6. All counts of less than 10 are not shown due to FERPA

IPEDS/ADHE Graduation Rate Calculation by AGE

Cohort Year selected = 2006 and Time Period Covered = AFTER SIX (6) YEARS (from AY2006 thru AY2011) for Four-Year Universities for Ages 25-34.

#	IT	College	FICE	Cohort	Transfers		Bacc.		Adv. Cert.		Assoc.		Tech. Cert.		Cert. Prof.		Graduates		Retained		Success		
					#	%	#	%	#	%	#	%	#	%	#	%	#	%	#	%	#	%	
1	1	ASUJ	001090	31		9.7		19.4		-		-		-		-		19.4		9.7		29.0	
2	1	ATU	001089	47		12.8		12.8		-		4.3		17.0		-		16	34.0		6.4	19	40.4
3	1	HSU	001098			-		14.3		-		-		-		-		14.3		14.3		28.6	
4	1	SAUM	001107	14		28.6		14.3		-		7.1		-		-		21.4		-		21.4	
5	1	UAF	001108			28.6		28.6		-		-		-		-		28.6		14.3		42.9	
6	1	UAFS	001110	18		5.6		-		-		5.6		-		-		5.6		5.6		11.1	
7	1	UALR	001101	18		22.2		11.1		-		5.6		-		-		16.7		-		16.7	
8	1	UAM	001085	35		8.6		8.6		-		2.9		8.6		-		20.0		-		20.0	
9	1	UAMS	001109			-		-		-		-		-		-		-		-		-	
10	1	UAPB	001086			11.1		11.1		-		-		-		-		11.1		-		11.1	
11	1	UCA	001092	25		16.0		4.0		-		-		-		-		4.0		4.0		8.0	
4-Year Universities				211	28	13.3	24	11.4				2.8	11	5.2				41	19.4	10	4.7	51	24.2

NOTES: When a student received more than one award, only the highest award was counted.

TIME PERIOD CONSIDERATIONS:

1. CP Graduates are counted from these graduation dates = '092005', '102005', '112005', '122005', '012006', '022006', '032006', '042006', '052006', so this is essentially through the Spring term.
2. TC Graduates include 1 full academic year plus these graduation dates = '072006', '082006', '092006', '102006', '112006', '122006', so this is through the next Fall term.
3. Associate Graduates include 3 full academic years plus these graduation dates = '072008', '082008', so this includes the next 2 months of July and August.
4. AC Graduates include 4 full academic years plus these graduation dates = '072009', '082009', '092009', '102009', '112009', '122009', so this is through the next Fall term.
5. Baccalaureate Graduates include 6 full academic years plus these graduation dates = '072011', '082011', so this includes the next 2 months of July and August.
6. All counts of less than 10 are not shown due to FERPA

IPEDS/ADHE Graduation Rate Calculation by AGE

Cohort Year selected = 2007 and Time Period Covered = AFTER SIX (6) YEARS (from AY2007 thru AY2012) for Four-Year Universities for Ages 25-34.

#	IT	College	FICE	Cohort	Transfers		Bacc.		Adv. Cert.		Assoc.		Tech. Cert.		Cert. Prof.		Graduates		Retained		Success		
					#	%	#	%	#	%	#	%	#	%	#	%	#	%	#	%	#	%	
1	1	ASUJ	001090	40		7.5	10	25.0		-		-		-		-		10	25.0		20.0	18	45.0
2	1	ATU	001089	32		6.3		12.5		-		3.1		-		9.4		25.0		3.1		28.1	
3	1	HSU	001098			-		-		-		-		-		-		-		-		-	
4	1	SAUM	001107	14		35.7		7.1		-		7.1		-		-		14.3		-		14.3	
5	1	UAF	001108			-		33.3		-		-		-		-		33.3		-		33.3	
6	1	UAFS	001110	10		10.0		-		-		-		-		-		-		20.0		20.0	
7	1	UALR	001101	11		27.3		-		-		9.1		-		-		9.1		9.1		18.2	
8	1	UAM	001085	29		6.9		6.9		-		-		6.9		-		13.8		3.4		17.2	
9	1	UAMS	001109			-		-		-		-		-		-		-		-		-	
10	1	UAPB	001086	12		16.7		8.3		-		-		-		-		8.3		8.3		16.7	
11	1	UCA	001092	23		26.1		4.3		-		-		-		-		4.3		4.3		8.7	
4-Year Universities				180	24	13.3	21	11.7				1.7	1.1					29	16.1	15	8.3	44	24.4

NOTES: When a student received more than one award, only the highest award was counted.

TIME PERIOD CONSIDERATIONS:

1. CP Graduates are counted from these graduation dates = '092006', '102006', '112006', '122006', '012007', '022007', '032007', '042007', '052007', so this is essentially through the Spring term.
2. TC Graduates include 1 full academic year plus these graduation dates = '072007', '082007', '092007', '102007', '112007', '122007', so this is through the next Fall term.
3. Associate Graduates include 3 full academic years plus these graduation dates = '072009', '082009', so this includes the next 2 months of July and August.
4. AC Graduates include 4 full academic years plus these graduation dates = '072010', '082010', '092010', '102010', '112010', '122010', so this is through the next Fall term.
5. Baccalaureate Graduates include 6 full academic years plus these graduation dates = '072012', '082012', so this includes the next 2 months of July and August.
6. All counts of less than 10 are not shown due to FERPA

IPEDS/ADHE Graduation Rate Calculation by AGE

Cohort Year selected = 2003 and Time Period Covered = AFTER SIX (6) YEARS (from AY2003 thru AY2008) for Four-Year Universities for Ages 35-44.

#	IT	College	FICE	Cohort	Transfers		Bacc.		Adv. Cert.		Assoc.		Tech. Cert.		Cert. Prof.		Graduates		Retained		Success			
					#	%	#	%	#	%	#	%	#	%	#	%	#	%	#	%	#	%		
1	1	ASUJ	001090			-		25.0		-		25.0		-		-		50.0		25.0		75.0		
2	1	ATU	001089	10		10.0		30.0		-		-		-		-		30.0		-		30.0		
3	1	HSU	001098			100.0		-		-		-		-		-		-		-		-		
4	1	SAUM	001107			-		50.0		-		-		-		-		50.0		-		50.0		
5	1	UAF	001108			-		-		-		-		-		-		-		-		-		
6	1	UAFS	001110	15		6.7		13.3		-		6.7		-		-		20.0		13.3		33.3		
7	1	UALR	001101			-		-		-		100.0		-		-		100.0		-		100.0		
8	1	UAM	001085			-		75.0		-		-		-		-		75.0		-		75.0		
9	1	UAMS	001109			-		-		-		-		-		-		-		-		-		
10	1	UAPB	001086			-		50.0		-		-		-		-		50.0		25.0		75.0		
11	1	UCA	001092	12		8.3		50.0		-		-		-		-		50.0		8.3		58.3		
4-Year Universities				54		7.4		18		33.3		5.6		-		-		21		38.9		9.3	26	48.1

NOTES: When a student received more than one award, only the highest award was counted.

TIME PERIOD CONSIDERATIONS:

1. CP Graduates are counted from these graduation dates = '092002', '102002', '112002', '122002', '012003', '022003', '032003', '042003', '052003', so this is essentially through the Spring term.
2. TC Graduates include 1 full academic year plus these graduation dates = '072003', '082003', '092003', '102003', '112003', '122003', so this is through the next Fall term.
3. Associate Graduates include 3 full academic years plus these graduation dates = '072005', '082005', so this includes the next 2 months of July and August.
4. AC Graduates include 4 full academic years plus these graduation dates = '072006', '082006', '092006', '102006', '112006', '122006', so this is through the next Fall term.
5. Baccalaureate Graduates include 6 full academic years plus these graduation dates = '072008', '082008', so this includes the next 2 months of July and August.
6. All counts of less than 10 are not shown due to FERPA

IPEDS/ADHE Graduation Rate Calculation by AGE

Cohort Year selected = 2004 and Time Period Covered = AFTER SIX (6) YEARS (from AY2004 thru AY2009) for Four-Year Universities for Ages 35-44.

#	IT	College	FICE	Cohort	Transfers		Bacc.		Adv. Cert.		Assoc.		Tech. Cert.		Cert. Prof.		Graduates		Retained		Success				
					#	%	#	%	#	%	#	%	#	%	#	%	#	%	#	%	#	%			
1	1	ASUJ	001090	16		12.5		-		-		6.3		-		-		6.3		18.8		25.0			
2	1	ATU	001089	21		-		14.3		-		4.8		42.9		-		13		61.9		14.3	76.2		
3	1	HSU	001098			-		-		-		-		-		-		-		-		-			
4	1	SAUM	001107			-		-		-		-		-		-		-		-		-			
5	1	UAF	001108			-		-		-		-		-		-		-		-		-			
6	1	UAFS	001110	12		-		16.7		-		16.7		-		-		33.3		16.7		50.0			
7	1	UALR	001101			-		-		-		-		-		-		-		14.3		14.3			
8	1	UAM	001085	15		6.7		6.7		-		6.7		33.3		-		46.7		6.7		53.3			
9	1	UAMS	001109			-		-		-		-		-		-		-		-		-			
10	1	UAPB	001086			25.0		75.0		-		-		-		-		75.0		-		75.0			
11	1	UCA	001092			11.1		55.6		-		-		-		-		55.6		-		55.6			
4-Year Universities				86		5.8		14		16.3		5.8		14		16.3		33		38.4		10	11.6	43	50.0

NOTES: When a student received more than one award, only the highest award was counted.

TIME PERIOD CONSIDERATIONS:

1. CP Graduates are counted from these graduation dates = '092003', '102003', '112003', '122003', '012004', '022004', '032004', '042004', '052004', so this is essentially through the Spring term.
2. TC Graduates include 1 full academic year plus these graduation dates = '072004', '082004', '092004', '102004', '112004', '122004', so this is through the next Fall term.
3. Associate Graduates include 3 full academic years plus these graduation dates = '072006', '082006', so this includes the next 2 months of July and August.
4. AC Graduates include 4 full academic years plus these graduation dates = '072007', '082007', '092007', '102007', '112007', '122007', so this is through the next Fall term.
5. Baccalaureate Graduates include 6 full academic years plus these graduation dates = '072009', '082009', so this includes the next 2 months of July and August.
6. All counts of less than 10 are not shown due to FERPA

IPEDS/ADHE Graduation Rate Calculation by AGE

Cohort Year selected = 2005 and Time Period Covered = AFTER SIX (6) YEARS (from AY2005 thru AY2010) for Four-Year Universities for Ages 35-44.

#	IT	College	FICE	Cohort	Transfers		Bacc.		Adv. Cert.		Assoc.		Tech. Cert.		Cert. Prof.		Graduates		Retained		Success		
					#	%	#	%	#	%	#	%	#	%	#	%	#	%	#	%	#	%	
1	1	ASUJ	001090	14		14.3		21.4		-		7.1		-		-		28.6		14.3		42.9	
2	1	ATU	001089	24		-		12.5		-		4.2		29.2		-		11	45.8		8.3	13	54.2
3	1	HSU	001098			-		-		-		-		-		-		-		-		-	
4	1	SAUM	001107			33.3		66.7		-		-		-		-		66.7		-		66.7	
5	1	UAF	001108			-		-		-		-		-		-		-		-		-	
6	1	UAFS	001110			-		-		-		-		-		-		-		33.3		33.3	
7	1	UALR	001101			100.0		-		-		-		-		-		-		-		-	
8	1	UAM	001085	16		6.3		6.3		-		-		25.0		-		31.3		6.3		37.5	
9	1	UAMS	001109			-		-		-		-		-		-		-		-		-	
10	1	UAPB	001086			50.0		-		-		-		-		-		-		-		-	
11	1	UCA	001092	10		20.0		30.0		-		-		-		-		30.0		-		30.0	
4-Year Universities				76		10.5	12	15.8				2.6	11	14.5				25	32.9		9.2	32	42.1

NOTES: When a student received more than one award, only the highest award was counted.

TIME PERIOD CONSIDERATIONS:

1. CP Graduates are counted from these graduation dates = '092004', '102004', '112004', '122004', '012005', '022005', '032005', '042005', '052005', so this is essentially through the Spring term.
2. TC Graduates include 1 full academic year plus these graduation dates = '072005', '082005', '092005', '102005', '112005', '122005', so this is through the next Fall term.
3. Associate Graduates include 3 full academic years plus these graduation dates = '072007', '082007', so this includes the next 2 months of July and August.
4. AC Graduates include 4 full academic years plus these graduation dates = '072008', '082008', '092008', '102008', '112008', '122008', so this is through the next Fall term.
5. Baccalaureate Graduates include 6 full academic years plus these graduation dates = '072010', '082010', so this includes the next 2 months of July and August.
6. All counts of less than 10 are not shown due to FERPA

IPEDS/ADHE Graduation Rate Calculation by AGE

Cohort Year selected = 2006 and Time Period Covered = AFTER SIX (6) YEARS (from AY2006 thru AY2011) for Four-Year Universities for Ages 35-44.

#	IT	College	FICE	Cohort	Transfers		Bacc.		Adv. Cert.		Assoc.		Tech. Cert.		Cert. Prof.		Graduates		Retained		Success		
					#	%	#	%	#	%	#	%	#	%	#	%	#	%	#	%	#	%	
1	1	ASUJ	001090	11		18.2		18.2		-		18.2		-		-		36.4		9.1		45.5	
2	1	ATU	001089	19		-		10.5		-		15.8		15.8		-		42.1		5.3		47.4	
3	1	HSU	001098			-		-		-		-		-		-		-		-		-	
4	1	SAUM	001107			-		-		-		20.0		-		-		20.0		20.0		40.0	
5	1	UAF	001108			-		-		-		-		-		-		-		-		-	
6	1	UAFS	001110			-		-		-		-		-		-		-		-		-	
7	1	UALR	001101			-		-		-		-		-		-		-		-		-	
8	1	UAM	001085	17		11.8		5.9		-		5.9		35.3		-		47.1		-		47.1	
9	1	UAMS	001109			-		-		-		-		-		-		-		-		-	
10	1	UAPB	001086			50.0		-		-		-		-		-		-		-		-	
11	1	UCA	001092			-		44.4		-		-		-		-		44.4		11.1		55.6	
4-Year Universities				69		8.7		13.0				10.1		13.0				25	36.2		5.8	29	42.0

NOTES: When a student received more than one award, only the highest award was counted.

TIME PERIOD CONSIDERATIONS:

1. CP Graduates are counted from these graduation dates = '092005', '102005', '112005', '122005', '012006', '022006', '032006', '042006', '052006', so this is essentially through the Spring term.
2. TC Graduates include 1 full academic year plus these graduation dates = '072006', '082006', '092006', '102006', '112006', '122006', so this is through the next Fall term.
3. Associate Graduates include 3 full academic years plus these graduation dates = '072008', '082008', so this includes the next 2 months of July and August.
4. AC Graduates include 4 full academic years plus these graduation dates = '072009', '082009', '092009', '102009', '112009', '122009', so this is through the next Fall term.
5. Baccalaureate Graduates include 6 full academic years plus these graduation dates = '072011', '082011', so this includes the next 2 months of July and August.
6. All counts of less than 10 are not shown due to FERPA

IPEDS/ADHE Graduation Rate Calculation by AGE

Cohort Year selected = 2007 and Time Period Covered = AFTER SIX (6) YEARS (from AY2007 thru AY2012) for Four-Year Universities for Ages 35-44.

#	IT	College	FICE	Cohort	Transfers		Bacc.		Adv. Cert.		Assoc.		Tech. Cert.		Cert. Prof.		Graduates		Retained		Success		
					#	%	#	%	#	%	#	%	#	%	#	%	#	%	#	%	#	%	#
1	1	ASUJ	001090	11		-		36.4		-		-		-		-		36.4		-		36.4	
2	1	ATU	001089	15		-		20.0		-	20.0		6.7		-		-	46.7		-		46.7	
3	1	HSU	001098			-		-		-	-		-		-		-		100.0		-	100.0	
4	1	SAUM	001107			66.7		-		-	-		-		-		-		-		-	-	
5	1	UAF	001108			-		-		-	-		-		-		-		-		-	-	
6	1	UAFS	001110			-		33.3		-	-		-		-		-		33.3		-	33.3	
7	1	UALR	001101			-		-		-	20.0		-		-		-		20.0		20.0	40.0	
8	1	UAM	001085	16		-		-		-	6.3		37.5		6.3		-		50.0		-	50.0	
9	1	UAMS	001109			-		-		-	-		-		-		-		-		-	-	
10	1	UAPB	001086			-		-		-	-		-		-		-		-		-	-	
11	1	UCA	001092			-		-		-	-		-		-		-		-		-	-	
4-Year Universities				57		3.5		14.0		-	8.8		12.3		1.8		21	36.8		3.5		23	40.4

NOTES: When a student received more than one award, only the highest award was counted.

TIME PERIOD CONSIDERATIONS:

1. CP Graduates are counted from these graduation dates = '092006', '102006', '112006', '122006', '012007', '022007', '032007', '042007', '052007', so this is essentially through the Spring term.
2. TC Graduates include 1 full academic year plus these graduation dates = '072007', '082007', '092007', '102007', '112007', '122007', so this is through the next Fall term.
3. Associate Graduates include 3 full academic years plus these graduation dates = '072009', '082009', so this includes the next 2 months of July and August.
4. AC Graduates include 4 full academic years plus these graduation dates = '072010', '082010', '092010', '102010', '112010', '122010', so this is through the next Fall term.
5. Baccalaureate Graduates include 6 full academic years plus these graduation dates = '072012', '082012', so this includes the next 2 months of July and August.
6. All counts of less than 10 are not shown due to FERPA

IPEDS/ADHE Graduation Rate Calculation by AGE

Cohort Year selected = 2003 and Time Period Covered = AFTER SIX (6) YEARS (from AY2003 thru AY2008) for Four-Year Universities for Ages 45-54.

#	IT	College	FICE	Cohort	Transfers		Bacc.		Adv. Cert.		Assoc.		Tech. Cert.		Cert. Prof.		Graduates		Retained		Success	
					#	%	#	%	#	%	#	%	#	%	#	%	#	%	#	%	#	%
1	1	ASUJ	001090			33.3		-		-	-		-		-		-		-		-	-
2	1	ATU	001089			-		50.0		-	-		-		-		-		50.0		-	50.0
3	1	HSU	001098			-		-		-	-		-		-		-		-		-	-
4	1	SAUM	001107			-		-		-	-		-		-		-		-		-	-
5	1	UAF	001108			-		33.3		-	-		-		-		-		33.3		-	33.3
6	1	UAFS	001110			16.7		-		-	-		-		16.7		-		16.7		-	16.7
7	1	UALR	001101			-		-		-	-		-		-		-		-		-	-
8	1	UAM	001085			-		50.0		-	-		-		-		-		50.0		-	50.0
9	1	UAMS	001109			-		-		-	-		-		-		-		-		-	-
10	1	UAPB	001086			-		-		-	-		-		-		-		-		100.0	100.0
11	1	UCA	001092			50.0		50.0		-	-		-		-		-		50.0		-	50.0
4-Year Universities				23		13.0		17.4		-	-		-		4.3		21.7		8.7		30.4	

NOTES: When a student received more than one award, only the highest award was counted.

TIME PERIOD CONSIDERATIONS:

1. CP Graduates are counted from these graduation dates = '092002', '102002', '112002', '122002', '012003', '022003', '032003', '042003', '052003', so this is essentially through the Spring term.
2. TC Graduates include 1 full academic year plus these graduation dates = '072003', '082003', '092003', '102003', '112003', '122003', so this is through the next Fall term.
3. Associate Graduates include 3 full academic years plus these graduation dates = '072005', '082005', so this includes the next 2 months of July and August.
4. AC Graduates include 4 full academic years plus these graduation dates = '072006', '082006', '092006', '102006', '112006', '122006', so this is through the next Fall term.
5. Baccalaureate Graduates include 6 full academic years plus these graduation dates = '072008', '082008', so this includes the next 2 months of July and August.
6. All counts of less than 10 are not shown due to FERPA

IPEDS/ADHE Graduation Rate Calculation by AGE

Cohort Year selected = 2004 and Time Period Covered = AFTER SIX (6) YEARS (from AY2004 thru AY2009) for Four-Year Universities for Ages 45-54.

#	IT	College	FICE	Cohort	Transfers		Bacc.		Adv. Cert.		Assoc.		Tech. Cert.		Cert. Prof.		Graduates		Retained		Success		
					#	%	#	%	#	%	#	%	#	%	#	%	#	%	#	%	#	%	#
1	1	ASUJ	001090			33.3		16.7		-		-		-		-		16.7		-		16.7	
2	1	ATU	001089			-		22.2		-		-		33.3		-		55.6		11.1		66.7	
3	1	HSU	001098			-		-		-		-		-		-		-		-		-	
4	1	SAUM	001107			-		100.0		-		-		-		-		100.0		-		100.0	
5	1	UAF	001108			-		-		-		-		-		-		-		-		-	
6	1	UAFS	001110			-		25.0		-		-		-		-		25.0		25.0		50.0	
7	1	UALR	001101			-		-		-		-		-		-		-		-		-	
8	1	UAM	001085			-		-		-		-		14.3		-		14.3		-		14.3	
9	1	UAMS	001109			-		-		-		-		-		-		-		-		-	
10	1	UAPB	001086			-		100.0		-		-		-		-		100.0		-		100.0	
11	1	UCA	001092			50.0		-		-		-		-		-		-		-		-	
4-Year Universities				30		10.0		20.0						13.3				10	33.3		6.7	12	40.0

NOTES: When a student received more than one award, only the highest award was counted.

TIME PERIOD CONSIDERATIONS:

1. CP Graduates are counted from these graduation dates = '092003', '102003', '112003', '122003', '012004', '022004', '032004', '042004', '052004', so this is essentially through the Spring term.
2. TC Graduates include 1 full academic year plus these graduation dates = '072004', '082004', '092004', '102004', '112004', '122004', so this is through the next Fall term.
3. Associate Graduates include 3 full academic years plus these graduation dates = '072006', '082006', so this includes the next 2 months of July and August.
4. AC Graduates include 4 full academic years plus these graduation dates = '072007', '082007', '092007', '102007', '112007', '122007', so this is through the next Fall term.
5. Baccalaureate Graduates include 6 full academic years plus these graduation dates = '072009', '082009', so this includes the next 2 months of July and August.
6. All counts of less than 10 are not shown due to FERPA

IPEDS/ADHE Graduation Rate Calculation by AGE

Cohort Year selected = 2005 and Time Period Covered = AFTER SIX (6) YEARS (from AY2005 thru AY2010) for Four-Year Universities for Ages 45-54.

#	IT	College	FICE	Cohort	Transfers		Bacc.		Adv. Cert.		Assoc.		Tech. Cert.		Cert. Prof.		Graduates		Retained		Success	
					#	%	#	%	#	%	#	%	#	%	#	%	#	%	#	%	#	%
1	1	ASUJ	001090			25.0		50.0		-		-		-		-		50.0		-		50.0
2	1	ATU	001089			-		-		-		20.0		40.0		-		60.0		-		60.0
3	1	HSU	001098			-		-		-		-		-		-		-		-		-
4	1	SAUM	001107			-		-		-		-		-		-		-		-		-
5	1	UAF	001108			-		-		-		-		-		-		-		-		-
6	1	UAFS	001110			-		-		-		-		-		-		-		-		-
7	1	UALR	001101			-		-		-		-		-		-		-		-		-
8	1	UAM	001085			-		-		-		-		50.0		-		50.0		-		50.0
9	1	UAMS	001109			-		-		-		-		-		-		-		-		-
10	1	UAPB	001086			-		-		-		-		-		-		-		-		-
11	1	UCA	001092			-		-		-		-		-		-		-		-		-
4-Year Universities				16		6.3		12.5				6.3		18.8				37.5				37.5

NOTES: When a student received more than one award, only the highest award was counted.

TIME PERIOD CONSIDERATIONS:

1. CP Graduates are counted from these graduation dates = '092004', '102004', '112004', '122004', '012005', '022005', '032005', '042005', '052005', so this is essentially through the Spring term.
2. TC Graduates include 1 full academic year plus these graduation dates = '072005', '082005', '092005', '102005', '112005', '122005', so this is through the next Fall term.
3. Associate Graduates include 3 full academic years plus these graduation dates = '072007', '082007', so this includes the next 2 months of July and August.
4. AC Graduates include 4 full academic years plus these graduation dates = '072008', '082008', '092008', '102008', '112008', '122008', so this is through the next Fall term.
5. Baccalaureate Graduates include 6 full academic years plus these graduation dates = '072010', '082010', so this includes the next 2 months of July and August.
6. All counts of less than 10 are not shown due to FERPA

IPEDS/ADHE Graduation Rate Calculation by AGE

Cohort Year selected = 2006 and Time Period Covered = AFTER SIX (6) YEARS (from AY2006 thru AY2011) for Four-Year Universities for Ages 45-54.

#	IT	College	FICE	Cohort	Transfers		Bacc.		Adv. Cert.		Assoc.		Tech. Cert.		Cert. Prof.		Graduates		Retained		Success		
					#	%	#	%	#	%	#	%	#	%	#	%	#	%	#	%	#	%	
1	1	ASUJ	001090			-		50.0		-		-		-		-		50.0		25.0		75.0	
2	1	ATU	001089			-		25.0		-		-		37.5		-		62.5		-		62.5	
3	1	HSU	001098			-		-		-		-		-		-		-		-		-	
4	1	SAUM	001107			-		100.0		-		-		-		-		100.0		-		100.0	
5	1	UAF	001108			-		50.0		-		-		-		-		50.0		-		50.0	
6	1	UAFS	001110			-		-		-		-		-		-		-		-		-	
7	1	UALR	001101			-		-		-		-		-		-		-		-		-	
8	1	UAM	001085	19		-		-		-		-	12	63.2		-		12	63.2		-	12	63.2
9	1	UAMS	001109			-		-		-		-		-		-		-		-		-	
10	1	UAPB	001086			-		-		-		-		-		-		-		-		-	
11	1	UCA	001092			-		-		-		-		-		-		-		-		-	
4-Year Universities				36		-		16.7		-		-	15	41.7		-		21	58.3		2.8	22	61.1

NOTES: When a student received more than one award, only the highest award was counted.

TIME PERIOD CONSIDERATIONS:

1. CP Graduates are counted from these graduation dates = '092005', '102005', '112005', '122005', '012006', '022006', '032006', '042006', '052006', so this is essentially through the Spring term.
2. TC Graduates include 1 full academic year plus these graduation dates = '072006', '082006', '092006', '102006', '112006', '122006', so this is through the next Fall term.
3. Associate Graduates include 3 full academic years plus these graduation dates = '072008', '082008', so this includes the next 2 months of July and August.
4. AC Graduates include 4 full academic years plus these graduation dates = '072009', '082009', '092009', '102009', '112009', '122009', so this is through the next Fall term.
5. Baccalaureate Graduates include 6 full academic years plus these graduation dates = '072011', '082011', so this includes the next 2 months of July and August.
6. All counts of less than 10 are not shown due to FERPA

IPEDS/ADHE Graduation Rate Calculation by AGE

Cohort Year selected = 2007 and Time Period Covered = AFTER SIX (6) YEARS (from AY2007 thru AY2012) for Four-Year Universities for Ages 45-54.

#	IT	College	FICE	Cohort	Transfers		Bacc.		Adv. Cert.		Assoc.		Tech. Cert.		Cert. Prof.		Graduates		Retained		Success	
					#	%	#	%	#	%	#	%	#	%	#	%	#	%	#	%	#	%
1	1	ASUJ	001090			-		-		-		-		-		-		-		-		-
2	1	ATU	001089			-		-		-		-		-		-		-		28.6		28.6
3	1	HSU	001098			-		-		-		-		-		-		-		-		-
4	1	SAUM	001107			-		-		-		-		-		-		-		100.0		100.0
5	1	UAF	001108			-		-		-		-		-		-		-		-		-
6	1	UAFS	001110			-		100.0		-		-		-		-		100.0		-		100.0
7	1	UALR	001101			-		-		-		-		-		-		-		-		-
8	1	UAM	001085	12		-		-		-	8.3		33.3		-			41.7		-		41.7
9	1	UAMS	001109			-		-		-		-		-		-		-		-		-
10	1	UAPB	001086			-		-		-		-		-		-		-		-		-
11	1	UCA	001092			-		-		-		-		-		-		-		-		-
4-Year Universities				22		-		4.5		-	4.5		18.2		-			27.3		13.6		40.9

NOTES: When a student received more than one award, only the highest award was counted.

TIME PERIOD CONSIDERATIONS:

1. CP Graduates are counted from these graduation dates = '092006', '102006', '112006', '122006', '012007', '022007', '032007', '042007', '052007', so this is essentially through the Spring term.
2. TC Graduates include 1 full academic year plus these graduation dates = '072007', '082007', '092007', '102007', '112007', '122007', so this is through the next Fall term.
3. Associate Graduates include 3 full academic years plus these graduation dates = '072009', '082009', so this includes the next 2 months of July and August.
4. AC Graduates include 4 full academic years plus these graduation dates = '072010', '082010', '092010', '102010', '112010', '122010', so this is through the next Fall term.
5. Baccalaureate Graduates include 6 full academic years plus these graduation dates = '072012', '082012', so this includes the next 2 months of July and August.
6. All counts of less than 10 are not shown due to FERPA

IPEDS/ADHE Graduation Rate Calculation by AGE

Cohort Year selected = 2003 and Time Period Covered = AFTER SIX (6) YEARS (from AY2003 thru AY2008) for Four-Year Universities for Ages 55 or Older.

#	IT	College	FICE	Cohort	Transfers		Bacc.		Adv. Cert.		Assoc.		Tech. Cert.		Cert. Prof.		Graduates		Retained		Success	
					#	%	#	%	#	%	#	%	#	%	#	%	#	%	#	%	#	%
1	1	ASUJ	001090			-		-		-		-		-		-		-		-		-
2	1	ATU	001089			-		-		-		-		-		-		-		-		-
3	1	HSU	001098			-		-		-		-		-		-		-		-		-
4	1	SAUM	001107			-		-		-		-		-		-		-		-		-
5	1	UAF	001108			-		-		-		-		-		-		-		-		-
6	1	UAFS	001110			-		-		-		-		-		-		-		-		-
7	1	UALR	001101			-		-		-		-		-		-		-		-		-
8	1	UAM	001085			-		-		-		-		-		-		-		-		-
9	1	UAMS	001109			-		-		-		-		-		-		-		-		-
10	1	UAPB	001086			-		-		-		-		-		-		-		-		-
11	1	UCA	001092			-		-		-		-		-		-		-		-		-
4-Year Universities						-		-		-		-		-		-		-		-		-

NOTES: When a student received more than one award, only the highest award was counted.

TIME PERIOD CONSIDERATIONS:

1. CP Graduates are counted from these graduation dates = '092002', '102002', '112002', '122002', '012003', '022003', '032003', '042003', '052003', so this is essentially through the Spring term.
2. TC Graduates include 1 full academic year plus these graduation dates = '072003', '082003', '092003', '102003', '112003', '122003', so this is through the next Fall term.
3. Associate Graduates include 3 full academic years plus these graduation dates = '072005', '082005', so this includes the next 2 months of July and August.
4. AC Graduates include 4 full academic years plus these graduation dates = '072006', '082006', '092006', '102006', '112006', '122006', so this is through the next Fall term.
5. Baccalaureate Graduates include 6 full academic years plus these graduation dates = '072008', '082008', so this includes the next 2 months of July and August.
6. All counts of less than 10 are not shown due to FERPA

IPEDS/ADHE Graduation Rate Calculation by AGE

Cohort Year selected = 2004 and Time Period Covered = AFTER SIX (6) YEARS (from AY2004 thru AY2009) for Four-Year Universities for Ages 55 or Older.

#	IT	College	FICE	Cohort	Transfers		Bacc.		Adv. Cert.		Assoc.		Tech. Cert.		Cert. Prof.		Graduates		Retained		Success	
					#	%	#	%	#	%	#	%	#	%	#	%	#	%	#	%	#	%
1	1	ASUJ	001090			-		-		-		-		-		-		-		-		-
2	1	ATU	001089			-		50.0		-		-		50.0		-		100.0		-		100.0
3	1	HSU	001098			-		-		-		-		-		-		-		-		-
4	1	SAUM	001107			-		-		-		-		-		-		-		-		-
5	1	UAF	001108			-		-		-		-		-		-		-		-		-
6	1	UAFS	001110			-		-		-		-		-		-		-		-		-
7	1	UALR	001101			-		-		-		-		-		-		-		-		-
8	1	UAM	001085			-		25.0		-		-		25.0		-		50.0		-		50.0
9	1	UAMS	001109			-		-		-		-		-		-		-		-		-
10	1	UAPB	001086			-		-		-		-		-		-		-		-		-
11	1	UCA	001092			-		-		-		-		-		-		-		-		-
4-Year Universities						-		28.6		-		-		28.6		-		57.1		-		57.1

NOTES: When a student received more than one award, only the highest award was counted.

TIME PERIOD CONSIDERATIONS:

1. CP Graduates are counted from these graduation dates = '092003', '102003', '112003', '122003', '012004', '022004', '032004', '042004', '052004', so this is essentially through the Spring term.
2. TC Graduates include 1 full academic year plus these graduation dates = '072004', '082004', '092004', '102004', '112004', '122004', so this is through the next Fall term.
3. Associate Graduates include 3 full academic years plus these graduation dates = '072006', '082006', so this includes the next 2 months of July and August.
4. AC Graduates include 4 full academic years plus these graduation dates = '072007', '082007', '092007', '102007', '112007', '122007', so this is through the next Fall term.
5. Baccalaureate Graduates include 6 full academic years plus these graduation dates = '072009', '082009', so this includes the next 2 months of July and August.
6. All counts of less than 10 are not shown due to FERPA

IPEDS/ADHE Graduation Rate Calculation by AGE

Cohort Year selected = 2005 and Time Period Covered = AFTER SIX (6) YEARS (from AY2005 thru AY2010) for Four-Year Universities for Ages 55 or Older.

#	IT	College	FICE	Cohort	Transfers		Bacc.		Adv. Cert.		Assoc.		Tech. Cert.		Cert. Prof.		Graduates		Retained		Success	
					#	%	#	%	#	%	#	%	#	%	#	%	#	%	#	%	#	%
1	1	ASUJ	001090			-		-		-		-		-		-		-		-		-
2	1	ATU	001089			-		-		-		-		-		-		-		-		-
3	1	HSU	001098			-		-		-		-		-		-		-		-		-
4	1	SAUM	001107			-		-		-		-		-		-		-		-		-
5	1	UAF	001108			-		-		-		-		-		-		-		-		-
6	1	UAFS	001110			-		-		-		-		-		-		-		-		-
7	1	UALR	001101			-		-		-		-		-		-		-		-		-
8	1	UAM	001085			-		-		-		-		-		-		-		-		-
9	1	UAMS	001109			-		-		-		-		-		-		-		-		-
10	1	UAPB	001086			-		-		-		-		-		-		-		-		-
11	1	UCA	001092			-		-		-		-		-		-		-		-		-
4-Year Universities						-		-		-		-		-		-		-		-		-

NOTES: When a student received more than one award, only the highest award was counted.

TIME PERIOD CONSIDERATIONS:

1. CP Graduates are counted from these graduation dates = '092004', '102004', '112004', '122004', '012005', '022005', '032005', '042005', '052005', so this is essentially through the Spring term.
2. TC Graduates include 1 full academic year plus these graduation dates = '072005', '082005', '092005', '102005', '112005', '122005', so this is through the next Fall term.
3. Associate Graduates include 3 full academic years plus these graduation dates = '072007', '082007', so this includes the next 2 months of July and August.
4. AC Graduates include 4 full academic years plus these graduation dates = '072008', '082008', '092008', '102008', '112008', '122008', so this is through the next Fall term.
5. Baccalaureate Graduates include 6 full academic years plus these graduation dates = '072010', '082010', so this includes the next 2 months of July and August.
6. All counts of less than 10 are not shown due to FERPA

IPEDS/ADHE Graduation Rate Calculation by AGE

Cohort Year selected = 2006 and Time Period Covered = AFTER SIX (6) YEARS (from AY2006 thru AY2011) for Four-Year Universities for Ages 55 or Older.

#	IT	College	FICE	Cohort	Transfers		Bacc.		Adv. Cert.		Assoc.		Tech. Cert.		Cert. Prof.		Graduates		Retained		Success	
					#	%	#	%	#	%	#	%	#	%	#	%	#	%	#	%	#	%
1	1	ASUJ	001090			-		-		-		-		-		-		-		-		-
2	1	ATU	001089			-		-		-		-	100.0		-		100.0		-		-	100.0
3	1	HSU	001098			-		-		-		-			-		-		-		-	-
4	1	SAUM	001107			-		-		-		-			-		-		-		-	-
5	1	UAF	001108			-		-		-		-			-		-		-		-	-
6	1	UAFS	001110			-		-		-		-			-		-		-		-	-
7	1	UALR	001101			-		-		-		-			-		-		-		-	-
8	1	UAM	001085			-		-		-		-	25.0		-		25.0		-		-	25.0
9	1	UAMS	001109			-		-		-		-			-		-		-		-	-
10	1	UAPB	001086			-		-		-		-			-		-		-		-	-
11	1	UCA	001092			-		-		-		-			-		-		100.0		-	100.0
4-Year Universities						-		-		-		-	28.6		-		28.6		14.3		-	42.9

NOTES: When a student received more than one award, only the highest award was counted.

TIME PERIOD CONSIDERATIONS:

1. CP Graduates are counted from these graduation dates = '092005', '102005', '112005', '122005', '012006', '022006', '032006', '042006', '052006', so this is essentially through the Spring term.
2. TC Graduates include 1 full academic year plus these graduation dates = '072006', '082006', '092006', '102006', '112006', '122006', so this is through the next Fall term.
3. Associate Graduates include 3 full academic years plus these graduation dates = '072008', '082008', so this includes the next 2 months of July and August.
4. AC Graduates include 4 full academic years plus these graduation dates = '072009', '082009', '092009', '102009', '112009', '122009', so this is through the next Fall term.
5. Baccalaureate Graduates include 6 full academic years plus these graduation dates = '072011', '082011', so this includes the next 2 months of July and August.
6. All counts of less than 10 are not shown due to FERPA

IPEDS/ADHE Graduation Rate Calculation by AGE

Cohort Year selected = 2007 and Time Period Covered = AFTER SIX (6) YEARS (from AY2007 thru AY2012) for Four-Year Universities for Ages 55 or Older.

#	IT	College	FICE	Cohort	Transfers		Bacc.		Adv. Cert.		Assoc.		Tech. Cert.		Cert. Prof.		Graduates		Retained		Success	
					#	%	#	%	#	%	#	%	#	%	#	%	#	%	#	%	#	%
1	1	ASUJ	001090			-		-		-		-		-		-		-		-		-
2	1	ATU	001089			-		-		-		-		50.0		-		50.0		50.0		100.0
3	1	HSU	001098			-		-		-		-		-		-		-		-		-
4	1	SAUM	001107			-		-		-		-		-		-		-		-		-
5	1	UAF	001108			-		-		-		-		-		-		-		-		-
6	1	UAFS	001110			-		-		-		-		-		-		-		-		-
7	1	UALR	001101			-		-		-		-		-		-		-		-		-
8	1	UAM	001085			-		-		-		-		-		-		-		-		-
9	1	UAMS	001109			-		-		-		-		-		-		-		-		-
10	1	UAPB	001086			-		-		-		-		-		-		-		-		-
11	1	UCA	001092			-		-		-		-		-		-		-		-		-
4-Year Universities						-		-		-		-		33.3		-		33.3		33.3		66.7

NOTES: When a student received more than one award, only the highest award was counted.

TIME PERIOD CONSIDERATIONS:

1. CP Graduates are counted from these graduation dates = '092006', '102006', '112006', '122006', '012007', '022007', '032007', '042007', '052007', so this is essentially through the Spring term.
2. TC Graduates include 1 full academic year plus these graduation dates = '072007', '082007', '092007', '102007', '112007', '122007', so this is through the next Fall term.
3. Associate Graduates include 3 full academic years plus these graduation dates = '072009', '082009', so this includes the next 2 months of July and August.
4. AC Graduates include 4 full academic years plus these graduation dates = '072010', '082010', '092010', '102010', '112010', '122010', so this is through the next Fall term.
5. Baccalaureate Graduates include 6 full academic years plus these graduation dates = '072012', '082012', so this includes the next 2 months of July and August.
6. All counts of less than 10 are not shown due to FERPA

IPEDS/ADHE Graduation Rate Calculation by AGE

Cohort Year selected = 2006 and Time Period Covered = AFTER THREE (3) YEARS (from AY2006 thru AY2008) for Two-Year Colleges for Ages Less Than 18.

#	IT	College	FICE	Cohort	Transfers		Bacc.		Adv. Cert.		Assoc.		Tech. Cert.		Cert. Prof.		Graduates		Retained		Success		
					#	%	#	%	#	%	#	%	#	%	#	%	#	%	#	%	#	%	
1	2	ANC	012860	45		2.2		-		-		11.1		2.2		-		13.3		20.0		15	33.3
2	2	ASUB	001091	127	20	15.7		-		-	36	28.3		4.7		-	42	33.1	27	21.3		69	54.3
3	2	ASUMH	901090	27		22.2		-		-		14.8		-		-		14.8		25.9		11	40.7
4	2	ASUN	011949	15		13.3		-		-		13.3		6.7		-		20.0		6.7			26.7
5	2	BRTC	020522	41		22.0		-		-		4.9		17.1		-		22.0	12	29.3		21	51.2
6	2	CCCUA	022209	15		20.0		-		-		20.0		-		-		20.0		20.0			40.0
7	2	CotO	009976	30		23.3		-		-		10.0		6.7		3.3		20.0		13.3		10	33.3
8	2	EACC	012260	27		11.1		-		-		14.8		-		-		14.8		18.5			33.3
9	2	MSCC	023482	24		16.7		-		-		12.5		-		-		12.5		20.8			33.3
10	2	NAC	012261	78	12	15.4		-		-	17	21.8		2.6		-	19	24.4		9.0		26	33.3
11	2	NPCC	012105	47		6.4		-		-		14.9		2.1		-		17.0	11	23.4		19	40.4
12	2	NWACC	030633	86	14	16.3		-		-		3.5		-		-		3.5	25	29.1		28	32.6
13	2	OZC	020870	21		-		-		-		14.3		-		-		14.3		14.3			28.6
14	2	PCCUA	001104	34		8.8		-		-		20.6		-		-		20.6		20.6		14	41.2
15	2	PTC	020753	126	17	13.5		-		-		6.3		6.3		0.8	17	13.5	28	22.2		45	35.7
16	2	RMCC	021111	16		-		-		-		12.5		-		-		12.5		18.8			31.3
17	2	SACC	020746	12		-		-		-		-		-		-		-		50.0			50.0
18	2	SAUT	007738	14		14.3		-		-		42.9		-		-		42.9		21.4			64.3
19	2	SEAC	005707	22		4.5		-		-		13.6		-		-		13.6		22.7			36.4
20	2	UACCB	020735	20		10.0		-		-		15.0		-		-		15.0		30.0			45.0
21	2	UACCH	005732	21		19.0		-		-		28.6		4.8		-		33.3		9.5			42.9
22	2	UACCM	005245	60		10.0		-		-		8.3		-		-		8.3	15	25.0		20	33.3
2-Year Colleges				908	119	13.1		-		-	132	14.5	29	3.2		0.2	163	18.0	194	21.4	357	39.3	

NOTES: When a student received more than one award, only the highest award was counted.

TIME PERIOD CONSIDERATIONS:

1. CP Graduates are counted from these graduation dates = '092005', '102005', '112005', '122005', '012006', '022006', '032006', '042006', '052006', so this is essentially through the Spring term.
2. TC Graduates include 1 full academic year plus these graduation dates = '072006', '082006', '092006', '102006', '112006', '122006', so this is through the next Fall term.
3. Associate Graduates include 3 full academic years plus these graduation dates = '072008', '082008', so this includes the next 2 months of July and August.
4. AC Graduates include 4 full academic years plus these graduation dates = '072009', '082009', '092009', '102009', '112009', '122009', so this is through the next Fall term.
5. Baccalaureate Graduates include 6 full academic years plus these graduation dates = '072011', '082011', so this includes the next 2 months of July and August.
6. All counts of less than 10 are not shown due to FERPA

IPEDS/ADHE Graduation Rate Calculation by AGE

Cohort Year selected = 2007 and Time Period Covered = AFTER THREE (3) YEARS (from AY2007 thru AY2009) for Two-Year Colleges for Ages Less Than 18.

#	IT	College	FICE	Cohort	Transfers		Bacc.		Adv. Cert.		Assoc.		Tech. Cert.		Cert. Prof.		Graduates		Retained		Success		
					#	%	#	%	#	%	#	%	#	%	#	%	#	%	#	%	#	%	#
1	2	ANC	012860	34		11.8						17.6		2.9				20.6		5.9		26.5	
2	2	ASUB	001091	123	18	14.6					16	13.0		6.5			24	19.5	15	12.2		39	31.7
3	2	ASUMH	901090	24		4.2					10	41.7					10	41.7		16.7		14	58.3
4	2	ASUN	011949	27		11.1						22.2		3.7				25.9		18.5		12	44.4
5	2	BRTC	020522	38		15.8						13.2		7.9				21.1		15.8		14	36.8
6	2	CCCUA	022209			-						33.3						33.3		22.2			55.6
7	2	CotO	009976	32		21.9						12.5		6.3		6.3		25.0		9.4		11	34.4
8	2	EACC	012260	41		22.0						4.9						4.9		19.5		10	24.4
9	2	MSCC	023482	21		23.8						9.5						9.5		38.1		10	47.6
10	2	NAC	012261	63		12.7					11	17.5		4.8			14	22.2		14.3		23	36.5
11	2	NPCC	012105	23		8.7						4.3						4.3		4.3			8.7
12	2	NWACC	030633	88		8.0						10.2				1.1	10	11.4	34	38.6		44	50.0
13	2	OZC	020870	26		19.2						23.1						23.1		15.4		10	38.5
14	2	PCCUA	001104	26		15.4						7.7		3.8				11.5		15.4			26.9
15	2	PTC	020753	98	22	22.4					11	11.2		3.1		1.0	15	15.3	26	26.5		41	41.8
16	2	RMCC	021111	27	10	37.0						22.2		3.7				25.9					25.9
17	2	SACC	020746	22		-						4.5		4.5		4.5		13.6		36.4		11	50.0
18	2	SAUT	007738	20		10.0						20.0						20.0		10.0			30.0
19	2	SEAC	005707	27		7.4						7.4						7.4		33.3		11	40.7
20	2	UACCB	020735	31		9.7						22.6		3.2				25.8		25.8		16	51.6
21	2	UACCH	005732	27		18.5						7.4				3.7		11.1		22.2			33.3
22	2	UACCM	005245	79	15	19.0					15	19.0		1.3		1.3	17	21.5	12	15.2		29	36.7
2-Year Colleges				906	138	15.2						131	14.5	26	2.9		0.8	164	18.1	176	19.4	340	37.5

NOTES: When a student received more than one award, only the highest award was counted.

TIME PERIOD CONSIDERATIONS:

1. CP Graduates are counted from these graduation dates = '092006', '102006', '112006', '122006', '012007', '022007', '032007', '042007', '052007', so this is essentially through the Spring term.
2. TC Graduates include 1 full academic year plus these graduation dates = '072007', '082007', '092007', '102007', '112007', '122007', so this is through the next Fall term.
3. Associate Graduates include 3 full academic years plus these graduation dates = '072009', '082009', so this includes the next 2 months of July and August.
4. AC Graduates include 4 full academic years plus these graduation dates = '072010', '082010', '092010', '102010', '112010', '122010', so this is through the next Fall term.
5. Baccalaureate Graduates include 6 full academic years plus these graduation dates = '072012', '082012', so this includes the next 2 months of July and August.
6. All counts of less than 10 are not shown due to FERPA

IPEDS/ADHE Graduation Rate Calculation by AGE

Cohort Year selected = 2008 and Time Period Covered = AFTER THREE (3) YEARS (from AY2008 thru AY2010) for Two-Year Colleges for Ages Less Than 18.

#	IT	College	FICE	Cohort	Transfers		Bacc.		Adv. Cert.		Assoc.		Tech. Cert.		Cert. Prof.		Graduates		Retained		Success		
					#	%	#	%	#	%	#	%	#	%	#	%	#	%	#	%	#	%	
1	2	ANC	012860	39		17.9						23.1		2.6				10	25.6		17.9	17	43.6
2	2	ASUB	001091	148	19	12.8					41	27.7		2.0				44	29.7	28	18.9	72	48.6
3	2	ASUMH	901090	36		13.9						25.0				2.8		10	27.8		8.3	13	36.1
4	2	ASUN	011949	19		10.5						26.3							26.3		15.8		42.1
5	2	BRTC	020522	41		4.9						12.2		14.6				11	26.8		19.5	19	46.3
6	2	CCCUA	022209	21		23.8						9.5		9.5					19.0		19.0		38.1
7	2	CotO	009976	25		24.0						8.0		4.0					12.0		12.0		24.0
8	2	EACC	012260	39		15.4						12.8							12.8		20.5	13	33.3
9	2	MSCC	023482	20		15.0						5.0							5.0		25.0		30.0
10	2	NAC	012261	66		10.6					12	18.2						12	18.2	20	30.3	32	48.5
11	2	NPCC	012105	41		17.1						12.2		2.4					14.6		22.0	15	36.6
12	2	NWACC	030633	107	14	13.1					15	14.0						15	14.0	34	31.8	49	45.8
13	2	OZC	020870	31		6.5						6.5							6.5		22.6		29.0
14	2	PCCUA	001104	17		29.4						17.6							17.6		23.5		41.2
15	2	PTC	020753	110	11	10.0					12	10.9		5.5				18	16.4	32	29.1	50	45.5
16	2	RMCC	021111	25		8.0						24.0							24.0		16.0	10	40.0
17	2	SACC	020746	19		15.8						5.3							5.3		31.6		36.8
18	2	SAUT	007738	17		11.8						11.8							11.8		17.6		29.4
19	2	SEAC	005707	26		15.4						3.8		3.8					7.7		30.8	10	38.5
20	2	UACCB	020735	20		15.0						5.0				15.0			20.0		25.0		45.0
21	2	UACCH	005732	24		4.2						16.7		4.2		8.3			29.2		12.5	10	41.7
22	2	UACCM	005245	69		10.1					17	24.6		1.4				18	26.1	16	23.2	34	49.3
2-Year Colleges				960	123	12.8					160	16.7	23	2.4		0.6	189	19.7	220	22.9	409	42.6	

NOTES: When a student received more than one award, only the highest award was counted.

TIME PERIOD CONSIDERATIONS:

1. CP Graduates are counted from these graduation dates = '092007', '102007', '112007', '122007', '012008', '022008', '032008', '042008', '052008', so this is essentially through the Spring term.
2. TC Graduates include 1 full academic year plus these graduation dates = '072008', '082008', '092008', '102008', '112008', '122008', so this is through the next Fall term.
3. Associate Graduates include 3 full academic years plus these graduation dates = '072010', '082010', so this includes the next 2 months of July and August.
4. AC Graduates include 4 full academic years plus these graduation dates = '072011', '082011', '092011', '102011', '112011', '122011', so this is through the next Fall term.
5. Baccalaureate Graduates include 6 full academic years plus these graduation dates = '072013', '082013', so this includes the next 2 months of July and August.
6. All counts of less than 10 are not shown due to FERPA

IPEDS/ADHE Graduation Rate Calculation by AGE

Cohort Year selected = 2009 and Time Period Covered = AFTER THREE (3) YEARS (from AY2009 thru AY2011) for Two-Year Colleges for Ages Less Than 18.

#	IT	College	FICE	Cohort	Transfers		Bacc.		Adv. Cert.		Assoc.		Tech. Cert.		Cert. Prof.		Graduates		Retained		Success		
					#	%	#	%	#	%	#	%	#	%	#	%	#	%	#	%	#	%	
1	2	ANC	012860	32		9.4						21.9		9.4				10	31.3		21.9	17	53.1
2	2	ASUB	001091	144	20	13.9					31	21.5		4.9		1.4		40	27.8	21	14.6	61	42.4
3	2	ASUMH	901090	37		16.2					11	29.7				5.4		13	35.1		16.2	19	51.4
4	2	ASUN	011949	18		11.1						11.1		16.7					27.8		11.1		38.9
5	2	BRTC	020522	53		5.7						15.1		9.4				13	24.5	13	24.5	26	49.1
6	2	CCCUA	022209	13		15.4										7.7			7.7		46.2		53.8
7	2	CotO	009976	22		22.7						18.2				4.5			22.7		9.1		31.8
8	2	EACC	012260	46		10.9					10	21.7						10	21.7	15	32.6	25	54.3
9	2	MSCC	023482	27		14.8						3.7							3.7		25.9		29.6
10	2	NAC	012261	83		7.2					12	14.5		1.2		1.2		14	16.9	19	22.9	33	39.8
11	2	NPCC	012105	48		8.3						10.4		4.2		2.1			16.7	11	22.9	19	39.6
12	2	NWACC	030633	106	11	10.4					16	15.1						16	15.1	39	36.8	55	51.9
13	2	OZC	020870	18		16.7						22.2		5.6					27.8				27.8
14	2	PCCUA	001104	29		10.3						20.7							20.7		24.1	13	44.8
15	2	PTC	020753	130	14	10.8					19	14.6		3.8				24	18.5	42	32.3	66	50.8
16	2	RMCC	021111	18		16.7						11.1							11.1		16.7		27.8
17	2	SACC	020746	35		8.6						8.6							8.6	11	31.4	14	40.0
18	2	SAUT	007738	34		14.7						17.6		2.9		5.9			26.5		8.8	12	35.3
19	2	SEAC	005707	21		14.3						4.8				9.5			14.3		42.9	12	57.1
20	2	UACCB	020735	28		14.3						25.0				7.1			32.1		21.4	15	53.6
21	2	UACCH	005732	19		10.5						10.5		5.3					15.8		36.8	10	52.6
22	2	UACCM	005245	80		11.3					13	16.3						13	16.3	17	21.3	30	37.5
2-Year Colleges				1,041	120	11.5					170	16.3	29	2.8	14	1.3	213	20.5	253	24.3	466	44.8	

NOTES: When a student received more than one award, only the highest award was counted.

TIME PERIOD CONSIDERATIONS:

1. CP Graduates are counted from these graduation dates = '092008', '102008', '112008', '122008', '012009', '022009', '032009', '042009', '052009', so this is essentially through the Spring term.
2. TC Graduates include 1 full academic year plus these graduation dates = '072009', '082009', '092009', '102009', '112009', '122009', so this is through the next Fall term.
3. Associate Graduates include 3 full academic years plus these graduation dates = '072011', '082011', so this includes the next 2 months of July and August.
4. AC Graduates include 4 full academic years plus these graduation dates = '072012', '082012', '092012', '102012', '112012', '122012', so this is through the next Fall term.
5. Baccalaureate Graduates include 6 full academic years plus these graduation dates = '072014', '082014', so this includes the next 2 months of July and August.
6. All counts of less than 10 are not shown due to FERPA

IPEDS/ADHE Graduation Rate Calculation by AGE

Cohort Year selected = 2010 and Time Period Covered = AFTER THREE (3) YEARS (from AY2010 thru AY2012) for Two-Year Colleges for Ages Less Than 18.

#	IT	College	FICE	Cohort	Transfers		Bacc.		Adv. Cert.		Assoc.		Tech. Cert.		Cert. Prof.		Graduates		Retained		Success		
					#	%	#	%	#	%	#	%	#	%	#	%	#	%	#	%	#	%	
1	2	ANC	012860	40		12.5						20.0		5.0			10	25.0	12	30.0	22	55.0	
2	2	ASUB	001091	146	14	9.6					35	24.0		2.1		1.4	40	27.4	35	24.0	75	51.4	
3	2	ASUMH	901090	37		10.8					11	29.7				10.8	15	40.5		8.1	18	48.6	
4	2	ASUN	011949	18		5.6						16.7		16.7				33.3		16.7		50.0	
5	2	BRTC	020522	62		3.2						9.7		1.6		1.6		12.9	18	29.0	26	41.9	
6	2	CCCUA	022209	21		9.5						14.3		9.5				23.8		23.8	10	47.6	
7	2	CotO	009976	19		5.3						5.3		15.8		10.5		31.6		26.3	11	57.9	
8	2	EACC	012260	34		26.5						2.9						2.9	10	29.4	11	32.4	
9	2	MSSC	023482	28		7.1										3.6		3.6		28.6		32.1	
10	2	NAC	012261	86		9.3						9.3		4.7			12	14.0	21	24.4	33	38.4	
11	2	NPCC	012105	77		9.1						10.4		1.3				11.7	22	28.6	31	40.3	
12	2	NWACC	030633	103	16	15.5					21	20.4					21	20.4	26	25.2	47	45.6	
13	2	OZC	020870	21		19.0						19.0						19.0		19.0		38.1	
14	2	PCCUA	001104	34		20.6						17.6						17.6		20.6	13	38.2	
15	2	PTC	020753	148	15	10.1					17	11.5		2.0		0.7	21	14.2	46	31.1	67	45.3	
16	2	RMCC	021111	14		7.1						7.1						7.1		21.4		28.6	
17	2	SACC	020746	12		-						-						-		41.7		41.7	
18	2	SAUT	007738	27		7.4					10	37.0		3.7		3.7	12	44.4		14.8	16	59.3	
19	2	SEAC	005707	36		16.7						16.7				5.6		22.2		8.3	11	30.6	
20	2	UACCB	020735	48		12.5						16.7				8.3	12	25.0		16.7	20	41.7	
21	2	UACCH	005732	17		17.6						5.9						5.9		17.6		23.5	
22	2	UACCM	005245	81	13	16.0					16	19.8				1.2	17	21.0	13	16.0	30	37.0	
2-Year Colleges				1,109	128	11.5					174	15.7		23	2.1	19	1.7	216	19.5	264	23.8	480	43.3

NOTES: When a student received more than one award, only the highest award was counted.

TIME PERIOD CONSIDERATIONS:

1. CP Graduates are counted from these graduation dates = '092009', '102009', '112009', '122009', '012010', '022010', '032010', '042010', '052010', so this is essentially through the Spring term.
2. TC Graduates include 1 full academic year plus these graduation dates = '072010', '082010', '092010', '102010', '112010', '122010', so this is through the next Fall term.
3. Associate Graduates include 3 full academic years plus these graduation dates = '072012', '082012', so this includes the next 2 months of July and August.
4. AC Graduates include 4 full academic years plus these graduation dates = '072013', '082013', '092013', '102013', '112013', '122013', so this is through the next Fall term.
5. Baccalaureate Graduates include 6 full academic years plus these graduation dates = '072015', '082015', so this includes the next 2 months of July and August.
6. All counts of less than 10 are not shown due to FERPA

IPEDS/ADHE Graduation Rate Calculation by AGE

Cohort Year selected = 2006 and Time Period Covered = AFTER THREE (3) YEARS (from AY2006 thru AY2008) for Two-Year Colleges for Ages 18-19.

#	IT	College	FICE	Cohort	Transfers		Bacc.		Adv. Cert.		Assoc.		Tech. Cert.		Cert. Prof.		Graduates		Retained		Success	
					#	%	#	%	#	%	#	%	#	%	#	%	#	%	#	%	#	%
1	2	ANC	012860	192	10	5.2					26	13.5		4.2			34	17.7	43	22.4	77	40.1
2	2	ASUB	001091	448	71	15.8					102	22.8	23	5.1		0.9	129	28.8	80	17.9	209	46.7
3	2	ASUMH	901090	97	13	13.4					23	23.7		1.0		1.0	25	25.8	11	11.3	36	37.1
4	2	ASUN	011949	49		4.1					14.3		14.3				14	28.6	10	20.4	24	49.0
5	2	BRTC	020522	180	18	10.0					14	7.8	14	7.8		2.2	32	17.8	45	25.0	77	42.8
6	2	CCCUA	022209	54		14.8					16.7		1.9				10	18.5	19	35.2	29	53.7
7	2	CotO	009976	82	16	19.5					11	13.4		3.7			14	17.1	10	12.2	24	29.3
8	2	EACC	012260	140	14	10.0					26	18.6					26	18.6	33	23.6	59	42.1
9	2	MSCC	023482	73		8.2					6.8						6.8		24	32.9	29	39.7
10	2	NAC	012261	219	41	18.7					35	16.0	14	6.4			49	22.4	24	11.0	73	33.3
11	2	NPCC	012105	147	19	12.9					12	8.2		2.7			16	10.9	33	22.4	49	33.3
12	2	NWACC	030633	342	49	14.3					29	8.5				0.3	30	8.8	107	31.3	137	40.1
13	2	OZC	020870	72	12	16.7					11	15.3		1.4			12	16.7	10	13.9	22	30.6
14	2	PCCUA	001104	106	24	22.6					12	11.3					12	11.3	20	18.9	32	30.2
15	2	PTC	020753	421	60	14.3					42	10.0	14	3.3			56	13.3	110	26.1	166	39.4
16	2	RMCC	021111	66	13	19.7					10	15.2		1.5			11	16.7		10.6	18	27.3
17	2	SACC	020746	43		11.6					9.3						9.3		10	23.3	14	32.6
18	2	SAUT	007738	56		14.3					12.5					1.8	14.3			12.5	15	26.8
19	2	SEAC	005707	78		10.3					9.0		1.3				10.3		20	25.6	28	35.9
20	2	UACCB	020735	62		12.9					11.3						11.3		23	37.1	30	48.4
21	2	UACCH	005732	101	10	9.9					7.9		5.9		5.0		19	18.8	28	27.7	47	46.5
22	2	UACCM	005245	251	45	17.9					21	8.4		1.2		0.4	25	10.0	51	20.3	76	30.3
2-Year Colleges				3,279	460	14.0					428	13.1	101	3.1	17	0.5	546	16.7	725	22.1	1,271	38.8

NOTES: When a student received more than one award, only the highest award was counted.

TIME PERIOD CONSIDERATIONS:

1. CP Graduates are counted from these graduation dates = '092005', '102005', '112005', '122005', '012006', '022006', '032006', '042006', '052006', so this is essentially through the Spring term.
2. TC Graduates include 1 full academic year plus these graduation dates = '072006', '082006', '092006', '102006', '112006', '122006', so this is through the next Fall term.
3. Associate Graduates include 3 full academic years plus these graduation dates = '072008', '082008', so this includes the next 2 months of July and August.
4. AC Graduates include 4 full academic years plus these graduation dates = '072009', '082009', '092009', '102009', '112009', '122009', so this is through the next Fall term.
5. Baccalaureate Graduates include 6 full academic years plus these graduation dates = '072011', '082011', so this includes the next 2 months of July and August.
6. All counts of less than 10 are not shown due to FERPA

IPEDS/ADHE Graduation Rate Calculation by AGE

Cohort Year selected = 2007 and Time Period Covered = AFTER THREE (3) YEARS (from AY2007 thru AY2009) for Two-Year Colleges for Ages 18-19.

#	IT	College	FICE	Cohort	Transfers		Bacc.		Adv. Cert.		Assoc.		Tech. Cert.		Cert. Prof.		Graduates		Retained		Success	
					#	%	#	%	#	%	#	%	#	%	#	%	#	%	#	%	#	%
1	2	ANC	012860	164	16	9.8					24	14.6		5.5			33	20.1	33	20.1	66	40.2
2	2	ASUB	001091	451	61	13.5					107	23.7	24	5.3		0.7	134	29.7	78	17.3	212	47.0
3	2	ASUMH	901090	107	18	16.8					18	16.8		1.9		3.7	24	22.4	23	21.5	47	43.9
4	2	ASUN	011949	67	11	16.4					17	25.4		9.0			23	34.3	12	17.9	35	52.2
5	2	BRTC	020522	191	27	14.1					14	7.3	20	10.5		0.5	35	18.3	39	20.4	74	38.7
6	2	CCCUA	022209	45	10	22.2						8.9					8.9	12	26.7	16	35.6	
7	2	CotO	009976	88	21	23.9					11	12.5		2.3			13	14.8	16	18.2	29	33.0
8	2	EACC	012260	139	23	16.5					15	10.8		0.7			16	11.5	26	18.7	42	30.2
9	2	MSCC	023482	92		9.8						4.3					4.3	20	21.7	24	26.1	
10	2	NAC	012261	216	31	14.4					41	19.0	12	5.6			53	24.5	36	16.7	89	41.2
11	2	NPCC	012105	136	14	10.3					13	9.6		4.4		0.7	20	14.7	35	25.7	55	40.4
12	2	NWACC	030633	376	56	14.9					28	7.4				0.3	29	7.7	114	30.3	143	38.0
13	2	OZC	020870	66		12.1					12	18.2					12	18.2	11	16.7	23	34.8
14	2	PCCUA	001104	62		8.1					10	16.1					10	16.1	20	32.3	30	48.4
15	2	PTC	020753	340	48	14.1					39	11.5	13	3.8		0.6	54	15.9	85	25.0	139	40.9
16	2	RMCC	021111	73		11.0					14	19.2					14	19.2	18	24.7	32	43.8
17	2	SACC	020746	43		18.6						4.7		2.3			7.0	18	41.9	21	48.8	
18	2	SAUT	007738	54		13.0						11.1				3.7	14.8	12	22.2	20	37.0	
19	2	SEAC	005707	81	10	12.3						4.9		1.2			6.2	22	27.2	27	33.3	
20	2	UACCB	020735	88	11	12.5					16	18.2				1.1	17	19.3	28	31.8	45	51.1
21	2	UACCH	005732	89	11	12.4					12	13.5		4.5		2.2	18	20.2	21	23.6	39	43.8
22	2	UACCM	005245	248	46	18.5					30	12.1				0.4	31	12.5	41	16.5	72	29.0
2-Year Colleges				3,216	459	14.3					441	13.7	101	3.1	18	0.6	560	17.4	720	22.4	1,280	39.8

NOTES: When a student received more than one award, only the highest award was counted.

TIME PERIOD CONSIDERATIONS:

1. CP Graduates are counted from these graduation dates = '092006', '102006', '112006', '122006', '012007', '022007', '032007', '042007', '052007', so this is essentially through the Spring term.
2. TC Graduates include 1 full academic year plus these graduation dates = '072007', '082007', '092007', '102007', '112007', '122007', so this is through the next Fall term.
3. Associate Graduates include 3 full academic years plus these graduation dates = '072009', '082009', so this includes the next 2 months of July and August.
4. AC Graduates include 4 full academic years plus these graduation dates = '072010', '082010', '092010', '102010', '112010', '122010', so this is through the next Fall term.
5. Baccalaureate Graduates include 6 full academic years plus these graduation dates = '072012', '082012', so this includes the next 2 months of July and August.
6. All counts of less than 10 are not shown due to FERPA

IPEDS/ADHE Graduation Rate Calculation by AGE

Cohort Year selected = 2008 and Time Period Covered = AFTER THREE (3) YEARS (from AY2008 thru AY2010) for Two-Year Colleges for Ages 18-19.

#	IT	College	FICE	Cohort	Transfers		Bacc.		Adv. Cert.		Assoc.		Tech. Cert.		Cert. Prof.		Graduates		Retained		Success	
					#	%	#	%	#	%	#	%	#	%	#	%	#	%	#	%	#	%
1	2	ANC	012860	180	13	7.2					24	13.3		2.2			28	15.6	45	25.0	73	40.6
2	2	ASUB	001091	447	49	11.0					102	22.8	17	3.8		1.6	126	28.2	91	20.4	217	48.5
3	2	ASUMH	901090	103		6.8					22	21.4		1.9		2.9	27	26.2	25	24.3	52	50.5
4	2	ASUN	011949	59		13.6					10	16.9		11.9		-	17	28.8	11	18.6	28	47.5
5	2	BRTC	020522	211	24	11.4					22	10.4	24	11.4		1.4	49	23.2	51	24.2	100	47.4
6	2	CCCUA	022209	74	14	18.9					8.1			1.4		5.4	11	14.9	21	28.4	32	43.2
7	2	CotO	009976	85	10	11.8					16	18.8		10.6		-	25	29.4	11	12.9	36	42.4
8	2	EACC	012260	144	21	14.6					16	11.1		0.7		-	17	11.8	46	31.9	63	43.8
9	2	MSCC	023482	102		7.8					12	11.8		-		-	12	11.8	25	24.5	37	36.3
10	2	NAC	012261	252	34	13.5					29	11.5	12	4.8		1.2	44	17.5	47	18.7	91	36.1
11	2	NPCC	012105	154	17	11.0					14	9.1		3.9		-	20	13.0	49	31.8	69	44.8
12	2	NWACC	030633	414	62	15.0					45	10.9		-		0.2	46	11.1	137	33.1	183	44.2
13	2	OZC	020870	87	10	11.5					15	17.2		-		1.1	16	18.4	23	26.4	39	44.8
14	2	PCCUA	001104	60		15.0					15.0			1.7		-	10	16.7		15.0	19	31.7
15	2	PTC	020753	398	48	12.1					28	7.0	17	4.3		0.8	48	12.1	119	29.9	167	42.0
16	2	RMCC	021111	63	14	22.2					11.1			3.2		-	14.3			12.7	17	27.0
17	2	SACC	020746	80	10	12.5					8.8			1.3		3.8	11	13.8	24	30.0	35	43.8
18	2	SAUT	007738	113	10	8.8					25	22.1		0.9		0.9	27	23.9	21	18.6	48	42.5
19	2	SEAC	005707	98		5.1					7.1			1.0		-	8.2		39	39.8	47	48.0
20	2	UACCB	020735	106	21	19.8					10	9.4		-	14	13.2	24	22.6	18	17.0	42	39.6
21	2	UACCH	005732	123	11	8.9					17	13.8		1.6		0.8	20	16.3	33	26.8	53	43.1
22	2	UACCM	005245	330	43	13.0					61	18.5		0.9		0.6	66	20.0	66	20.0	132	40.0
2-Year Colleges				3,683	448	12.2					504	13.7	111	3.0	46	1.2	661	17.9	919	25.0	1,580	42.9

NOTES: When a student received more than one award, only the highest award was counted.

TIME PERIOD CONSIDERATIONS:

1. CP Graduates are counted from these graduation dates = '092007', '102007', '112007', '122007', '012008', '022008', '032008', '042008', '052008', so this is essentially through the Spring term.
2. TC Graduates include 1 full academic year plus these graduation dates = '072008', '082008', '092008', '102008', '112008', '122008', so this is through the next Fall term.
3. Associate Graduates include 3 full academic years plus these graduation dates = '072010', '082010', so this includes the next 2 months of July and August.
4. AC Graduates include 4 full academic years plus these graduation dates = '072011', '082011', '092011', '102011', '112011', '122011', so this is through the next Fall term.
5. Baccalaureate Graduates include 6 full academic years plus these graduation dates = '072013', '082013', so this includes the next 2 months of July and August.
6. All counts of less than 10 are not shown due to FERPA

IPEDS/ADHE Graduation Rate Calculation by AGE

Cohort Year selected = 2009 and Time Period Covered = AFTER THREE (3) YEARS (from AY2009 thru AY2011) for Two-Year Colleges for Ages 18-19.

#	IT	College	FICE	Cohort	Transfers		Bacc.		Adv. Cert.		Assoc.		Tech. Cert.		Cert. Prof.		Graduates		Retained		Success	
					#	%	#	%	#	%	#	%	#	%	#	%	#	%	#	%	#	%
1	2	ANC	012860	166	13	7.8					29	17.5	11	6.6			40	24.1	40	24.1	80	48.2
2	2	ASUB	001091	513	64	12.5					121	23.6	22	4.3	13	2.5	156	30.4	104	20.3	260	50.7
3	2	ASUMH	901090	138	11	8.0					37	26.8		0.7		4.3	44	31.9	23	16.7	67	48.6
4	2	ASUN	011949	89		10.1					10.1		15	16.9		4.5	28	31.5	10	11.2	38	42.7
5	2	BRTC	020522	211	29	13.7					22	10.4	21	10.0		0.9	45	21.3	44	20.9	89	42.2
6	2	CCCUA	022209	79		6.3					10	12.7		5.1		2.5	16	20.3	21	26.6	37	46.8
7	2	CotO	009976	87	14	16.1					18	20.7				1.1	19	21.8	21	24.1	40	46.0
8	2	EACC	012260	120	15	12.5					15	12.5					15	12.5	34	28.3	49	40.8
9	2	MSCC	023482	93	13	14.0					13	14.0					13	14.0	19	20.4	32	34.4
10	2	NAC	012261	273	27	9.9					33	12.1		2.2		0.4	40	14.7	50	18.3	90	33.0
11	2	NPCC	012105	170	18	10.6					22	12.9		2.9		0.6	28	16.5	47	27.6	75	44.1
12	2	NWACC	030633	436	39	8.9					40	9.2					40	9.2	145	33.3	185	42.4
13	2	OZC	020870	85		10.6					12	14.1				1.2	13	15.3	29	34.1	42	49.4
14	2	PCCUA	001104	84		10.7					17	20.2		2.4			19	22.6	24	28.6	43	51.2
15	2	PTC	020753	414	36	8.7					56	13.5		2.2		0.7	68	16.4	130	31.4	198	47.8
16	2	RMCC	021111	68		11.8					16	23.5					16	23.5		13.2	25	36.8
17	2	SACC	020746	77		6.5					7.8						7.8		29	37.7	35	45.5
18	2	SAUT	007738	113	14	12.4					33	29.2		5.3		3.5	43	38.1	17	15.0	60	53.1
19	2	SEAC	005707	81		1.2					1.2			1.2		6.2	8.6		22	27.2	29	35.8
20	2	UACCB	020735	114	32	28.1					20	17.5				6.1	27	23.7	15	13.2	42	36.8
21	2	UACCH	005732	70	10	14.3					10	14.3		4.3		1.4	14	20.0	21	30.0	35	50.0
22	2	UACCM	005245	308	30	9.7					69	22.4		0.6		1.3	75	24.4	52	16.9	127	41.2
2-Year Colleges				3,789	411	10.8					609	16.1	108	2.9	55	1.5	772	20.4	906	23.9	1,678	44.3

NOTES: When a student received more than one award, only the highest award was counted.

TIME PERIOD CONSIDERATIONS:

1. CP Graduates are counted from these graduation dates = '092008', '102008', '112008', '122008', '012009', '022009', '032009', '042009', '052009', so this is essentially through the Spring term.
2. TC Graduates include 1 full academic year plus these graduation dates = '072009', '082009', '092009', '102009', '112009', '122009', so this is through the next Fall term.
3. Associate Graduates include 3 full academic years plus these graduation dates = '072011', '082011', so this includes the next 2 months of July and August.
4. AC Graduates include 4 full academic years plus these graduation dates = '072012', '082012', '092012', '102012', '112012', '122012', so this is through the next Fall term.
5. Baccalaureate Graduates include 6 full academic years plus these graduation dates = '072014', '082014', so this includes the next 2 months of July and August.
6. All counts of less than 10 are not shown due to FERPA

IPEDS/ADHE Graduation Rate Calculation by AGE

Cohort Year selected = 2010 and Time Period Covered = AFTER THREE (3) YEARS (from AY2010 thru AY2012) for Two-Year Colleges for Ages 18-19.

#	IT	College	FICE	Cohort	Transfers		Bacc.		Adv. Cert.		Assoc.		Tech. Cert.		Cert. Prof.		Graduates		Retained		Success	
					#	%	#	%	#	%	#	%	#	%	#	%	#	%	#	%	#	%
1	2	ANC	012860	217	15	6.9					23	10.6		2.3		1.4	31	14.3	54	24.9	85	39.2
2	2	ASUB	001091	625	87	13.9					150	24.0	27	4.3	13	2.1	190	30.4	111	17.8	301	48.2
3	2	ASUMH	901090	114		7.9					33	28.9			12	10.5	45	39.5	19	16.7	64	56.1
4	2	ASUN	011949	96		7.3					7.3	13	13.5			5.2	25	26.0	11	11.5	36	37.5
5	2	BRTC	020522	254	42	16.5					36	14.2	14	5.5		0.8	52	20.5	55	21.7	107	42.1
6	2	CCCUA	022209	88	18	20.5					10	11.4		4.5		5.7	19	21.6	15	17.0	34	38.6
7	2	CotO	009976	54		5.6					11.1		9.3		3.7	13	24.1		9.3	18	33.3	
8	2	EACC	012260	163	23	14.1					15	9.2			0.6	16	9.8	38	23.3	54	33.1	
9	2	MSCC	023482	109	13	11.9					3.7					3.7	33	30.3	37	33.9		
10	2	NAC	012261	300	49	16.3					44	14.7		1.7	1.7	54	18.0	62	20.7	116	38.7	
11	2	NPCC	012105	250	34	13.6					29	11.6		2.4	0.8	37	14.8	59	23.6	96	38.4	
12	2	NWACC	030633	467	76	16.3					51	10.9			0.2	52	11.1	151	32.3	203	43.5	
13	2	OZC	020870	91	10	11.0					16	17.6				16	17.6	16	17.6	32	35.2	
14	2	PCCUA	001104	124	18	14.5					18	14.5		1.6		20	16.1	37	29.8	57	46.0	
15	2	PTC	020753	487	66	13.6					43	8.8		1.8	0.6	55	11.3	144	29.6	199	40.9	
16	2	RMCC	021111	91		7.7					16	17.6				16	17.6	23	25.3	39	42.9	
17	2	SACC	020746	62		9.7					12.9					12.9	21	33.9	29	46.8		
18	2	SAUT	007738	106	12	11.3					17	16.0		1.9	6.6	26	24.5	11	10.4	37	34.9	
19	2	SEAC	005707	113		4.4					7.1				15	13.3	23	20.4	23	20.4	46	40.7
20	2	UACCB	020735	154	22	14.3					33	21.4			16	10.4	49	31.8	20	13.0	69	44.8
21	2	UACCH	005732	113		5.3					17	15.0		0.9	3.5	22	19.5	22	19.5	44	38.9	
22	2	UACCM	005245	376	45	12.0					67	17.8		0.3	0.8	71	18.9	56	14.9	127	33.8	
2-Year Colleges				4,454	573	12.9					651	14.6	94	2.1	99	2.2	844	18.9	986	22.1	1,830	41.1

NOTES: When a student received more than one award, only the highest award was counted.

TIME PERIOD CONSIDERATIONS:

1. CP Graduates are counted from these graduation dates = '092009', '102009', '112009', '122009', '012010', '022010', '032010', '042010', '052010', so this is essentially through the Spring term.
2. TC Graduates include 1 full academic year plus these graduation dates = '072010', '082010', '092010', '102010', '112010', '122010', so this is through the next Fall term.
3. Associate Graduates include 3 full academic years plus these graduation dates = '072012', '082012', so this includes the next 2 months of July and August.
4. AC Graduates include 4 full academic years plus these graduation dates = '072013', '082013', '092013', '102013', '112013', '122013', so this is through the next Fall term.
5. Baccalaureate Graduates include 6 full academic years plus these graduation dates = '072015', '082015', so this includes the next 2 months of July and August.
6. All counts of less than 10 are not shown due to FERPA

IPEDS/ADHE Graduation Rate Calculation by AGE

Cohort Year selected = 2006 and Time Period Covered = AFTER THREE (3) YEARS (from AY2006 thru AY2008) for Two-Year Colleges for Ages 20-24.

#	IT	College	FICE	Cohort	Transfers		Bacc.		Adv. Cert.		Assoc.		Tech. Cert.		Cert. Prof.		Graduates		Retained		Success			
					#	%	#	%	#	%	#	%	#	%	#	%	#	%	#	%	#	%		
1	2	ANC	012860	33		3.0		-		-				9.1		-			9.1		12.1		21.2	
2	2	ASUB	001091	70		11.4		-		-		7.1		11.4		-		13	18.6		11	15.7	24	34.3
3	2	ASUMH	901090	22		9.1		-		-		-		-		-		-	-			18.2		18.2
4	2	ASUN	011949	19		-		-		-		-		15.8		-			15.8			21.1		36.8
5	2	BRTC	020522	36		5.6		-		-		2.8		5.6		2.8			11.1			25.0	13	36.1
6	2	CCCUA	022209	17		5.9		-		-		5.9		-		5.9			11.8			35.3		47.1
7	2	CotO	009976	26		3.8		-		-		3.8		19.2		-			23.1			23.1	12	46.2
8	2	EACC	012260	25		4.0		-		-		8.0		4.0		-			12.0			24.0		36.0
9	2	MSCC	023482	13		-		-		-		-		-		-			-			-		-
10	2	NAC	012261	37		5.4		-		-		8.1		10.8		-			18.9			18.9	14	37.8
11	2	NPCC	012105	43		11.6		-		-		7.0		9.3		-			16.3			14.0	13	30.2
12	2	NWACC	030633	40		17.5		-		-		-		-		-			-			17.5		17.5
13	2	OZC	020870	32		-		-		-		6.3		-		-			6.3			18.8		25.0
14	2	PCCUA	001104	31		9.7		-		-		3.2		-		-			3.2			19.4		22.6
15	2	PTC	020753	196		4.1		-		-		2.6		4.1		0.5		14	7.1		65	33.2	79	40.3
16	2	RMCC	021111	16		-		-		-		12.5		-		-			12.5			6.3		18.8
17	2	SACC	020746	19		5.3		-		-		5.3		15.8		-			21.1			26.3		47.4
18	2	SAUT	007738	34		2.9		-		-		-	14	41.2		-		14	41.2			5.9	16	47.1
19	2	SEAC	005707	28		-		-		-		10.7		3.6					17.9			14.3		32.1
20	2	UACCB	020735	22		4.5		-		-		4.5		4.5		4.5			13.6			13.6		27.3
21	2	UACCH	005732	29		3.4		-		-		3.4		-		13.8			17.2			31.0	14	48.3
22	2	UACCM	005245	55		3.6		-		-		-		-		1.8			1.8			16.4	10	18.2
2-Year Colleges				843	47	5.6		-		-	32	3.8	57	6.8	10	1.2	99	11.7	180	21.4	279	33.1		

NOTES: When a student received more than one award, only the highest award was counted.

TIME PERIOD CONSIDERATIONS:

1. CP Graduates are counted from these graduation dates = '092005', '102005', '112005', '122005', '012006', '022006', '032006', '042006', '052006', so this is essentially through the Spring term.
2. TC Graduates include 1 full academic year plus these graduation dates = '072006', '082006', '092006', '102006', '112006', '122006', so this is through the next Fall term.
3. Associate Graduates include 3 full academic years plus these graduation dates = '072008', '082008', so this includes the next 2 months of July and August.
4. AC Graduates include 4 full academic years plus these graduation dates = '072009', '082009', '092009', '102009', '112009', '122009', so this is through the next Fall term.
5. Baccalaureate Graduates include 6 full academic years plus these graduation dates = '072011', '082011', so this includes the next 2 months of July and August.
6. All counts of less than 10 are not shown due to FERPA

IPEDS/ADHE Graduation Rate Calculation by AGE

Cohort Year selected = 2007 and Time Period Covered = AFTER THREE (3) YEARS (from AY2007 thru AY2009) for Two-Year Colleges for Ages 20-24.

#	IT	College	FICE	Cohort	Transfers		Bacc.		Adv. Cert.		Assoc.		Tech. Cert.		Cert. Prof.		Graduates		Retained		Success	
					#	%	#	%	#	%	#	%	#	%	#	%	#	%	#	%	#	%
1	2	ANC	012860	28		-		-		-	10.7		17.9		-		28.6		7.1	10	35.7	
2	2	ASUB	001091	77		6.5		-		-	3.9	13	16.9		-	16	20.8	14	18.2	30	39.0	
3	2	ASUMH	901090	16		12.5		-		-	-		6.3		37.5	43.8		12.5			56.3	
4	2	ASUN	011949	13		7.7		-		-	7.7		15.4		-	23.1		15.4			38.5	
5	2	BRTC	020522	43		11.6		-		-	2.3		11.6		2.3	16.3		16.3	14	32.6		
6	2	CCCUA	022209	14		-		-		-	-		-		-	-		21.4			21.4	
7	2	CotO	009976	11		27.3		-		-	9.1		9.1		-	18.2		18.2			36.4	
8	2	EACC	012260	30		3.3		-		-	-		3.3		-	3.3		16.7			20.0	
9	2	MSCC	023482	11		18.2		-		-	-		-		-	-		27.3			27.3	
10	2	NAC	012261	25		4.0		-		-	-		4.0		-	4.0		20.0			24.0	
11	2	NPCC	012105	38		2.6		-		-	2.6		5.3		2.6	10.5		10.5			21.1	
12	2	NWACC	030633	51		11.8		-		-	9.8		-		2.0	11.8	14	27.5	20	39.2		
13	2	OZC	020870	22		9.1		-		-	4.5		-		9.1	13.6		13.6			27.3	
14	2	PCCUA	001104	18		-		-		-	-		-		-	-		11.1			11.1	
15	2	PTC	020753	171		3.5		-		-	4.1		2.9		0.6	13	7.6	43	25.1	56	32.7	
16	2	RMCC	021111	14		-		-		-	-		-		-	-		7.1			7.1	
17	2	SACC	020746	15		13.3		-		-	6.7		-		-	6.7		26.7			33.3	
18	2	SAUT	007738	25		4.0		-		-	-	10	40.0		12.0	13	52.0		-	13	52.0	
19	2	SEAC	005707	32		9.4		-		-	-		-		3.1	3.1	12	37.5	13	40.6		
20	2	UACCB	020735	14		21.4		-		-	7.1		-		-	7.1		14.3			21.4	
21	2	UACCH	005732	21		4.8		-		-	4.8		-		9.5	14.3		19.0			33.3	
22	2	UACCM	005245	45		4.4		-		-	6.7		-		2.2	8.9		15.6	11	24.4		
2-Year Colleges				734	47	6.4		-		-	29	4.0	46	6.3	19	2.6	94	12.8	141	19.2	235	32.0

NOTES: When a student received more than one award, only the highest award was counted.

TIME PERIOD CONSIDERATIONS:

1. CP Graduates are counted from these graduation dates = '092006', '102006', '112006', '122006', '012007', '022007', '032007', '042007', '052007', so this is essentially through the Spring term.
2. TC Graduates include 1 full academic year plus these graduation dates = '072007', '082007', '092007', '102007', '112007', '122007', so this is through the next Fall term.
3. Associate Graduates include 3 full academic years plus these graduation dates = '072009', '082009', so this includes the next 2 months of July and August.
4. AC Graduates include 4 full academic years plus these graduation dates = '072010', '082010', '092010', '102010', '112010', '122010', so this is through the next Fall term.
5. Baccalaureate Graduates include 6 full academic years plus these graduation dates = '072012', '082012', so this includes the next 2 months of July and August.
6. All counts of less than 10 are not shown due to FERPA

IPEDS/ADHE Graduation Rate Calculation by AGE

Cohort Year selected = 2008 and Time Period Covered = AFTER THREE (3) YEARS (from AY2008 thru AY2010) for Two-Year Colleges for Ages 20-24.

#	IT	College	FICE	Cohort	Transfers		Bacc.		Adv. Cert.		Assoc.		Tech. Cert.		Cert. Prof.		Graduates		Retained		Success	
					#	%	#	%	#	%	#	%	#	%	#	%	#	%	#	%	#	%
1	2	ANC	012860	31		3.2		-		-		3.2	10	32.3		-	11	35.5		6.5	13	41.9
2	2	ASUB	001091	64		6.3		-		-		12.5		10.9		6.3	19	29.7		12.5	27	42.2
3	2	ASUMH	901090	20		5.0		-		-		30.0		5.0		5.0		40.0		15.0	11	55.0
4	2	ASUN	011949	24		12.5		-		-		-		8.3		-		8.3		8.3		16.7
5	2	BRTC	020522	48		2.1		-		-		4.2		4.2		4.2		12.5	13	27.1	19	39.6
6	2	CCCUA	022209	20		-		-		-		-		10.0		-		10.0		30.0		40.0
7	2	CotO	009976	15		-		-		-		13.3		40.0		-		53.3		6.7		60.0
8	2	EACC	012260	22		4.5		-		-		4.5		18.2		-		22.7		18.2		40.9
9	2	MSCC	023482			-		-		-		-		-		-		-		25.0		25.0
10	2	NAC	012261	40		10.0		-		-		5.0		5.0		-		10.0	10	25.0	14	35.0
11	2	NPCC	012105	45		6.7		-		-		6.7		8.9		-		15.6	12	26.7	19	42.2
12	2	NWACC	030633	74		4.1		-		-		1.4		-		-		1.4	18	24.3	19	25.7
13	2	OZC	020870	29		13.8		-		-		13.8		-		-		13.8		13.8		27.6
14	2	PCCUA	001104	22		4.5		-		-		13.6		9.1		-		22.7		22.7	10	45.5
15	2	PTC	020753	144		2.8		-		-		4.9		2.1		0.7	11	7.6	52	36.1	63	43.8
16	2	RMCC	021111			22.2		-		-		11.1		-		-		11.1		11.1		22.2
17	2	SACC	020746	14		-		-		-		-		-		7.1		7.1		28.6		35.7
18	2	SAUT	007738	30		-		-		-		6.7		20.0		16.7	13	43.3		6.7	15	50.0
19	2	SEAC	005707	40		10.0		-		-		2.5		-		2.5		5.0	11	27.5	13	32.5
20	2	UACCB	020735	24		4.2		-		-		-		-		20.8		20.8		12.5		33.3
21	2	UACCH	005732	46		2.2		-		-		8.7		-		2.2		10.9		15.2	12	26.1
22	2	UACCM	005245	38		5.3		-		-		7.9		-		-		7.9		13.2		21.1
2-Year Colleges				807	40	5.0		-		-	51	6.3	51	6.3	21	2.6	123	15.2	175	21.7	298	36.9

NOTES: When a student received more than one award, only the highest award was counted.

TIME PERIOD CONSIDERATIONS:

1. CP Graduates are counted from these graduation dates = '092007', '102007', '112007', '122007', '012008', '022008', '032008', '042008', '052008', so this is essentially through the Spring term.
2. TC Graduates include 1 full academic year plus these graduation dates = '072008', '082008', '092008', '102008', '112008', '122008', so this is through the next Fall term.
3. Associate Graduates include 3 full academic years plus these graduation dates = '072010', '082010', so this includes the next 2 months of July and August.
4. AC Graduates include 4 full academic years plus these graduation dates = '072011', '082011', '092011', '102011', '112011', '122011', so this is through the next Fall term.
5. Baccalaureate Graduates include 6 full academic years plus these graduation dates = '072013', '082013', so this includes the next 2 months of July and August.
6. All counts of less than 10 are not shown due to FERPA

IPEDS/ADHE Graduation Rate Calculation by AGE

Cohort Year selected = 2009 and Time Period Covered = AFTER THREE (3) YEARS (from AY2009 thru AY2011) for Two-Year Colleges for Ages 20-24.

#	IT	College	FICE	Cohort	Transfers		Bacc.		Adv. Cert.		Assoc.		Tech. Cert.		Cert. Prof.		Graduates		Retained		Success	
					#	%	#	%	#	%	#	%	#	%	#	%	#	%	#	%	#	%
1	2	ANC	012860	17		-		-		-		-		-		-		-		5.9		5.9
2	2	ASUB	001091	43		-		-		-	20.9		4.7		7.0		14	32.6	14	32.6	28	65.1
3	2	ASUMH	901090	23		-		-		-	8.7		-		4.3			13.0		34.8	11	47.8
4	2	ASUN	011949	44		4.5		-		-	9.1		18.2		-		12	27.3		11.4	17	38.6
5	2	BRTC	020522	41		7.3		-		-	4.9		7.3		2.4			14.6		19.5	14	34.1
6	2	CCCUA	022209	17		-		-		-	11.8		5.9		11.8			29.4		23.5		52.9
7	2	CotO	009976	16		18.8		-		-	12.5		6.3		-			18.8		6.3		25.0
8	2	EACC	012260	30		10.0		-		-	6.7		-		-			6.7		23.3		30.0
9	2	MSCC	023482	27		7.4		-		-	-		-		3.7			3.7		25.9		29.6
10	2	NAC	012261	32		6.3		-		-	-		3.1		3.1			6.3		18.8		25.0
11	2	NPCC	012105	42		2.4		-		-	7.1		-		-			7.1	10	23.8	13	31.0
12	2	NWACC	030633	71		5.6		-		-	9.9		-		-			9.9	25	35.2	32	45.1
13	2	OZC	020870	22		18.2		-		-	-		-		-			-		18.2		18.2
14	2	PCCUA	001104	15		-		-		-	6.7		-		-			6.7		26.7		33.3
15	2	PTC	020753	96		1.0		-		-	9.4		4.2		-		13	13.5	30	31.3	43	44.8
16	2	RMCC	021111	12		-		-		-	16.7		-		-			16.7		16.7		33.3
17	2	SACC	020746	18		5.6		-		-	11.1		5.6		5.6			22.2		16.7		38.9
18	2	SAUT	007738	30		6.7		-		-	-	10	33.3		6.7		12	40.0		10.0	15	50.0
19	2	SEAC	005707	44		4.5		-		-	4.5		-		13.6			18.2		15.9	15	34.1
20	2	UACCB	020735	16		6.3		-		-	-		-		18.8			18.8		18.8		37.5
21	2	UACCH	005732	20		5.0		-		-	5.0		-		10.0			15.0		30.0		45.0
22	2	UACCM	005245	37		5.4		-		-	10.8		2.7		-			13.5		8.1		21.6
2-Year Colleges				713	34	4.8					54	7.6	32	4.5	23	3.2	109	15.3	161	22.6	270	37.9

NOTES: When a student received more than one award, only the highest award was counted.

TIME PERIOD CONSIDERATIONS:

1. CP Graduates are counted from these graduation dates = '092008', '102008', '112008', '122008', '012009', '022009', '032009', '042009', '052009', so this is essentially through the Spring term.
2. TC Graduates include 1 full academic year plus these graduation dates = '072009', '082009', '092009', '102009', '112009', '122009', so this is through the next Fall term.
3. Associate Graduates include 3 full academic years plus these graduation dates = '072011', '082011', so this includes the next 2 months of July and August.
4. AC Graduates include 4 full academic years plus these graduation dates = '072012', '082012', '092012', '102012', '112012', '122012', so this is through the next Fall term.
5. Baccalaureate Graduates include 6 full academic years plus these graduation dates = '072014', '082014', so this includes the next 2 months of July and August.
6. All counts of less than 10 are not shown due to FERPA

IPEDS/ADHE Graduation Rate Calculation by AGE

Cohort Year selected = 2010 and Time Period Covered = AFTER THREE (3) YEARS (from AY2010 thru AY2012) for Two-Year Colleges for Ages 20-24.

#	IT	College	FICE	Cohort	Transfers		Bacc.		Adv. Cert.		Assoc.		Tech. Cert.		Cert. Prof.		Graduates		Retained		Success	
					#	%	#	%	#	%	#	%	#	%	#	%	#	%	#	%	#	%
1	2	ANC	012860	39		-		-		-	7.7		7.7		2.6		17.9		15.4	13	33.3	
2	2	ASUB	001091	68		5.9		-		-	7.4		5.9		10.3		16	23.5		5.9	20	29.4
3	2	ASUMH	901090	33		3.0		-		-	18.2		-		18.2		12	36.4		21.2	19	57.6
4	2	ASUN	011949	48		2.1		-		-	10.4		6.3		10.4		13	27.1		14.6	20	41.7
5	2	BRTC	020522	61		3.3		-		-	6.6		9.8		1.6		11	18.0	13	21.3	24	39.3
6	2	CCCUA	022209	15		-		-		-	6.7		-		-			6.7		6.7		13.3
7	2	CotO	009976	19		5.3		-		-	10.5		10.5		5.3			26.3		21.1		47.4
8	2	EACC	012260	27		7.4		-		-	3.7		3.7		-			7.4		11.1		18.5
9	2	MSCC	023482	28		-		-		-	10.7		-		3.6			14.3		21.4	10	35.7
10	2	NAC	012261	45		2.2		-		-	-		4.4		-			4.4		17.8	10	22.2
11	2	NPCC	012105	67		4.5		-		-	4.5		1.5		-			6.0	16	23.9	20	29.9
12	2	NWACC	030633	97		3.1		-		-	5.2		-		-			5.2	25	25.8	30	30.9
13	2	OZC	020870	43		9.3		-		-	9.3		-		2.3			11.6		20.9	14	32.6
14	2	PCCUA	001104	34		-		-		-	8.8		-		2.9			11.8		14.7		26.5
15	2	PTC	020753	150	13	8.7		-		-	3.3		3.3		0.7		11	7.3	41	27.3	52	34.7
16	2	RMCC	021111	12		-		-		-	-		-		-			-		25.0		25.0
17	2	SACC	020746	23		8.7		-		-	4.3		-		4.3			8.7		21.7		30.4
18	2	SAUT	007738	35		5.7		-		-	2.9		17.1		2.9			22.9		8.6	11	31.4
19	2	SEAC	005707	63		12.7		-		-	4.8		4.8		6.3		10	15.9		11.1	17	27.0
20	2	UACCB	020735	31		6.5		-		-	3.2		-		3.2			6.5		19.4		25.8
21	2	UACCH	005732	45		2.2		-		-	11.1		4.4		2.2			17.8		17.8	16	35.6
22	2	UACCM	005245	67		7.5		-		-	7.5		-		4.5			11.9		13.4	17	25.4
2-Year Colleges				1,050	55	5.2					66	6.3	38	3.6	36	3.4	140	13.3	196	18.7	336	32.0

NOTES: When a student received more than one award, only the highest award was counted.

TIME PERIOD CONSIDERATIONS:

1. CP Graduates are counted from these graduation dates = '092009', '102009', '112009', '122009', '012010', '022010', '032010', '042010', '052010', so this is essentially through the Spring term.
2. TC Graduates include 1 full academic year plus these graduation dates = '072010', '082010', '092010', '102010', '112010', '122010', so this is through the next Fall term.
3. Associate Graduates include 3 full academic years plus these graduation dates = '072012', '082012', so this includes the next 2 months of July and August.
4. AC Graduates include 4 full academic years plus these graduation dates = '072013', '082013', '092013', '102013', '112013', '122013', so this is through the next Fall term.
5. Baccalaureate Graduates include 6 full academic years plus these graduation dates = '072015', '082015', so this includes the next 2 months of July and August.
6. All counts of less than 10 are not shown due to FERPA

IPEDS/ADHE Graduation Rate Calculation by AGE

Cohort Year selected = 2006 and Time Period Covered = AFTER THREE (3) YEARS (from AY2006 thru AY2008) for Two-Year Colleges for Ages 25-34.

#	IT	College	FICE	Cohort	Transfers		Bacc.		Adv. Cert.		Assoc.		Tech. Cert.		Cert. Prof.		Graduates		Retained		Success			
					#	%	#	%	#	%	#	%	#	%	#	%	#	%	#	%	#	%		
1	2	ANC	012860	51		3.9		-		-		3.9		15.7		-		10	19.6		7.8	14	27.5	
2	2	ASUB	001091	75		5.3		-		-		10.7	16	21.3		4.0		27	36.0		10.7	35	46.7	
3	2	ASUMH	901090	20		5.0		-		-		25.0		-		5.0			30.0		10.0		40.0	
4	2	ASUN	011949	12		8.3		-		-		-		8.3		-			8.3		33.3		41.7	
5	2	BRTC	020522	36		5.6		-		-		19.4		16.7		-		13	36.1		2.8	14	38.9	
6	2	CCCUA	022209			-		-		-		25.0		-		-			25.0		25.0		50.0	
7	2	CotO	009976	23		17.4		-		-		8.7		8.7		-			17.4		13.0		30.4	
8	2	EACC	012260	24		4.2		-		-		4.2		-		-			4.2		12.5		16.7	
9	2	MSCC	023482	15		13.3		-		-		13.3		-		-			13.3		6.7		20.0	
10	2	NAC	012261	26		3.8		-		-		3.8		15.4		-			19.2		23.1	11	42.3	
11	2	NPCC	012105	26		-		-		-		11.5		7.7		-			19.2		26.9	12	46.2	
12	2	NWACC	030633	36		5.6		-		-		13.9		-		-			13.9		25.0	14	38.9	
13	2	OZC	020870	36		8.3		-		-		2.8		-		2.8			5.6	12	33.3	14	38.9	
14	2	PCCUA	001104	19		5.3		-		-		-		-		-			-		15.8		15.8	
15	2	PTC	020753	176	11	6.3		-		-		5.1		2.8		1.7		17	9.7	65	36.9	82	46.6	
16	2	RMCC	021111	12		8.3		-		-		-		8.3		-			8.3		-		8.3	
17	2	SACC	020746	15		6.7		-		-		13.3		-		-			13.3		6.7		20.0	
18	2	SAUT	007738	27		-		-		-		14.8	15	55.6		-			19	70.4		-	19	70.4
19	2	SEAC	005707	25		8.0		-		-		4.0		-		-			4.0		24.0		28.0	
20	2	UACCB	020735	29		6.9		-		-		-		3.4		13.8			17.2		31.0	14	48.3	
21	2	UACCH	005732	20		-		-		-		10.0		5.0		5.0			20.0		20.0		40.0	
22	2	UACCM	005245	41		7.3		-		-		7.3		2.4		-			9.8	10	24.4	14	34.1	
2-Year Colleges				752	44	5.9		-		-		60	8.0	63	8.4	13	1.7	136	18.1	160	21.3	296	39.4	

NOTES: When a student received more than one award, only the highest award was counted.

TIME PERIOD CONSIDERATIONS:

1. CP Graduates are counted from these graduation dates = '092005', '102005', '112005', '122005', '012006', '022006', '032006', '042006', '052006', so this is essentially through the Spring term.
2. TC Graduates include 1 full academic year plus these graduation dates = '072006', '082006', '092006', '102006', '112006', '122006', so this is through the next Fall term.
3. Associate Graduates include 3 full academic years plus these graduation dates = '072008', '082008', so this includes the next 2 months of July and August.
4. AC Graduates include 4 full academic years plus these graduation dates = '072009', '082009', '092009', '102009', '112009', '122009', so this is through the next Fall term.
5. Baccalaureate Graduates include 6 full academic years plus these graduation dates = '072011', '082011', so this includes the next 2 months of July and August.
6. All counts of less than 10 are not shown due to FERPA

IPEDS/ADHE Graduation Rate Calculation by AGE

Cohort Year selected = 2007 and Time Period Covered = AFTER THREE (3) YEARS (from AY2007 thru AY2009) for Two-Year Colleges for Ages 25-34.

#	IT	College	FICE	Cohort	Transfers		Bacc.		Adv. Cert.		Assoc.		Tech. Cert.		Cert. Prof.		Graduates		Retained		Success	
					#	%	#	%	#	%	#	%	#	%	#	%	#	%	#	%	#	%
1	2	ANC	012860	25		-		-		-	4.0		4.0		-		8.0		16.0		24.0	
2	2	ASUB	001091	50		2.0		-		-	10.0	10	20.0		6.0		18	36.0	11	22.0	29	58.0
3	2	ASUMH	901090	14		7.1		-		-	21.4		7.1		14.3		42.9		7.1		50.0	
4	2	ASUN	011949	12		8.3		-		-	-		-		-		-		33.3		33.3	
5	2	BRTC	020522	51		7.8		-		-	2.0		7.8		3.9		13.7	12	23.5	19	37.3	
6	2	CCCUA	022209	12		8.3		-		-	-		-		-		-		41.7		41.7	
7	2	CotO	009976	10		-		-		-	20.0		30.0		20.0		70.0		20.0		90.0	
8	2	EACC	012260	25		16.0		-		-	12.0		-		-		12.0		20.0		32.0	
9	2	MSCC	023482			-		-		-	-		-		-		-		25.0		25.0	
10	2	NAC	012261	21		4.8		-		-	9.5		19.0		-		28.6		23.8	11	52.4	
11	2	NPCC	012105	40		2.5		-		-	10.0		5.0		-		15.0	12	30.0	18	45.0	
12	2	NWACC	030633	20		5.0		-		-	5.0		-		-		5.0		15.0		20.0	
13	2	OZC	020870	18		5.6		-		-	11.1		-		-		11.1		38.9		50.0	
14	2	PCCUA	001104	13		7.7		-		-	15.4		-		-		15.4		23.1		38.5	
15	2	PTC	020753	155	11	7.1		-		-	4.5	10	6.5		1.9		20	12.9	52	33.5	72	46.5
16	2	RMCC	021111	12		16.7		-		-	-		8.3		-		8.3		25.0		33.3	
17	2	SACC	020746	11		-		-		-	-		-		-		-		36.4		36.4	
18	2	SAUT	007738	27		-		-		-	11.1	15	55.6		11.1		21	77.8		-	21	77.8
19	2	SEAC	005707	20		-		-		-	15.0		5.0		-		20.0		40.0	12	60.0	
20	2	UACCB	020735	19		5.3		-		-	5.3		-		-		5.3		26.3		31.6	
21	2	UACCH	005732	11		9.1		-		-	9.1		9.1		-		18.2		-		18.2	
22	2	UACCM	005245	29		-		-		-	6.9		-		3.4		10.3		17.2		27.6	
2-Year Colleges				603	32	5.3					43	7.1	53	8.8	16	2.7	112	18.6	153	25.4	265	43.9

NOTES: When a student received more than one award, only the highest award was counted.

TIME PERIOD CONSIDERATIONS:

1. CP Graduates are counted from these graduation dates = '092006', '102006', '112006', '122006', '012007', '022007', '032007', '042007', '052007', so this is essentially through the Spring term.
2. TC Graduates include 1 full academic year plus these graduation dates = '072007', '082007', '092007', '102007', '112007', '122007', so this is through the next Fall term.
3. Associate Graduates include 3 full academic years plus these graduation dates = '072009', '082009', so this includes the next 2 months of July and August.
4. AC Graduates include 4 full academic years plus these graduation dates = '072010', '082010', '092010', '102010', '112010', '122010', so this is through the next Fall term.
5. Baccalaureate Graduates include 6 full academic years plus these graduation dates = '072012', '082012', so this includes the next 2 months of July and August.
6. All counts of less than 10 are not shown due to FERPA

IPEDS/ADHE Graduation Rate Calculation by AGE

Cohort Year selected = 2008 and Time Period Covered = AFTER THREE (3) YEARS (from AY2008 thru AY2010) for Two-Year Colleges for Ages 25-34.

#	IT	College	FICE	Cohort	Transfers		Bacc.		Adv. Cert.		Assoc.		Tech. Cert.		Cert. Prof.		Graduates		Retained		Success	
					#	%	#	%	#	%	#	%	#	%	#	%	#	%	#	%	#	%
1	2	ANC	012860	26		7.7		-		-		-		26.9		-		26.9		7.7		34.6
2	2	ASUB	001091	52		3.8		-		-	15.4	10	19.2		3.8		20	38.5		13.5	27	51.9
3	2	ASUMH	901090	21		-		-		-	19.0		-		28.6		10	47.6		19.0	14	66.7
4	2	ASUN	011949			25.0		-		-	-		12.5		-		12.5		25.0			37.5
5	2	BRTC	020522	55		1.8		-		-	14	25.5	10.9		1.8		21	38.2	14	25.5	35	63.6
6	2	CCCUA	022209	10		10.0		-		-	-		20.0		10.0		30.0		20.0			50.0
7	2	CotO	009976	18		-		-		-	5.6		-		5.6		11.1		22.2			33.3
8	2	EACC	012260	23		-		-		-	4.3		17.4		-		21.7		13.0			34.8
9	2	MSCC	023482			20.0		-		-	-		-		-		-		60.0			60.0
10	2	NAC	012261	26		3.8		-		-	15.4		23.1		-		10	38.5		30.8	18	69.2
11	2	NPCC	012105	31		-		-		-	16.1		9.7		6.5		10	32.3		22.6	17	54.8
12	2	NWACC	030633	41		2.4		-		-	9.8		-		2.4		12.2	14	34.1		19	46.3
13	2	OZC	020870	35		5.7		-		-	11.4		-		8.6		20.0		14.3		12	34.3
14	2	PCCUA	001104	17		17.6		-		-	17.6		11.8		-		29.4		17.6			47.1
15	2	PTC	020753	156		5.1		-		-	5.8	13	8.3		0.6		23	14.7	53	34.0	76	48.7
16	2	RMCC	021111	10		10.0		-		-	20.0		-		-		20.0		20.0			40.0
17	2	SACC	020746			-		-		-	-		-		-		-		42.9			42.9
18	2	SAUT	007738	26		3.8		-		-	7.7	10	38.5		7.7		14	53.8		3.8	15	57.7
19	2	SEAC	005707	34		5.9		-		-	5.9		-		2.9		8.8		26.5		12	35.3
20	2	UACCB	020735	34		2.9		-		-	11.8		-		23.5		12	35.3		8.8	15	44.1
21	2	UACCH	005732	32		3.1		-		-	12.5		3.1		-		15.6		21.9		12	37.5
22	2	UACCM	005245	29		6.9		-		-	13.8		-		-		13.8		24.1		11	37.9
2-Year Colleges				696	32	4.6		-		-	75	10.8	65	9.3	29	4.2	169	24.3	163	23.4	332	47.7

NOTES: When a student received more than one award, only the highest award was counted.

TIME PERIOD CONSIDERATIONS:

1. CP Graduates are counted from these graduation dates = '092007', '102007', '112007', '122007', '012008', '022008', '032008', '042008', '052008', so this is essentially through the Spring term.
2. TC Graduates include 1 full academic year plus these graduation dates = '072008', '082008', '092008', '102008', '112008', '122008', so this is through the next Fall term.
3. Associate Graduates include 3 full academic years plus these graduation dates = '072010', '082010', so this includes the next 2 months of July and August.
4. AC Graduates include 4 full academic years plus these graduation dates = '072011', '082011', '092011', '102011', '112011', '122011', so this is through the next Fall term.
5. Baccalaureate Graduates include 6 full academic years plus these graduation dates = '072013', '082013', so this includes the next 2 months of July and August.
6. All counts of less than 10 are not shown due to FERPA

IPEDS/ADHE Graduation Rate Calculation by AGE

Cohort Year selected = 2009 and Time Period Covered = AFTER THREE (3) YEARS (from AY2009 thru AY2011) for Two-Year Colleges for Ages 25-34.

#	IT	College	FICE	Cohort	Transfers		Bacc.		Adv. Cert.		Assoc.		Tech. Cert.		Cert. Prof.		Graduates		Retained		Success			
					#	%	#	%	#	%	#	%	#	%	#	%	#	%	#	%	#	%		
1	2	ANC	012860	23		8.7		-		-		8.7		21.7		-				30.4		17.4	11	47.8
2	2	ASUB	001091	48		8.3		-		-		12.5		8.3		12.5		16		33.3		14.6	23	47.9
3	2	ASUMH	901090	24		4.2		-		-		20.8		4.2		20.8		11		45.8		8.3	13	54.2
4	2	ASUN	011949	32		6.3		-		-		15.6		25.0		-		13		40.6		9.4	16	50.0
5	2	BRTC	020522	23		17.4		-		-		30.4		-		-				30.4		30.4	14	60.9
6	2	CCCUA	022209	11		-		-		-		9.1		-		9.1				18.2		18.2		36.4
7	2	CotO	009976	22		4.5		-		-		9.1		13.6		9.1				31.8		18.2	11	50.0
8	2	EACC	012260	25		4.0		-		-		8.0		32.0		4.0		11		44.0		16.0	15	60.0
9	2	MSCC	023482	16		12.5		-		-		-		-		-				-		18.8		18.8
10	2	NAC	012261	20		-		-		-		-		5.0		-				5.0		35.0		40.0
11	2	NPCC	012105	46		4.3		-		-		4.3		10.9		2.2				17.4	19	41.3	27	58.7
12	2	NWACC	030633	38		5.3		-		-		15.8		-		-				15.8		23.7	15	39.5
13	2	OZC	020870	26		3.8		-		-		11.5		-		3.8				15.4		15.4		30.8
14	2	PCCUA	001104			11.1		-		-		11.1		22.2		-				33.3		22.2		55.6
15	2	PTC	020753	105		6.7		-		-		1.9		5.7		1.0				8.6	39	37.1	48	45.7
16	2	RMCC	021111	11		9.1		-		-		-		-		-				-		9.1		9.1
17	2	SACC	020746	15		13.3		-		-		-		13.3		-				13.3		6.7		20.0
18	2	SAUT	007738	19		15.8		-		-		5.3		47.4		5.3		11		57.9		-	11	57.9
19	2	SEAC	005707	27		3.7		-		-		3.7		-		11.1				14.8		33.3	13	48.1
20	2	UACCB	020735	17		11.8		-		-		11.8		-		11.8				23.5		17.6		41.2
21	2	UACCH	005732	29		6.9		-		-		10.3		10.3		24.1		13		44.8		6.9	15	51.7
22	2	UACCM	005245	32		6.3		-		-		15.6		3.1		3.1				21.9	11	34.4	18	56.3
2-Year Colleges				618	43	7.0		-		-		56	9.1	58	9.4	32	5.2	146	23.6	143	23.1	289	46.8	

NOTES: When a student received more than one award, only the highest award was counted.

TIME PERIOD CONSIDERATIONS:

1. CP Graduates are counted from these graduation dates = '092008', '102008', '112008', '122008', '012009', '022009', '032009', '042009', '052009', so this is essentially through the Spring term.
2. TC Graduates include 1 full academic year plus these graduation dates = '072009', '082009', '092009', '102009', '112009', '122009', so this is through the next Fall term.
3. Associate Graduates include 3 full academic years plus these graduation dates = '072011', '082011', so this includes the next 2 months of July and August.
4. AC Graduates include 4 full academic years plus these graduation dates = '072012', '082012', '092012', '102012', '112012', '122012', so this is through the next Fall term.
5. Baccalaureate Graduates include 6 full academic years plus these graduation dates = '072014', '082014', so this includes the next 2 months of July and August.
6. All counts of less than 10 are not shown due to FERPA

IPEDS/ADHE Graduation Rate Calculation by AGE

Cohort Year selected = 2010 and Time Period Covered = AFTER THREE (3) YEARS (from AY2010 thru AY2012) for Two-Year Colleges for Ages 25-34.

#	IT	College	FICE	Cohort	Transfers		Bacc.		Adv. Cert.		Assoc.		Tech. Cert.		Cert. Prof.		Graduates		Retained		Success		
					#	%	#	%	#	%	#	%	#	%	#	%	#	%	#	%	#	%	
1	2	ANC	012860	37		2.7		-		-		2.7		13.5		2.7		18.9		10.8	11	29.7	
2	2	ASUB	001091	60		1.7		-		-		15.0		8.3		6.7		18	30.0	10	16.7	28	46.7
3	2	ASUMH	901090	12		8.3		-		-		16.7		8.3		8.3		33.3		25.0		58.3	
4	2	ASUN	011949	50		2.0		-		-	10	20.0	12	24.0		2.0		23	46.0		14.0	30	60.0
5	2	BRTC	020522	67		4.5		-		-		13.4		11.9		-		17	25.4	13	19.4	30	44.8
6	2	CCCUA	022209	13		-		-		-		7.7		-		15.4		23.1		15.4		38.5	
7	2	CotO	009976	28		3.6		-		-		10.7		25.0		3.6		11	39.3		17.9	16	57.1
8	2	EACC	012260	42		2.4		-		-		4.8	11	26.2		-		13	31.0		7.1	16	38.1
9	2	MSCC	023482	18		5.6		-		-		11.1		-		16.7		27.8		16.7		44.4	
10	2	NAC	012261	33		-		-		-		15.2		12.1		3.0		10	30.3		18.2	16	48.5
11	2	NPCC	012105	68		2.9		-		-		10.3		-		-		10.3		27	39.7	34	50.0
12	2	NWACC	030633	83		4.8		-		-		10.8		-		1.2		10	12.0	30	36.1	40	48.2
13	2	OZC	020870	40		-		-		-		10.0		-		-		10.0		10	25.0	14	35.0
14	2	PCCUA	001104	18		11.1		-		-		5.6		11.1		-		16.7		5.6		22.2	
15	2	PTC	020753	173	14	8.1		-		-	17	9.8		2.3		0.6		22	12.7	65	37.6	87	50.3
16	2	RMCC	021111	10		10.0		-		-		-		10.0		-		10.0		20.0		30.0	
17	2	SACC	020746	30		10.0		-		-		10.0		3.3		3.3		16.7		23.3	12	40.0	
18	2	SAUT	007738	27		-		-		-		3.7		33.3		22.2		16	59.3		7.4	18	66.7
19	2	SEAC	005707	40		2.5		-		-		12.5		2.5		10.0		10	25.0		15.0	16	40.0
20	2	UACCB	020735	24		-		-		-		8.3		-		12.5		20.8		29.2	12	50.0	
21	2	UACCH	005732	35		-		-		-		11.4		8.6		5.7		25.7		22.9	17	48.6	
22	2	UACCM	005245	61		11.5		-		-	14	23.0		1.6		-		15	24.6	14	23.0	29	47.5
2-Year Colleges				969	44	4.5		-		-	111	11.5	75	7.7	32	3.3	218	22.5	235	24.3	453	46.7	

NOTES: When a student received more than one award, only the highest award was counted.

TIME PERIOD CONSIDERATIONS:

1. CP Graduates are counted from these graduation dates = '092009', '102009', '112009', '122009', '012010', '022010', '032010', '042010', '052010', so this is essentially through the Spring term.
2. TC Graduates include 1 full academic year plus these graduation dates = '072010', '082010', '092010', '102010', '112010', '122010', so this is through the next Fall term.
3. Associate Graduates include 3 full academic years plus these graduation dates = '072012', '082012', so this includes the next 2 months of July and August.
4. AC Graduates include 4 full academic years plus these graduation dates = '072013', '082013', '092013', '102013', '112013', '122013', so this is through the next Fall term.
5. Baccalaureate Graduates include 6 full academic years plus these graduation dates = '072015', '082015', so this includes the next 2 months of July and August.
6. All counts of less than 10 are not shown due to FERPA

IPEDS/ADHE Graduation Rate Calculation by AGE

Cohort Year selected = 2006 and Time Period Covered = AFTER THREE (3) YEARS (from AY2006 thru AY2008) for Two-Year Colleges for Ages 35-44.

#	IT	College	FICE	Cohort	Transfers		Bacc.		Adv. Cert.		Assoc.		Tech. Cert.		Cert. Prof.		Graduates		Retained		Success	
					#	%	#	%	#	%	#	%	#	%	#	%	#	%	#	%	#	%
1	2	ANC	012860			12.5						25.0		12.5				37.5				37.5
2	2	ASUB	001091	27		3.7					18.5	10	37.0		7.4		17	63.0		3.7	18	66.7
3	2	ASUMH	901090			22.2														22.2		22.2
4	2	ASUN	011949	10		10.0					10.0							10.0		10.0		20.0
5	2	BRTC	020522	13		7.7					23.1		7.7					30.8		30.8		61.5
6	2	CCCUA	022209			-					33.3							33.3		50.0		83.3
7	2	CotO	009976	12		-					16.7		16.7		8.3			41.7				41.7
8	2	EACC	012260	10		-														20.0		20.0
9	2	MSCC	023482			-														100.0		100.0
10	2	NAC	012261	14		-					14.3		35.7					50.0		7.1		57.1
11	2	NPCC	012105	17		-					11.8		5.9					17.6		41.2	10	58.8
12	2	NWACC	030633			-														33.3		33.3
13	2	OZC	020870	15		-					6.7							6.7		20.0		26.7
14	2	PCCUA	001104			-					25.0							25.0				25.0
15	2	PTC	020753	52		5.8					1.9		5.8		3.8			11.5	21	40.4	27	51.9
16	2	RMCC	021111			11.1							11.1					11.1		11.1		22.2
17	2	SACC	020746	14		-							21.4					21.4		42.9		64.3
18	2	SAUT	007738	10		-					10.0		70.0		10.0			90.0				90.0
19	2	SEAC	005707	15		-							6.7					6.7		40.0		46.7
20	2	UACCB	020735			-					33.3							33.3		16.7		50.0
21	2	UACCH	005732			-					22.2		22.2		22.2			66.7		22.2		88.9
22	2	UACCM	005245	15		13.3					20.0							20.0		6.7		26.7
2-Year Colleges				286	12	4.2					30	10.5	37	12.9		2.8	75	26.2	67	23.4	142	49.7

NOTES: When a student received more than one award, only the highest award was counted.

TIME PERIOD CONSIDERATIONS:

1. CP Graduates are counted from these graduation dates = '092005', '102005', '112005', '122005', '012006', '022006', '032006', '042006', '052006', so this is essentially through the Spring term.
2. TC Graduates include 1 full academic year plus these graduation dates = '072006', '082006', '092006', '102006', '112006', '122006', so this is through the next Fall term.
3. Associate Graduates include 3 full academic years plus these graduation dates = '072008', '082008', so this includes the next 2 months of July and August.
4. AC Graduates include 4 full academic years plus these graduation dates = '072009', '082009', '092009', '102009', '112009', '122009', so this is through the next Fall term.
5. Baccalaureate Graduates include 6 full academic years plus these graduation dates = '072011', '082011', so this includes the next 2 months of July and August.
6. All counts of less than 10 are not shown due to FERPA

IPEDS/ADHE Graduation Rate Calculation by AGE

Cohort Year selected = 2007 and Time Period Covered = AFTER THREE (3) YEARS (from AY2007 thru AY2009) for Two-Year Colleges for Ages 35-44.

#	IT	College	FICE	Cohort	Transfers		Bacc.		Adv. Cert.		Assoc.		Tech. Cert.		Cert. Prof.		Graduates		Retained		Success		
					#	%	#	%	#	%	#	%	#	%	#	%	#	%	#	%	#	%	
1	2	ANC	012860	13		-		-		-		-	23.1		15.4			38.5		7.7		46.2	
2	2	ASUB	001091	32		3.1		-		-		9.4		28.1		6.3	14	43.8		9.4	17	53.1	
3	2	ASUMH	901090			-		-		-		-		-		50.0		50.0		25.0		75.0	
4	2	ASUN	011949			14.3		-		-		-		-		-		-		28.6		28.6	
5	2	BRTC	020522	22		9.1		-		-		9.1		-		4.5		13.6		27.3		40.9	
6	2	CCCUA	022209			-		-		-		66.7		-		-		66.7		-		66.7	
7	2	CotO	009976	10		-		-		-		40.0		10.0		10.0		60.0		-		60.0	
8	2	EACC	012260	10		10.0		-		-		30.0		-		-		30.0		50.0		80.0	
9	2	MSCC	023482			-		-		-		-		-		-		-		28.6		28.6	
10	2	NAC	012261			-		-		-		22.2		22.2		-		44.4		11.1		55.6	
11	2	NPCC	012105			-		-		-		22.2		-		-		22.2		33.3		55.6	
12	2	NWACC	030633	13		-		-		-		15.4		-		7.7		23.1		23.1		46.2	
13	2	OZC	020870	12		8.3		-		-		25.0		-		16.7		41.7		16.7		58.3	
14	2	PCCUA	001104			-		-		-		50.0		-		-		50.0		50.0		100.0	
15	2	PTC	020753	55		3.6		-		-		7.3		5.5		1.8		14.5	24	43.6	32	58.2	
16	2	RMCC	021111			-		-		-		-		20.0		-		20.0		20.0		40.0	
17	2	SACC	020746			-		-		-		-		-		-		-		60.0		60.0	
18	2	SAUT	007738	13		-		-		-		15.4		61.5		15.4	12	92.3		-	12	92.3	
19	2	SEAC	005707	10		10.0		-		-		10.0		-		-		10.0		30.0		40.0	
20	2	UACCB	020735			-		-		-		25.0		-		-		25.0		25.0		50.0	
21	2	UACCH	005732			12.5		-		-		37.5		-		-		37.5		12.5		50.0	
22	2	UACCM	005245	11		9.1		-		-		18.2		-		-		18.2		-		18.2	
2-Year Colleges				270	11	4.1						39	14.4	27	10.0	14	5.2	80	29.6	65	24.1	145	53.7

NOTES: When a student received more than one award, only the highest award was counted.

TIME PERIOD CONSIDERATIONS:

1. CP Graduates are counted from these graduation dates = '092006', '102006', '112006', '122006', '012007', '022007', '032007', '042007', '052007', so this is essentially through the Spring term.
2. TC Graduates include 1 full academic year plus these graduation dates = '072007', '082007', '092007', '102007', '112007', '122007', so this is through the next Fall term.
3. Associate Graduates include 3 full academic years plus these graduation dates = '072009', '082009', so this includes the next 2 months of July and August.
4. AC Graduates include 4 full academic years plus these graduation dates = '072010', '082010', '092010', '102010', '112010', '122010', so this is through the next Fall term.
5. Baccalaureate Graduates include 6 full academic years plus these graduation dates = '072012', '082012', so this includes the next 2 months of July and August.
6. All counts of less than 10 are not shown due to FERPA

IPEDS/ADHE Graduation Rate Calculation by AGE

Cohort Year selected = 2008 and Time Period Covered = AFTER THREE (3) YEARS (from AY2008 thru AY2010) for Two-Year Colleges for Ages 35-44.

#	IT	College	FICE	Cohort	Transfers		Bacc.		Adv. Cert.		Assoc.		Tech. Cert.		Cert. Prof.		Graduates		Retained		Success	
					#	%	#	%	#	%	#	%	#	%	#	%	#	%	#	%	#	%
1	2	ANC	012860			-		-		-		12.5		25.0		-		37.5		50.0		87.5
2	2	ASUB	001091	31		6.5		-		-		29.0		25.8		6.5	19	61.3		9.7	22	71.0
3	2	ASUMH	901090			-		-		-		37.5		-		25.0		62.5		12.5		75.0
4	2	ASUN	011949	10		10.0		-		-		10.0		20.0		-		30.0		30.0		60.0
5	2	BRTC	020522	49		2.0		-		-	14	28.6		18.4		-	23	46.9		16.3	31	63.3
6	2	CCCUA	022209			-		-		-		28.6		-		-		28.6		14.3		42.9
7	2	CotO	009976			11.1		-		-		-		22.2		11.1		33.3		-		33.3
8	2	EACC	012260	10		-		-		-		10.0		20.0		-		30.0		40.0		70.0
9	2	MSCC	023482	10		-		-		-		10.0		-		-		10.0		50.0		60.0
10	2	NAC	012261			-		-		-		22.2		-		-		22.2		44.4		66.7
11	2	NPCC	012105	12		8.3		-		-		-		16.7		-		16.7		25.0		41.7
12	2	NWACC	030633	16		-		-		-		37.5		-		6.3		43.8		12.5		56.3
13	2	OZC	020870	22		-		-		-		4.5		4.5		4.5		13.6	10	45.5	13	59.1
14	2	PCCUA	001104			-		-		-		16.7		-		-		16.7		16.7		33.3
15	2	PTC	020753	52		3.8		-		-		7.7		5.8		-		13.5	21	40.4	28	53.8
16	2	RMCC	021111			25.0		-		-		-		-		-		-		-		-
17	2	SACC	020746			-		-		-		-		-		-		-		40.0		40.0
18	2	SAUT	007738			-		-		-		-		80.0		-		80.0		-		80.0
19	2	SEAC	005707			-		-		-		22.2		-		-		22.2		-		22.2
20	2	UACCB	020735	21		4.8		-		-		9.5		-		23.8		33.3		9.5		42.9
21	2	UACCH	005732	14		-		-		-		14.3		-		7.1		21.4		28.6		50.0
22	2	UACCM	005245			11.1		-		-		11.1		-		-		11.1		22.2		33.3
2-Year Colleges				326	11	3.4					53	16.3	35	10.7	13	4.0	101	31.0	80	24.5	181	55.5

NOTES: When a student received more than one award, only the highest award was counted.

TIME PERIOD CONSIDERATIONS:

1. CP Graduates are counted from these graduation dates = '092007', '102007', '112007', '122007', '012008', '022008', '032008', '042008', '052008', so this is essentially through the Spring term.
2. TC Graduates include 1 full academic year plus these graduation dates = '072008', '082008', '092008', '102008', '112008', '122008', so this is through the next Fall term.
3. Associate Graduates include 3 full academic years plus these graduation dates = '072010', '082010', so this includes the next 2 months of July and August.
4. AC Graduates include 4 full academic years plus these graduation dates = '072011', '082011', '092011', '102011', '112011', '122011', so this is through the next Fall term.
5. Baccalaureate Graduates include 6 full academic years plus these graduation dates = '072013', '082013', so this includes the next 2 months of July and August.
6. All counts of less than 10 are not shown due to FERPA

IPEDS/ADHE Graduation Rate Calculation by AGE

Cohort Year selected = 2009 and Time Period Covered = AFTER THREE (3) YEARS (from AY2009 thru AY2011) for Two-Year Colleges for Ages 35-44.

#	IT	College	FICE	Cohort	Transfers		Bacc.		Adv. Cert.		Assoc.		Tech. Cert.		Cert. Prof.		Graduates		Retained		Success		
					#	%	#	%	#	%	#	%	#	%	#	%	#	%	#	%	#	%	
1	2	ANC	012860			-		-		-		16.7		16.7		-		33.3		33.3		66.7	
2	2	ASUB	001091	27		7.4		-		-		18.5		11.1		3.7		33.3		7.4	11	40.7	
3	2	ASUMH	901090			16.7		-		-		16.7		16.7		16.7		50.0		16.7		66.7	
4	2	ASUN	011949			11.1		-		-		22.2		33.3		-		55.6		-		55.6	
5	2	BRTC	020522	14		14.3		-		-		7.1		14.3		-		21.4		28.6		50.0	
6	2	CCCUA	022209			-		-		-		-		-		-		-		33.3		33.3	
7	2	CotO	009976	12		-		-		-		16.7		25.0		-		41.7		-		41.7	
8	2	EACC	012260	15		-		-		-		6.7		33.3		-		40.0		6.7		46.7	
9	2	MSCC	023482			-		-		-		40.0		-		-		40.0		40.0		80.0	
10	2	NAC	012261	15		-		-		-		20.0		-		-		20.0		33.3		53.3	
11	2	NPCC	012105	13		7.7		-		-		15.4		7.7		7.7		30.8		15.4		46.2	
12	2	NWACC	030633	11		-		-		-		36.4		-		9.1		45.5		-		45.5	
13	2	OZC	020870	12		8.3		-		-		25.0		-		-		25.0		33.3		58.3	
14	2	PCCUA	001104			-		-		-		33.3		-		-		33.3		33.3		66.7	
15	2	PTC	020753	49		2.0		-		-		8.2		8.2		-		16.3	19	38.8	27	55.1	
16	2	RMCC	021111			-		-		-		20.0		-		-		20.0		20.0		40.0	
17	2	SACC	020746			22.2		-		-		11.1		-		22.2		33.3		44.4		77.8	
18	2	SAUT	007738			-		-		-		-		33.3		16.7		50.0		-		50.0	
19	2	SEAC	005707	13		-		-		-		7.7		-		-		7.7		23.1		30.8	
20	2	UACCB	020735	15		-		-		-		26.7		-		13.3		40.0		33.3	11	73.3	
21	2	UACCH	005732	16		6.3		-		-		12.5		18.8		25.0		56.3		12.5	11	68.8	
22	2	UACCM	005245	11		9.1		-		-		18.2		-		-		18.2		27.3		45.5	
2-Year Colleges				281	13	4.6						43	15.3	28	10.0	13	4.6	84	29.9	64	22.8	148	52.7

NOTES: When a student received more than one award, only the highest award was counted.

TIME PERIOD CONSIDERATIONS:

1. CP Graduates are counted from these graduation dates = '092008', '102008', '112008', '122008', '012009', '022009', '032009', '042009', '052009', so this is essentially through the Spring term.
2. TC Graduates include 1 full academic year plus these graduation dates = '072009', '082009', '092009', '102009', '112009', '122009', so this is through the next Fall term.
3. Associate Graduates include 3 full academic years plus these graduation dates = '072011', '082011', so this includes the next 2 months of July and August.
4. AC Graduates include 4 full academic years plus these graduation dates = '072012', '082012', '092012', '102012', '112012', '122012', so this is through the next Fall term.
5. Baccalaureate Graduates include 6 full academic years plus these graduation dates = '072014', '082014', so this includes the next 2 months of July and August.
6. All counts of less than 10 are not shown due to FERPA

IPEDS/ADHE Graduation Rate Calculation by AGE

Cohort Year selected = 2010 and Time Period Covered = AFTER THREE (3) YEARS (from AY2010 thru AY2012) for Two-Year Colleges for Ages 35-44.

#	IT	College	FICE	Cohort	Transfers		Bacc.		Adv. Cert.		Assoc.		Tech. Cert.		Cert. Prof.		Graduates		Retained		Success		
					#	%	#	%	#	%	#	%	#	%	#	%	#	%	#	%	#	%	
1	2	ANC	012860	16		6.3		-		-		-		18.8		-		18.8		12.5		31.3	
2	2	ASUB	001091	26		7.7		-		-		11.5		26.9		7.7	12	46.2		11.5		15	57.7
3	2	ASUMH	901090	10		-		-		-		40.0		10.0		10.0		60.0		-			60.0
4	2	ASUN	011949	27		-		-		-		14.8		14.8		-		29.6		3.7			33.3
5	2	BRTC	020522	34		8.8		-		-		14.7		5.9		5.9		26.5		11.8		13	38.2
6	2	CCCUA	022209			-		-		-		12.5		-		-		12.5		37.5			50.0
7	2	CotO	009976			16.7		-		-		-		16.7		-		16.7		16.7			33.3
8	2	EACC	012260	19		5.3		-		-		-		31.6		-		31.6		15.8			47.4
9	2	MSCC	023482	12		8.3		-		-		25.0		-		8.3		33.3		16.7			50.0
10	2	NAC	012261	26		-		-		-		7.7		19.2		3.8		30.8		23.1		14	53.8
11	2	NPCC	012105	27		-		-		-		18.5		11.1		-		29.6		25.9		15	55.6
12	2	NWACC	030633	37		2.7		-		-		16.2		-		-		16.2	17	45.9		23	62.2
13	2	OZC	020870	14		7.1		-		-		7.1		-		14.3		21.4		35.7			57.1
14	2	PCCUA	001104			25.0		-		-		-		25.0		-		25.0		25.0			50.0
15	2	PTC	020753	88		3.4		-		-		6.8		8.0		-	13	14.8	42	47.7		55	62.5
16	2	RMCC	021111			28.6		-		-		28.6		-		-		28.6		-			28.6
17	2	SACC	020746	14		14.3		-		-		7.1		7.1		-		14.3		14.3			28.6
18	2	SAUT	007738	19		10.5		-		-		5.3		36.8		10.5	10	52.6		5.3		11	57.9
19	2	SEAC	005707	18		-		-		-		11.1		16.7		-		27.8		33.3		11	61.1
20	2	UACCB	020735	21		14.3		-		-		-		-		14.3		14.3		23.8			38.1
21	2	UACCH	005732	18		-		-		-		16.7		5.6		22.2		44.4		16.7		11	61.1
22	2	UACCM	005245	27		3.7		-		-		25.9		-		3.7		29.6		18.5		13	48.1
2-Year Colleges				478	25	5.2						56	11.7	52	10.9	19	4.0	127	26.6	119	24.9	246	51.5

NOTES: When a student received more than one award, only the highest award was counted.

TIME PERIOD CONSIDERATIONS:

1. CP Graduates are counted from these graduation dates = '092009', '102009', '112009', '122009', '012010', '022010', '032010', '042010', '052010', so this is essentially through the Spring term.
2. TC Graduates include 1 full academic year plus these graduation dates = '072010', '082010', '092010', '102010', '112010', '122010', so this is through the next Fall term.
3. Associate Graduates include 3 full academic years plus these graduation dates = '072012', '082012', so this includes the next 2 months of July and August.
4. AC Graduates include 4 full academic years plus these graduation dates = '072013', '082013', '092013', '102013', '112013', '122013', so this is through the next Fall term.
5. Baccalaureate Graduates include 6 full academic years plus these graduation dates = '072015', '082015', so this includes the next 2 months of July and August.
6. All counts of less than 10 are not shown due to FERPA

IPEDS/ADHE Graduation Rate Calculation by AGE

Cohort Year selected = 2006 and Time Period Covered = AFTER THREE (3) YEARS (from AY2006 thru AY2008) for Two-Year Colleges for Ages 45-54.

#	IT	College	FICE	Cohort	Transfers		Bacc.		Adv. Cert.		Assoc.		Tech. Cert.		Cert. Prof.		Graduates		Retained		Success	
					#	%	#	%	#	%	#	%	#	%	#	%	#	%	#	%	#	%
1	2	ANC	012860			-		-		-	33.3		16.7		-		50.0		33.3		83.3	
2	2	ASUB	001091			-		-		-	-		83.3		-		83.3		-		83.3	
3	2	ASUMH	901090			-		-		-	-		25.0		-		25.0		25.0		50.0	
4	2	ASUN	011949			-		-		-	-		-		-		-		50.0		50.0	
5	2	BRTC	020522			-		-		-	25.0		25.0		-		50.0		-		50.0	
6	2	CCCUA	022209			-		-		-	-		-		-		-		-		-	
7	2	CotO	009976			-		-		-	33.3		66.7		-		100.0		-		100.0	
8	2	EACC	012260			-		-		-	80.0		-		-		80.0		20.0		100.0	
9	2	MSCC	023482			-		-		-	-		-		-		-		-		-	
10	2	NAC	012261			-		-		-	-		33.3		-		33.3		16.7		50.0	
11	2	NPCC	012105			-		-		-	-		-		-		-		-		-	
12	2	NWACC	030633			-		-		-	-		-		-		-		-		-	
13	2	OZC	020870			-		-		-	25.0		-		-		25.0		25.0		50.0	
14	2	PCCUA	001104			-		-		-	20.0		-		-		20.0		-		20.0	
15	2	PTC	020753	18		5.6		-		-	5.6		5.6		-		11.1		27.8		38.9	
16	2	RMCC	021111			-		-		-	-		33.3		-		33.3		-		33.3	
17	2	SACC	020746			-		-		-	-		-		-		-		33.3		33.3	
18	2	SAUT	007738			-		-		-	33.3		33.3		-		66.7		33.3		100.0	
19	2	SEAC	005707			-		-		-	-		-		-		-		25.0		25.0	
20	2	UACCB	020735			-		-		-	33.3		-		-		33.3		33.3		66.7	
21	2	UACCH	005732			-		-		-	16.7		-		16.7		33.3		33.3		66.7	
22	2	UACCM	005245			-		-		-	-		-		-		-		-		-	
2-Year Colleges				95		1.1		-		-	14	14.7	15	15.8		1.1	30	31.6	18	18.9	48	50.5

NOTES: When a student received more than one award, only the highest award was counted.

TIME PERIOD CONSIDERATIONS:

1. CP Graduates are counted from these graduation dates = '092005', '102005', '112005', '122005', '012006', '022006', '032006', '042006', '052006', so this is essentially through the Spring term.
2. TC Graduates include 1 full academic year plus these graduation dates = '072006', '082006', '092006', '102006', '112006', '122006', so this is through the next Fall term.
3. Associate Graduates include 3 full academic years plus these graduation dates = '072008', '082008', so this includes the next 2 months of July and August.
4. AC Graduates include 4 full academic years plus these graduation dates = '072009', '082009', '092009', '102009', '112009', '122009', so this is through the next Fall term.
5. Baccalaureate Graduates include 6 full academic years plus these graduation dates = '072011', '082011', so this includes the next 2 months of July and August.
6. All counts of less than 10 are not shown due to FERPA

IPEDS/ADHE Graduation Rate Calculation by AGE

Cohort Year selected = 2007 and Time Period Covered = AFTER THREE (3) YEARS (from AY2007 thru AY2009) for Two-Year Colleges for Ages 45-54.

#	IT	College	FICE	Cohort	Transfers		Bacc.		Adv. Cert.		Assoc.		Tech. Cert.		Cert. Prof.		Graduates		Retained		Success	
					#	%	#	%	#	%	#	%	#	%	#	%	#	%	#	%	#	%
1	2	ANC	012860			-		-		-		-		33.3		-		33.3		33.3		66.7
2	2	ASUB	001091			-		-		-	28.6		28.6		-			57.1		14.3		71.4
3	2	ASUMH	901090			-		-		-												-
4	2	ASUN	011949			-		-		-												-
5	2	BRTC	020522			11.1		-		-	33.3		22.2					55.6		11.1		66.7
6	2	CCCUA	022209			-		-		-												-
7	2	CotO	009976			-		-		-										100.0		100.0
8	2	EACC	012260			-		-		-												-
9	2	MSCC	023482			-		-		-												-
10	2	NAC	012261			-		-		-			25.0					25.0				25.0
11	2	NPCC	012105			-		-		-	50.0							50.0		25.0		75.0
12	2	NWACC	030633			-		-		-										33.3		33.3
13	2	OZC	020870			-		-		-	87.5							87.5				87.5
14	2	PCCUA	001104			-		-		-	33.3							33.3				33.3
15	2	PTC	020753	11		9.1		-		-			9.1					9.1		18.2		27.3
16	2	RMCC	021111			-		-		-												-
17	2	SACC	020746			-		-		-												-
18	2	SAUT	007738			-		-		-			100.0					100.0				100.0
19	2	SEAC	005707			-		-		-										33.3		33.3
20	2	UACCB	020735			-		-		-	33.3							33.3		33.3		66.7
21	2	UACCH	005732			-		-		-	25.0				25.0			50.0				50.0
22	2	UACCM	005245			-		-		-										33.3		33.3
2-Year Colleges				82		2.4		-		-	19	23.2		9.8		1.2	28	34.1	13	15.9	41	50.0

NOTES: When a student received more than one award, only the highest award was counted.

TIME PERIOD CONSIDERATIONS:

1. CP Graduates are counted from these graduation dates = '092006', '102006', '112006', '122006', '012007', '022007', '032007', '042007', '052007', so this is essentially through the Spring term.
2. TC Graduates include 1 full academic year plus these graduation dates = '072007', '082007', '092007', '102007', '112007', '122007', so this is through the next Fall term.
3. Associate Graduates include 3 full academic years plus these graduation dates = '072009', '082009', so this includes the next 2 months of July and August.
4. AC Graduates include 4 full academic years plus these graduation dates = '072010', '082010', '092010', '102010', '112010', '122010', so this is through the next Fall term.
5. Baccalaureate Graduates include 6 full academic years plus these graduation dates = '072012', '082012', so this includes the next 2 months of July and August.
6. All counts of less than 10 are not shown due to FERPA

IPEDS/ADHE Graduation Rate Calculation by AGE

Cohort Year selected = 2008 and Time Period Covered = AFTER THREE (3) YEARS (from AY2008 thru AY2010) for Two-Year Colleges for Ages 45-54.

#	IT	College	FICE	Cohort	Transfers		Bacc.		Adv. Cert.		Assoc.		Tech. Cert.		Cert. Prof.		Graduates		Retained		Success	
					#	%	#	%	#	%	#	%	#	%	#	%	#	%	#	%	#	%
1	2	ANC	012860			-		-		-		-		-		-		-		50.0		50.0
2	2	ASUB	001091	19		5.3		-		-		21.1		26.3		10.5		11	57.9		10.5	13 68.4
3	2	ASUMH	901090			-		-		-		25.0		-		-			25.0		-	25.0
4	2	ASUN	011949			-		-		-		-		-		-			-		-	-
5	2	BRTC	020522	26		-		-		-	11	42.3		15.4		-		15	57.7		7.7	17 65.4
6	2	CCCUA	022209			-		-		-		-		-		-			-		-	-
7	2	CotO	009976			-		-		-		-		50.0		-			50.0		-	50.0
8	2	EACC	012260			-		-		-		12.5		-		-			12.5		12.5	25.0
9	2	MSCC	023482			20.0		-		-		20.0		-		-			20.0		-	20.0
10	2	NAC	012261			-		-		-		-		42.9		-			42.9		-	42.9
11	2	NPCC	012105	16		-		-		-		25.0		18.8		-			43.8		18.8	10 62.5
12	2	NWACC	030633			-		-		-		50.0		-		-			50.0		-	50.0
13	2	OZC	020870			-		-		-		33.3		-		-			33.3		22.2	55.6
14	2	PCCUA	001104			-		-		-		-		-		-			-		-	-
15	2	PTC	020753	28		-		-		-		3.6		21.4		-			25.0		32.1	16 57.1
16	2	RMCC	021111			-		-		-		-		-		-			-		-	-
17	2	SACC	020746			50.0		-		-		-		-		-			-		-	-
18	2	SAUT	007738			-		-		-		-		25.0		-			25.0		-	25.0
19	2	SEAC	005707			-		-		-		16.7		-		-			16.7		33.3	50.0
20	2	UACCB	020735	11		-		-		-		18.2		-		18.2			36.4		-	36.4
21	2	UACCH	005732			11.1		-		-		11.1		-		33.3			44.4		-	44.4
22	2	UACCM	005245			-		-		-		14.3		-		-			14.3		28.6	42.9
2-Year Colleges				174		2.3		-		-	33	19.0	23	13.2		4.0	63	36.2	24	13.8	87	50.0

NOTES: When a student received more than one award, only the highest award was counted.

TIME PERIOD CONSIDERATIONS:

1. CP Graduates are counted from these graduation dates = '092007', '102007', '112007', '122007', '012008', '022008', '032008', '042008', '052008', so this is essentially through the Spring term.
2. TC Graduates include 1 full academic year plus these graduation dates = '072008', '082008', '092008', '102008', '112008', '122008', so this is through the next Fall term.
3. Associate Graduates include 3 full academic years plus these graduation dates = '072010', '082010', so this includes the next 2 months of July and August.
4. AC Graduates include 4 full academic years plus these graduation dates = '072011', '082011', '092011', '102011', '112011', '122011', so this is through the next Fall term.
5. Baccalaureate Graduates include 6 full academic years plus these graduation dates = '072013', '082013', so this includes the next 2 months of July and August.
6. All counts of less than 10 are not shown due to FERPA

IPEDS/ADHE Graduation Rate Calculation by AGE

Cohort Year selected = 2009 and Time Period Covered = AFTER THREE (3) YEARS (from AY2009 thru AY2011) for Two-Year Colleges for Ages 45-54.

#	IT	College	FICE	Cohort	Transfers		Bacc.		Adv. Cert.		Assoc.		Tech. Cert.		Cert. Prof.		Graduates		Retained		Success	
					#	%	#	%	#	%	#	%	#	%	#	%	#	%	#	%	#	%
1	2	ANC	012860			-		-		-		-		-		-		-		-		-
2	2	ASUB	001091			-		-		-	14.3		28.6		14.3		57.1		-		-	57.1
3	2	ASUMH	901090			40.0		-		-	20.0		-		-		20.0		-		-	20.0
4	2	ASUN	011949			-		-		-	20.0		20.0		-		40.0		-		-	40.0
5	2	BRTC	020522			33.3		-		-	-		-		33.3		33.3		33.3		-	66.7
6	2	CCCUA	022209			-		-		-	-		25.0		25.0		50.0		50.0		-	100.0
7	2	CotO	009976			-		-		-	33.3		-		-		33.3		-		-	33.3
8	2	EACC	012260			-		-		-	-		-		-		-		50.0		-	50.0
9	2	MSCC	023482			-		-		-	33.3		-		-		33.3		33.3		-	66.7
10	2	NAC	012261			-		-		-	-		50.0		-		50.0		50.0		-	100.0
11	2	NPCC	012105	12		-		-		-	8.3		33.3		-		41.7		16.7		-	58.3
12	2	NWACC	030633			-		-		-	20.0		-		-		20.0		60.0		-	80.0
13	2	OZC	020870			-		-		-	-		-		12.5		12.5		37.5		-	50.0
14	2	PCCUA	001104			-		-		-	-		100.0		-		100.0		-		-	100.0
15	2	PTC	020753	14		-		-		-	-		7.1		-		7.1		21.4		-	28.6
16	2	RMCC	021111			-		-		-	33.3		-		-		33.3		16.7		-	50.0
17	2	SACC	020746			-		-		-	-		-		-		-		57.1		-	57.1
18	2	SAUT	007738			16.7		-		-	16.7		50.0		-		66.7		16.7		-	83.3
19	2	SEAC	005707			-		-		-	-		-		-		-		75.0		-	75.0
20	2	UACCB	020735			-		-		-	42.9		-		-		42.9		14.3		-	57.1
21	2	UACCH	005732	12		8.3		-		-	8.3		33.3		25.0		66.7		16.7		10	83.3
22	2	UACCM	005245			-		-		-	60.0		-		-		60.0		20.0		-	80.0
2-Year Colleges					124	4.0					17	13.7	18	14.5		5.6	42	33.9	31	25.0	73	58.9

NOTES: When a student received more than one award, only the highest award was counted.

TIME PERIOD CONSIDERATIONS:

1. CP Graduates are counted from these graduation dates = '092008', '102008', '112008', '122008', '012009', '022009', '032009', '042009', '052009', so this is essentially through the Spring term.
2. TC Graduates include 1 full academic year plus these graduation dates = '072009', '082009', '092009', '102009', '112009', '122009', so this is through the next Fall term.
3. Associate Graduates include 3 full academic years plus these graduation dates = '072011', '082011', so this includes the next 2 months of July and August.
4. AC Graduates include 4 full academic years plus these graduation dates = '072012', '082012', '092012', '102012', '112012', '122012', so this is through the next Fall term.
5. Baccalaureate Graduates include 6 full academic years plus these graduation dates = '072014', '082014', so this includes the next 2 months of July and August.
6. All counts of less than 10 are not shown due to FERPA

IPEDS/ADHE Graduation Rate Calculation by AGE

Cohort Year selected = 2010 and Time Period Covered = AFTER THREE (3) YEARS (from AY2010 thru AY2012) for Two-Year Colleges for Ages 45-54.

#	IT	College	FICE	Cohort	Transfers		Bacc.		Adv. Cert.		Assoc.		Tech. Cert.		Cert. Prof.		Graduates		Retained		Success		
					#	%	#	%	#	%	#	%	#	%	#	%	#	%	#	%	#	%	
1	2	ANC	012860								12.5				12.5		25.0		12.5			37.5	
2	2	ASUB	001091	16							25.0		37.5				10	62.5		18.8		13	81.3
3	2	ASUMH	901090								33.3		16.7		16.7		66.7						66.7
4	2	ASUN	011949	12							8.3		16.7		8.3		33.3		8.3				41.7
5	2	BRTC	020522	16		6.3					12.5		18.8				31.3		31.3		10		62.5
6	2	CCCUA	022209								50.0						50.0		25.0				75.0
7	2	CotO	009976								50.0						50.0		16.7				66.7
8	2	EACC	012260								14.3		57.1				71.4		14.3				85.7
9	2	MSCC	023482								20.0				20.0		40.0		20.0				60.0
10	2	NAC	012261								11.1						11.1		11.1				22.2
11	2	NPCC	012105	27							14.8		11.1				25.9		25.9		14		51.9
12	2	NWACC	030633								22.2						22.2		33.3				55.6
13	2	OZC	020870								42.9						42.9		14.3				57.1
14	2	PCCUA	001104																				
15	2	PTC	020753	38		5.3					5.3		5.3				10.5		16	42.1	20		52.6
16	2	RMCC	021111								16.7						16.7		16.7				33.3
17	2	SACC	020746																33.3				33.3
18	2	SAUT	007738			14.3							28.6				28.6		14.3				42.9
19	2	SEAC	005707			33.3									66.7		66.7						66.7
20	2	UACCB	020735	14							14.3				14.3		28.6		35.7				64.3
21	2	UACCH	005732	14									14.3		21.4		35.7		14.3				50.0
22	2	UACCM	005245			22.2													33.3				33.3
2-Year Colleges				228		3.1					32	14.0	25	11.0	11	4.8	68	29.8	55	24.1	123		53.9

NOTES: When a student received more than one award, only the highest award was counted.

TIME PERIOD CONSIDERATIONS:

1. CP Graduates are counted from these graduation dates = '092009', '102009', '112009', '122009', '012010', '022010', '032010', '042010', '052010', so this is essentially through the Spring term.
2. TC Graduates include 1 full academic year plus these graduation dates = '072010', '082010', '092010', '102010', '112010', '122010', so this is through the next Fall term.
3. Associate Graduates include 3 full academic years plus these graduation dates = '072012', '082012', so this includes the next 2 months of July and August.
4. AC Graduates include 4 full academic years plus these graduation dates = '072013', '082013', '092013', '102013', '112013', '122013', so this is through the next Fall term.
5. Baccalaureate Graduates include 6 full academic years plus these graduation dates = '072015', '082015', so this includes the next 2 months of July and August.
6. All counts of less than 10 are not shown due to FERPA

IPEDS/ADHE Graduation Rate Calculation by AGE

Cohort Year selected = 2006 and Time Period Covered = AFTER THREE (3) YEARS (from AY2006 thru AY2008) for Two-Year Colleges for Ages 55 or Older.

#	IT	College	FICE	Cohort	Transfers		Bacc.		Adv. Cert.		Assoc.		Tech. Cert.		Cert. Prof.		Graduates		Retained		Success	
					#	%	#	%	#	%	#	%	#	%	#	%	#	%	#	%	#	%
1	2	ANC	012860			-		-		-		-		-		-		-		-		-
2	2	ASUB	001091			-		-		-		-		-		50.0		50.0		-		50.0
3	2	ASUMH	901090			-		-		-		-		-		-		-		-		-
4	2	ASUN	011949			-		-		-		-		-		-		-		-		-
5	2	BRTC	020522			-		-		-		100.0		-		-		100.0		-		100.0
6	2	CCCUA	022209			-		-		-		-		-		-		-		-		-
7	2	CotO	009976			-		-		-		-		-		-		-		-		-
8	2	EACC	012260			-		-		-		-		-		-		-		-		-
9	2	MSCC	023482			-		-		-		-		-		-		-		-		-
10	2	NAC	012261			-		-		-		-		-		-		-		100.0		100.0
11	2	NPCC	012105			-		-		-		-		-		-		-		-		-
12	2	NWACC	030633			-		-		-		-		-		-		-		-		-
13	2	OZC	020870			-		-		-		-		-		-		-		-		-
14	2	PCCUA	001104			-		-		-		-		-		-		-		-		-
15	2	PTC	020753			-		-		-		20.0		20.0		20.0		60.0		-		60.0
16	2	RMCC	021111			-		-		-		-		-		-		-		-		-
17	2	SACC	020746			-		-		-		-		-		-		-		-		-
18	2	SAUT	007738			-		-		-		-		-		-		-		-		-
19	2	SEAC	005707			-		-		-		-		-		-		-		-		-
20	2	UACCB	020735			-		-		-		-		-		-		-		-		-
21	2	UACCH	005732			100.0		-		-		-		-		-		-		-		-
22	2	UACCM	005245			-		-		-		-		-		-		-		-		-
2-Year Colleges				15	6.7						13.3		6.7		13.3		33.3		13.3		46.7	

NOTES: When a student received more than one award, only the highest award was counted.

TIME PERIOD CONSIDERATIONS:

1. CP Graduates are counted from these graduation dates = '092005', '102005', '112005', '122005', '012006', '022006', '032006', '042006', '052006', so this is essentially through the Spring term.
2. TC Graduates include 1 full academic year plus these graduation dates = '072006', '082006', '092006', '102006', '112006', '122006', so this is through the next Fall term.
3. Associate Graduates include 3 full academic years plus these graduation dates = '072008', '082008', so this includes the next 2 months of July and August.
4. AC Graduates include 4 full academic years plus these graduation dates = '072009', '082009', '092009', '102009', '112009', '122009', so this is through the next Fall term.
5. Baccalaureate Graduates include 6 full academic years plus these graduation dates = '072011', '082011', so this includes the next 2 months of July and August.
6. All counts of less than 10 are not shown due to FERPA

IPEDS/ADHE Graduation Rate Calculation by AGE

Cohort Year selected = 2007 and Time Period Covered = AFTER THREE (3) YEARS (from AY2007 thru AY2009) for Two-Year Colleges for Ages 55 or Older.

#	IT	College	FICE	Cohort	Transfers		Bacc.		Adv. Cert.		Assoc.		Tech. Cert.		Cert. Prof.		Graduates		Retained		Success	
					#	%	#	%	#	%	#	%	#	%	#	%	#	%	#	%	#	%
1	2	ANC	012860											100.0				100.0				100.0
2	2	ASUB	001091																			
3	2	ASUMH	901090																			
4	2	ASUN	011949																			
5	2	BRTC	020522											100.0				100.0				100.0
6	2	CCCUA	022209																			
7	2	CotO	009976																			
8	2	EACC	012260																			
9	2	MSCC	023482																			
10	2	NAC	012261											50.0				50.0				50.0
11	2	NPCC	012105																			
12	2	NWACC	030633																			
13	2	OZC	020870																25.0			25.0
14	2	PCCUA	001104								100.0							100.0				100.0
15	2	PTC	020753											50.0				50.0				50.0
16	2	RMCC	021111																			
17	2	SACC	020746																			
18	2	SAUT	007738																			
19	2	SEAC	005707																			
20	2	UACCB	020735																			
21	2	UACCH	005732																			
22	2	UACCM	005245																			
2-Year Colleges				19							5.3			21.1				26.3			5.3	31.6

NOTES: When a student received more than one award, only the highest award was counted.

TIME PERIOD CONSIDERATIONS:

1. CP Graduates are counted from these graduation dates = '092006', '102006', '112006', '122006', '012007', '022007', '032007', '042007', '052007', so this is essentially through the Spring term.
2. TC Graduates include 1 full academic year plus these graduation dates = '072007', '082007', '092007', '102007', '112007', '122007', so this is through the next Fall term.
3. Associate Graduates include 3 full academic years plus these graduation dates = '072009', '082009', so this includes the next 2 months of July and August.
4. AC Graduates include 4 full academic years plus these graduation dates = '072010', '082010', '092010', '102010', '112010', '122010', so this is through the next Fall term.
5. Baccalaureate Graduates include 6 full academic years plus these graduation dates = '072012', '082012', so this includes the next 2 months of July and August.
6. All counts of less than 10 are not shown due to FERPA

IPEDS/ADHE Graduation Rate Calculation by AGE

Cohort Year selected = 2008 and Time Period Covered = AFTER THREE (3) YEARS (from AY2008 thru AY2010) for Two-Year Colleges for Ages 55 or Older.

#	IT	College	FICE	Cohort	Transfers		Bacc.		Adv. Cert.		Assoc.		Tech. Cert.		Cert. Prof.		Graduates		Retained		Success	
					#	%	#	%	#	%	#	%	#	%	#	%	#	%	#	%	#	%
1	2	ANC	012860			-		-		-		-		-		-		-		-		-
2	2	ASUB	001091			-		-		-	25.0		25.0		-		50.0		25.0		75.0	
3	2	ASUMH	901090			-		-		-	100.0		-		-		100.0		-		100.0	
4	2	ASUN	011949			-		-		-	-		-		-		-		-		-	
5	2	BRTC	020522			-		-		-	20.0		60.0		-		80.0		-		80.0	
6	2	CCCUA	022209			-		-		-	-		-		-		-		-		-	
7	2	CotO	009976			-		-		-	-		-		-		-		-		-	
8	2	EACC	012260			-		-		-	-		-		-		-		-		-	
9	2	MSCC	023482			-		-		-	-		-		-		-		-		-	
10	2	NAC	012261			-		-		-	-		-		-		-		-		-	
11	2	NPCC	012105			-		-		-	12.5		75.0		-		87.5		-		87.5	
12	2	NWACC	030633			-		-		-	-		-		-		-		-		-	
13	2	OZC	020870			-		-		-	-		-		100.0		100.0		-		100.0	
14	2	PCCUA	001104			-		-		-	-		-		-		-		-		-	
15	2	PTC	020753			-		-		-	-		25.0		-		25.0		-		25.0	
16	2	RMCC	021111			-		-		-	-		-		-		-		-		-	
17	2	SACC	020746			-		-		-	-		-		-		-		-		-	
18	2	SAUT	007738			-		-		-	100.0		-		-		100.0		-		100.0	
19	2	SEAC	005707			-		-		-	-		-		-		-		-		-	
20	2	UACCB	020735			-		-		-	50.0		-		-		50.0		-		50.0	
21	2	UACCH	005732			-		-		-	-		-		100.0		100.0		-		100.0	
22	2	UACCM	005245			-		-		-	-		-		-		-		-		-	
2-Year Colleges				35							20.0		11	31.4		5.7	20	57.1		2.9	21	60.0

NOTES: When a student received more than one award, only the highest award was counted.

TIME PERIOD CONSIDERATIONS:

1. CP Graduates are counted from these graduation dates = '092007', '102007', '112007', '122007', '012008', '022008', '032008', '042008', '052008', so this is essentially through the Spring term.
2. TC Graduates include 1 full academic year plus these graduation dates = '072008', '082008', '092008', '102008', '112008', '122008', so this is through the next Fall term.
3. Associate Graduates include 3 full academic years plus these graduation dates = '072010', '082010', so this includes the next 2 months of July and August.
4. AC Graduates include 4 full academic years plus these graduation dates = '072011', '082011', '092011', '102011', '112011', '122011', so this is through the next Fall term.
5. Baccalaureate Graduates include 6 full academic years plus these graduation dates = '072013', '082013', so this includes the next 2 months of July and August.
6. All counts of less than 10 are not shown due to FERPA

IPEDS/ADHE Graduation Rate Calculation by AGE

Cohort Year selected = 2009 and Time Period Covered = AFTER THREE (3) YEARS (from AY2009 thru AY2011) for Two-Year Colleges for Ages 55 or Older.

#	IT	College	FICE	Cohort	Transfers		Bacc.		Adv. Cert.		Assoc.		Tech. Cert.		Cert. Prof.		Graduates		Retained		Success	
					#	%	#	%	#	%	#	%	#	%	#	%	#	%	#	%	#	%
1	2	ANC	012860			-		-		-		-		-		-		-		-		-
2	2	ASUB	001091			-		-		-		-		-		-		-		-		-
3	2	ASUMH	901090			-		-		-		-		-		-		-		-		-
4	2	ASUN	011949			-		-		-		-	50.0		-		50.0		50.0		-	100.0
5	2	BRTC	020522			-		-		-		-			-		-		-		-	-
6	2	CCCUA	022209			-		-		-		-		100.0		-	100.0		-		-	100.0
7	2	CotO	009976			-		-		100.0		-		-		-	100.0		-		-	100.0
8	2	EACC	012260			-		-		-		-		-		-	-		-		-	-
9	2	MSCC	023482			-		-		-		-		-		-	-		-		-	-
10	2	NAC	012261			-		-		-		-		-		-	-		-		-	-
11	2	NPCC	012105			-		-		-		-	20.0		-		20.0		-		-	20.0
12	2	NWACC	030633			-		-		-		-			-		-		100.0		-	100.0
13	2	OZC	020870			-		-		-		-			-		-		100.0		-	100.0
14	2	PCCUA	001104			-		-		-		-			-		-		-		-	-
15	2	PTC	020753			-		-		-		-			-		-		25.0		-	25.0
16	2	RMCC	021111			-		-		-		-			-		-		-		-	-
17	2	SACC	020746			-		-		-		-			-		-		-		-	-
18	2	SAUT	007738			-		-		-		-			-		-		-		-	-
19	2	SEAC	005707			-		-		-		-			-		-		-		-	-
20	2	UACCB	020735			-		-		33.3		-		33.3		-	66.7		-		-	66.7
21	2	UACCH	005732			-		-		-		-		-		-	-		-		-	-
22	2	UACCM	005245			-		-		-		-		-		-	-		-		-	-
2-Year Colleges				27							11.1		7.4		11.1		29.6		14.8		12	44.4

NOTES: When a student received more than one award, only the highest award was counted.

TIME PERIOD CONSIDERATIONS:

1. CP Graduates are counted from these graduation dates = '092008', '102008', '112008', '122008', '012009', '022009', '032009', '042009', '052009', so this is essentially through the Spring term.
2. TC Graduates include 1 full academic year plus these graduation dates = '072009', '082009', '092009', '102009', '112009', '122009', so this is through the next Fall term.
3. Associate Graduates include 3 full academic years plus these graduation dates = '072011', '082011', so this includes the next 2 months of July and August.
4. AC Graduates include 4 full academic years plus these graduation dates = '072012', '082012', '092012', '102012', '112012', '122012', so this is through the next Fall term.
5. Baccalaureate Graduates include 6 full academic years plus these graduation dates = '072014', '082014', so this includes the next 2 months of July and August.
6. All counts of less than 10 are not shown due to FERPA

IPEDS/ADHE Graduation Rate Calculation by AGE

Cohort Year selected = 2010 and Time Period Covered = AFTER THREE (3) YEARS (from AY2010 thru AY2012) for Two-Year Colleges for Ages 55 or Older.

#	IT	College	FICE	Cohort	Transfers		Bacc.		Adv. Cert.		Assoc.		Tech. Cert.		Cert. Prof.		Graduates		Retained		Success	
					#	%	#	%	#	%	#	%	#	%	#	%	#	%	#	%	#	%
1	2	ANC	012860			-		-		-		-		-		-		-		-		-
2	2	ASUB	001091			-		-		-	12.5		25.0		12.5		50.0		-		-	50.0
3	2	ASUMH	901090			-		-		-	-		-		-		-		50.0		-	50.0
4	2	ASUN	011949			-		-		-	33.3		16.7		-		50.0		16.7		-	66.7
5	2	BRTC	020522			-		-		-	-		50.0		-		50.0		-		-	50.0
6	2	CCCUA	022209			-		-		-	100.0		-		-		100.0		-		-	100.0
7	2	CotO	009976			-		-		-	100.0		-		-		100.0		-		-	100.0
8	2	EACC	012260			100.0		-		-	-		-		-		-		-		-	-
9	2	MSCC	023482			-		-		-	-		-		-		-		-		-	-
10	2	NAC	012261			-		-		-	-		33.3		-		33.3		-		-	33.3
11	2	NPCC	012105			-		-		-	-		50.0		-		50.0		-		-	50.0
12	2	NWACC	030633			-		-		-	-		-		100.0		100.0		-		-	100.0
13	2	OZC	020870			-		-		-	50.0		-		16.7		66.7		16.7		-	83.3
14	2	PCCUA	001104			-		-		-	-		-		-		-		-		-	-
15	2	PTC	020753			14.3		-		-	-		-		-		-		14.3		-	14.3
16	2	RMCC	021111			-		-		-	-		-		-		-		-		-	-
17	2	SACC	020746			-		-		-	-		-		-		-		-		-	-
18	2	SAUT	007738			-		-		-	-		-		-		-		-		-	-
19	2	SEAC	005707			-		-		-	100.0		-		-		100.0		-		-	100.0
20	2	UACCB	020735			-		-		-	-		-		-		-		50.0		-	50.0
21	2	UACCH	005732			-		-		-	-		100.0		-		100.0		-		-	100.0
22	2	UACCM	005245			-		-		-	-		-		-		-		-		-	-
2-Year Colleges				49		4.1		-		-	18.4		16.3		6.1	20	40.8		10.2	25	51.0	

NOTES: When a student received more than one award, only the highest award was counted.

TIME PERIOD CONSIDERATIONS:

1. CP Graduates are counted from these graduation dates = '092009', '102009', '112009', '122009', '012010', '022010', '032010', '042010', '052010', so this is essentially through the Spring term.
2. TC Graduates include 1 full academic year plus these graduation dates = '072010', '082010', '092010', '102010', '112010', '122010', so this is through the next Fall term.
3. Associate Graduates include 3 full academic years plus these graduation dates = '072012', '082012', so this includes the next 2 months of July and August.
4. AC Graduates include 4 full academic years plus these graduation dates = '072013', '082013', '092013', '102013', '112013', '122013', so this is through the next Fall term.
5. Baccalaureate Graduates include 6 full academic years plus these graduation dates = '072015', '082015', so this includes the next 2 months of July and August.
6. All counts of less than 10 are not shown due to FERPA

IPEDS/ADHE Graduation Rate Calculation: Remediated Students

Cohort Year selected = 2003 and Time Period Covered = AFTER SIX (6) YEARS (from AY2003 thru AY2008) for Four-Year Universities for Remediated Students.

#	IT	College	FICE	Cohort	Transfers		Bacc.		Adv. Cert.		Assoc.		Tech. Cert.		Cert. Prof.		Graduates		Retained		Success		
					#	%	#	%	#	%	#	%	#	%	#	%	#	%	#	%	#	%	
1	1	ASUJ	001090	642	130	20.2	144	22.4		-		0.3		-		-		146	22.7	60	9.3	206	32.1
2	1	ATU	001089	524	120	22.9	118	22.5		-		-		-		-		118	22.5	27	5.2	145	27.7
3	1	HSU	001098	279	66	23.7	63	22.6		-		-		-		-		63	22.6	22	7.9	85	30.5
4	1	SAUM	001107	348	70	20.1	77	22.1		-		0.3		-		-		78	22.4	14	4.0	92	26.4
5	1	UAF	001108	393	103	26.2	148	37.7		-		-		-		-		148	37.7	27	6.9	175	44.5
6	1	UAFS	001110	531	75	14.1	30	5.6		-		24	4.5		-	0.6		57	10.7	67	12.6	124	23.4
7	1	UALR	001101	492	123	25.0	70	14.2		-		-		-		-		70	14.2	55	11.2	125	25.4
8	1	UAM	001085	387	80	20.7	66	17.1		-		1.6		-		-		72	18.6	25	6.5	97	25.1
9	1	UAMS	001109			-		-		-		-		-		-							
10	1	UAPB	001086	642	98	15.3	165	25.7		-		-		-		-		165	25.7	56	8.7	221	34.4
11	1	UCA	001092	568	198	34.9	120	21.1		-		0.2		-		-		121	21.3	42	7.4	163	28.7
4-Year Universities				4,806	1,063	22.1	1,001	20.8		-		34	0.7		-		0.1	1,038	21.6	395	8.2	1,433	29.8

NOTES: When a student received more than one award, only the highest award was counted.

TIME PERIOD CONSIDERATIONS:

1. CP Graduates are counted from these graduation dates = '092002', '102002', '112002', '122002', '012003', '022003', '032003', '042003', '052003', so this is essentially through the Spring
2. TC Graduates include 1 full academic year plus these graduation dates = '072003', '082003', '092003', '102003', '112003', '122003', so this is through the next Fall term.
3. Associate Graduates include 3 full academic years plus these graduation dates = '072005', '082005', so this includes the next 2 months of July and August.
4. AC Graduates include 4 full academic years plus these graduation dates = '072006', '082006', '092006', '102006', '112006', '122006', so this is through the next Fall term.
5. Baccalaureate Graduates include 6 full academic years plus these graduation dates = '072008', '082008', so this includes the next 2 months of July and August.
6. Counts of less than 10 are not shown due to FERPA.

IPEDS/ADHE Graduation Rate Calculation: Remediated Students

Cohort Year selected = 2004 and Time Period Covered = AFTER SIX (6) YEARS (from AY2004 thru AY2009) for Four-Year Universities for Remediated Students.

#	IT	College	FICE	Cohort	Transfers		Bacc.		Adv. Cert.		Assoc.		Tech. Cert.		Cert. Prof.		Graduates		Retained		Success		
					#	%	#	%	#	%	#	%	#	%	#	%	#	%	#	%	#	%	
1	1	ASUJ	001090	660	124	18.8	146	22.1		-		0.6		-		-		150	22.7	49	7.4	199	30.2
2	1	ATU	001089	550	126	22.9	129	23.5		-		0.9		0.2		-		135	24.5	36	6.5	171	31.1
3	1	HSU	001098	220	65	29.5	44	20.0		-		-		-		-		44	20.0	13	5.9	57	25.9
4	1	SAUM	001107	298	54	18.1	65	21.8		-		-		-		-		65	21.8	11	3.7	76	25.5
5	1	UAF	001108	342	92	26.9	123	36.0		-		-		-		-		123	36.0	26	7.6	149	43.6
6	1	UAFS	001110	320	46	14.4	24	7.5		-		16	5.0		-	0.3		41	12.8	41	12.8	82	25.6
7	1	UALR	001101	463	124	26.8	38	8.2		-		0.4		-		-		40	8.6	34	7.3	74	16.0
8	1	UAM	001085	510	97	19.0	63	12.4		-		1.8	26	5.1		-		98	19.2	39	7.6	137	26.9
9	1	UAMS	001109			-		-		-		-		-		-							
10	1	UAPB	001086	677	86	12.7	159	23.5		-		-		-		-		159	23.5	56	8.3	215	31.8
11	1	UCA	001092	764	261	34.2	174	22.8		-		-		-		-		174	22.8	50	6.5	224	29.3
4-Year Universities				4,804	1,075	22.4	965	20.1		-		36	0.7	27	0.6		-	1,029	21.4	355	7.4	1,384	28.8

NOTES: When a student received more than one award, only the highest award was counted.

TIME PERIOD CONSIDERATIONS:

1. CP Graduates are counted from these graduation dates = '092003', '102003', '112003', '122003', '012004', '022004', '032004', '042004', '052004', so this is essentially through the Spring
2. TC Graduates include 1 full academic year plus these graduation dates = '072004', '082004', '092004', '102004', '112004', '122004', so this is through the next Fall term.
3. Associate Graduates include 3 full academic years plus these graduation dates = '072006', '082006', so this includes the next 2 months of July and August.
4. AC Graduates include 4 full academic years plus these graduation dates = '072007', '082007', '092007', '102007', '112007', '122007', so this is through the next Fall term.
5. Baccalaureate Graduates include 6 full academic years plus these graduation dates = '072009', '082009', so this includes the next 2 months of July and August.
6. Counts of less than 10 are not shown due to FERPA.

IPEDS/ADHE Graduation Rate Calculation: Remediated Students

Cohort Year selected = 2005 and Time Period Covered = AFTER SIX (6) YEARS (from AY2005 thru AY2010) for Four-Year Universities for Remediated Students.

#	IT	College	FICE	Cohort	Transfers		Bacc.		Adv. Cert.		Assoc.		Tech. Cert.		Cert. Prof.		Graduates		Retained		Success	
					#	%	#	%	#	%	#	%	#	%	#	%	#	%	#	%	#	%
1	1	ASUJ	001090	696	149	21.4	118	17.0		-		0.3		-		-	120	17.2	65	9.3	185	26.6
2	1	ATU	001089	571	125	21.9	130	22.8		-		0.5		-		-	133	23.3	42	7.4	175	30.6
3	1	HSU	001098	221	64	29.0	39	17.6		-		-		-		-	39	17.6	16	7.2	55	24.9
4	1	SAUM	001107	333	71	21.3	75	22.5		-		0.6		-		-	77	23.1		2.7	86	25.8
5	1	UAF	001108	380	85	22.4	159	41.8		-		-		-		-	159	41.8	18	4.7	177	46.6
6	1	UAFS	001110	355	43	12.1	23	6.5		-	25	7.0		-		-	48	13.5	41	11.5	89	25.1
7	1	UALR	001101	475	137	28.8	48	10.1		-		-		-		-	48	10.1	43	9.1	91	19.2
8	1	UAM	001085	394	71	18.0	58	14.7		-		0.5		-		-	60	15.2	29	7.4	89	22.6
9	1	UAMS	001109			-		-		-		-		-		-		-		-		-
10	1	UAPB	001086	634	88	13.9	141	22.2		-		-		-		-	141	22.2	38	6.0	179	28.2
11	1	UCA	001092	621	193	31.1	115	18.5		-		0.2		-		-	116	18.7	45	7.2	161	25.9
4-Year Universities				4,680	1,026	21.9	906	19.4		-	35	0.7		-		-	941	20.1	346	7.4	1,287	27.5

NOTES: When a student received more than one award, only the highest award was counted.

TIME PERIOD CONSIDERATIONS:

1. CP Graduates are counted from these graduation dates = '092004', '102004', '112004', '122004', '012005', '022005', '032005', '042005', '052005', so this is essentially through the Spring
2. TC Graduates include 1 full academic year plus these graduation dates = '072005', '082005', '092005', '102005', '112005', '122005', so this is through the next Fall term.
3. Associate Graduates include 3 full academic years plus these graduation dates = '072007', '082007', so this includes the next 2 months of July and August.
4. AC Graduates include 4 full academic years plus these graduation dates = '072008', '082008', '092008', '102008', '112008', '122008', so this is through the next Fall term.
5. Baccalaureate Graduates include 6 full academic years plus these graduation dates = '072010', '082010', so this includes the next 2 months of July and August.
6. Counts of less than 10 are not shown due to FERPA.

IPEDS/ADHE Graduation Rate Calculation: Remediated Students

Cohort Year selected = 2006 and Time Period Covered = AFTER SIX (6) YEARS (from AY2006 thru AY2011) for Four-Year Universities for Remediated Students.

#	IT	College	FICE	Cohort	Transfers		Bacc.		Adv. Cert.		Assoc.		Tech. Cert.		Cert. Prof.		Graduates		Retained		Success	
					#	%	#	%	#	%	#	%	#	%	#	%	#	%	#	%	#	%
1	1	ASUJ	001090	715	130	18.2	158	22.1		-		0.3		-		-	160	22.4	38	5.3	198	27.7
2	1	ATU	001089	580	127	21.9	145	25.0		-		0.5		0.3		-	150	25.9	35	6.0	185	31.9
3	1	HSU	001098	207	62	30.0	49	23.7		-		-		-		-	49	23.7	10	4.8	59	28.5
4	1	SAUM	001107	309	63	20.4	62	20.1		-		0.3		-		-	63	20.4	19	6.1	82	26.5
5	1	UAF	001108	350	94	26.9	137	39.1		-		-		-		-	137	39.1	23	6.6	160	45.7
6	1	UAFS	001110	219	25	11.4	13	5.9		-		2.7		-		-	19	8.7	29	13.2	48	21.9
7	1	UALR	001101	461	110	23.9	56	12.1		-		-		-		-	56	12.1	39	8.5	95	20.6
8	1	UAM	001085	385	75	19.5	50	13.0		-		2.3		0.5		-	61	15.8	23	6.0	84	21.8
9	1	UAMS	001109			-		-		-		-		-		-		-		-		-
10	1	UAPB	001086	646	103	15.9	130	20.1		-		-		-		-	130	20.1	36	5.6	166	25.7
11	1	UCA	001092	732	223	30.5	145	19.8		-		-		-		-	145	19.8	41	5.6	186	25.4
4-Year Universities				4,604	1,012	22.0	945	20.5		-	21	0.5		0.1		-	970	21.1	293	6.4	1,263	27.4

NOTES: When a student received more than one award, only the highest award was counted.

TIME PERIOD CONSIDERATIONS:

1. CP Graduates are counted from these graduation dates = '092005', '102005', '112005', '122005', '012006', '022006', '032006', '042006', '052006', so this is essentially through the Spring
2. TC Graduates include 1 full academic year plus these graduation dates = '072006', '082006', '092006', '102006', '112006', '122006', so this is through the next Fall term.
3. Associate Graduates include 3 full academic years plus these graduation dates = '072008', '082008', so this includes the next 2 months of July and August.
4. AC Graduates include 4 full academic years plus these graduation dates = '072009', '082009', '092009', '102009', '112009', '122009', so this is through the next Fall term.
5. Baccalaureate Graduates include 6 full academic years plus these graduation dates = '072011', '082011', so this includes the next 2 months of July and August.
6. Counts of less than 10 are not shown due to FERPA.

IPEDS/ADHE Graduation Rate Calculation: Remediated Students

Cohort Year selected = 2007 and Time Period Covered = AFTER SIX (6) YEARS (from AY2007 thru AY2012) for Four-Year Universities for Remediated Students.

#	IT	College	FICE	Cohort	Transfers		Bacc.		Adv. Cert.		Assoc.		Tech. Cert.		Cert. Prof.		Graduates		Retained		Success	
					#	%	#	%	#	%	#	%	#	%	#	%	#	%	#	%	#	%
1	1	ASUJ	001090	763	158	20.7	145	19.0		-		0.5		-		-	149	19.5	55	7.2	204	26.7
2	1	ATU	001089	537	125	23.3	116	21.6		-		1.3	10	1.9		1.7	142	26.4	38	7.1	180	33.5
3	1	HSU	001098	201	52	25.9	48	23.9		-		-		-		-	48	23.9		4.0	56	27.9
4	1	SAUM	001107	315	70	22.2	63	20.0		-		-		-		-	63	20.0	10	3.2	73	23.2
5	1	UAF	001108	371	85	22.9	142	38.3		-		-		-		-	142	38.3	27	7.3	169	45.6
6	1	UAFS	001110	208	23	11.1	17	8.2		-		4.3		-		-	26	12.5	26	12.5	52	25.0
7	1	UALR	001101	359	102	28.4	35	9.7		-		-		-		-	35	9.7	33	9.2	68	18.9
8	1	UAM	001085	355	74	20.8	41	11.5		0.3		1.4		-		-	47	13.2	20	5.6	67	18.9
9	1	UAMS	001109			-		-		-		-		-		-		-		-		-
10	1	UAPB	001086	614	72	11.7	154	25.1		-		-		-		-	154	25.1	32	5.2	186	30.3
11	1	UCA	001092	718	215	29.9	144	20.1		-		-		-		-	144	20.1	38	5.3	182	25.3
4-Year Universities				4,441	976	22.0	905	20.4		-	25	0.6	10	0.2		0.2	950	21.4	287	6.5	1,237	27.9

NOTES: When a student received more than one award, only the highest award was counted.

TIME PERIOD CONSIDERATIONS:

1. CP Graduates are counted from these graduation dates = '092006', '102006', '112006', '122006', '012007', '022007', '032007', '042007', '052007', so this is essentially through the Spring
2. TC Graduates include 1 full academic year plus these graduation dates = '072007', '082007', '092007', '102007', '112007', '122007', so this is through the next Fall term.
3. Associate Graduates include 3 full academic years plus these graduation dates = '072009', '082009', so this includes the next 2 months of July and August.
4. AC Graduates include 4 full academic years plus these graduation dates = '072010', '082010', '092010', '102010', '112010', '122010', so this is through the next Fall term.
5. Baccalaureate Graduates include 6 full academic years plus these graduation dates = '072012', '082012', so this includes the next 2 months of July and August.
6. Counts of less than 10 are not shown due to FERPA.

IPEDS/ADHE Graduation Rate Calculation: Remediated Students

Cohort Year selected = 2006 and Time Period Covered = AFTER THREE (3) YEARS (from AY2006 thru AY2008) for Two-Year Colleges for Remediated Students.

#	IT	College	FICE	Cohort	Transfers		Bacc.		Adv. Cert.		Assoc.		Tech. Cert.		Cert. Prof.		Graduates		Retained		Success	
					#	%	#	%	#	%	#	%	#	%	#	%	#	%	#	%	#	%
1	2	ANC	012860	254	11	4.3		-		-	22	8.7		0.4		-	23	9.1	54	21.3	77	30.3
2	2	ASUB	001091	388	59	15.2		-		-	71	18.3		-		-	71	18.3	82	21.1	153	39.4
3	2	ASUMH	901090	106	16	15.1		-		-		7.5		-	0.9			8.5	22	20.8	31	29.2
4	2	ASUN	011949	59		6.8		-		-		8.5		1.7		-		10.2	11	18.6	17	28.8
5	2	BRTC	020522	157	22	14.0		-		-	12	7.6		3.2		-	17	10.8	43	27.4	60	38.2
6	2	CCCUA	022209	80	10	12.5		-		-	13	16.3		-	1.3		14	17.5	28	35.0	42	52.5
7	2	CotO	009976	121	23	19.0		-		-	16	13.2		-	0.8		17	14.0	16	13.2	33	27.3
8	2	EACC	012260	195	15	7.7		-		-	25	12.8		-		-	25	12.8	47	24.1	72	36.9
9	2	MSCC	023482	101		6.9		-		-		7.9		-		-		7.9	28	27.7	36	35.6
10	2	NAC	012261	209	36	17.2		-		-	20	9.6		1.0		-	22	10.5	35	16.7	57	27.3
11	2	NPCC	012105	198	20	10.1		-		-	14	7.1		-		-	14	7.1	46	23.2	60	30.3
12	2	NWACC	030633	368	39	10.6		-		-	23	6.3		-	0.3		24	6.5	119	32.3	143	38.9
13	2	OZC	020870	150		6.0		-		-	14	9.3		-		-	14	9.3	31	20.7	45	30.0
14	2	PCCUA	001104	91	15	16.5		-		-		8.8		-		-		8.8	19	20.9	27	29.7
15	2	PTC	020753	708	70	9.9		-		-	36	5.1		0.8	0.3		44	6.2	245	34.6	289	40.8
16	2	RMCC	021111	65		13.8		-		-		10.8		1.5		-		12.3		9.2	14	21.5
17	2	SACC	020746	69		8.7		-		-		5.8		1.4		-		7.2	17	24.6	22	31.9
18	2	SAUT	007738	90		7.8		-		-	15	16.7		2.2	2.2		19	21.1	10	11.1	29	32.2
19	2	SEAC	005707	86		5.8		-		-		7.0		1.2		-		8.1	20	23.3	27	31.4
20	2	UACCB	020735	101		8.9		-		-		6.9		-	3.0		10	9.9	30	29.7	40	39.6
21	2	UACCH	005732	76		11.8		-		-	11	14.5		1.3	1.3		13	17.1	26	34.2	39	51.3
22	2	UACCM	005245	268	30	11.2		-		-	17	6.3		0.4	0.7		20	7.5	56	20.9	76	28.4
2-Year Colleges				3,940	431	10.9		-		-	362	9.2	22	0.6	14	0.4	398	10.1	991	25.2	1,389	35.3

NOTES: When a student received more than one award, only the highest award was counted.

TIME PERIOD CONSIDERATIONS:

1. CP Graduates are counted from these graduation dates = '092005' , '102005' , '112005' , '122005' , '012006' , '022006' , '032006' , '042006' , '052006' , so this is essentially through the Spring
2. TC Graduates include 1 full academic year plus these graduation dates = '072006' , '082006' , '092006' , '102006' , '112006' , '122006' , so this is through the next Fall term.
3. Associate Graduates include 3 full academic years plus these graduation dates = '072008' , '082008' , so this includes the next 2 months of July and August.
4. AC Graduates include 4 full academic years plus these graduation dates = '072009' , '082009' , '092009' , '102009' , '112009' , '122009' , so this is through the next Fall term.
5. Baccalaureate Graduates include 6 full academic years plus these graduation dates = '072011' , '082011' , so this includes the next 2 months of July and August.
6. Counts of less than 10 are not shown due to FERPA.

IPEDS/ADHE Graduation Rate Calculation: Remediated Students

Cohort Year selected = 2007 and Time Period Covered = AFTER THREE (3) YEARS (from AY2007 thru AY2009) for Two-Year Colleges for Remediated Students.

#	IT	College	FICE	Cohort	Transfers		Bacc.		Adv. Cert.		Assoc.		Tech. Cert.		Cert. Prof.		Graduates		Retained		Success	
					#	%	#	%	#	%	#	%	#	%	#	%	#	%	#	%	#	%
1	2	ANC	012860	189	16	8.5		-		-	21	11.1		0.5		0.5	23	12.2	38	20.1	61	32.3
2	2	ASUB	001091	398	37	9.3		-		-	49	12.3		1.0		-	53	13.3	84	21.1	137	34.4
3	2	ASUMH	901090	95	12	12.6		-		-	13	13.7		-		6.3	19	20.0	23	24.2	42	44.2
4	2	ASUN	011949	72		12.5		-		-	10	13.9		5.6		-	14	19.4	17	23.6	31	43.1
5	2	BRTC	020522	177	23	13.0		-		-		5.1		0.6		1.1	12	6.8	51	28.8	63	35.6
6	2	CCCUA	022209	62		12.9		-		-		8.1		-		-		8.1	16	25.8	21	33.9
7	2	CotO	009976	100	23	23.0		-		-	11	11.0		2.0		2.0	15	15.0	17	17.0	32	32.0
8	2	EACC	012260	205	25	12.2		-		-	17	8.3		-		-	17	8.3	42	20.5	59	28.8
9	2	MSCC	023482	104		8.7		-		-		2.9		-		-		2.9	27	26.0	30	28.8
10	2	NAC	012261	132	19	14.4		-		-	17	12.9		1.5		-	19	14.4	25	18.9	44	33.3
11	2	NPCC	012105	176	12	6.8		-		-	17	9.7		0.6		-	18	10.2	41	23.3	59	33.5
12	2	NWACC	030633	391	34	8.7		-		-	21	5.4		-		0.5	23	5.9	137	35.0	160	40.9
13	2	OZC	020870	106	13	12.3		-		-	14	13.2		-		-	14	13.2	22	20.8	36	34.0
14	2	PCCUA	001104	57		7.0		-		-		8.8		-		-		8.8	12	21.1	17	29.8
15	2	PTC	020753	579	61	10.5		-		-	36	6.2	10	1.7		0.5	49	8.5	176	30.4	225	38.9
16	2	RMCC	021111	68	10	14.7		-		-		10.3		-		-		10.3	10	14.7	17	25.0
17	2	SACC	020746	64		9.4		-		-		4.7		3.1		-		7.8	24	37.5	29	45.3
18	2	SAUT	007738	76		11.8		-		-		11.8		2.6		2.6	13	17.1	13	17.1	26	34.2
19	2	SEAC	005707	117	11	9.4		-		-		6.0		-		0.9		6.8	36	30.8	44	37.6
20	2	UACCB	020735	118	11	9.3		-		-	15	12.7		0.8		0.8	17	14.4	37	31.4	54	45.8
21	2	UACCH	005732	79		10.1		-		-	10	12.7		-		1.3	11	13.9	19	24.1	30	38.0
22	2	UACCM	005245	247	40	16.2		-		-	27	10.9		0.4		-	28	11.3	40	16.2	68	27.5
2-Year Colleges				3,612	400	11.1		-		-	326	9.0	31	0.9	21	0.6	378	10.5	907	25.1	1,285	35.6

NOTES: When a student received more than one award, only the highest award was counted.

TIME PERIOD CONSIDERATIONS:

1. CP Graduates are counted from these graduation dates = '092006' , '102006' , '112006' , '122006' , '012007' , '022007' , '032007' , '042007' , '052007' , so this is essentially through the Spring
2. TC Graduates include 1 full academic year plus these graduation dates = '072007' , '082007' , '092007' , '102007' , '112007' , '122007' , so this is through the next Fall term.
3. Associate Graduates include 3 full academic years plus these graduation dates = '072009' , '082009' , so this includes the next 2 months of July and August.
4. AC Graduates include 4 full academic years plus these graduation dates = '072010' , '082010' , '092010' , '102010' , '112010' , '122010' , so this is through the next Fall term.
5. Baccalaureate Graduates include 6 full academic years plus these graduation dates = '072012' , '082012' , so this includes the next 2 months of July and August.
6. Counts of less than 10 are not shown due to FERPA.

IPEDS/ADHE Graduation Rate Calculation: Remediated Students

Cohort Year selected = 2008 and Time Period Covered = AFTER THREE (3) YEARS (from AY2008 thru AY2010) for Two-Year Colleges for Remediated Students.

#	IT	College	FICE	Cohort	Transfers		Bacc.		Adv. Cert.		Assoc.		Tech. Cert.		Cert. Prof.		Graduates		Retained		Success	
					#	%	#	%	#	%	#	%	#	%	#	%	#	%	#	%	#	%
1	2	ANC	012860	208	15	7.2		-		-	21	10.1		-		-	21	10.1	53	25.5	74	35.6
2	2	ASUB	001091	394	34	8.6		-		-	68	17.3		1.5	10	2.5	84	21.3	83	21.1	167	42.4
3	2	ASUMH	901090	93		4.3		-		-	15	16.1				2.2	17	18.3	23	24.7	40	43.0
4	2	ASUN	011949	79	11	13.9		-		-	10	12.7		7.6		-	16	20.3	11	13.9	27	34.2
5	2	BRTC	020522	206	16	7.8		-		-	36	17.5		2.9		-	42	20.4	51	24.8	93	45.1
6	2	CCCUA	022209	96	12	12.5		-		-		5.2			4.2		9.4	31	32.3	40	41.7	
7	2	CotO	009976	86	14	16.3		-		-		5.8			2.3		8.1	15	17.4	22	25.6	
8	2	EACC	012260	191	22	11.5		-		-	15	7.9				-	15	7.9	56	29.3	71	37.2
9	2	MSCC	023482	103		7.8		-		-		8.7			-		8.7	27	26.2	36	35.0	
10	2	NAC	012261	186	25	13.4		-		-	15	8.1		1.1		0.5	18	9.7	44	23.7	62	33.3
11	2	NPCC	012105	228	17	7.5		-		-	21	9.2	10	4.4		0.9	33	14.5	67	29.4	100	43.9
12	2	NWACC	030633	440	41	9.3		-		-	42	9.5				0.7	45	10.2	145	33.0	190	43.2
13	2	OZC	020870	138	10	7.2		-		-	13	9.4				-	13	9.4	32	23.2	45	32.6
14	2	PCCUA	001104	52		17.3		-		-		7.7				-	7.7	10	19.2	14	26.9	
15	2	PTC	020753	610	50	8.2		-		-	29	4.8	15	2.5		0.2	45	7.4	222	36.4	267	43.8
16	2	RMCC	021111	66	11	16.7		-		-		10.6				-	10.6		12.1	15	22.7	
17	2	SACC	020746	92		7.6		-		-		5.4				1.1	6.5	28	30.4	34	37.0	
18	2	SAUT	007738	122	10	8.2		-		-	22	18.0		0.8		-	23	18.9	22	18.0	45	36.9
19	2	SEAC	005707	120		6.7		-		-		5.0				1.7	6.7	43	35.8	51	42.5	
20	2	UACCB	020735	130	13	10.0		-		-	13	10.0			11	8.5	24	18.5	20	15.4	44	33.8
21	2	UACCH	005732	127		7.1		-		-	15	11.8		0.8		2.4	19	15.0	31	24.4	50	39.4
22	2	UACCM	005245	288	34	11.8		-		-	40	13.9				-	40	13.9	61	21.2	101	35.1
2-Year Colleges				4,055	380	9.4		-		-	416	10.3	47	1.2	42	1.0	505	12.5	1,083	26.7	1,588	39.2

NOTES: When a student received more than one award, only the highest award was counted.

TIME PERIOD CONSIDERATIONS:

1. CP Graduates are counted from these graduation dates = '092007' , '102007' , '112007' , '122007' , '012008' , '022008' , '032008' , '042008' , '052008' , so this is essentially through the Spring
2. TC Graduates include 1 full academic year plus these graduation dates = '072008' , '082008' , '092008' , '102008' , '112008' , '122008' , so this is through the next Fall term.
3. Associate Graduates include 3 full academic years plus these graduation dates = '072010' , '082010' , so this includes the next 2 months of July and August.
4. AC Graduates include 4 full academic years plus these graduation dates = '072011' , '082011' , '092011' , '102011' , '112011' , '122011' , so this is through the next Fall term.
5. Baccalaureate Graduates include 6 full academic years plus these graduation dates = '072013' , '082013' , so this includes the next 2 months of July and August.
6. Counts of less than 10 are not shown due to FERPA.

IPEDS/ADHE Graduation Rate Calculation: Remediated Students

Cohort Year selected = 2009 and Time Period Covered = AFTER THREE (3) YEARS (from AY2009 thru AY2011) for Two-Year Colleges for Remediated Students.

#	IT	College	FICE	Cohort	Transfers		Bacc.		Adv. Cert.		Assoc.		Tech. Cert.		Cert. Prof.		Graduates		Retained		Success	
					#	%	#	%	#	%	#	%	#	%	#	%	#	%	#	%	#	%
1	2	ANC	012860	153	12	7.8		-		-	16	10.5		0.7		-	17	11.1	43	28.1	60	39.2
2	2	ASUB	001091	407	46	11.3		-		-	69	17.0		0.2		1.7	77	18.9	97	23.8	174	42.8
3	2	ASUMH	901090	112	10	8.9		-		-	24	21.4		-		0.9	25	22.3	22	19.6	47	42.0
4	2	ASUN	011949	106	10	9.4		-		-	14	13.2	12	11.3		0.9	27	25.5	15	14.2	42	39.6
5	2	BRTC	020522	176	16	9.1		-		-	20	11.4		2.3		-	24	13.6	43	24.4	67	38.1
6	2	CCCUA	022209	82		4.9		-		-	10	12.2		-		-	10	12.2	28	34.1	38	46.3
7	2	CotO	009976	104	11	10.6		-		-	13	12.5		-		1.9	15	14.4	23	22.1	38	36.5
8	2	EACC	012260	163	18	11.0		-		-	16	9.8		-		-	16	9.8	51	31.3	67	41.1
9	2	MSCC	023482	132	13	9.8		-		-		6.1		-		-		6.1	35	26.5	43	32.6
10	2	NAC	012261	175	11	6.3		-		-	18	10.3		0.6		-	19	10.9	36	20.6	55	31.4
11	2	NPCC	012105	210	15	7.1		-		-	19	9.0		-		1.9	23	11.0	68	32.4	91	43.3
12	2	NWACC	030633	438	32	7.3		-		-	34	7.8		-		0.2	35	8.0	153	34.9	188	42.9
13	2	OZC	020870	72		5.6		-		-		12.5		-		-		12.5	20	27.8	29	40.3
14	2	PCCUA	001104	99	10	10.1		-		-	14	14.1		1.0		-	15	15.2	32	32.3	47	47.5
15	2	PTC	020753	552	43	7.8		-		-	42	7.6		0.9		0.2	48	8.7	193	35.0	241	43.7
16	2	RMCC	021111	73		6.8		-		-	13	17.8		-		-	13	17.8	11	15.1	24	32.9
17	2	SACC	020746	105	11	10.5		-		-		6.7		-		-		6.7	35	33.3	42	40.0
18	2	SAUT	007738	143	22	15.4		-		-	31	21.7		1.4		3.5	38	26.6	23	16.1	61	42.7
19	2	SEAC	005707	80		2.5		-		-		5.0		-		-		5.0	25	31.3	29	36.3
20	2	UACCB	020735	112	18	16.1		-		-	16	14.3		-		4.5	21	18.8	25	22.3	46	41.1
21	2	UACCH	005732	88	11	12.5		-		-	16	18.2		4.5		3.4	23	26.1	22	25.0	45	51.1
22	2	UACCM	005245	311	24	7.7		-		-	44	14.1		1.0		1.0	50	16.1	61	19.6	111	35.7
2-Year Colleges				3,893	348	8.9		-		-	457	11.7	34	0.9	33	0.8	524	13.5	1,061	27.3	1,585	40.7

NOTES: When a student received more than one award, only the highest award was counted.

TIME PERIOD CONSIDERATIONS:

1. CP Graduates are counted from these graduation dates = '092008', '102008', '112008', '122008', '012009', '022009', '032009', '042009', '052009', so this is essentially through the Spring
2. TC Graduates include 1 full academic year plus these graduation dates = '072009', '082009', '092009', '102009', '112009', '122009', so this is through the next Fall term.
3. Associate Graduates include 3 full academic years plus these graduation dates = '072011', '082011', so this includes the next 2 months of July and August.
4. AC Graduates include 4 full academic years plus these graduation dates = '072012', '082012', '092012', '102012', '112012', '122012', so this is through the next Fall term.
5. Baccalaureate Graduates include 6 full academic years plus these graduation dates = '072014', '082014', so this includes the next 2 months of July and August.
6. Counts of less than 10 are not shown due to FERPA.

IPEDS/ADHE Graduation Rate Calculation: Remediated Students

Cohort Year selected = 2010 and Time Period Covered = AFTER THREE (3) YEARS (from AY2010 thru AY2012) for Two-Year Colleges for Remediated Students.

#	IT	College	FICE	Cohort	Transfers		Bacc.		Adv. Cert.		Assoc.		Tech. Cert.		Cert. Prof.		Graduates		Retained		Success	
					#	%	#	%	#	%	#	%	#	%	#	%	#	%	#	%	#	%
1	2	ANC	012860	254	16	6.3					19	7.5		0.4		2.4	26	10.2	61	24.0	87	34.3
2	2	ASUB	001091	495	42	8.5					78	15.8		0.4	12	2.4	92	18.6	109	22.0	201	40.6
3	2	ASUMH	901090	105		3.8					25	23.8		1.0		6.7	33	31.4	22	21.0	55	52.4
4	2	ASUN	011949	95		3.2					13	13.7		6.3		1.1	20	21.1	13	13.7	33	34.7
5	2	BRTC	020522	225	23	10.2					29	12.9				0.4	30	13.3	55	24.4	85	37.8
6	2	CCCUA	022209	89	12	13.5						10.1				2.2	11	12.4	20	22.5	31	34.8
7	2	CotO	009976	87		6.9					10	11.5				1.1	11	12.6	19	21.8	30	34.5
8	2	EACC	012260	192	29	15.1						4.7				0.5	10	5.2	42	21.9	52	27.1
9	2	MSCC	023482	150		4.0						6.0				2.0	12	8.0	45	30.0	57	38.0
10	2	NAC	012261	205	33	16.1					19	9.3		0.5			20	9.8	45	22.0	65	31.7
11	2	NPCC	012105	371	25	6.7					33	8.9		1.9		0.5	42	11.3	102	27.5	144	38.8
12	2	NWACC	030633	546	55	10.1					45	8.2				0.4	47	8.6	193	35.3	240	44.0
13	2	OZC	020870	130		6.2					18	13.8				0.8	19	14.6	25	19.2	44	33.8
14	2	PCCUA	001104	155	21	13.5					19	12.3				0.6	20	12.9	39	25.2	59	38.1
15	2	PTC	020753	809	85	10.5					52	6.4		0.7		0.1	59	7.3	294	36.3	353	43.6
16	2	RMCC	021111	65		9.2						7.7						7.7	14	21.5	19	29.2
17	2	SACC	020746	99	10	10.1						6.1		1.0		1.0		8.1	28	28.3	36	36.4
18	2	SAUT	007738	147	17	11.6					22	15.0		2.0		5.4	33	22.4	19	12.9	52	35.4
19	2	SEAC	005707	72		2.8						8.3				4.2		12.5	12	16.7	21	29.2
20	2	UACCB	020735	171	21	12.3					17	9.9			12	7.0	29	17.0	34	19.9	63	36.8
21	2	UACCH	005732	123		4.9					15	12.2		0.8		1.6	18	14.6	25	20.3	43	35.0
22	2	UACCM	005245	401	39	9.7					51	12.7		0.2		0.5	54	13.5	76	19.0	130	32.4
2-Year Colleges				4,986	469	9.4					509	10.2	30	0.6	69	1.4	608	12.2	1,292	25.9	1,900	38.1

NOTES: When a student received more than one award, only the highest award was counted.

TIME PERIOD CONSIDERATIONS:

1. CP Graduates are counted from these graduation dates = '092009', '102009', '112009', '122009', '012010', '022010', '032010', '042010', '052010', so this is essentially through the Spring
2. TC Graduates include 1 full academic year plus these graduation dates = '072010', '082010', '092010', '102010', '112010', '122010', so this is through the next Fall term.
3. Associate Graduates include 3 full academic years plus these graduation dates = '072012', '082012', so this includes the next 2 months of July and August.
4. AC Graduates include 4 full academic years plus these graduation dates = '072013', '082013', '092013', '102013', '112013', '122013', so this is through the next Fall term.
5. Baccalaureate Graduates include 6 full academic years plus these graduation dates = '072015', '082015', so this includes the next 2 months of July and August.
6. Counts of less than 10 are not shown due to FERPA.

ANNUAL REPORT ON RETENTION AND GRADUATION OF INTERCOLLEGIATE ATHLETES

This report complies with Act 267 of 1989 which requires reporting retention and graduation rates for entering freshmen who participate in Arkansas intercollegiate athletics. This information is produced from data submissions through the Arkansas Higher Education Information System for first-time, full-time, degree-seeking student athletes participating in football, basketball (men's and women's), baseball, cross country/track programs and others sports programs. Information related to initial athletic scholarship status also is included.

The following attachments are included.

Attachment 3-A	Overview of Athletic Participation
Attachment 3-B	Retention Rates of All Cohort Athletes, Remediated Athletes, and Non-Remediated Athletes
Attachment 3-C	Graduation Rates of Athletes
Attachment 3-D	Graduation Rates of Athletes by Sport
Attachment 3-E	Graduation Rates of Remediated Athletes

Methodology

The methodology used herein closely follows the methodology used in the Annual Report on Student Retention and Graduation. The only factors different are the use of the athlete table and fields in the AHEIS/SISDB (Arkansas Higher Education Information System/Student Information System Database). These fields identify whether or not the athlete was first-time entering, what sport they participated in, and whether or not the student received an athletic scholarship.

NOTE: The methodology used herein does not correspond with the NCAA GSR (Graduation Success Rate) methodology.

During the period of this review 10 of the 4-Year Universities and 2 of the 2-Year Colleges participated in athletics.

1. ASUJ – Arkansas State University Jonesboro
2. ATU – Arkansas Tech University
3. HSU – Henderson State University
4. SAUM – Southern Arkansas University Magnolia
5. UAF – University of Arkansas Fayetteville
6. UAFS – University of Arkansas at Fort Smith
7. UALR – University of Arkansas at Little Rock
8. UAM – University of Arkansas at Monticello

- 9. UAPB – University of Arkansas at Pine Bluff
- 10. UCA – University of Central Arkansas
- 11. MSCC – Mid-South Community College¹
- 12. NAC – North Arkansas College
- 13. UACCM – University of Arkansas Community College at Morrilton²

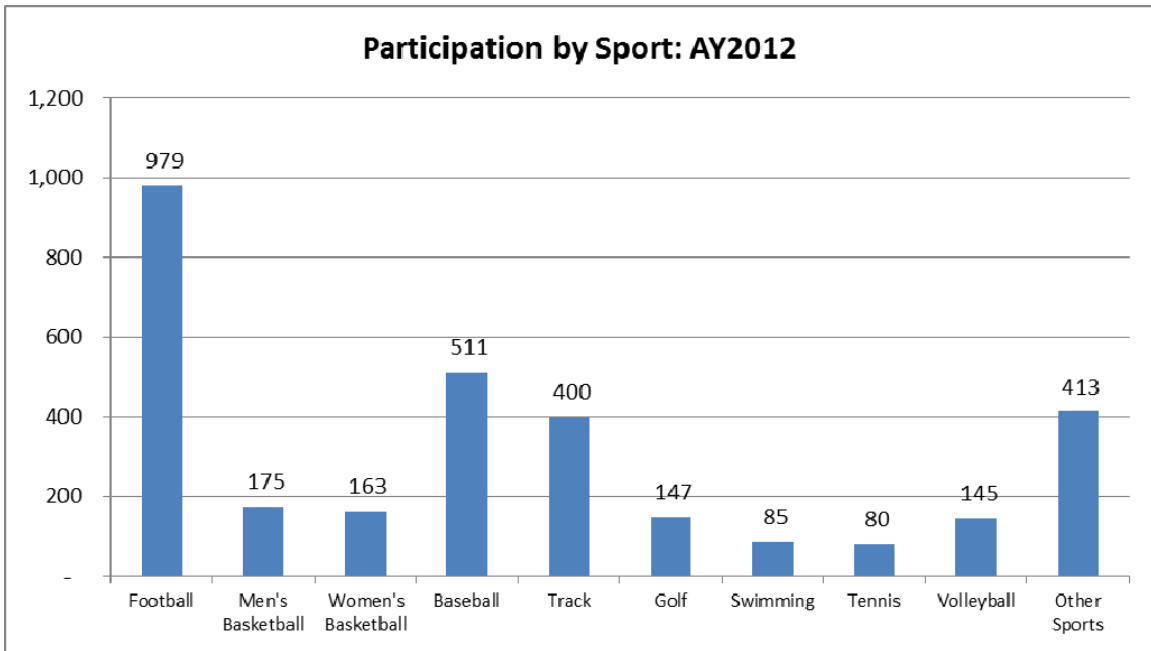
OVERVIEW OF ATHLETICS

In Academic Year 2012, 3,098 students participated in athletics at the 13 institutions referenced above. In AY2008 there were 2,752 students participating in athletics.

Ten sports are included in the athletics reporting.

- 1. Football
- 2. Men’s Basketball
- 3. Women’s Basketball
- 4. Baseball
- 5. Track/Cross Country
- 6. Golf
- 7. Swimming
- 8. Tennis
- 9. Volleyball
- 10. Other

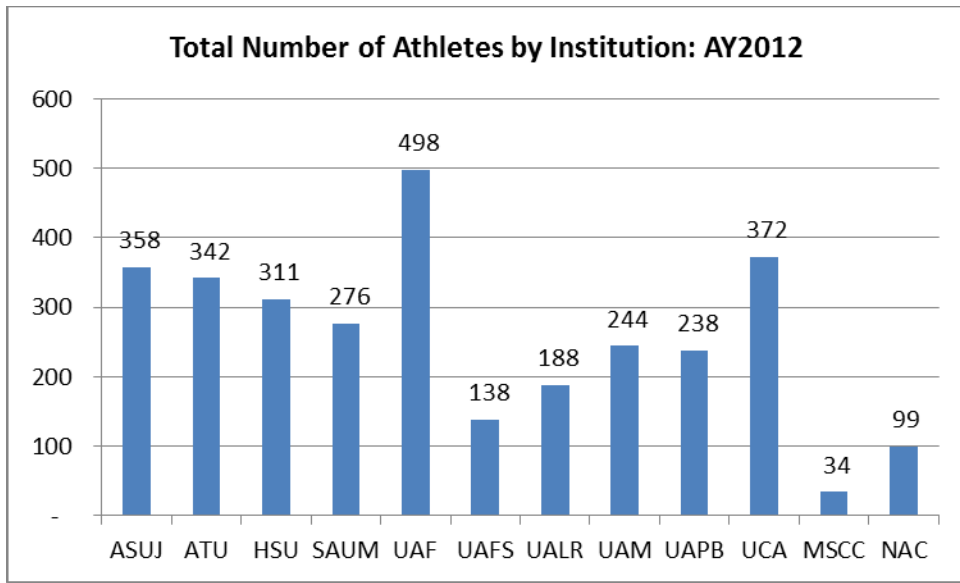
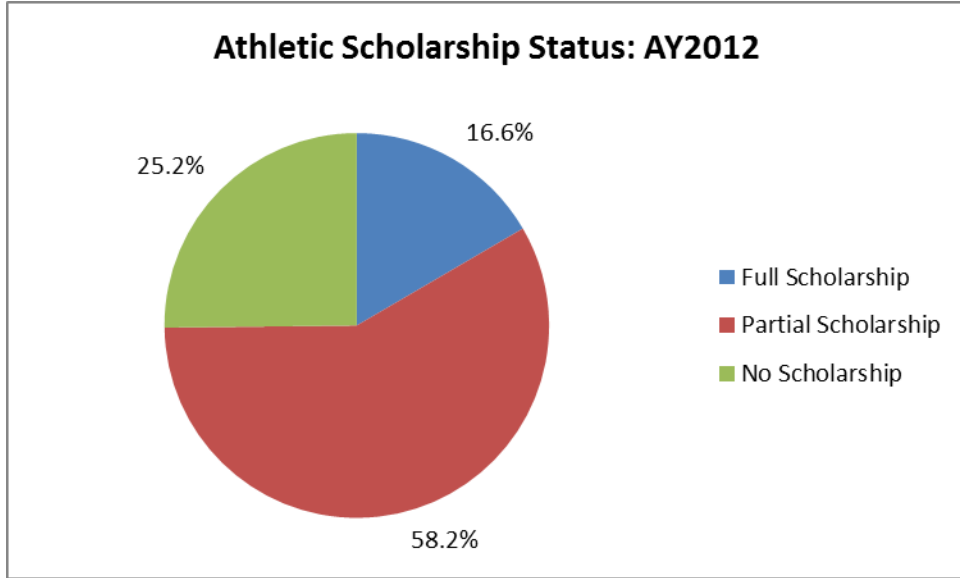
In terms of the number of participants, Football has the most participants followed by Baseball, Other, Track, Men’s Basketball, and Women’s Basketball.



¹ MSCC began a baseball program in AY2011.

² UACCM’s last year of athletics (in golf) was AY2008.

Many students receive scholarships to participate in athletics. The below graph illustrates that the majority of students participating in athletics receive a partial scholarship (58.2 percent) and a small portion (16.6 percent) received a full scholarship.



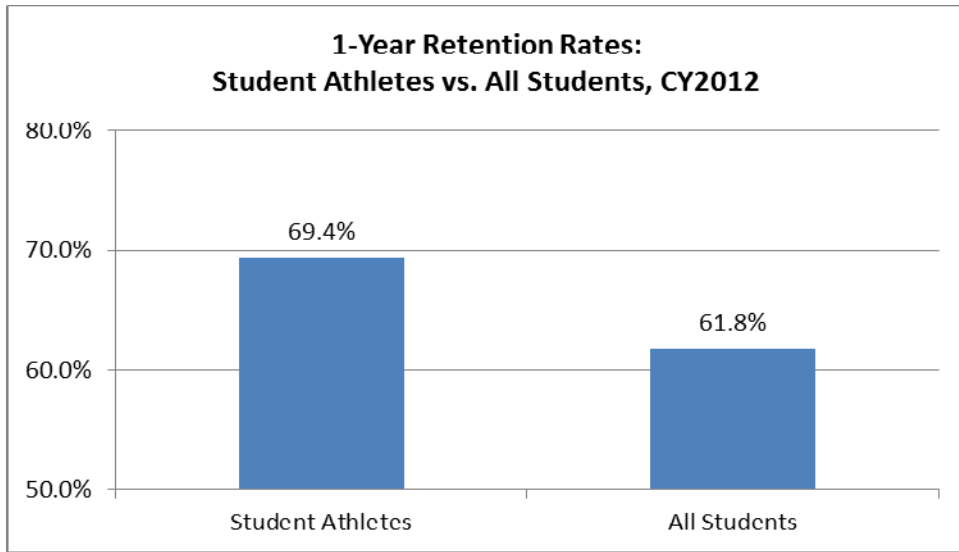
The above chart shows that the UAF has the most student athletes, followed by UCA and ASUJ.

ATHLETIC RETENTION RATES

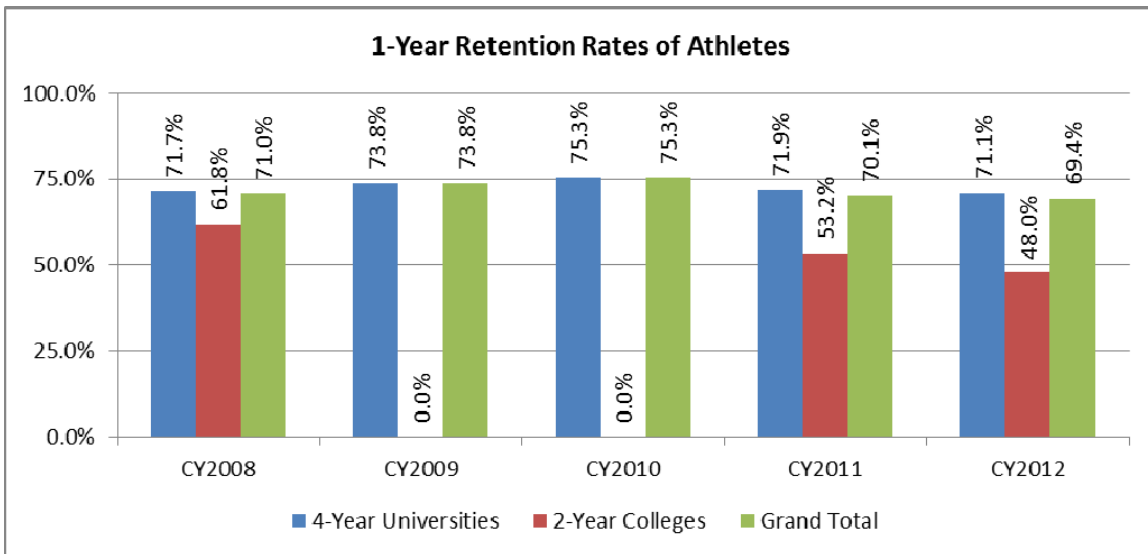
Statewide

The following graphs are based on Attachment 3-B that presents statewide fall-to-fall retention data for student-athlete cohorts entering Academic Year 2008 (tracked from AY2008-AY2012) through Academic Year 2012 (tracked from AY2012-AY2013).

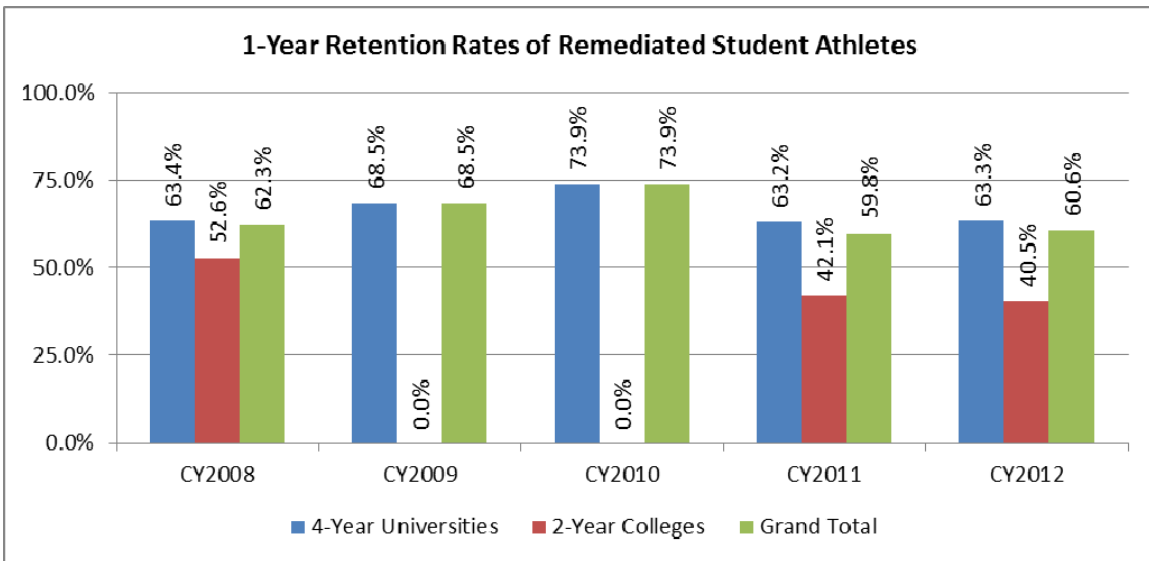
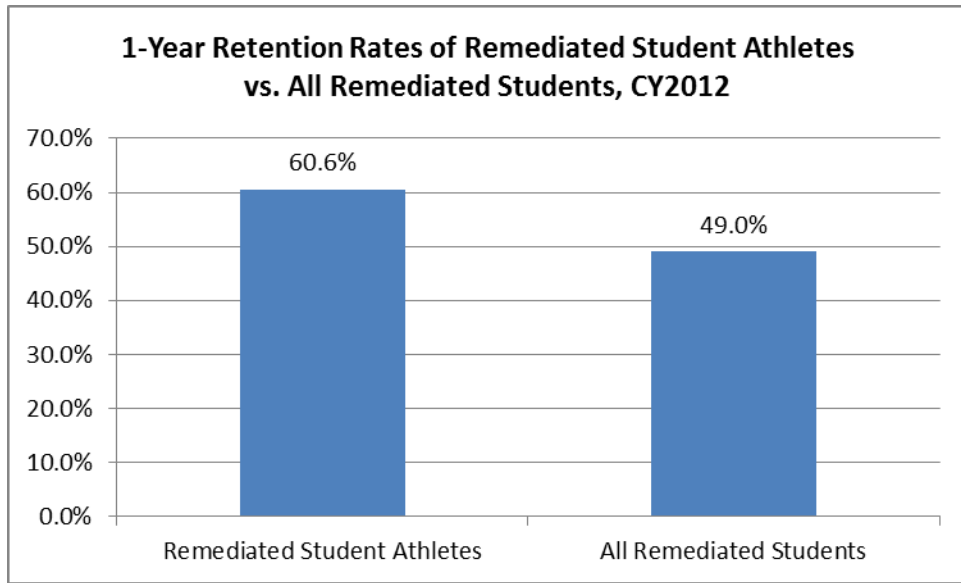
The below graph illustrates that retention rates are higher for the student athlete as compared to all students.

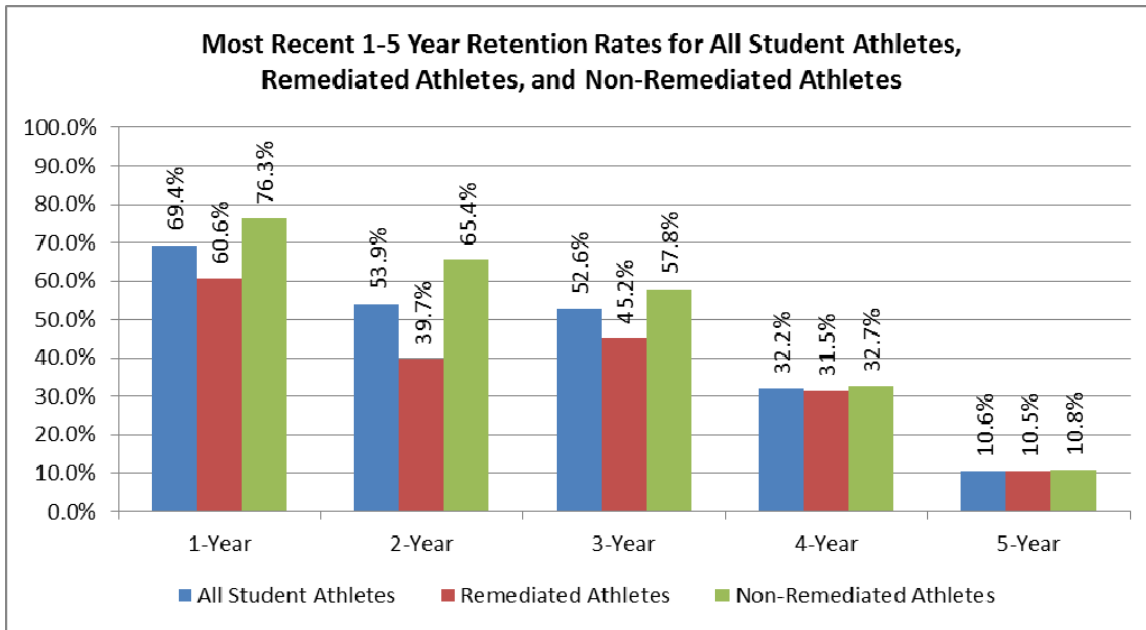


The next graph shows the retention rates for student athletes for the last five years (fall-to-fall). Student athletes at 4-Year Universities are retained at higher rates than student athletes at 2-Year Colleges.



The following graph shows that student athletes that require remediation are retained at higher rates (one-year fall-to-fall retention) than all students that require remediation.





The above graph shows that non-remediated athletes are retained at substantially higher rates than remediated athletes until the fourth year and fifth year.

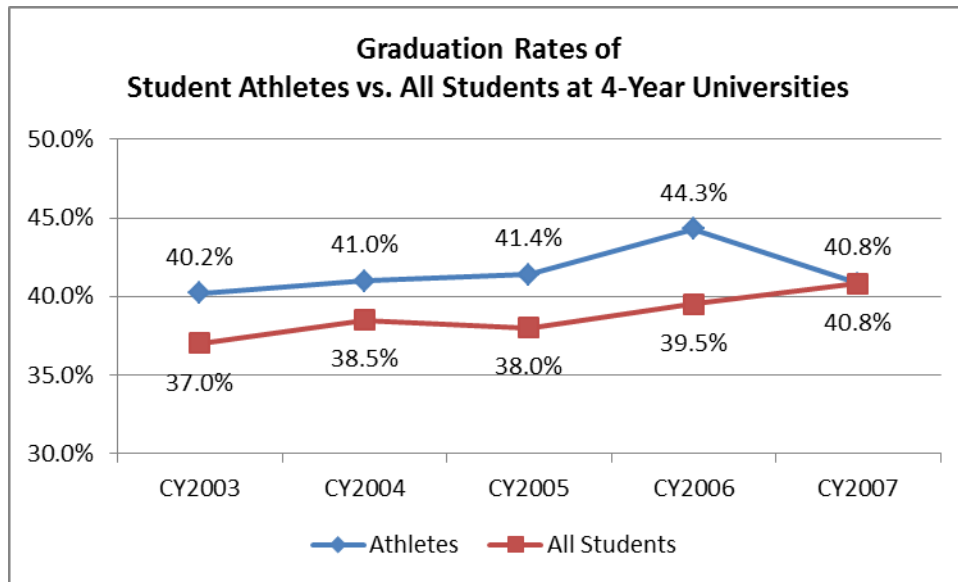
ATHLETIC GRADUATION RATES

Statewide Overview

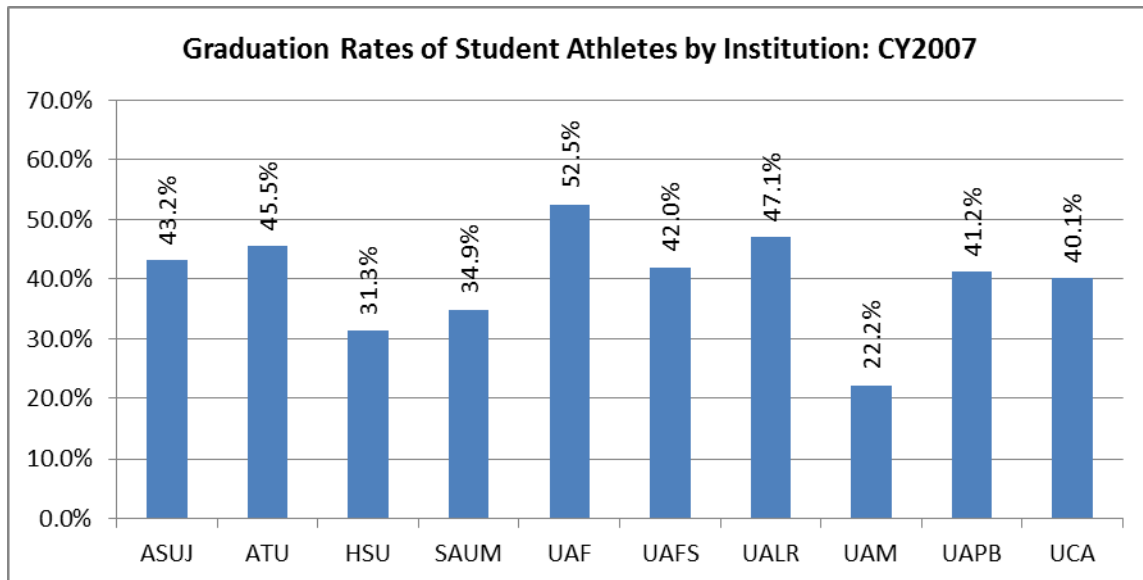
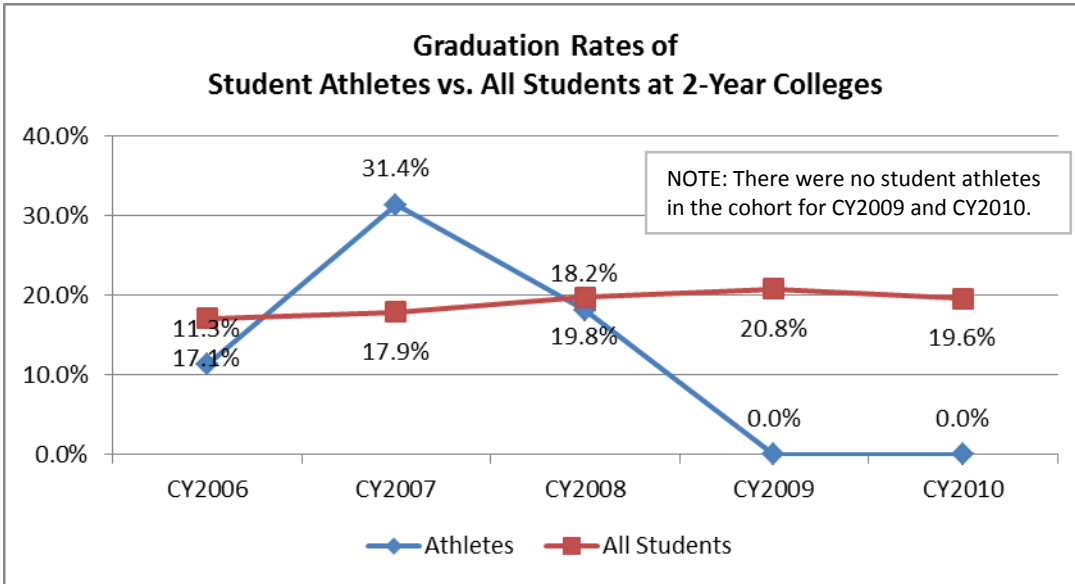
The following observations are based on Attachments 3-C, 3-D, and 3-E which provides graduation rates. The graduation rate calculations are based on the same methodology used in the Annual Report on Student Retention and Graduation. The only factors different are the use of the athlete table and fields in the AHEIS/SISDB (Arkansas Higher Education Information System/Student Information System Database). These fields identify whether or not the athlete was first-time entering, what sport they participated in, and whether or not the student received an athletic scholarship.

Graduation rates for 4-Year Universities are based on a cohort beginning in the fall semester of Academic Years of 2003 (2002 Fall), 2004 (2003 Fall), 2005 (2004 Fall), 2006 (2005 Fall), and 2007 (2006 Fall) and running for six years. Graduation rates for 2-Year Colleges are based on a cohort beginning in the fall semester of Academic Years of 2006 (2005 Fall), 2007 (2006 Fall), 2008 (2007 Fall), 2009 (2008 Fall), and 2010 (2009 Fall) and running for three years.

As the graph below illustrates, graduation rates for student athletes at 4-Year Universities are higher than that of all students by a range of 0.0 to 4.8 percentage points. Note that the graduation rates are identical for CY2007.



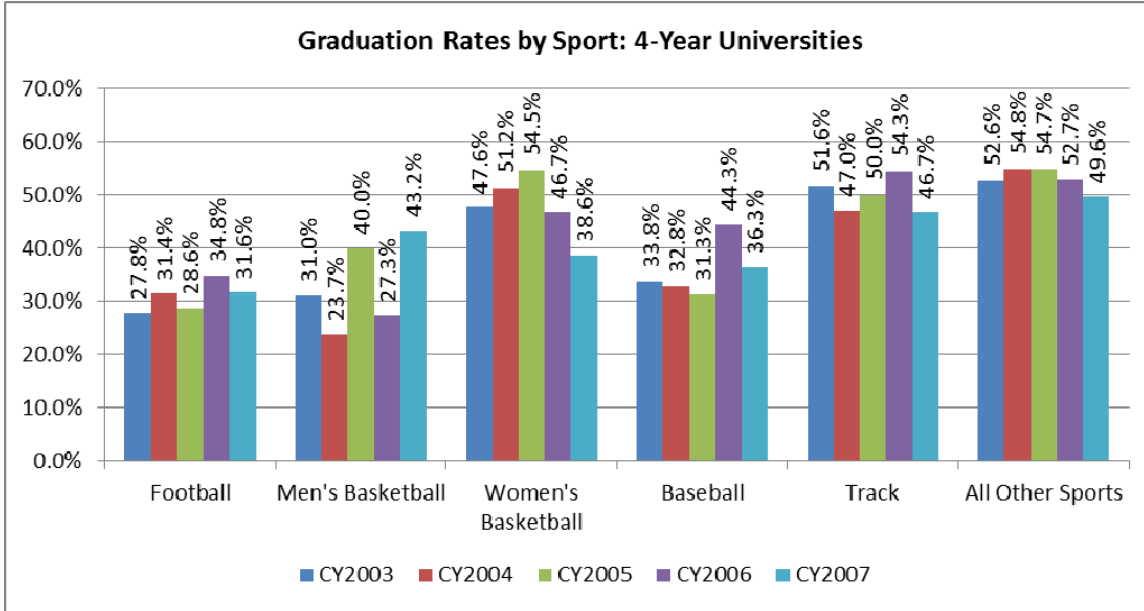
The graduation rates for student athletes at 2-Year Colleges have experienced great fluctuation over the five years reviewed. This is tempered by the fact that there are few student athletes attending 2-Year Colleges (rates based on small numbers tend to fluctuate more; 0 to 55 students in the cohorts shown below).



Based upon the above graph, the 4-Year Universities with the highest graduation rates for student athletes are the University of Arkansas Fayetteville (UAF), the University of Arkansas at Little Rock (UALR), and Arkansas Tech University (ATU).

Graduation Rates by Sport

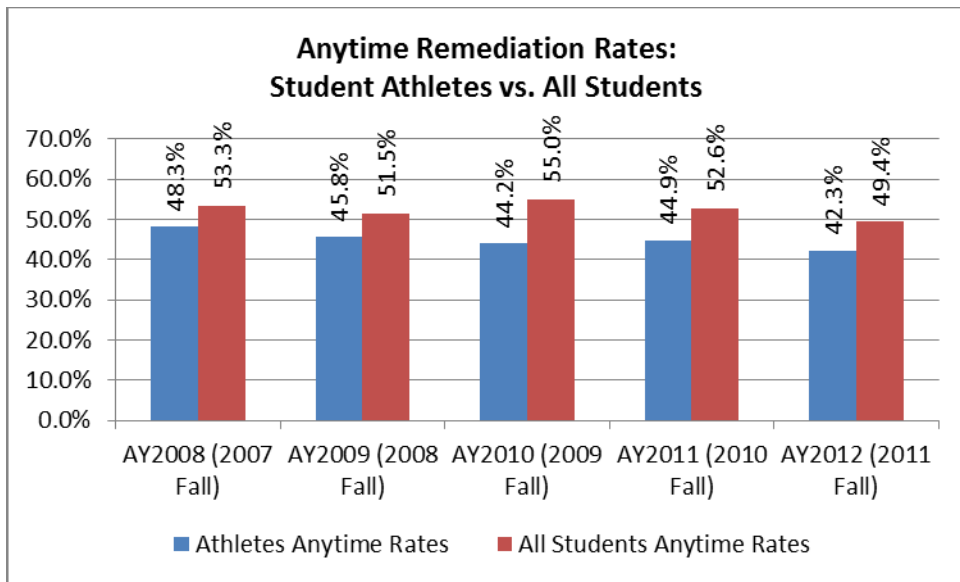
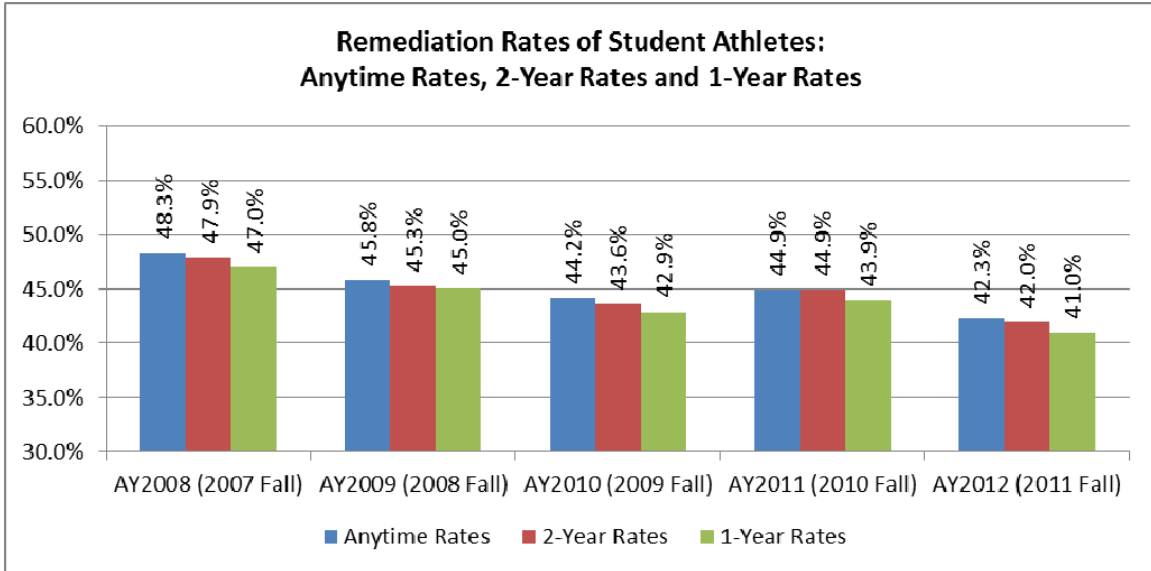
The graph below is based on Attachment 3-D which provides graduation rates by sport.



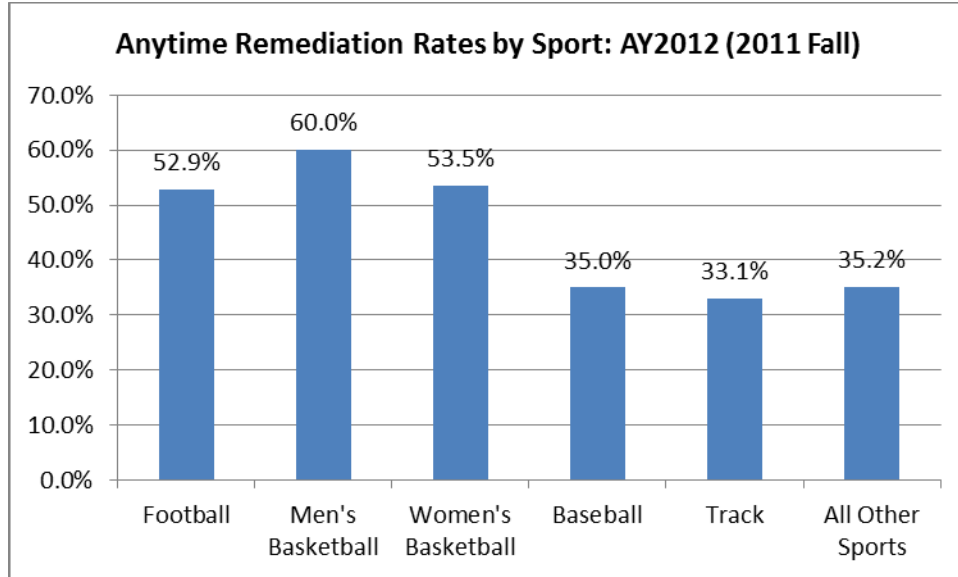
The All Other Sports category consistently shows the highest and most consistent graduation rate.

Remediation Rates of Student Athletes

The methodology used for remediation rates of student athletes is the same as that as used in the regular remediation report except that we are counting student athletes only. Because athletic information is collected in an annual file (not a term file), the most recent remediation rate that can be produced is for the 2011 Fall term (AY2012).



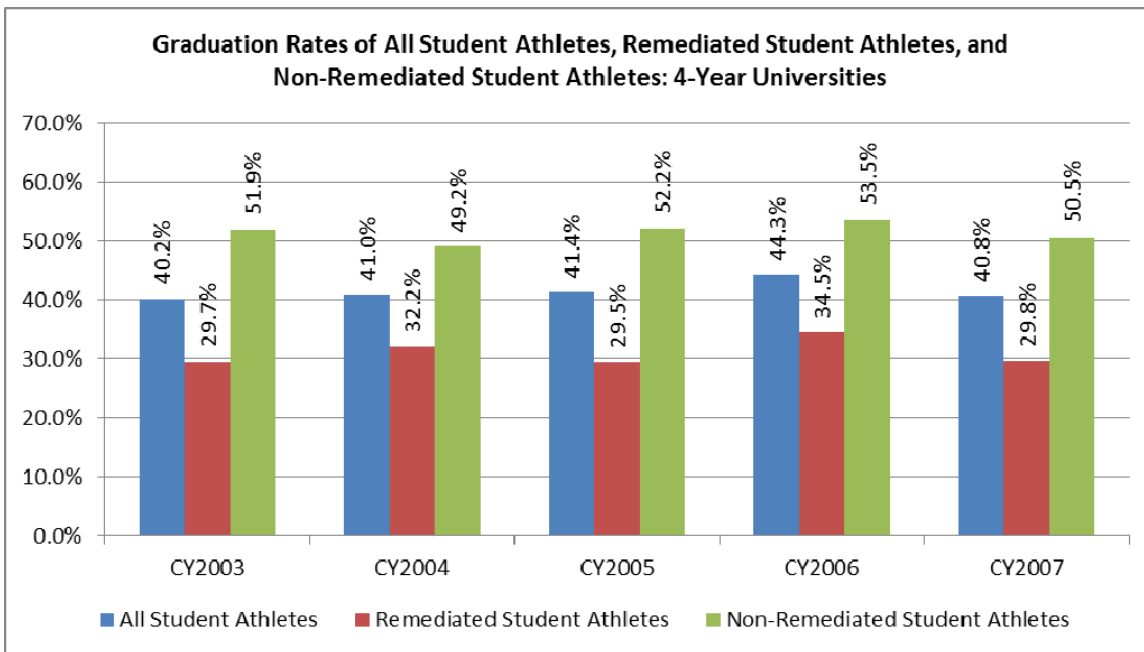
Overall, student athletes have lower Anytime Remediation Rates than all students. The difference ranges from a low of 5.0 percentage points to a high of 10.8 percentage points.



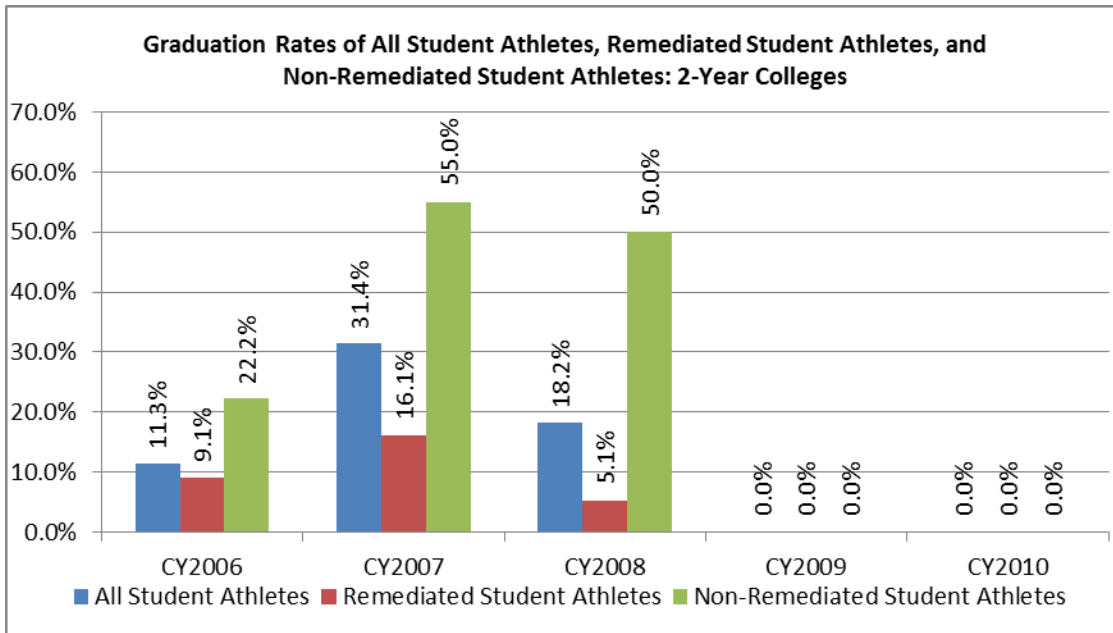
As shown above, Track, Baseball, and All Other Sport have the lowest remediation rate for AY2012 (the 2011 Fall term).

Graduation Rates of Remediated Student Athletes

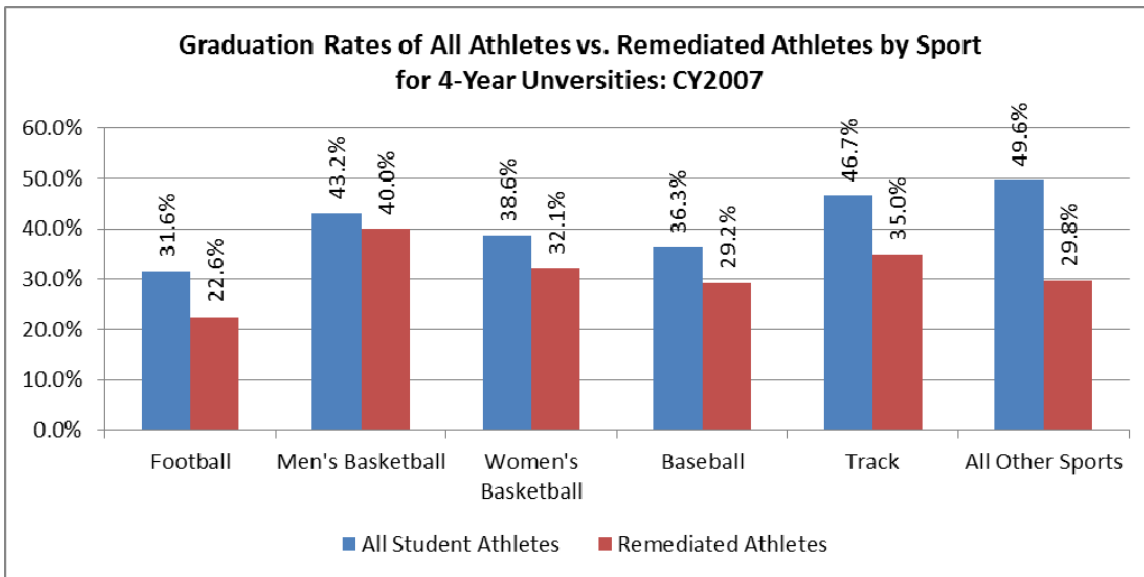
The following graph illustrates the graduation rates for (1) All Student Athletes, (2) Remediated Student Athletes, and (3) Non-Remediated Student Athletes at 4-Year Universities.



The following graph illustrates the graduation rates for (1) All Student Athletes, (2) Remediated Student Athletes, and (3) Non-Remediated Student Athletes at 2-Year Colleges.



The following graph shows that Football has the lowest graduation rate.



Athletic Participation by Institution and Sport

Acad. Yr.	Inst. Type	Institution	Not FTE	FTE	Football	Men's Basketball	Women's Basketball	Baseball	Track	Golf	Swimming	Tennis	Volleyball	Other Sports	Full Scholarship	Partial Scholarship	No Scholarship
2008	1	ASUJ	237	81	116	15	16	37	58	19			13	35	147	101	70
2008	1	ATU	205	94	139	33	15	41	11	16			15	20		225	74
2008	1	HSU	224	127	152	17	17	47	20	16	37		14	22		225	123
2008	1	SAUM	163	59	79	14	13	38	26	15			14	16	12	148	62
2008	1	UAF	327	135	137	17	13	42	90	28	27	26	18	64	175	156	131
2008	1	UAFS	52	44		12	12	30					13	29	36	43	17
2008	1	UALR	132	49		15	14	31	46	20	14	14		18	27	132	22
2008	1	UAM	140	40	80	15	15	23	10	11			12	14		126	53
2008	1	UAPB	155	65	75	19	16	27	24			14	10	30	70	90	60
2008	1	UCA	235	76	90	14	14	33	57	16			12	66	115	161	35
2008	2	NAC	48	55		23	18	53							15		84
2008	2	UACCM															
4-Year Universities			1,870	770	868	171	145	349	342	146	78	97	130	314	586	1,407	647
2-Year Colleges			57	55		23	18	53							15		93
Total			1,927	825	868	194	163	402	342	155	78	97	130	323	601	1,411	740

Acad. Yr.	Inst. Type	Institution	Not FTE	FTE	Football	Men's Basketball	Women's Basketball	Baseball	Track	Golf	Swimming	Tennis	Volleyball	Other Sports	Full Scholarship	Partial Scholarship	No Scholarship
2009	1	ASUJ	231	98	125	14	15	38	58	19			16	37	137	109	83
2009	1	ATU	198	78	126	17	13	41	11	19			17	24		207	69
2009	1	HSU	236	94	121	17	17	41	25	17	48		14	21		174	152
2009	1	SAUM	160	51	74	13	15	34	22	15			14	20		168	42
2009	1	UAF	317	148	137	16	13	41	99	21	32	21	13	72	165	170	130
2009	1	UAFS	54	37		14	12	26					11	28	38	48	
2009	1	UALR	141	40		16	13	42	40	18	14		10	20	29	125	27
2009	1	UAM	151	54	88	17	13	49					13	15		169	36
2009	1	UAPB	186	69	88	19	16	34	33			18		33	84	88	83
2009	1	UCA	233	114	99	15	14	35	63	18		10		93	54	237	56
2009	2	NAC	72	28		22	16	57							19		72
4-Year Universities			1,907	783	858	158	141	381	356	139	94	85	115	363	512	1,495	683
2-Year Colleges			72	28		22	16	57							19		72
Total			1,979	811	858	180	157	438	356	139	94	85	115	368	531	1,504	755

Acad. Yr.	Inst. Type	Institution	Not FTE	FTE	Football	Men's Basketball	Women's Basketball	Baseball	Track	Golf	Swimming	Tennis	Volleyball	Other Sports	Full Scholarship	Partial Scholarship	No Scholarship
2010	1	ASUJ	258	89	126	15	25	40	63	19			14	36	90	172	85
2010	1	ATU	222	59	146	18	17	32		18		10	14	20		248	33
2010	1	HSU	207	75	91	16	18	33	18	13	49		15	20		207	74
2010	1	SAUM	173	54	81	16	18	39	19	14			13	20		169	58
2010	1	UAF	321	143	138	17	14	39	94	22	36	23	15	66	185	147	132
2010	1	UAFS	85	37		17	18	28					15	44		108	11
2010	1	UALR	137	45		14	14	42	42	19	14		11	19	26	134	22
2010	1	UAM	167	48	93	15	14	44		11			13	20		172	41
2010	1	UAPB	165	66	74	18	17	34	28			12		31	73	92	66
2010	1	UCA	261	99	96	15	14	35	84	17			12	79		296	58
2010	2	NAC	111			19	13	72						10	16		92
4-Year Universities			1,996	715	845	161	169	366	359	141	99	85	131	355	386	1,745	580
2-Year Colleges			111			19	13	72						10	16		92
Total			2,107	718	845	180	182	438	359	141	99	85	131	365	402	1,751	672

Acad. Yr.	Inst. Type	Institution	Not FTE	FTE	Football	Men's Basketball	Women's Basketball	Baseball	Track	Golf	Swimming	Tennis	Volleyball	Other Sports	Full Scholarship	Partial Scholarship	No Scholarship
2011	1	ASUJ	257	96	144	14	16	34	65	22			13	36	134	139	80
2011	1	ATU	235	81	157	16	17	53		16		10	18	21		313	
2011	1	HSU	205	87	90	17	16	41	17	16	56		11	20		214	77
2011	1	SAUM	170	54	93	15	13	45	14	12			11	18		172	50
2011	1	UAF	341	126	136	14	18	37	97	19	35	21	17	73	180	156	131
2011	1	UAFS	111	25		16	15	34					18	53		114	21
2011	1	UALR	128	46		14	14	36	40	18	15		11	26	25	131	18
2011	1	UAM	174	68	119	11	15	38	11	15			15	18		187	54
2011	1	UAPB	180	51	80	14	17	25	28				12	38	62	96	73
2011	1	UCA	274	94	99	17	15	38	80	16			13	82	51	256	61
2011	2	MSCC	13	23				36									36
2011	2	NAC	50	65		18	10	73						14	10		99
4-Year Universities			2,075	728	918	148	156	381	360	142	106	68	139	385	457	1,778	568
2-Year Colleges			63	88		18	10	109						14	10		135
Total			2,138	816	918	166	166	490	360	142	106	68	139	399	467	1,784	703

Acad. Yr.	Inst. Type	Institution	Not FTE	FTE	Football	Men's Basketball	Women's Basketball	Baseball	Track	Golf	Swimming	Tennis	Volleyball	Other Sports	Full Scholarship	Partial Scholarship	No Scholarship
2012	1	ASUJ	279	79	135	13	16	39	75	22			14	35	140	125	93
2012	1	ATU	252	90	174	21	19	56		18		10	14	23		306	36
2012	1	HSU	230	81	119	17	12	44	12	14	52		14	20		213	96
2012	1	SAUM	191	85	106	16	13	49	28	19			17	21		209	65
2012	1	UAF	350	148	142	15	14	52	117	18	33	20	16	71	165	178	155
2012	1	UAFS	97	41		14	16	38					17	53		118	20
2012	1	UALR	137	51		18	13	41	39	18			12	39	26	141	21
2012	1	UAM	180	64	124	14	14	37	10	16			13	16		197	47
2012	1	UAPB	194	44	85	15	15	24	23			11	12	44	60	99	79
2012	1	UCA	372		94	15	17	43	89	13			16	77	107	207	58
2012	2	MSCC		28				34									34
2012	2	NAC	62	37		17	14	54						14	12	11	76
4-Year Universities			2,282	683	979	158	149	423	400	147	85	80	145	399	502	1,793	670
2-Year Colleges			68	65		17	14	88						14	12	11	110
Total			2,350	748	979	175	163	511	400	147	85	80	145	413	514	1,804	780

NOTES: (1) FTE means First-Time Entering Freshmen.
 (2) Counts of less than 10 are not shown due to FERPA.

Fall-to-Fall Retention of Athletes

Retention: 1-Year Rates							
All Cohort Athletes							
#	Inst. Type	Institution	AY2008-AY2009 2007Fall-2008Fall	AY2009-AY2010 2008Fall-2009Fall	AY2010-AY2011 2009Fall-2010Fall	AY2011-AY2012 2010Fall-2011Fall	AY2012-AY2013 2011Fall-2012Fall
1	1	ASUJ	78.8%	84.8%	81.4%	84.9%	74.7%
2	1	ATU	69.9%	70.5%	74.6%	63.8%	66.3%
3	1	HSU	54.5%	49.5%	66.7%	69.0%	77.5%
4	1	SAUM	65.5%	74.0%	58.5%	69.2%	61.4%
5	1	UAF	80.6%	83.3%	83.6%	83.1%	78.2%
6	1	UAFS	74.4%	65.7%	78.4%	68.0%	85.4%
7	1	UALR	79.4%	78.6%	83.9%	72.2%	82.2%
8	1	UAM	55.0%	51.9%	55.3%	44.1%	46.8%
9	1	UAPB	82.5%	78.8%	67.2%	66.7%	66.7%
10	1	UCA	80.6%	83.8%	85.6%	80.4%	0.0%
11	2	MSCC	0.0%	0.0%	0.0%	40.9%	41.2%
12	2	NAC	60.0%	0.0%	0.0%	58.2%	51.5%
4-Year Universities			71.7%	73.8%	75.3%	71.9%	71.1%
2-Year Colleges			61.8%	0.0%	0.0%	53.2%	48.0%
Grand Total			71.0%	73.8%	75.3%	70.1%	69.4%

Retention: 2-Year Rates						
All Cohort Athletes						
#	Inst. Type	Institution	AY2008-AY2010 2007Fall-2009Fall	AY2009-AY2011 2008Fall-2010Fall	AY2010-AY2012 2009Fall-2011Fall	AY2011-AY2013 2010Fall-2012Fall
1	1	ASUJ	63.8%	62.0%	66.3%	73.1%
2	1	ATU	53.8%	51.3%	62.7%	42.5%
3	1	HSU	35.8%	44.0%	53.3%	54.0%
4	1	SAUM	56.9%	58.0%	39.6%	59.6%
5	1	UAF	66.7%	71.0%	73.1%	71.2%
6	1	UAFS	41.9%	45.7%	56.8%	60.0%
7	1	UALR	61.8%	60.7%	64.5%	47.2%
8	1	UAM	40.0%	38.9%	51.1%	36.8%
9	1	UAPB	69.8%	59.1%	50.0%	47.1%
10	1	UCA	66.1%	72.1%	66.0%	69.6%
11	2	MSCC	0.0%	0.0%	0.0%	18.2%
12	2	NAC	18.2%	0.0%	0.0%	12.7%
4-Year Universities			55.7%	58.8%	60.6%	58.3%
2-Year Colleges			18.2%	0.0%	0.0%	14.3%
Grand Total			53.1%	58.8%	60.6%	53.9%

Retention: 3-Year Rates						
All Cohort Athletes						
#	Inst. Type	Institution	AY2008-AY2011 2007Fall-2010Fall	AY2009-AY2012 2008Fall-2011Fall	AY2010-AY2013 2009Fall-2012Fall	
1	1	ASUJ	58.8%	57.6%	55.8%	
2	1	ATU	49.5%	43.6%	52.5%	
3	1	HSU	29.3%	40.7%	46.7%	
4	1	SAUM	48.3%	54.0%	34.0%	
5	1	UAF	58.9%	63.0%	65.7%	
6	1	UAFS	44.2%	37.1%	54.1%	
7	1	UALR	61.8%	57.1%	54.8%	
8	1	UAM	30.0%	40.7%	34.0%	
9	1	UAPB	61.9%	59.1%	42.2%	
10	1	UCA	56.5%	72.1%	60.8%	
11	2	NAC	5.5%	0.0%	0.0%	
4-Year Universities			49.5%	54.9%	52.6%	
2-Year Colleges			5.5%	0.0%	0.0%	
Grand Total			46.4%	54.9%	52.6%	

		Retention: 4-Year Rates		Retention: 5-Year Rates	
All Cohort Athletes					
#	Inst. Type	Institution	AY2008-AY2012 2007Fall-2011Fall	AY2009-AY2013 2008Fall-2012Fall	AY2008-AY2013 2007Fall-2012Fall
1	1	ASUJ	40.0%	38.0%	8.8%
2	1	ATU	31.2%	29.5%	15.1%
3	1	HSU	20.3%	28.6%	8.1%
4	1	SAUM	31.0%	30.0%	10.3%
5	1	UAF	32.6%	34.1%	12.4%
6	1	UAFS	25.6%	22.9%	4.7%
7	1	UALR	35.3%	25.0%	17.6%
8	1	UAM	15.0%	13.0%	2.5%
9	1	UAPB	46.0%	31.8%	14.3%
10	1	UCA	32.3%	45.0%	17.7%
11	2	NAC	0.0%	0.0%	1.8%
4-Year Universities			30.9%	32.2%	11.3%
2-Year Colleges			0.0%	0.0%	1.8%
Grand Total			28.7%	32.2%	10.6%

Fall-to-Fall Retention of Athletes

Retention: 1-Year Rates							
Remediated Athletes							
#	Inst. Type	Institution	AY2008-AY2009 2007Fall-2008Fall	AY2009-AY2010 2008Fall-2009Fall	AY2010-AY2011 2009Fall-2010Fall	AY2011-AY2012 2010Fall-2011Fall	AY2012-AY2013 2011Fall-2012Fall
1	1	ASUJ	75.0%	90.3%	81.1%	75.7%	63.6%
2	1	ATU	59.0%	62.9%	66.7%	51.2%	63.6%
3	1	HSU	42.9%	36.4%	61.1%	68.8%	72.4%
4	1	SAUM	50.0%	66.7%	60.9%	70.0%	53.3%
5	1	UAF	71.8%	88.0%	89.4%	75.7%	76.3%
6	1	UAFS	77.3%	56.3%	81.3%	71.4%	69.2%
7	1	UALR	64.3%	87.5%	75.0%	62.5%	82.4%
8	1	UAM	41.7%	40.0%	54.2%	32.4%	37.1%
9	1	UAPB	78.0%	74.5%	71.2%	61.1%	64.5%
10	1	UCA	80.0%	80.6%	88.0%	78.6%	0.0%
11	2	MSSC	0.0%	0.0%	0.0%	40.9%	40.0%
12	2	NAC	50.0%	0.0%	0.0%	42.9%	40.9%
4-Year Universities			63.4%	68.5%	73.9%	63.2%	63.3%
2-Year Colleges			52.6%	0.0%	0.0%	42.1%	40.5%
Grand Total			62.3%	68.5%	73.9%	59.8%	60.6%

Retention: 2-Year Rates						
Remediated Athletes						
#	Inst. Type	Institution	AY2008-AY2010 2007Fall-2009Fall	AY2009-AY2011 2008Fall-2010Fall	AY2010-AY2012 2009Fall-2011Fall	AY2011-AY2013 2010Fall-2012Fall
1	1	ASUJ	52.8%	64.5%	59.5%	51.4%
2	1	ATU	35.9%	48.6%	46.7%	29.3%
3	1	HSU	26.8%	31.8%	44.4%	50.0%
4	1	SAUM	50.0%	54.2%	34.8%	50.0%
5	1	UAF	61.5%	72.0%	74.5%	54.1%
6	1	UAFS	31.8%	31.3%	56.3%	57.1%
7	1	UALR	50.0%	62.5%	50.0%	43.8%
8	1	UAM	29.2%	16.7%	50.0%	18.9%
9	1	UAPB	72.0%	56.9%	53.8%	44.4%
10	1	UCA	52.0%	72.2%	48.0%	64.3%
11	2	MSSC	0.0%	0.0%	0.0%	18.2%
12	2	NAC	15.8%	0.0%	0.0%	14.3%
4-Year Universities			46.8%	52.6%	54.1%	44.3%
2-Year Colleges			15.8%	0.0%	0.0%	15.8%
Grand Total			43.7%	52.6%	54.1%	39.7%

Retention: 3-Year Rates						
Remediated Athletes						
#	Inst. Type	Institution	AY2008-AY2011 2007Fall-2010Fall	AY2009-AY2012 2008Fall-2011Fall	AY2010-AY2013 2009Fall-2012Fall	
1	1	ASUJ	50.0%	54.8%	48.6%	
2	1	ATU	33.3%	42.9%	40.0%	
3	1	HSU	19.6%	27.3%	41.7%	
4	1	SAUM	50.0%	41.7%	30.4%	
5	1	UAF	56.4%	62.0%	63.8%	
6	1	UAFS	31.8%	31.3%	56.3%	
7	1	UALR	42.9%	56.3%	37.5%	
8	1	UAM	25.0%	23.3%	25.0%	
9	1	UAPB	62.0%	56.9%	44.2%	
10	1	UCA	52.0%	72.2%	44.0%	
11	2	NAC	5.3%	0.0%	0.0%	
4-Year Universities			42.3%	48.3%	45.2%	
2-Year Colleges			5.3%	0.0%	0.0%	
Grand Total			38.5%	48.3%	45.2%	

Retention: 4-Year Rates			Retention: 5-Year Rates			
Remediated Athletes						
#	Inst. Type	Institution	AY2008-AY2012 2007Fall-2011Fall	AY2009-AY2013 2008Fall-2012Fall		AY2008-AY2013 2007Fall-2012Fall
1	1	ASUJ	30.6%	51.6%		2.8%
2	1	ATU	28.2%	28.6%		10.3%
3	1	HSU	14.3%	20.5%		8.9%
4	1	SAUM	39.3%	33.3%		17.9%
5	1	UAF	30.8%	34.0%		17.9%
6	1	UAFS	9.1%	12.5%		0.0%
7	1	UALR	21.4%	25.0%		28.6%
8	1	UAM	20.8%	10.0%		4.2%
9	1	UAPB	48.0%	35.3%		14.0%
10	1	UCA	32.0%	50.0%		20.0%
11	2	NAC	0.0%	0.0%		0.0%
4-Year Universities			28.5%	31.5%		11.7%
2-Year Colleges			0.0%	0.0%		0.0%
Grand Total			25.6%	31.5%		10.5%

Fall-to-Fall Retention of Athletes

Retention: 1-Year Rates							
Non-Remediated Athletes							
#	Inst. Type	Institution	AY2008-AY2009 2007Fall-2008Fall	AY2009-AY2010 2008Fall-2009Fall	AY2010-AY2011 2009Fall-2010Fall	AY2011-AY2012 2010Fall-2011Fall	AY2012-AY2013 2011Fall-2012Fall
1	1	ASUJ	81.8%	82.0%	81.6%	91.1%	83.3%
2	1	ATU	77.8%	76.7%	77.3%	76.9%	69.2%
3	1	HSU	64.2%	61.7%	71.8%	69.1%	80.4%
4	1	SAUM	80.0%	80.8%	56.7%	68.8%	66.0%
5	1	UAF	84.4%	80.7%	80.5%	86.4%	78.8%
6	1	UAFS	71.4%	73.7%	76.2%	66.7%	92.9%
7	1	UALR	90.0%	66.7%	87.0%	80.0%	82.1%
8	1	UAM	75.0%	66.7%	56.5%	58.1%	59.3%
9	1	UAPB	100.0%	93.3%	50.0%	80.0%	72.7%
10	1	UCA	81.1%	85.3%	84.7%	81.3%	
11	2	MSCC					50.0%
12	2	NAC	82.4%			85.0%	72.7%
4-Year Universities			78.8%	78.0%	76.3%	78.1%	76.5%
2-Year Colleges			82.4%			85.0%	69.2%
Grand Total			79.0%	78.0%	76.3%	78.4%	76.3%

Retention: 2-Year Rates						
Non-Remediated Athletes						
#	Inst. Type	Institution	AY2008-AY2010 2007Fall-2009Fall	AY2009-AY2011 2008Fall-2010Fall	AY2010-AY2012 2009Fall-2011Fall	AY2011-AY2013 2010Fall-2012Fall
1	1	ASUJ	72.7%	60.7%	71.4%	87.5%
2	1	ATU	66.7%	53.5%	68.2%	56.4%
3	1	HSU	43.3%	55.3%	61.5%	56.4%
4	1	SAUM	63.3%	61.5%	43.3%	65.6%
5	1	UAF	68.9%	70.5%	72.4%	79.0%
6	1	UAFS	52.4%	57.9%	57.1%	61.1%
7	1	UALR	70.0%	58.3%	69.6%	50.0%
8	1	UAM	56.3%	66.7%	52.2%	58.1%
9	1	UAPB	61.5%	66.7%	33.3%	53.3%
10	1	UCA	75.7%	72.0%	72.2%	71.9%
11	2	MSCC				
12	2	NAC	23.5%			10.0%
4-Year Universities			63.3%	63.9%	65.3%	68.1%
2-Year Colleges			23.5%			10.0%
Grand Total			61.6%	63.9%	65.3%	65.4%

Retention: 3-Year Rates						
Non-Remediated Athletes						
#	Inst. Type	Institution	AY2008-AY2011 2007Fall-2010Fall	AY2009-AY2012 2008Fall-2011Fall	AY2010-AY2013 2009Fall-2012Fall	
1	1	ASUJ	65.9%	59.0%	61.2%	
2	1	ATU	61.1%	44.2%	56.8%	
3	1	HSU	37.3%	53.2%	51.3%	
4	1	SAUM	46.7%	65.4%	36.7%	
5	1	UAF	60.0%	63.6%	66.7%	
6	1	UAFS	57.1%	42.1%	52.4%	
7	1	UALR	75.0%	58.3%	60.9%	
8	1	UAM	37.5%	62.5%	43.5%	
9	1	UAPB	61.5%	66.7%	33.3%	
10	1	UCA	59.5%	72.0%	66.7%	
11	2	NAC	5.9%			
4-Year Universities			55.6%	60.2%	57.8%	
2-Year Colleges			5.9%			
Grand Total			53.5%	60.2%	57.8%	

Retention: 4-Year Rates			Retention: 5-Year Rates			
Non-Remediated Athletes						
#	Inst. Type	Institution	AY2008-AY2012 2007Fall-2011Fall	AY2009-AY2013 2008Fall-2012Fall		AY2008-AY2013 2007Fall-2012Fall
1	1	ASUJ	47.7%	31.1%		13.6%
2	1	ATU	33.3%	30.2%		18.5%
3	1	HSU	25.4%	36.2%		7.5%
4	1	SAUM	23.3%	26.9%		3.3%
5	1	UAF	33.3%	34.1%		10.0%
6	1	UAFS	42.9%	31.6%		9.5%
7	1	UALR	45.0%	25.0%		10.0%
8	1	UAM	6.3%	16.7%		0.0%
9	1	UAPB	38.5%	20.0%		15.4%
10	1	UCA	32.4%	42.7%		16.2%
11	2	NAC	0.0%			5.9%
4-Year Universities			32.9%	32.7%		11.0%
2-Year Colleges			0.0%			5.9%
Grand Total			31.5%	32.7%		10.8%

Athletic Graduation Rate Calculation: 4-Year Universities

Cohort Year selected = **2003** and Time Period Covered = AFTER SIX (6) YEARS (from AY2003 thru AY2008) for Four-Year Universities.

#	IT	College	FICE	Cohort	Transfers		Bacc.		Adv. Cert.		Assoc.		Tech. Cert.		Cert. Prof.		Graduates		Retained		Success	
					#	%	#	%	#	%	#	%	#	%	#	%	#	%	#	%	#	%
1	1	ASUJ	001090	68		10.3	28	41.2		-		-		-		-	28	41.2		2.9	30	44.1
2	1	ATU	001089	88	21	23.9	38	43.2		-		-		-		-	38	43.2		4.5	42	47.7
3	1	HSU	001098	68	10	14.7	21	30.9		-		-		-		-	21	30.9		7.4	26	38.2
4	1	SAUM	001107	61		11.5	11	18.0		-		-		-		-	11	18.0		3.3	13	21.3
5	1	UAF	001108	116	10	8.6	60	51.7		-		-		-		-	60	51.7		5.2	66	56.9
6	1	UAFS	001110	42	10	23.8		-		-	21	50.0		-		-	21	50.0		2.4	22	52.4
7	1	UALR	001101	38		13.2	16	42.1		-		-		-		-	16	42.1		10.5	20	52.6
8	1	UAM	001085	53	12	22.6	10	18.9		-		1.9		-		-	11	20.8		5.7	14	26.4
9	1	UAPB	001086	43		7.0	22	51.2		-		-		-		-	22	51.2		-	22	51.2
10	1	UCA	001092	79	13	16.5	36	45.6		-		-		-		-	36	45.6		3.8	39	49.4
4-Year Universities				656	98	14.9	242	36.9		-	22	3.4		-		-	264	40.2	30	4.6	294	44.8

NOTES: When a student received more than one award, only the highest award was counted.

TIME PERIOD CONSIDERATIONS:

1. CP Graduates are counted from these graduation dates = '092002', '102002', '112002', '122002', '012003', '022003', '032003', '042003', '052003', so this is essentially through the Spring term.
2. TC Graduates include 1 full academic year plus these graduation dates = '072003', '082003', '092003', '102003', '112003', '122003', so this is through the next Fall term.
3. Associate Graduates include 3 full academic years plus these graduation dates = '072005', '082005', so this includes the next 2 months of July and August.
4. AC Graduates include 4 full academic years plus these graduation dates = '072006', '082006', '092006', '102006', '112006', '122006', so this is through the next Fall term.
5. Baccalaureate Graduates include 6 full academic years plus these graduation dates = '072008', '082008', so this includes the next 2 months of July and August.
6. Counts of less than 10 are not shown due to FERPA.

Athletic Graduation Rate Calculation: 4-Year Universities

Cohort Year selected = **2004** and Time Period Covered = AFTER SIX (6) YEARS (from AY2004 thru AY2009) for Four-Year Universities.

#	IT	College	FICE	Cohort	Transfers		Bacc.		Adv. Cert.		Assoc.		Tech. Cert.		Cert. Prof.		Graduates		Retained		Success	
					#	%	#	%	#	%	#	%	#	%	#	%	#	%	#	%	#	%
1	1	ASUJ	001090	62	10	16.1	33	53.2		-		-		-		-	33	53.2		1.6	34	54.8
2	1	ATU	001089	115	38	33.0	35	30.4		-		-		-		-	35	30.4		4.3	40	34.8
3	1	HSU	001098	82	10	12.2	34	41.5		-		-		-		-	34	41.5		3.7	37	45.1
4	1	SAUM	001107	66	11	16.7	25	37.9		-		-		-		-	25	37.9		1.5	26	39.4
5	1	UAF	001108	120	13	10.8	63	52.5		-		-		-		-	63	52.5		4.2	68	56.7
6	1	UAFS	001110	23		30.4		-		-	10	43.5		-		-	10	43.5		-	10	43.5
7	1	UALR	001101	34		17.6	12	35.3		-		-		-		-	12	35.3		2.9	13	38.2
8	1	UAM	001085	45	12	26.7		13.3		-		2.2		-		-		15.6		-		15.6
9	1	UAPB	001086	37		8.1	13	35.1		-		-		-		-	13	35.1		8.1	16	43.2
10	1	UCA	001092	99	18	18.2	48	48.5		-		-		-		-	48	48.5		4.0	52	52.5
4-Year Universities				683	128	18.7	269	39.4		-	11	1.6		-		-	280	41.0	23	3.4	303	44.4

NOTES: When a student received more than one award, only the highest award was counted.

TIME PERIOD CONSIDERATIONS:

1. CP Graduates are counted from these graduation dates = '092003', '102003', '112003', '122003', '012004', '022004', '032004', '042004', '052004', so this is essentially through the Spring term.
2. TC Graduates include 1 full academic year plus these graduation dates = '072004', '082004', '092004', '102004', '112004', '122004', so this is through the next Fall term.
3. Associate Graduates include 3 full academic years plus these graduation dates = '072006', '082006', so this includes the next 2 months of July and August.
4. AC Graduates include 4 full academic years plus these graduation dates = '072007', '082007', '092007', '102007', '112007', '122007', so this is through the next Fall term.
5. Baccalaureate Graduates include 6 full academic years plus these graduation dates = '072009', '082009', so this includes the next 2 months of July and August.
6. Counts of less than 10 are not shown due to FERPA.

Athletic Graduation Rate Calculation: 4-Year Universities

Cohort Year selected = **2005** and Time Period Covered = AFTER SIX (6) YEARS (from AY2005 thru AY2010) for Four-Year Universities.

#	IT	College	FICE	Cohort	Transfers		Bacc.		Adv. Cert.		Assoc.		Tech. Cert.		Cert. Prof.		Graduates		Retained		Success	
					#	%	#	%	#	%	#	%	#	%	#	%	#	%	#	%	#	%
1	1	ASUJ	001090	85	10	11.8	38	44.7		-		-		-		-	38	44.7		-	38	44.7
2	1	ATU	001089	73	23	31.5	28	38.4		-		-		-		-	28	38.4		1.4	29	39.7
3	1	HSU	001098	95	15	15.8	23	24.2		-		-		-		-	23	24.2		3.2	26	27.4
4	1	SAUM	001107	119		5.9	41	34.5		-		-		-		-	41	34.5		2.5	44	37.0
5	1	UAF	001108	129		7.0	63	48.8		-		-		-		-	63	48.8		3.1	67	51.9
6	1	UAFS	001110	34		14.7		14.7		-	13	38.2		-		-	18	52.9		2.9	19	55.9
7	1	UALR	001101	35		8.6	21	60.0		-		-		-		-	21	60.0		-	21	60.0
8	1	UAM	001085			33.3		-		-		-		-		-		-		-		-
9	1	UAPB	001086	37		5.4	17	45.9		-		-		-		-	17	45.9		2.7	18	48.6
10	1	UCA	001092	83		9.6	39	47.0		-		-		-		-	39	47.0		2.4	41	49.4
4-Year Universities				696	84	12.1	275	39.5		-	13	1.9		-		-	288	41.4	15	2.2	303	43.5

NOTES: When a student received more than one award, only the highest award was counted.

TIME PERIOD CONSIDERATIONS:

1. CP Graduates are counted from these graduation dates = '092004', '102004', '112004', '122004', '012005', '022005', '032005', '042005', '052005', so this is essentially through the Spring term.
2. TC Graduates include 1 full academic year plus these graduation dates = '072005', '082005', '092005', '102005', '112005', '122005', so this is through the next Fall term.
3. Associate Graduates include 3 full academic years plus these graduation dates = '072007', '082007', so this includes the next 2 months of July and August.
4. AC Graduates include 4 full academic years plus these graduation dates = '072008', '082008', '092008', '102008', '112008', '122008', so this is through the next Fall term.
5. Baccalaureate Graduates include 6 full academic years plus these graduation dates = '072010', '082010', so this includes the next 2 months of July and August.
6. Counts of less than 10 are not shown due to FERPA.

Athletic Graduation Rate Calculation: 4-Year Universities

Cohort Year selected = **2006** and Time Period Covered = AFTER SIX (6) YEARS (from AY2006 thru AY2011) for Four-Year Universities.

#	IT	College	FICE	Cohort	Transfers		Bacc.		Adv. Cert.		Assoc.		Tech. Cert.		Cert. Prof.		Graduates		Retained		Success	
					#	%	#	%	#	%	#	%	#	%	#	%	#	%	#	%	#	%
1	1	ASUJ	001090	97	14	14.4	43	44.3		-		-		-		-	43	44.3		2.1	45	46.4
2	1	ATU	001089	79	17	21.5	41	51.9		-		-		-		-	41	51.9		1.3	42	53.2
3	1	HSU	001098	87	21	24.1	29	33.3		-		-		-		-	29	33.3		3.4	32	36.8
4	1	SAUM	001107	34		11.8		20.6		-		-		-		-		20.6		5.9		26.5
5	1	UAF	001108	135	12	8.9	70	51.9		-		-		-		-	70	51.9		3.7	75	55.6
6	1	UAFS	001110	38	13	34.2		7.9		-	10	26.3		-		-	13	34.2		2.6	14	36.8
7	1	UALR	001101	34		17.6	15	44.1		-		-		-		-	15	44.1		2.9	16	47.1
8	1	UAM	001085	37		16.2	16	43.2		-		2.7		-		-	17	45.9		-	17	45.9
9	1	UAPB	001086	46		17.4	21	45.7		-		-		-		-	21	45.7		2.2	22	47.8
10	1	UCA	001092	108	14	13.0	52	48.1		-		-		-		-	52	48.1		4.6	57	52.8
4-Year Universities				695	115	16.5	297	42.7		-	11	1.6		-		-	308	44.3	21	3.0	329	47.3

NOTES: When a student received more than one award, only the highest award was counted.

TIME PERIOD CONSIDERATIONS:

1. CP Graduates are counted from these graduation dates = '092005', '102005', '112005', '122005', '012006', '022006', '032006', '042006', '052006', so this is essentially through the Spring term.
2. TC Graduates include 1 full academic year plus these graduation dates = '072006', '082006', '092006', '102006', '112006', '122006', so this is through the next Fall term.
3. Associate Graduates include 3 full academic years plus these graduation dates = '072008', '082008', so this includes the next 2 months of July and August.
4. AC Graduates include 4 full academic years plus these graduation dates = '072009', '082009', '092009', '102009', '112009', '122009', so this is through the next Fall term.
5. Baccalaureate Graduates include 6 full academic years plus these graduation dates = '072011', '082011', so this includes the next 2 months of July and August.
6. Counts of less than 10 are not shown due to FERPA.

Athletic Graduation Rate Calculation: 4-Year Universities

Cohort Year selected = 2007 and Time Period Covered = AFTER SIX (6) YEARS (from AY2007 thru AY2012) for Four-Year Universities.

#	IT	College	FICE	Cohort	Transfers		Bacc.		Adv. Cert.		Assoc.		Tech. Cert.		Cert. Prof.		Graduates		Retained		Success		
					#	%	#	%	#	%	#	%	#	%	#	%	#	%	#	%	#	%	
1	1	ASUJ	001090	95		7.4	41	43.2			-		-		-		-	41	43.2		4.2	45	47.4
2	1	ATU	001089	88	20	22.7	40	45.5			-		-		-		-	40	45.5		3.4	43	48.9
3	1	HSU	001098	83	12	14.5	26	31.3			-		-		-		-	26	31.3		2.4	28	33.7
4	1	SAUM	001107	63	10	15.9	22	34.9			-		-		-		-	22	34.9		3.2	24	38.1
5	1	UAF	001108	101	10	9.9	53	52.5			-		-		-		-	53	52.5		3.0	56	55.4
6	1	UAFS	001110	50		12.0		18.0			-	12	24.0		-		-	21	42.0		6.0	24	48.0
7	1	UALR	001101	34		11.8		16	47.1		-		-		-		-	16	47.1		5.9	18	52.9
8	1	UAM	001085	45		11.1		10	22.2		-		-		-		-	10	22.2		6.7	13	28.9
9	1	UAPB	001086	51		13.7		21	41.2		-		-		-		-	21	41.2		3.9	23	45.1
10	1	UCA	001092	137	19	13.9	55	40.1			-		-		-		-	55	40.1		1.5	57	41.6
4-Year Universities				747	100	13.4	293	39.2			-	12	1.6		-		-	305	40.8	26	3.5	331	44.3

NOTES: When a student received more than one award, only the highest award was counted.

TIME PERIOD CONSIDERATIONS:

1. CP Graduates are counted from these graduation dates = '092006', '102006', '112006', '122006', '012007', '022007', '032007', '042007', '052007', so this is essentially through the Spring term.
2. TC Graduates include 1 full academic year plus these graduation dates = '072007', '082007', '092007', '102007', '112007', '122007', so this is through the next Fall term.
3. Associate Graduates include 3 full academic years plus these graduation dates = '072009', '082009', so this includes the next 2 months of July and August.
4. AC Graduates include 4 full academic years plus these graduation dates = '072010', '082010', '092010', '102010', '112010', '122010', so this is through the next Fall term.
5. Baccalaureate Graduates include 6 full academic years plus these graduation dates = '072012', '082012', so this includes the next 2 months of July and August.
6. Counts of less than 10 are not shown due to FERPA.

Athletic Graduation Rate Calculation: 2-Year Colleges

Cohort Year selected = 2006 and Time Period Covered = AFTER THREE (3) YEARS (from AY2006 thru AY2008) for Two-Year Colleges.

#	IT	College	FICE	Cohort	Transfers		Bacc.		Adv. Cert.		Assoc.		Tech. Cert.		Cert. Prof.		Graduates		Retained		Success	
					#	%	#	%	#	%	#	%	#	%	#	%	#	%	#	%	#	%
1	2	NAC	012261	51	20	39.2		-		-		11.8		-		-		11.8		7.8	10	19.6
2	2	UACCM	005245			50.0		-		-		-		-		-		-		-	-	-
2-Year Colleges				53	21	39.6		-		-		11.3		-		-		11.3		7.5	10	18.9

NOTES: When a student received more than one award, only the highest award was counted.

TIME PERIOD CONSIDERATIONS:

1. CP Graduates are counted from these graduation dates = '092005', '102005', '112005', '122005', '012006', '022006', '032006', '042006', '052006', so this is essentially through the Spring term.
2. TC Graduates include 1 full academic year plus these graduation dates = '072006', '082006', '092006', '102006', '112006', '122006', so this is through the next Fall term.
3. Associate Graduates include 3 full academic years plus these graduation dates = '072008', '082008', so this includes the next 2 months of July and August.
4. AC Graduates include 4 full academic years plus these graduation dates = '072009', '082009', '092009', '102009', '112009', '122009', so this is through the next Fall term.
5. Baccalaureate Graduates include 6 full academic years plus these graduation dates = '072011', '082011', so this includes the next 2 months of July and August.
6. Counts of less than 10 are not shown due to FERPA.

Athletic Graduation Rate Calculation: 2-Year Colleges

Cohort Year selected = 2007 and Time Period Covered = AFTER THREE (3) YEARS (from AY2007 thru AY2009) for Two-Year Colleges.

#	IT	College	FICE	Cohort	Transfers		Bacc.		Adv. Cert.		Assoc.		Tech. Cert.		Cert. Prof.		Graduates		Retained		Success	
					#	%	#	%	#	%	#	%	#	%	#	%	#	%	#	%	#	%
1	2	NAC	012261	47	16	34.0					15	31.9					15	31.9		4.3	17	36.2
2	2	UACCM	005245								25.0						25.0					25.0
2-Year Colleges				51	16	31.4					16	31.4					16	31.4		3.9	18	35.3

NOTES: When a student received more than one award, only the highest award was counted.

TIME PERIOD CONSIDERATIONS:

1. CP Graduates are counted from these graduation dates = '092006', '102006', '112006', '122006', '012007', '022007', '032007', '042007', '052007', so this is essentially through the Spring 1
2. TC Graduates include 1 full academic year plus these graduation dates = '072007', '082007', '092007', '102007', '112007', '122007', so this is through the next Fall term.
3. Associate Graduates include 3 full academic years plus these graduation dates = '072009', '082009', so this includes the next 2 months of July and August.
4. AC Graduates include 4 full academic years plus these graduation dates = '072010', '082010', '092010', '102010', '112010', '122010', so this is through the next Fall term.
5. Baccalaureate Graduates include 6 full academic years plus these graduation dates = '072012', '082012', so this includes the next 2 months of July and August.
6. Counts of less than 10 are not shown due to FERPA.

Athletic Graduation Rate Calculation: 2-Year Colleges

Cohort Year selected = 2008 and Time Period Covered = AFTER THREE (3) YEARS (from AY2008 thru AY2010) for Two-Year Colleges.

#	IT	College	FICE	Cohort	Transfers		Bacc.		Adv. Cert.		Assoc.		Tech. Cert.		Cert. Prof.		Graduates		Retained		Success	
					#	%	#	%	#	%	#	%	#	%	#	%	#	%	#	%	#	%
1	2	NAC	012261	55	16	29.1					10	18.2					10	18.2		7.3	14	25.5
2-Year Colleges				55	16	29.1					10	18.2					10	18.2		7.3	14	25.5

NOTES: When a student received more than one award, only the highest award was counted.

TIME PERIOD CONSIDERATIONS:

1. CP Graduates are counted from these graduation dates = '092007', '102007', '112007', '122007', '012008', '022008', '032008', '042008', '052008', so this is essentially through the Spring 1
2. TC Graduates include 1 full academic year plus these graduation dates = '072008', '082008', '092008', '102008', '112008', '122008', so this is through the next Fall term.
3. Associate Graduates include 3 full academic years plus these graduation dates = '072010', '082010', so this includes the next 2 months of July and August.
4. AC Graduates include 4 full academic years plus these graduation dates = '072011', '082011', '092011', '102011', '112011', '122011', so this is through the next Fall term.
5. Baccalaureate Graduates include 6 full academic years plus these graduation dates = '072013', '082013', so this includes the next 2 months of July and August.
6. Counts of less than 10 are not shown due to FERPA.

Athletic Graduation Rate Calculation: 2-Year Colleges

Cohort Year selected = **2009** and Time Period Covered = AFTER THREE (3) YEARS (from AY2009 thru AY2011) for Two-Year Colleges.

#	IT	College	FICE	Cohort	Transfers		Bacc.		Adv. Cert.		Assoc.		Tech. Cert.		Cert. Prof.		Graduates		Retained		Success	
					#	%	#	%	#	%	#	%	#	%	#	%	#	%	#	%	#	%
No students in the cohort																						
2-Year Colleges																						
							-		-			-			-			-			-	

NOTES: When a student received more than one award, only the highest award was counted.

TIME PERIOD CONSIDERATIONS:

1. CP Graduates are counted from these graduation dates = '092008', '102008', '112008', '122008', '012009', '022009', '032009', '042009', '052009', so this is essentially through the Spring term.
2. TC Graduates include 1 full academic year plus these graduation dates = '072009','082009', '092009', '102009', '112009', '122009', so this is through the next Fall term.
3. Associate Graduates include 3 full academic years plus these graduation dates = '072011', '082011', so this includes the next 2 months of July and August.
4. AC Graduates include 4 full academic years plus these graduation dates = '072012', '082012', '092012', '102012', '112012', '122012', so this is through the next Fall term.
5. Baccalaureate Graduates include 6 full academic years plus these graduation dates = '072014', '082014', so this includes the next 2 months of July and August.
6. Counts of less than 10 are not shown due to FERPA.

Athletic Graduation Rate Calculation: 2-Year Colleges

Cohort Year selected = **2010** and Time Period Covered = AFTER THREE (3) YEARS (from AY2010 thru AY2012) for Two-Year Colleges.

#	IT	College	FICE	Cohort	Transfers		Bacc.		Adv. Cert.		Assoc.		Tech. Cert.		Cert. Prof.		Graduates		Retained		Success	
					#	%	#	%	#	%	#	%	#	%	#	%	#	%	#	%	#	%
No students in the cohort																						
2-Year Colleges																						
							-		-			-			-			-			-	

NOTES: When a student received more than one award, only the highest award was counted.

TIME PERIOD CONSIDERATIONS:

1. CP Graduates are counted from these graduation dates = '092009', '102009', '112009', '122009', '012010', '022010', '032010', '042010', '052010', so this is essentially through the Spring term.
2. TC Graduates include 1 full academic year plus these graduation dates = '072010','082010', '092010', '102010', '112010', '122010', so this is through the next Fall term.
3. Associate Graduates include 3 full academic years plus these graduation dates = '072012', '082012', so this includes the next 2 months of July and August.
4. AC Graduates include 4 full academic years plus these graduation dates = '072013', '082013', '092013', '102013', '112013', '122013', so this is through the next Fall term.
5. Baccalaureate Graduates include 6 full academic years plus these graduation dates = '072015', '082015', so this includes the next 2 months of July and August.
6. Counts of less than 10 are not shown due to FERPA.

Athletic Graduation Rate by Sport: 4-Year Universities - Football

Cohort Year selected = **2003** and Time Period Covered = AFTER SIX (6) YEARS (from AY2003 thru AY2008) for Four-Year Universities and Sport = **FOOTBALL**.

#	IT	College	FICE	Cohort	Transfers		Bacc.		Adv. Cert.		Assoc.		Tech. Cert.		Cert. Prof.		Graduates		Retained		Success	
					#	%	#	%	#	%	#	%	#	%	#	%	#	%	#	%	#	%
1	1	ASUJ	001090	25		12.0		32.0										32.0				36.0
2	1	ATU	001089	45		20.0	16	35.6									16	35.6			18	40.0
3	1	HSU	001098	28		17.9		28.6										28.6	14.3		12	42.9
4	1	SAUM	001107	36		11.1		13.9										13.9				19.4
5	1	UAF	001108	37		13.5	15	40.5									15	40.5	13.5		20	54.1
6	1	UAM	001085	21		23.8																
7	1	UAPB	001086	15		20.0		33.3										33.3				33.3
8	1	UCA	001092	23		17.4		30.4										30.4				34.8
4-Year Universities				230	38	16.5	64	27.8									64	27.8	17		81	35.2

NOTES: When a student received more than one award, only the highest award was counted.

TIME PERIOD CONSIDERATIONS:

1. CP Graduates are counted from these graduation dates = '092002', '102002', '112002', '122002', '012003', '022003', '032003', '042003', '052003', so this is essentially through the Spring term.
2. TC Graduates include 1 full academic year plus these graduation dates = '072003', '082003', '092003', '102003', '112003', '122003', so this is through the next Fall term.
3. Associate Graduates include 3 full academic years plus these graduation dates = '072005', '082005', so this includes the next 2 months of July and August.
4. AC Graduates include 4 full academic years plus these graduation dates = '072006', '082006', '092006', '102006', '112006', '122006', so this is through the next Fall term.
5. Baccalaureate Graduates include 6 full academic years plus these graduation dates = '072008', '082008', so this includes the next 2 months of July and August.
6. Counts of less than 10 are not shown due to FERPA.

Cohort Year selected = **2004** and Time Period Covered = AFTER SIX (6) YEARS (from AY2004 thru AY2009) for Four-Year Universities and Sport = **FOOTBALL**.

#	IT	College	FICE	Cohort	Transfers		Bacc.		Adv. Cert.		Assoc.		Tech. Cert.		Cert. Prof.		Graduates		Retained		Success	
					#	%	#	%	#	%	#	%	#	%	#	%	#	%	#	%	#	%
1	1	ASUJ	001090	21		23.8	12	57.1										12	57.1		12	57.1
2	1	ATU	001089	54	19	35.2	12	22.2										12	22.2		14	25.9
3	1	HSU	001098	37			12	32.4										12	32.4		14	37.8
4	1	SAUM	001107	22				31.8										31.8				36.4
5	1	UAF	001108	39		23.1	16	41.0										16	41.0		19	48.7
6	1	UAM	001085	31		25.8																
7	1	UAPB	001086	11				27.3											27.3			27.3
8	1	UCA	001092	40		22.5	16	40.0										16	40.0		18	45.0
4-Year Universities				255	55	21.6	79	31.0									80	31.4	10		90	35.3

NOTES: When a student received more than one award, only the highest award was counted.

TIME PERIOD CONSIDERATIONS:

1. CP Graduates are counted from these graduation dates = '092003', '102003', '112003', '122003', '012004', '022004', '032004', '042004', '052004', so this is essentially through the Spring term.
2. TC Graduates include 1 full academic year plus these graduation dates = '072004', '082004', '092004', '102004', '112004', '122004', so this is through the next Fall term.
3. Associate Graduates include 3 full academic years plus these graduation dates = '072006', '082006', so this includes the next 2 months of July and August.
4. AC Graduates include 4 full academic years plus these graduation dates = '072007', '082007', '092007', '102007', '112007', '122007', so this is through the next Fall term.
5. Baccalaureate Graduates include 6 full academic years plus these graduation dates = '072009', '082009', so this includes the next 2 months of July and August.
6. Counts of less than 10 are not shown due to FERPA.

Cohort Year selected = **2005** and Time Period Covered = AFTER SIX (6) YEARS (from AY2005 thru AY2010) for Four-Year Universities and Sport = **FOOTBALL**.

#	IT	College	FICE	Cohort	Transfers		Bacc.		Adv. Cert.		Assoc.		Tech. Cert.		Cert. Prof.		Graduates		Retained		Success	
					#	%	#	%	#	%	#	%	#	%	#	%	#	%	#	%	#	%
1	1	ASUJ	001090	33		15.2	17	51.5									17	51.5			17	51.5
2	1	ATU	001089	38	10	26.3	14	36.8									14	36.8			15	39.5
3	1	HSU	001098	44		20.5		11.4										11.4				15.9
4	1	SAUM	001107	52			11	21.2									11	21.2			11	21.2
5	1	UAF	001108	43		11.6	14	32.6									14	32.6			16	37.2
6	1	UAM	001085			33.3																
7	1	UAPB	001086	12				41.7										41.7				41.7
8	1	UCA	001092	34		17.6		26.5										26.5			10	29.4
4-Year Universities				262	39	14.9	75	28.6									75	28.6			81	30.9

NOTES: When a student received more than one award, only the highest award was counted.

TIME PERIOD CONSIDERATIONS:

1. CP Graduates are counted from these graduation dates = '092004', '102004', '112004', '122004', '012005', '022005', '032005', '042005', '052005', so this is essentially through the Spring term.
2. TC Graduates include 1 full academic year plus these graduation dates = '072005', '082005', '092005', '102005', '112005', '122005', so this is through the next Fall term.
3. Associate Graduates include 3 full academic years plus these graduation dates = '072007', '082007', so this includes the next 2 months of July and August.
4. AC Graduates include 4 full academic years plus these graduation dates = '072008', '082008', '092008', '102008', '112008', '122008', so this is through the next Fall term.
5. Baccalaureate Graduates include 6 full academic years plus these graduation dates = '072010', '082010', so this includes the next 2 months of July and August.
6. Counts of less than 10 are not shown due to FERPA.

Cohort Year selected = **2006** and Time Period Covered = AFTER SIX (6) YEARS (from AY2006 thru AY2011) for Four-Year Universities and Sport = **FOOTBALL**.

#	IT	College	FICE	Cohort	Transfers		Bacc.		Adv. Cert.		Assoc.		Tech. Cert.		Cert. Prof.		Graduates		Retained		Success	
					#	%	#	%	#	%	#	%	#	%	#	%	#	%	#	%	#	%
1	1	ASUJ	001090	40		12.5	18	45.0									18	45.0			19	47.5
2	1	ATU	001089	39	11	28.2	15	38.5									15	38.5			15	38.5
3	1	HSU	001098	32		25.0		28.1										28.1			10	31.3
4	1	SAUM	001107	14				14.3										14.3				21.4
5	1	UAF	001108	45		20.0	17	37.8									17	37.8			20	44.4
6	1	UAM	001085	23		13.0	10	43.5									10	43.5			10	43.5
7	1	UAPB	001086	14		14.3		28.6										28.6				35.7
8	1	UCA	001092	40		20.0	11	27.5									11	27.5	12.5		16	40.0
4-Year Universities				247	47	19.0	86	34.8									86	34.8	12		98	39.7

NOTES: When a student received more than one award, only the highest award was counted.

TIME PERIOD CONSIDERATIONS:

1. CP Graduates are counted from these graduation dates = '092005', '102005', '112005', '122005', '012006', '022006', '032006', '042006', '052006', so this is essentially through the Spring term.
2. TC Graduates include 1 full academic year plus these graduation dates = '072006', '082006', '092006', '102006', '112006', '122006', so this is through the next Fall term.
3. Associate Graduates include 3 full academic years plus these graduation dates = '072008', '082008', so this includes the next 2 months of July and August.
4. AC Graduates include 4 full academic years plus these graduation dates = '072009', '082009', '092009', '102009', '112009', '122009', so this is through the next Fall term.
5. Baccalaureate Graduates include 6 full academic years plus these graduation dates = '072011', '082011', so this includes the next 2 months of July and August.
6. Counts of less than 10 are not shown due to FERPA.

Cohort Year selected = **2007** and Time Period Covered = AFTER SIX (6) YEARS (from AY2007 thru AY2012) for Four-Year Universities and Sport = **FOOTBALL**.

#	IT	College	FICE	Cohort	Transfers		Bacc.		Adv. Cert.		Assoc.		Tech. Cert.		Cert. Prof.		Graduates		Retained		Success	
					#	%	#	%	#	%	#	%	#	%	#	%	#	%	#	%	#	%
1	1	ASUJ	001090	36			11	30.6									11	30.6			14	38.9
2	1	ATU	001089	41	10	24.4	13	31.7									13	31.7			14	34.1
3	1	HSU	001098	38		21.1		21.1										21.1				23.7
4	1	SAUM	001107	21				33.3										33.3				38.1
5	1	UAF	001108	30		13.3	13	43.3									13	43.3			14	46.7
6	1	UAM	001085	23																		17.4
7	1	UAPB	001086	21		14.3		38.1										38.1				42.9
8	1	UCA	001092	40		17.5	17	42.5									17	42.5			18	45.0
4-Year Universities				250	37	14.8	79	31.6									79	31.6	11		90	36.0

NOTES: When a student received more than one award, only the highest award was counted.

TIME PERIOD CONSIDERATIONS:

1. CP Graduates are counted from these graduation dates = '092006', '102006', '112006', '122006', '012007', '022007', '032007', '042007', '052007', so this is essentially though the Spring t
2. TC Graduates include 1 full academic year plus these graduation dates = '072007','082007', '092007', '102007', '112007', '122007', so this is through the next Fall term.
3. Associate Graduates include 3 full academic years plus these graduation dates = '072009', '082009', so this includes the next 2 months of July and August.
4. AC Graduates include 4 full academic years plus these graduation dates = '072010', '082010', '092010', '102010', '112010', '122010', so this is through the next Fall term.
5. Baccalaureate Graduates include 6 full academic years plus these graduation dates = '072012', '082012', so this includes the next 2 months of July and August.
6. Counts of less than 10 are not shown due to FERPA.

Athletic Graduation Rate by Sport: 4-Year Universities - Men's Basketball

Cohort Year selected = **2003** and Time Period Covered = AFTER SIX (6) YEARS (from AY2003 thru AY2008) for Four-Year Universities and Sport = **MEN'S BASKETBALL**.

#	IT	College	FICE	Cohort	Transfers		Bacc.		Adv. Cert.		Assoc.		Tech. Cert.		Cert. Prof.		Graduates		Retained		Success	
					#	%	#	%	#	%	#	%	#	%	#	%	#	%	#	%	#	%
1	1	ASUJ	001090					50.0										50.0				50.0
2	1	ATU	001089			42.9		28.6										28.6				28.6
3	1	HSU	001098					50.0										50.0				50.0
4	1	UAF	001108					50.0										50.0				50.0
5	1	UAFS	001110								50.0							50.0				50.0
6	1	UALR	001101																			
7	1	UAM	001085			50.0																
8	1	UAPB	001086																			
9	1	UCA	001092																			
4-Year Universities				29		17.2		20.7			10.3							31.0				31.0

NOTES: When a student received more than one award, only the highest award was counted.

TIME PERIOD CONSIDERATIONS:

1. CP Graduates are counted from these graduation dates = '092002', '102002', '112002', '122002', '012003', '022003', '032003', '042003', '052003', so this is essentially though the Spring t
2. TC Graduates include 1 full academic year plus these graduation dates = '072003','082003', '092003', '102003', '112003', '122003', so this is through the next Fall term.
3. Associate Graduates include 3 full academic years plus these graduation dates = '072005', '082005', so this includes the next 2 months of July and August.
4. AC Graduates include 4 full academic years plus these graduation dates = '072006', '082006', '092006', '102006', '112006', '122006', so this is through the next Fall term.
5. Baccalaureate Graduates include 6 full academic years plus these graduation dates = '072008', '082008', so this includes the next 2 months of July and August.
6. Counts of less than 10 are not shown due to FERPA.

Cohort Year selected = **2004** and Time Period Covered = AFTER SIX (6) YEARS (from AY2004 thru AY2009) for Four-Year Universities and Sport = **MEN'S BASKETBALL**.

#	IT	College	FICE	Cohort	Transfers		Bacc.		Adv. Cert.		Assoc.		Tech. Cert.		Cert. Prof.		Graduates		Retained		Success		
					#	%	#	%	#	%	#	%	#	%	#	%	#	%	#	%	#	%	
1	1	ASUJ	001090					50.0										50.0				50.0	
2	1	ATU	001089			100.0																	
3	1	HSU	001098			66.7		33.3										33.3				33.3	
4	1	SAUM	001107					50.0										50.0				50.0	
5	1	UAF	001108																40.0			40.0	
6	1	UAFS	001110			40.0				40.0								40.0				40.0	
7	1	UALR	001101																				
8	1	UAM	001085			75.0																	
9	1	UAPB	001086					20.0										20.0		20.0		40.0	
10	1	UCA	001092			16.7		33.3										33.3				33.3	
4-Year Universities				38		23.7		18.4										23.7				12	31.6

NOTES: When a student received more than one award, only the highest award was counted.

TIME PERIOD CONSIDERATIONS:

1. CP Graduates are counted from these graduation dates = '092003', '102003', '112003', '122003', '012004', '022004', '032004', '042004', '052004', so this is essentially through the Spring term.
2. TC Graduates include 1 full academic year plus these graduation dates = '072004', '082004', '092004', '102004', '112004', '122004', so this is through the next Fall term.
3. Associate Graduates include 3 full academic years plus these graduation dates = '072006', '082006', so this includes the next 2 months of July and August.
4. AC Graduates include 4 full academic years plus these graduation dates = '072007', '082007', '092007', '102007', '112007', '122007', so this is through the next Fall term.
5. Baccalaureate Graduates include 6 full academic years plus these graduation dates = '072009', '082009', so this includes the next 2 months of July and August.
6. Counts of less than 10 are not shown due to FERPA.

Cohort Year selected = **2005** and Time Period Covered = AFTER SIX (6) YEARS (from AY2005 thru AY2010) for Four-Year Universities and Sport = **MEN'S BASKETBALL**.

#	IT	College	FICE	Cohort	Transfers		Bacc.		Adv. Cert.		Assoc.		Tech. Cert.		Cert. Prof.		Graduates		Retained		Success		
					#	%	#	%	#	%	#	%	#	%	#	%	#	%	#	%	#	%	
1	1	ASUJ	001090			50.0																	
2	1	ATU	001089			83.3																	
3	1	HSU	001098			50.0																	
4	1	SAUM	001107			14.3		57.1										57.1		14.3		71.4	
5	1	UAF	001108					50.0										50.0				50.0	
6	1	UAFS	001110			14.3				42.9								42.9				42.9	
7	1	UALR	001101					75.0										75.0				75.0	
8	1	UAPB	001086					66.7										66.7				66.7	
4-Year Universities				35		25.7		11		31.4								14	40.0			15	42.9

NOTES: When a student received more than one award, only the highest award was counted.

TIME PERIOD CONSIDERATIONS:

1. CP Graduates are counted from these graduation dates = '092004', '102004', '112004', '122004', '012005', '022005', '032005', '042005', '052005', so this is essentially through the Spring term.
2. TC Graduates include 1 full academic year plus these graduation dates = '072005', '082005', '092005', '102005', '112005', '122005', so this is through the next Fall term.
3. Associate Graduates include 3 full academic years plus these graduation dates = '072007', '082007', so this includes the next 2 months of July and August.
4. AC Graduates include 4 full academic years plus these graduation dates = '072008', '082008', '092008', '102008', '112008', '122008', so this is through the next Fall term.
5. Baccalaureate Graduates include 6 full academic years plus these graduation dates = '072010', '082010', so this includes the next 2 months of July and August.
6. Counts of less than 10 are not shown due to FERPA.

Cohort Year selected = **2006** and Time Period Covered = AFTER SIX (6) YEARS (from AY2006 thru AY2011) for Four-Year Universities and Sport = **MEN'S BASKETBALL**.

#	IT	College	FICE	Cohort	Transfers		Bacc.		Adv. Cert.		Assoc.		Tech. Cert.		Cert. Prof.		Graduates		Retained		Success		
					#	%	#	%	#	%	#	%	#	%	#	%	#	%	#	%	#	%	
1	1	ASUJ	001090			75.0																	
2	1	HSU	001098																	100.0		100.0	
3	1	SAUM	001107			100.0																	
4	1	UAF	001108																				
5	1	UAFS	001110			16.7					16.7											16.7	
6	1	UAPB	001086					100.0														100.0	
7	1	UCA	001092			16.7		66.7														66.7	
4-Year Universities				22		27.3		22.7														27.3	36.4

NOTES: When a student received more than one award, only the highest award was counted.

TIME PERIOD CONSIDERATIONS:

1. CP Graduates are counted from these graduation dates = '092005', '102005', '112005', '122005', '012006', '022006', '032006', '042006', '052006', so this is essentially through the Spring term.
2. TC Graduates include 1 full academic year plus these graduation dates = '072006', '082006', '092006', '102006', '112006', '122006', so this is through the next Fall term.
3. Associate Graduates include 3 full academic years plus these graduation dates = '072008', '082008', so this includes the next 2 months of July and August.
4. AC Graduates include 4 full academic years plus these graduation dates = '072009', '082009', '092009', '102009', '112009', '122009', so this is through the next Fall term.
5. Baccalaureate Graduates include 6 full academic years plus these graduation dates = '072011', '082011', so this includes the next 2 months of July and August.
6. Counts of less than 10 are not shown due to FERPA.

Cohort Year selected = **2007** and Time Period Covered = AFTER SIX (6) YEARS (from AY2007 thru AY2012) for Four-Year Universities and Sport = **MEN'S BASKETBALL**.

#	IT	College	FICE	Cohort	Transfers		Bacc.		Adv. Cert.		Assoc.		Tech. Cert.		Cert. Prof.		Graduates		Retained		Success		
					#	%	#	%	#	%	#	%	#	%	#	%	#	%	#	%	#	%	
1	1	ASUJ	001090			33.3																	
2	1	ATU	001089					87.5															100.0
3	1	HSU	001098																				
4	1	SAUM	001107			50.0																	
5	1	UAF	001108					25.0															25.0
6	1	UAFS	001110			12.5					25.0												25.0
7	1	UALR	001101			50.0																	
8	1	UAPB	001086					80.0															80.0
9	1	UCA	001092			25.0		50.0															50.0
4-Year Universities				37		13.5		14														16	43.2

NOTES: When a student received more than one award, only the highest award was counted.

TIME PERIOD CONSIDERATIONS:

1. CP Graduates are counted from these graduation dates = '092006', '102006', '112006', '122006', '012007', '022007', '032007', '042007', '052007', so this is essentially through the Spring term.
2. TC Graduates include 1 full academic year plus these graduation dates = '072007', '082007', '092007', '102007', '112007', '122007', so this is through the next Fall term.
3. Associate Graduates include 3 full academic years plus these graduation dates = '072009', '082009', so this includes the next 2 months of July and August.
4. AC Graduates include 4 full academic years plus these graduation dates = '072010', '082010', '092010', '102010', '112010', '122010', so this is through the next Fall term.
5. Baccalaureate Graduates include 6 full academic years plus these graduation dates = '072012', '082012', so this includes the next 2 months of July and August.
6. Counts of less than 10 are not shown due to FERPA.

Athletic Graduation Rate by Sport: 4-Year Universities - Women's Basketball

Cohort Year selected = **2003** and Time Period Covered = AFTER SIX (6) YEARS (from AY2003 thru AY2008) for Four-Year Universities and Sport = **WOMEN'S BASKETBALL.**

#	IT	College	FICE	Cohort	Transfers		Bacc.		Adv. Cert.		Assoc.		Tech. Cert.		Cert. Prof.		Graduates		Retained		Success	
					#	%	#	%	#	%	#	%	#	%	#	%	#	%	#	%	#	%
1	1	ASUJ	001090					66.7										66.7				66.7
2	1	ATU	001089			50.0		50.0										50.0				50.0
3	1	SAUM	001107			25.0		25.0										25.0				25.0
4	1	UAF	001108			40.0		60.0										60.0				60.0
5	1	UAFS	001110	11							54.5							54.5				63.6
6	1	UALR	001101			60.0		20.0										20.0				20.0
7	1	UAM	001085					40.0										40.0				40.0
8	1	UAPB	001086					66.7										66.7				66.7
9	1	UCA	001092					50.0										50.0	50.0			100.0
4-Year Universities				42		21.4	14	33.3			14.3						20	47.6			22	52.4

NOTES: When a student received more than one award, only the highest award was counted.

TIME PERIOD CONSIDERATIONS:

1. CP Graduates are counted from these graduation dates = '092002', '102002', '112002', '122002', '012003', '022003', '032003', '042003', '052003', so this is essentially through the Spring term.
2. TC Graduates include 1 full academic year plus these graduation dates = '072003', '082003', '092003', '102003', '112003', '122003', so this is through the next Fall term.
3. Associate Graduates include 3 full academic years plus these graduation dates = '072005', '082005', so this includes the next 2 months of July and August.
4. AC Graduates include 4 full academic years plus these graduation dates = '072006', '082006', '092006', '102006', '112006', '122006', so this is through the next Fall term.
5. Baccalaureate Graduates include 6 full academic years plus these graduation dates = '072008', '082008', so this includes the next 2 months of July and August.
6. Counts of less than 10 are not shown due to FERPA.

Cohort Year selected = **2004** and Time Period Covered = AFTER SIX (6) YEARS (from AY2004 thru AY2009) for Four-Year Universities and Sport = **WOMEN'S BASKETBALL.**

#	IT	College	FICE	Cohort	Transfers		Bacc.		Adv. Cert.		Assoc.		Tech. Cert.		Cert. Prof.		Graduates		Retained		Success	
					#	%	#	%	#	%	#	%	#	%	#	%	#	%	#	%	#	%
1	1	ASUJ	001090			50.0		50.0										50.0				50.0
2	1	ATU	001089			33.3		50.0										50.0				50.0
3	1	HSU	001098																			
4	1	SAUM	001107			25.0		25.0										25.0				25.0
5	1	UAF	001108					100.0										100.0				100.0
6	1	UAFS	001110			40.0					40.0							40.0				40.0
7	1	UALR	001101			25.0		75.0										75.0				75.0
8	1	UAM	001085					100.0										100.0				100.0
9	1	UAPB	001086			25.0		50.0										50.0				50.0
10	1	UCA	001092					66.7										66.7	16.7			83.3
4-Year Universities				41		10	24.4	19	46.3								21	51.2			22	53.7

NOTES: When a student received more than one award, only the highest award was counted.

TIME PERIOD CONSIDERATIONS:

1. CP Graduates are counted from these graduation dates = '092003', '102003', '112003', '122003', '012004', '022004', '032004', '042004', '052004', so this is essentially through the Spring term.
2. TC Graduates include 1 full academic year plus these graduation dates = '072004', '082004', '092004', '102004', '112004', '122004', so this is through the next Fall term.
3. Associate Graduates include 3 full academic years plus these graduation dates = '072006', '082006', so this includes the next 2 months of July and August.
4. AC Graduates include 4 full academic years plus these graduation dates = '072007', '082007', '092007', '102007', '112007', '122007', so this is through the next Fall term.
5. Baccalaureate Graduates include 6 full academic years plus these graduation dates = '072009', '082009', so this includes the next 2 months of July and August.
6. Counts of less than 10 are not shown due to FERPA.

Cohort Year selected = **2005** and Time Period Covered = AFTER SIX (6) YEARS (from AY2005 thru AY2010) for Four-Year Universities and Sport = **WOMEN'S BASKETBALL.**

#	IT	College	FICE	Cohort	Transfers		Bacc.		Adv. Cert.		Assoc.		Tech. Cert.		Cert. Prof.		Graduates		Retained		Success		
					#	%	#	%	#	%	#	%	#	%	#	%	#	%	#	%	#	%	
1	1	ASUJ	001090					40.0															40.0
2	1	ATU	001089			50.0		50.0															50.0
3	1	HSU	001098					50.0															50.0
4	1	SAUM	001107					50.0												25.0			75.0
5	1	UAF	001108					100.0															100.0
6	1	UAFS	001110			20.0					80.0												80.0
7	1	UALR	001101			16.7		50.0															50.0
8	1	UAPB	001086					60.0															60.0
9	1	UCA	001092					33.3															33.3
4-Year Universities				33			14	42.4			12.1						18	54.5				19	57.6

NOTES: When a student received more than one award, only the highest award was counted.

TIME PERIOD CONSIDERATIONS:

1. CP Graduates are counted from these graduation dates = '092004', '102004', '112004', '122004', '012005', '022005', '032005', '042005', '052005', so this is essentially through the Spring term.
2. TC Graduates include 1 full academic year plus these graduation dates = '072005','082005', '092005', '102005', '112005', '122005', so this is through the next Fall term.
3. Associate Graduates include 3 full academic years plus these graduation dates = '072007', '082007', so this includes the next 2 months of July and August.
4. AC Graduates include 4 full academic years plus these graduation dates = '072008', '082008', '092008', '102008', '112008', '122008', so this is through the next Fall term.
5. Baccalaureate Graduates include 6 full academic years plus these graduation dates = '072010', '082010', so this includes the next 2 months of July and August.
6. Counts of less than 10 are not shown due to FERPA.

Cohort Year selected = **2006** and Time Period Covered = AFTER SIX (6) YEARS (from AY2006 thru AY2011) for Four-Year Universities and Sport = **WOMEN'S BASKETBALL.**

#	IT	College	FICE	Cohort	Transfers		Bacc.		Adv. Cert.		Assoc.		Tech. Cert.		Cert. Prof.		Graduates		Retained		Success		
					#	%	#	%	#	%	#	%	#	%	#	%	#	%	#	%	#	%	
1	1	ASUJ	001090					50.0															50.0
2	1	ATU	001089			20.0		60.0															60.0
3	1	HSU	001098			100.0																	
4	1	UAF	001108					100.0															100.0
5	1	UAFS	001110			20.0		40.0															40.0
6	1	UALR	001101			20.0		40.0															40.0
7	1	UAM	001085																				
8	1	UAPB	001086																				
9	1	UCA	001092			25.0		50.0															50.0
4-Year Universities				30		16.7		14	46.7								14	46.7				14	46.7

NOTES: When a student received more than one award, only the highest award was counted.

TIME PERIOD CONSIDERATIONS:

1. CP Graduates are counted from these graduation dates = '092005', '102005', '112005', '122005', '012006', '022006', '032006', '042006', '052006', so this is essentially through the Spring term.
2. TC Graduates include 1 full academic year plus these graduation dates = '072006','082006', '092006', '102006', '112006', '122006', so this is through the next Fall term.
3. Associate Graduates include 3 full academic years plus these graduation dates = '072008', '082008', so this includes the next 2 months of July and August.
4. AC Graduates include 4 full academic years plus these graduation dates = '072009', '082009', '092009', '102009', '112009', '122009', so this is through the next Fall term.
5. Baccalaureate Graduates include 6 full academic years plus these graduation dates = '072011', '082011', so this includes the next 2 months of July and August.
6. Counts of less than 10 are not shown due to FERPA.

Cohort Year selected = **2007** and Time Period Covered = AFTER SIX (6) YEARS (from AY2007 thru AY2012) for Four-Year Universities and Sport = **WOMEN'S BASKETBALL**.

#	IT	College	FICE	Cohort	Transfers		Bacc.		Adv. Cert.		Assoc.		Tech. Cert.		Cert. Prof.		Graduates		Retained		Success		
					#	%	#	%	#	%	#	%	#	%	#	%	#	%	#	%	#	%	
1	1	ASUJ	001090					60.0										60.0				60.0	
2	1	ATU	001089			20.0		80.0										80.0				80.0	
3	1	HSU	001098			100.0																	
4	1	SAUM	001107			42.9		28.6										28.6				28.6	
5	1	UAF	001108			40.0		20.0										20.0	20.0			40.0	
6	1	UAFS	001110	10		10.0		10.0			20.0							30.0				30.0	
7	1	UALR	001101					25.0										25.0				25.0	
8	1	UAPB	001086					33.3										33.3				33.3	
9	1	UCA	001092					50.0										50.0				50.0	
4-Year Universities				44		18.2		15	34.1									17	38.6			18	40.9

NOTES: When a student received more than one award, only the highest award was counted.

TIME PERIOD CONSIDERATIONS:

1. CP Graduates are counted from these graduation dates = '092006', '102006', '112006', '122006', '012007', '022007', '032007', '042007', '052007', so this is essentially through the Spring term.
2. TC Graduates include 1 full academic year plus these graduation dates = '072007', '082007', '092007', '102007', '112007', '122007', so this is through the next Fall term.
3. Associate Graduates include 3 full academic years plus these graduation dates = '072009', '082009', so this includes the next 2 months of July and August.
4. AC Graduates include 4 full academic years plus these graduation dates = '072010', '082010', '092010', '102010', '112010', '122010', so this is through the next Fall term.
5. Baccalaureate Graduates include 6 full academic years plus these graduation dates = '072012', '082012', so this includes the next 2 months of July and August.
6. Counts of less than 10 are not shown due to FERPA.

Athletic Graduation Rate by Sport: 4-Year Universities - Baseball

Cohort Year selected = **2003** and Time Period Covered = AFTER SIX (6) YEARS (from AY2003 thru AY2008) for Four-Year Universities and Sport = **BASEBALL**.

#	IT	College	FICE	Cohort	Transfers		Bacc.		Adv. Cert.		Assoc.		Tech. Cert.		Cert. Prof.		Graduates		Retained		Success		
					#	%	#	%	#	%	#	%	#	%	#	%	#	%	#	%	#	%	
1	1	ASUJ	001090					33.3										33.3				33.3	
2	1	ATU	001089					100.0										100.0				100.0	
3	1	HSU	001098			14.3		57.1										57.1				57.1	
4	1	SAUM	001107			50.0		50.0										50.0				50.0	
5	1	UAF	001108	11		18.2																	
6	1	UAFS	001110	18		50.0				33.3								33.3				33.3	
7	1	UALR	001101			33.3		33.3										33.3	33.3			66.7	
8	1	UAM	001085	15		13.3		26.7										26.7				33.3	
9	1	UAPB	001086					60.0										60.0				60.0	
10	1	UCA	001092	10		30.0				20.0								20.0	10.0			30.0	
4-Year Universities				80		20	25.0	21	26.3									27	33.8			30	37.5

NOTES: When a student received more than one award, only the highest award was counted.

TIME PERIOD CONSIDERATIONS:

1. CP Graduates are counted from these graduation dates = '092002', '102002', '112002', '122002', '012003', '022003', '032003', '042003', '052003', so this is essentially through the Spring term.
2. TC Graduates include 1 full academic year plus these graduation dates = '072003', '082003', '092003', '102003', '112003', '122003', so this is through the next Fall term.
3. Associate Graduates include 3 full academic years plus these graduation dates = '072005', '082005', '092005', so this includes the next 2 months of July and August.
4. AC Graduates include 4 full academic years plus these graduation dates = '072006', '082006', '092006', '102006', '112006', '122006', so this is through the next Fall term.
5. Baccalaureate Graduates include 6 full academic years plus these graduation dates = '072008', '082008', so this includes the next 2 months of July and August.
6. Counts of less than 10 are not shown due to FERPA.

Cohort Year selected = **2004** and Time Period Covered = AFTER SIX (6) YEARS (from AY2004 thru AY2009) for Four-Year Universities and Sport = **BASEBALL**.

#	IT	College	FICE	Cohort	Transfers		Bacc.		Adv. Cert.		Assoc.		Tech. Cert.		Cert. Prof.		Graduates		Retained		Success		
					#	%	#	%	#	%	#	%	#	%	#	%	#	%	#	%	#	%	
1	1	ASUJ	001090			33.3																	
2	1	ATU	001089	11				36.4															45.5
3	1	HSU	001098			28.6																	
4	1	SAUM	001107			42.9		28.6															28.6
5	1	UAF	001108	15		13.3		26.7															26.7
6	1	UAFS	001110			37.5					62.5												62.5
7	1	UALR	001101																				
8	1	UAPB	001086																				
9	1	UCA	001092	14		28.6		50.0															50.0
4-Year Universities				67	16	23.9	17	25.4									22	32.8			23	34.3	

NOTES: When a student received more than one award, only the highest award was counted.

TIME PERIOD CONSIDERATIONS:

1. CP Graduates are counted from these graduation dates = '092003', '102003', '112003', '122003', '012004', '022004', '032004', '042004', '052004', so this is essentially through the Spring term.
2. TC Graduates include 1 full academic year plus these graduation dates = '072004', '082004', '092004', '102004', '112004', '122004', so this is through the next Fall term.
3. Associate Graduates include 3 full academic years plus these graduation dates = '072006', '082006', so this includes the next 2 months of July and August.
4. AC Graduates include 4 full academic years plus these graduation dates = '072007', '082007', '092007', '102007', '112007', '122007', so this is through the next Fall term.
5. Baccalaureate Graduates include 6 full academic years plus these graduation dates = '072009', '082009', so this includes the next 2 months of July and August.
6. Counts of less than 10 are not shown due to FERPA.

Cohort Year selected = **2005** and Time Period Covered = AFTER SIX (6) YEARS (from AY2005 thru AY2010) for Four-Year Universities and Sport = **BASEBALL**.

#	IT	College	FICE	Cohort	Transfers		Bacc.		Adv. Cert.		Assoc.		Tech. Cert.		Cert. Prof.		Graduates		Retained		Success			
					#	%	#	%	#	%	#	%	#	%	#	%	#	%	#	%	#	%		
1	1	ASUJ	001090			40.0																		
2	1	ATU	001089			20.0		80.0																80.0
3	1	HSU	001098			12.5		12.5														12.5		25.0
4	1	SAUM	001107	13		23.1		46.2																46.2
5	1	UAF	001108	14				21.4																21.4
6	1	UAFS	001110	10		30.0		10.0			20.0													30.0
7	1	UALR	001101			50.0																		
8	1	UAPB	001086			50.0																		50.0
9	1	UCA	001092					60.0																60.0
4-Year Universities				64	13	20.3	18	28.1									20	31.3			23	35.9		

NOTES: When a student received more than one award, only the highest award was counted.

TIME PERIOD CONSIDERATIONS:

1. CP Graduates are counted from these graduation dates = '092004', '102004', '112004', '122004', '012005', '022005', '032005', '042005', '052005', so this is essentially through the Spring term.
2. TC Graduates include 1 full academic year plus these graduation dates = '072005', '082005', '092005', '102005', '112005', '122005', so this is through the next Fall term.
3. Associate Graduates include 3 full academic years plus these graduation dates = '072007', '082007', so this includes the next 2 months of July and August.
4. AC Graduates include 4 full academic years plus these graduation dates = '072008', '082008', '092008', '102008', '112008', '122008', so this is through the next Fall term.
5. Baccalaureate Graduates include 6 full academic years plus these graduation dates = '072010', '082010', so this includes the next 2 months of July and August.
6. Counts of less than 10 are not shown due to FERPA.

Cohort Year selected = **2006** and Time Period Covered = AFTER SIX (6) YEARS (from AY2006 thru AY2011) for Four-Year Universities and Sport = **BASEBALL**.

#	IT	College	FICE	Cohort	Transfers		Bacc.		Adv. Cert.		Assoc.		Tech. Cert.		Cert. Prof.		Graduates		Retained		Success		
					#	%	#	%	#	%	#	%	#	%	#	%	#	%	#	%	#	%	
1	1	ASUJ	001090			11.1		66.7										66.7		11.1		77.8	
2	1	ATU	001089	13		23.1		53.8										53.8				61.5	
3	1	HSU	001098	11				45.5										45.5				45.5	
4	1	SAUM	001107			20.0														20.0		20.0	
5	1	UAF	001108	16				25.0										25.0				25.0	
6	1	UAFS	001110	13		38.5					30.8							30.8				30.8	
7	1	UALR	001101			50.0																	
8	1	UAM	001085			33.3		33.3										33.3				33.3	
9	1	UAPB	001086	14		35.7		50.0										50.0				50.0	
10	1	UCA	001092	11				81.8										81.8				81.8	
4-Year Universities				97	20	20.6	39	40.2										43	44.3			46	47.4

NOTES: When a student received more than one award, only the highest award was counted.

TIME PERIOD CONSIDERATIONS:

1. CP Graduates are counted from these graduation dates = '092005', '102005', '112005', '122005', '012006', '022006', '032006', '042006', '052006', so this is essentially through the Spring term.
2. TC Graduates include 1 full academic year plus these graduation dates = '072006', '082006', '092006', '102006', '112006', '122006', so this is through the next Fall term.
3. Associate Graduates include 3 full academic years plus these graduation dates = '072008', '082008', so this includes the next 2 months of July and August.
4. AC Graduates include 4 full academic years plus these graduation dates = '072009', '082009', '092009', '102009', '112009', '122009', so this is through the next Fall term.
5. Baccalaureate Graduates include 6 full academic years plus these graduation dates = '072011', '082011', so this includes the next 2 months of July and August.
6. Counts of less than 10 are not shown due to FERPA.

Cohort Year selected = **2007** and Time Period Covered = AFTER SIX (6) YEARS (from AY2007 thru AY2012) for Four-Year Universities and Sport = **BASEBALL**.

#	IT	College	FICE	Cohort	Transfers		Bacc.		Adv. Cert.		Assoc.		Tech. Cert.		Cert. Prof.		Graduates		Retained		Success		
					#	%	#	%	#	%	#	%	#	%	#	%	#	%	#	%	#	%	
1	1	ASUJ	001090					50.0										50.0				50.0	
2	1	ATU	001089	12		58.3		16.7										16.7				25.0	
3	1	HSU	001098					33.3										33.3		16.7		50.0	
4	1	SAUM	001107	16		31.3		25.0										25.0				31.3	
5	1	UAF	001108	13		15.4		38.5										38.5				38.5	
6	1	UAFS	001110	10		20.0		10.0			40.0							50.0		10.0		60.0	
7	1	UALR	001101			25.0		50.0										50.0				50.0	
8	1	UAPB	001086			50.0		50.0										50.0				50.0	
9	1	UCA	001092					44.4										44.4				44.4	
4-Year Universities				80	18	22.5	25	31.3										29	36.3			33	41.3

NOTES: When a student received more than one award, only the highest award was counted.

TIME PERIOD CONSIDERATIONS:

1. CP Graduates are counted from these graduation dates = '092006', '102006', '112006', '122006', '012007', '022007', '032007', '042007', '052007', so this is essentially through the Spring term.
2. TC Graduates include 1 full academic year plus these graduation dates = '072007', '082007', '092007', '102007', '112007', '122007', so this is through the next Fall term.
3. Associate Graduates include 3 full academic years plus these graduation dates = '072009', '082009', so this includes the next 2 months of July and August.
4. AC Graduates include 4 full academic years plus these graduation dates = '072010', '082010', '092010', '102010', '112010', '122010', so this is through the next Fall term.
5. Baccalaureate Graduates include 6 full academic years plus these graduation dates = '072012', '082012', so this includes the next 2 months of July and August.
6. Counts of less than 10 are not shown due to FERPA.

Athletic Graduation Rate by Sport: 4-Year Universities - Track

Cohort Year selected = **2003** and Time Period Covered = AFTER SIX (6) YEARS (from AY2003 thru AY2008) for Four-Year Universities and Sport = **TRACK**.

#	IT	College	FICE	Cohort	Transfers		Bacc.		Adv. Cert.		Assoc.		Tech. Cert.		Cert. Prof.		Graduates		Retained		Success		
					#	%	#	%	#	%	#	%	#	%	#	%	#	%	#	%	#	%	
1	1	ASUJ	001090	14		14.3		50.0										50.0				57.1	
2	1	ATU	001089			50.0		50.0										50.0				50.0	
3	1	HSU	001098			25.0		25.0										25.0				25.0	
4	1	SAUM	001107					22.2										22.2				22.2	
5	1	UAF	001108	13				69.2										69.2				69.2	
6	1	UALR	001101					37.5										37.5		25.0		62.5	
7	1	UAPB	001086					57.1										57.1				57.1	
8	1	UCA	001092					100.0										100.0				100.0	
4-Year Universities				62				32	51.6									32	51.6			35	56.5

NOTES: When a student received more than one award, only the highest award was counted.

TIME PERIOD CONSIDERATIONS:

1. CP Graduates are counted from these graduation dates = '092002', '102002', '112002', '122002', '012003', '022003', '032003', '042003', '052003', so this is essentially through the Spring term.
2. TC Graduates include 1 full academic year plus these graduation dates = '072003', '082003', '092003', '102003', '112003', '122003', so this is through the next Fall term.
3. Associate Graduates include 3 full academic years plus these graduation dates = '072005', '082005', so this includes the next 2 months of July and August.
4. AC Graduates include 4 full academic years plus these graduation dates = '072006', '082006', '092006', '102006', '112006', '122006', so this is through the next Fall term.
5. Baccalaureate Graduates include 6 full academic years plus these graduation dates = '072008', '082008', so this includes the next 2 months of July and August.
6. Counts of less than 10 are not shown due to FERPA.

Cohort Year selected = **2004** and Time Period Covered = AFTER SIX (6) YEARS (from AY2004 thru AY2009) for Four-Year Universities and Sport = **TRACK**.

#	IT	College	FICE	Cohort	Transfers		Bacc.		Adv. Cert.		Assoc.		Tech. Cert.		Cert. Prof.		Graduates		Retained		Success		
					#	%	#	%	#	%	#	%	#	%	#	%	#	%	#	%	#	%	
1	1	ASUJ	001090	16				50.0										50.0				56.3	
2	1	ATU	001089			33.3		33.3										33.3				33.3	
3	1	HSU	001098			33.3		66.7										66.7				66.7	
4	1	SAUM	001107	15		26.7		46.7										46.7				46.7	
5	1	UAF	001108	22			14	63.6									14	63.6			14	63.6	
6	1	UALR	001101	15		26.7		33.3										33.3				40.0	
7	1	UAM	001085																				
8	1	UAPB	001086			14.3		14.3										14.3				14.3	
9	1	UCA	001092					100.0										100.0				100.0	
4-Year Universities				83	13	15.7		39	47.0									39	47.0			41	49.4

NOTES: When a student received more than one award, only the highest award was counted.

TIME PERIOD CONSIDERATIONS:

1. CP Graduates are counted from these graduation dates = '092003', '102003', '112003', '122003', '012004', '022004', '032004', '042004', '052004', so this is essentially through the Spring term.
2. TC Graduates include 1 full academic year plus these graduation dates = '072004', '082004', '092004', '102004', '112004', '122004', so this is through the next Fall term.
3. Associate Graduates include 3 full academic years plus these graduation dates = '072006', '082006', so this includes the next 2 months of July and August.
4. AC Graduates include 4 full academic years plus these graduation dates = '072007', '082007', '092007', '102007', '112007', '122007', so this is through the next Fall term.
5. Baccalaureate Graduates include 6 full academic years plus these graduation dates = '072009', '082009', so this includes the next 2 months of July and August.
6. Counts of less than 10 are not shown due to FERPA.

Cohort Year selected = **2005** and Time Period Covered = AFTER SIX (6) YEARS (from AY2005 thru AY2010) for Four-Year Universities and Sport = **TRACK**.

#	IT	College	FICE	Cohort	Transfers		Bacc.		Adv. Cert.		Assoc.		Tech. Cert.		Cert. Prof.		Graduates		Retained		Success	
					#	%	#	%	#	%	#	%	#	%	#	%	#	%	#	%	#	%
1	1	ASUJ	001090	20				40.0										40.0				40.0
2	1	ATU	001089			60.0		20.0										20.0				20.0
3	1	HSU	001098			33.3		33.3										33.3				33.3
4	1	SAUM	001107	24			10	41.7									10	41.7			10	41.7
5	1	UAF	001108	16			12	75.0									12	75.0			13	81.3
6	1	UALR	001101					57.1										57.1				57.1
7	1	UAPB	001086					33.3										33.3				33.3
8	1	UCA	001092	12				66.7										66.7				66.7
4-Year Universities				90			45	50.0									45	50.0			46	51.1

NOTES: When a student received more than one award, only the highest award was counted.

TIME PERIOD CONSIDERATIONS:

1. CP Graduates are counted from these graduation dates = '092004', '102004', '112004', '122004', '012005', '022005', '032005', '042005', '052005', so this is essentially through the Spring term.
2. TC Graduates include 1 full academic year plus these graduation dates = '072005', '082005', '092005', '102005', '112005', '122005', so this is through the next Fall term.
3. Associate Graduates include 3 full academic years plus these graduation dates = '072007', '082007', so this includes the next 2 months of July and August.
4. AC Graduates include 4 full academic years plus these graduation dates = '072008', '082008', '092008', '102008', '112008', '122008', so this is through the next Fall term.
5. Baccalaureate Graduates include 6 full academic years plus these graduation dates = '072010', '082010', so this includes the next 2 months of July and August.
6. Counts of less than 10 are not shown due to FERPA.

Cohort Year selected = **2006** and Time Period Covered = AFTER SIX (6) YEARS (from AY2006 thru AY2011) for Four-Year Universities and Sport = **TRACK**.

#	IT	College	FICE	Cohort	Transfers		Bacc.		Adv. Cert.		Assoc.		Tech. Cert.		Cert. Prof.		Graduates		Retained		Success	
					#	%	#	%	#	%	#	%	#	%	#	%	#	%	#	%	#	%
1	1	ASUJ	001090	15		13.3		46.7										46.7				46.7
2	1	ATU	001089					75.0										75.0				75.0
3	1	HSU	001098			66.7		33.3										33.3				33.3
4	1	SAUM	001107					42.9										42.9				42.9
5	1	UAF	001108	26			17	65.4									17	65.4			18	69.2
6	1	UALR	001101	15		20.0		53.3										53.3				53.3
7	1	UAM	001085					50.0			50.0							100.0				100.0
8	1	UAPB	001086					50.0										50.0				50.0
9	1	UCA	001092	16				43.8										43.8				43.8
4-Year Universities				94			50	53.2									51	54.3			52	55.3

NOTES: When a student received more than one award, only the highest award was counted.

TIME PERIOD CONSIDERATIONS:

1. CP Graduates are counted from these graduation dates = '092005', '102005', '112005', '122005', '012006', '022006', '032006', '042006', '052006', so this is essentially through the Spring term.
2. TC Graduates include 1 full academic year plus these graduation dates = '072006', '082006', '092006', '102006', '112006', '122006', so this is through the next Fall term.
3. Associate Graduates include 3 full academic years plus these graduation dates = '072008', '082008', so this includes the next 2 months of July and August.
4. AC Graduates include 4 full academic years plus these graduation dates = '072009', '082009', '092009', '102009', '112009', '122009', so this is through the next Fall term.
5. Baccalaureate Graduates include 6 full academic years plus these graduation dates = '072011', '082011', so this includes the next 2 months of July and August.
6. Counts of less than 10 are not shown due to FERPA.

Cohort Year selected = **2007** and Time Period Covered = AFTER SIX (6) YEARS (from AY2007 thru AY2012) for Four-Year Universities and Sport = **TRACK**.

#	IT	College	FICE	Cohort	Transfers		Bacc.		Adv. Cert.		Assoc.		Tech. Cert.		Cert. Prof.		Graduates		Retained		Success	
					#	%	#	%	#	%	#	%	#	%	#	%	#	%	#	%	#	%
1	1	ASUJ	001090	17				52.9										52.9			10	58.8
2	1	ATU	001089					100.0										100.0				100.0
3	1	HSU	001098					42.9										42.9				42.9
4	1	SAUM	001107			20.0		40.0										40.0				40.0
5	1	UAF	001108	12				58.3										58.3				58.3
6	1	UALR	001101	10		10.0		60.0										60.0				60.0
7	1	UAM	001085			20.0		20.0										20.0		20.0		40.0
8	1	UAPB	001086			20.0		60.0										60.0				60.0
9	1	UCA	001092	27		18.5		33.3										33.3				33.3
4-Year Universities				90		10.0		42	46.7									42	46.7		44	48.9

NOTES: When a student received more than one award, only the highest award was counted.

TIME PERIOD CONSIDERATIONS:

1. CP Graduates are counted from these graduation dates = '092006', '102006', '112006', '122006', '012007', '022007', '032007', '042007', '052007', so this is essentially through the Spring term.
2. TC Graduates include 1 full academic year plus these graduation dates = '072007', '082007', '092007', '102007', '112007', '122007', so this is through the next Fall term.
3. Associate Graduates include 3 full academic years plus these graduation dates = '072009', '082009', so this includes the next 2 months of July and August.
4. AC Graduates include 4 full academic years plus these graduation dates = '072010', '082010', '092010', '102010', '112010', '122010', so this is through the next Fall term.
5. Baccalaureate Graduates include 6 full academic years plus these graduation dates = '072012', '082012', so this includes the next 2 months of July and August.
6. Counts of less than 10 are not shown due to FERPA.

Athletic Graduation Rate by Sport: 4-Year Universities - All Other Sports

Cohort Year selected = **2003** and Time Period Covered = AFTER SIX (6) YEARS (from AY2003 thru AY2008) for Four-Year Universities and Sport = **ALL OTHER SPORTS**.

#	IT	College	FICE	Cohort	Transfers		Bacc.		Adv. Cert.		Assoc.		Tech. Cert.		Cert. Prof.		Graduates		Retained		Success		
					#	%	#	%	#	%	#	%	#	%	#	%	#	%	#	%	#	%	
1	1	ASUJ	001090	21				42.9										42.9				42.9	
2	1	ATU	001089	26		23.1	13	50.0										13	50.0			15	57.7
3	1	HSU	001098	27		11.1		25.9										25.9				29.6	
4	1	SAUM	001107					12.5										12.5				12.5	
5	1	UAF	001108	46			31	67.4										31	67.4			32	69.6
6	1	UAFS	001110								85.7							85.7				85.7	
7	1	UALR	001101	21			11	52.4										11	52.4			12	57.1
8	1	UAM	001085			37.5		50.0			12.5							62.5				62.5	
9	1	UAPB	001086	11				72.7										72.7				72.7	
10	1	UCA	001092	38		15.8	21	55.3										21	55.3			21	55.3
4-Year Universities				213		22	10.3	105	49.3									112	52.6		117	54.9	

NOTES: When a student received more than one award, only the highest award was counted.

TIME PERIOD CONSIDERATIONS:

1. CP Graduates are counted from these graduation dates = '092002', '102002', '112002', '122002', '012003', '022003', '032003', '042003', '052003', so this is essentially through the Spring term.
2. TC Graduates include 1 full academic year plus these graduation dates = '072003', '082003', '092003', '102003', '112003', '122003', so this is through the next Fall term.
3. Associate Graduates include 3 full academic years plus these graduation dates = '072005', '082005', '092005', '102005', '112005', '122005', so this includes the next 2 months of July and August.
4. AC Graduates include 4 full academic years plus these graduation dates = '072006', '082006', '092006', '102006', '112006', '122006', so this is through the next Fall term.
5. Baccalaureate Graduates include 6 full academic years plus these graduation dates = '072008', '082008', so this includes the next 2 months of July and August.
6. Counts of less than 10 are not shown due to FERPA.

Cohort Year selected = **2004** and Time Period Covered = **AFTER SIX (6) YEARS** (from AY2004 thru AY2009) for Four-Year Universities and Sport = **ALL OTHER SPORTS**.

#	IT	College	FICE	Cohort	Transfers		Bacc.		Adv. Cert.		Assoc.		Tech. Cert.		Cert. Prof.		Graduates		Retained		Success	
					#	%	#	%	#	%	#	%	#	%	#	%	#	%	#	%	#	%
1	1	ASUJ	001090	14				64.3										64.3				64.3
2	1	ATU	001089	40	14	35.0	15	37.5									15	37.5			17	42.5
3	1	HSU	001098	31			19	61.3									19	61.3			20	64.5
4	1	SAUM	001107	12				50.0										50.0				50.0
5	1	UAF	001108	37			27	73.0									27	73.0			27	73.0
6	1	UAFS	001110								20.0							20.0				20.0
7	1	UALR	001101	11				36.4										36.4				36.4
8	1	UAM	001085			12.5		50.0										50.0				50.0
9	1	UAPB	001086					66.7										66.7		22.2		88.9
10	1	UCA	001092	32		12.5	18	56.3									18	56.3			19	59.4
4-Year Universities				199	25	12.6	108	54.3									109	54.8			115	57.8

NOTES: When a student received more than one award, only the highest award was counted.

TIME PERIOD CONSIDERATIONS:

1. CP Graduates are counted from these graduation dates = '092003', '102003', '112003', '122003', '012004', '022004', '032004', '042004', '052004', so this is essentially through the Spring term.
2. TC Graduates include 1 full academic year plus these graduation dates = '072004', '082004', '092004', '102004', '112004', '122004', so this is through the next Fall term.
3. Associate Graduates include 3 full academic years plus these graduation dates = '072006', '082006', so this includes the next 2 months of July and August.
4. AC Graduates include 4 full academic years plus these graduation dates = '072007', '082007', '092007', '102007', '112007', '122007', so this is through the next Fall term.
5. Baccalaureate Graduates include 6 full academic years plus these graduation dates = '072009', '082009', so this includes the next 2 months of July and August.
6. Counts of less than 10 are not shown due to FERPA.

Cohort Year selected = **2005** and Time Period Covered = **AFTER SIX (6) YEARS** (from AY2005 thru AY2010) for Four-Year Universities and Sport = **ALL OTHER SPORTS**.

#	IT	College	FICE	Cohort	Transfers		Bacc.		Adv. Cert.		Assoc.		Tech. Cert.		Cert. Prof.		Graduates		Retained		Success	
					#	%	#	%	#	%	#	%	#	%	#	%	#	%	#	%	#	%
1	1	ASUJ	001090	20		10.0	11	55.0									11	55.0			11	55.0
2	1	ATU	001089	17		17.6		47.1										47.1				47.1
3	1	HSU	001098	36			15	41.7									15	41.7			15	41.7
4	1	SAUM	001107	19				42.1										42.1				47.4
5	1	UAF	001108	51			31	60.8									31	60.8			32	62.7
6	1	UAFS	001110	12				33.3			33.3							66.7				75.0
7	1	UALR	001101	16			11	68.8									11	68.8			11	68.8
8	1	UAPB	001086	12				50.0										50.0				50.0
9	1	UCA	001092	29			18	62.1									18	62.1			18	62.1
4-Year Universities				212	13		112	52.8									116	54.7			119	56.1

NOTES: When a student received more than one award, only the highest award was counted.

TIME PERIOD CONSIDERATIONS:

1. CP Graduates are counted from these graduation dates = '092004', '102004', '112004', '122004', '012005', '022005', '032005', '042005', '052005', so this is essentially through the Spring term.
2. TC Graduates include 1 full academic year plus these graduation dates = '072005', '082005', '092005', '102005', '112005', '122005', so this is through the next Fall term.
3. Associate Graduates include 3 full academic years plus these graduation dates = '072007', '082007', so this includes the next 2 months of July and August.
4. AC Graduates include 4 full academic years plus these graduation dates = '072008', '082008', '092008', '102008', '112008', '122008', so this is through the next Fall term.
5. Baccalaureate Graduates include 6 full academic years plus these graduation dates = '072010', '082010', so this includes the next 2 months of July and August.
6. Counts of less than 10 are not shown due to FERPA.

Cohort Year selected = **2006** and Time Period Covered = AFTER SIX (6) YEARS (from AY2006 thru AY2011) for Four-Year Universities and Sport = **ALL OTHER SPORTS**.

#	IT	College	FICE	Cohort	Transfers		Bacc.		Adv. Cert.		Assoc.		Tech. Cert.		Cert. Prof.		Graduates		Retained		Success		
					#	%	#	%	#	%	#	%	#	%	#	%	#	%	#	%	#	%	
1	1	ASUJ	001090	23		13.0		39.1										13				13	39.1
2	1	ATU	001089	18			11.1	13	72.2									13				13	72.2
3	1	HSU	001098	38		23.7		14	36.8									14				14	36.8
4	1	SAUM	001107			14.3			28.6														28.6
5	1	UAF	001108	44				30	68.2									30				31	70.5
6	1	UAFS	001110	14		42.9					35.7												42.9
7	1	UALR	001101	12					41.7														41.7
8	1	UAM	001085			25.0			50.0														50.0
9	1	UAPB	001086	10		10.0			60.0														60.0
10	1	UCA	001092	31				19	61.3									19				19	61.3
4-Year Universities				205	29	14.1		103	50.2									108	52.7			111	54.1

NOTES: When a student received more than one award, only the highest award was counted.

TIME PERIOD CONSIDERATIONS:

1. CP Graduates are counted from these graduation dates = '092005', '102005', '112005', '122005', '012006', '022006', '032006', '042006', '052006', so this is essentially through the Spring term.
2. TC Graduates include 1 full academic year plus these graduation dates = '072006', '082006', '092006', '102006', '112006', '122006', so this is through the next Fall term.
3. Associate Graduates include 3 full academic years plus these graduation dates = '072008', '082008', so this includes the next 2 months of July and August.
4. AC Graduates include 4 full academic years plus these graduation dates = '072009', '082009', '092009', '102009', '112009', '122009', so this is through the next Fall term.
5. Baccalaureate Graduates include 6 full academic years plus these graduation dates = '072011', '082011', so this includes the next 2 months of July and August.
6. Counts of less than 10 are not shown due to FERPA.

Cohort Year selected = **2007** and Time Period Covered = AFTER SIX (6) YEARS (from AY2007 thru AY2012) for Four-Year Universities and Sport = **ALL OTHER SPORTS**.

#	IT	College	FICE	Cohort	Transfers		Bacc.		Adv. Cert.		Assoc.		Tech. Cert.		Cert. Prof.		Graduates		Retained		Success		
					#	%	#	%	#	%	#	%	#	%	#	%	#	%	#	%	#	%	
1	1	ASUJ	001090	26		11.5		14	53.8									14				14	53.8
2	1	ATU	001089	20		10.0		12	60.0									12				12	60.0
3	1	HSU	001098	30		10.0		13	43.3									13				13	43.3
4	1	SAUM	001107	12					58.3														58.3
5	1	UAF	001108	37				26	70.3									26				27	73.0
6	1	UAFS	001110	22					31.8		18.2							11				11	50.0
7	1	UALR	001101	14					50.0											14.3			50.0
8	1	UAM	001085	17		11.8			41.2														41.2
9	1	UAPB	001086	15		13.3			26.7														26.7
10	1	UCA	001092	53		11.3		21	39.6									21				22	41.5
4-Year Universities				246	23			118	48.0									122	49.6			129	52.4

NOTES: When a student received more than one award, only the highest award was counted.

TIME PERIOD CONSIDERATIONS:

1. CP Graduates are counted from these graduation dates = '092006', '102006', '112006', '122006', '012007', '022007', '032007', '042007', '052007', so this is essentially through the Spring term.
2. TC Graduates include 1 full academic year plus these graduation dates = '072007', '082007', '092007', '102007', '112007', '122007', so this is through the next Fall term.
3. Associate Graduates include 3 full academic years plus these graduation dates = '072009', '082009', so this includes the next 2 months of July and August.
4. AC Graduates include 4 full academic years plus these graduation dates = '072010', '082010', '092010', '102010', '112010', '122010', so this is through the next Fall term.
5. Baccalaureate Graduates include 6 full academic years plus these graduation dates = '072012', '082012', so this includes the next 2 months of July and August.
6. Counts of less than 10 are not shown due to FERPA.

Athletic Graduation Rate by Sport: 2-Year Colleges - Men's Basketball

Cohort Year selected = **2006** and Time Period Covered = AFTER THREE (3) YEARS (from AY2006 thru AY2008) for Two-Year Colleges and Sport = **MEN'S BASKETBALL**.

#	IT	College	FICE	Cohort	Transfers		Bacc.		Adv. Cert.		Assoc.		Tech. Cert.		Cert. Prof.		Graduates		Retained		Success	
					#	%	#	%	#	%	#	%	#	%	#	%	#	%	#	%	#	%
1	2	NAC	012261			28.6						28.6						28.6				28.6
2-Year Colleges						28.6						28.6						28.6				28.6

NOTES: When a student received more than one award, only the highest award was counted.

TIME PERIOD CONSIDERATIONS:

1. CP Graduates are counted from these graduation dates = '092005', '102005', '112005', '122005', '012006', '022006', '032006', '042006', '052006', so this is essentially though the Spring t
2. TC Graduates include 1 full academic year plus these graduation dates = '072006','082006', '092006', '102006', '112006', '122006', so this is through the next Fall term.
3. Associate Graduates include 3 full academic years plus these graduation dates = '072008', '082008', so this includes the next 2 months of July and August.
4. AC Graduates include 4 full academic years plus these graduation dates = '072009', '082009', '092009', '102009', '112009', '122009', so this is through the next Fall term.
5. Baccalaureate Graduates include 6 full academic years plus these graduation dates = '072011', '082011', so this includes the next 2 months of July and August.
6. Counts of less than 10 are not shown due to FERPA.

Cohort Year selected = **2007** and Time Period Covered = AFTER THREE (3) YEARS (from AY2007 thru AY2009) for Two-Year Colleges and Sport = **MEN'S BASKETBALL**.

#	IT	College	FICE	Cohort	Transfers		Bacc.		Adv. Cert.		Assoc.		Tech. Cert.		Cert. Prof.		Graduates		Retained		Success	
					#	%	#	%	#	%	#	%	#	%	#	%	#	%	#	%	#	%
1	2	NAC	012261			22.2						22.2						22.2		11.1		33.3
2-Year Colleges						22.2						22.2						22.2		11.1		33.3

NOTES: When a student received more than one award, only the highest award was counted.

TIME PERIOD CONSIDERATIONS:

1. CP Graduates are counted from these graduation dates = '092006', '102006', '112006', '122006', '012007', '022007', '032007', '042007', '052007', so this is essentially though the Spring t
2. TC Graduates include 1 full academic year plus these graduation dates = '072007','082007', '092007', '102007', '112007', '122007', so this is through the next Fall term.
3. Associate Graduates include 3 full academic years plus these graduation dates = '072009', '082009', so this includes the next 2 months of July and August.
4. AC Graduates include 4 full academic years plus these graduation dates = '072010', '082010', '092010', '102010', '112010', '122010', so this is through the next Fall term.
5. Baccalaureate Graduates include 6 full academic years plus these graduation dates = '072012', '082012', so this includes the next 2 months of July and August.
6. Counts of less than 10 are not shown due to FERPA.

Cohort Year selected = **2008** and Time Period Covered = AFTER THREE (3) YEARS (from AY2008 thru AY2010) for Two-Year Colleges and Sport = **MEN'S BASKETBALL**.

#	IT	College	FICE	Cohort	Transfers		Bacc.		Adv. Cert.		Assoc.		Tech. Cert.		Cert. Prof.		Graduates		Retained		Success	
					#	%	#	%	#	%	#	%	#	%	#	%	#	%	#	%	#	%
1	2	NAC	012261	15		13.3						26.7						26.7		20.0		46.7
2-Year Colleges				15		13.3						26.7						26.7		20.0		46.7

NOTES: When a student received more than one award, only the highest award was counted.

TIME PERIOD CONSIDERATIONS:

1. CP Graduates are counted from these graduation dates = '092007', '102007', '112007', '122007', '012008', '022008', '032008', '042008', '052008', so this is essentially though the Spring t
2. TC Graduates include 1 full academic year plus these graduation dates = '072008','082008', '092008', '102008', '112008', '122008', so this is through the next Fall term.
3. Associate Graduates include 3 full academic years plus these graduation dates = '072010', '082010', so this includes the next 2 months of July and August.
4. AC Graduates include 4 full academic years plus these graduation dates = '072011', '082011', '092011', '102011', '112011', '122011', so this is through the next Fall term.
5. Baccalaureate Graduates include 6 full academic years plus these graduation dates = '072013', '082013', so this includes the next 2 months of July and August.
6. Counts of less than 10 are not shown due to FERPA.

Cohort Year selected = **2009** and Time Period Covered = AFTER THREE (3) YEARS (from AY2009 thru AY2011) for Two-Year Colleges and Sport = **MEN'S BASKETBALL**.

#	IT	College	FICE	Cohort	Transfers		Bacc.		Adv. Cert.		Assoc.		Tech. Cert.		Cert. Prof.		Graduates		Retained		Success	
					#	%	#	%	#	%	#	%	#	%	#	%	#	%	#	%	#	%
No students in the cohort																						
2-Year Colleges																						

NOTES: When a student received more than one award, only the highest award was counted.

TIME PERIOD CONSIDERATIONS:

1. CP Graduates are counted from these graduation dates = '092008', '102008', '112008', '122008', '012009', '022009', '032009', '042009', '052009', so this is essentially though the Spring t
2. TC Graduates include 1 full academic year plus these graduation dates = '072009','082009', '092009', '102009', '112009', '122009', so this is through the next Fall term.
3. Associate Graduates include 3 full academic years plus these graduation dates = '072011', '082011', so this includes the next 2 months of July and August.
4. AC Graduates include 4 full academic years plus these graduation dates = '072012', '082012', '092012', '102012', '112012', '122012', so this is through the next Fall term.
5. Baccalaureate Graduates include 6 full academic years plus these graduation dates = '072014', '082014', so this includes the next 2 months of July and August.
6. Counts of less than 10 are not shown due to FERPA.

Cohort Year selected = **2010** and Time Period Covered = AFTER THREE (3) YEARS (from AY2010 thru AY2012) for Two-Year Colleges and Sport = **MEN'S BASKETBALL**.

#	IT	College	FICE	Cohort	Transfers		Bacc.		Adv. Cert.		Assoc.		Tech. Cert.		Cert. Prof.		Graduates		Retained		Success	
					#	%	#	%	#	%	#	%	#	%	#	%	#	%	#	%	#	%
No students in the cohort																						
2-Year Colleges																						

NOTES: When a student received more than one award, only the highest award was counted.

TIME PERIOD CONSIDERATIONS:

1. CP Graduates are counted from these graduation dates = '092009', '102009', '112009', '122009', '012010', '022010', '032010', '042010', '052010', so this is essentially though the Spring t
2. TC Graduates include 1 full academic year plus these graduation dates = '072010','082010', '092010', '102010', '112010', '122010', so this is through the next Fall term.
3. Associate Graduates include 3 full academic years plus these graduation dates = '072012', '082012', so this includes the next 2 months of July and August.
4. AC Graduates include 4 full academic years plus these graduation dates = '072013', '082013', '092013', '102013', '112013', '122013', so this is through the next Fall term.
5. Baccalaureate Graduates include 6 full academic years plus these graduation dates = '072015', '082015', so this includes the next 2 months of July and August.
6. Counts of less than 10 are not shown due to FERPA.

Athletic Graduation Rate by Sport: 2-Year Colleges - Women's Basketball

Cohort Year selected = **2006** and Time Period Covered = AFTER THREE (3) YEARS (from AY2006 thru AY2008) for Two-Year Colleges and Sport = **WOMEN'S BASKETBALL**.

#	IT	College	FICE	Cohort	Transfers		Bacc.		Adv. Cert.		Assoc.		Tech. Cert.		Cert. Prof.		Graduates		Retained		Success	
					#	%	#	%	#	%	#	%	#	%	#	%	#	%	#	%	#	%
1	2	NAC	012261	10		50.0						20.0						20.0		10.0		30.0
2-Year Colleges				10		50.0					20.0						20.0		10.0		30.0	

NOTES: When a student received more than one award, only the highest award was counted.

TIME PERIOD CONSIDERATIONS:

1. CP Graduates are counted from these graduation dates = '092005', '102005', '112005', '122005', '012006', '022006', '032006', '042006', '052006', so this is essentially though the Spring t
2. TC Graduates include 1 full academic year plus these graduation dates = '072006','082006', '092006', '102006', '112006', '122006', so this is through the next Fall term.
3. Associate Graduates include 3 full academic years plus these graduation dates = '072008', '082008', so this includes the next 2 months of July and August.
4. AC Graduates include 4 full academic years plus these graduation dates = '072009', '082009', '092009', '102009', '112009', '122009', so this is through the next Fall term.
5. Baccalaureate Graduates include 6 full academic years plus these graduation dates = '072011', '082011', so this includes the next 2 months of July and August.
6. Counts of less than 10 are not shown due to FERPA.

Cohort Year selected = **2007** and Time Period Covered = AFTER THREE (3) YEARS (from AY2007 thru AY2009) for Two-Year Colleges and Sport = **WOMEN'S BASKETBALL.**

#	IT	College	FICE	Cohort	Transfers		Bacc.		Adv. Cert.		Assoc.		Tech. Cert.		Cert. Prof.		Graduates		Retained		Success	
					#	%	#	%	#	%	#	%	#	%	#	%	#	%	#	%	#	%
1	2	NAC	012261			16.7						83.3						83.3				83.3
2-Year Colleges						16.7						83.3						83.3				83.3

NOTES: When a student received more than one award, only the highest award was counted.

TIME PERIOD CONSIDERATIONS:

1. CP Graduates are counted from these graduation dates = '092006', '102006', '112006', '122006', '012007', '022007', '032007', '042007', '052007', so this is essentially though the Spring t
2. TC Graduates include 1 full academic year plus these graduation dates = '072007','082007', '092007', '102007', '112007', '122007', so this is through the next Fall term.
3. Associate Graduates include 3 full academic years plus these graduation dates = '072009', '082009', so this includes the next 2 months of July and August.
4. AC Graduates include 4 full academic years plus these graduation dates = '072010', '082010', '092010', '102010', '112010', '122010', so this is through the next Fall term.
5. Baccalaureate Graduates include 6 full academic years plus these graduation dates = '072012', '082012', so this includes the next 2 months of July and August.
6. Counts of less than 10 are not shown due to FERPA.

Cohort Year selected = **2008** and Time Period Covered = AFTER THREE (3) YEARS (from AY2008 thru AY2010) for Two-Year Colleges and Sport = **WOMEN'S BASKETBALL.**

#	IT	College	FICE	Cohort	Transfers		Bacc.		Adv. Cert.		Assoc.		Tech. Cert.		Cert. Prof.		Graduates		Retained		Success	
					#	%	#	%	#	%	#	%	#	%	#	%	#	%	#	%	#	%
1	2	NAC	012261	10		30.0						30.0						30.0				30.0
2-Year Colleges				10		30.0						30.0						30.0				30.0

NOTES: When a student received more than one award, only the highest award was counted.

TIME PERIOD CONSIDERATIONS:

1. CP Graduates are counted from these graduation dates = '092007', '102007', '112007', '122007', '012008', '022008', '032008', '042008', '052008', so this is essentially though the Spring t
2. TC Graduates include 1 full academic year plus these graduation dates = '072008','082008', '092008', '102008', '112008', '122008', so this is through the next Fall term.
3. Associate Graduates include 3 full academic years plus these graduation dates = '072010', '082010', so this includes the next 2 months of July and August.
4. AC Graduates include 4 full academic years plus these graduation dates = '072011', '082011', '092011', '102011', '112011', '122011', so this is through the next Fall term.
5. Baccalaureate Graduates include 6 full academic years plus these graduation dates = '072013', '082013', so this includes the next 2 months of July and August.
6. Counts of less than 10 are not shown due to FERPA.

Cohort Year selected = **2009** and Time Period Covered = AFTER THREE (3) YEARS (from AY2009 thru AY2011) for Two-Year Colleges and Sport = **WOMEN'S BASKETBALL.**

#	IT	College	FICE	Cohort	Transfers		Bacc.		Adv. Cert.		Assoc.		Tech. Cert.		Cert. Prof.		Graduates		Retained		Success	
					#	%	#	%	#	%	#	%	#	%	#	%	#	%	#	%	#	%
No students in the cohort																						
2-Year Colleges																						

NOTES: When a student received more than one award, only the highest award was counted.

TIME PERIOD CONSIDERATIONS:

1. CP Graduates are counted from these graduation dates = '092008', '102008', '112008', '122008', '012009', '022009', '032009', '042009', '052009', so this is essentially though the Spring t
2. TC Graduates include 1 full academic year plus these graduation dates = '072009','082009', '092009', '102009', '112009', '122009', so this is through the next Fall term.
3. Associate Graduates include 3 full academic years plus these graduation dates = '072011', '082011', so this includes the next 2 months of July and August.
4. AC Graduates include 4 full academic years plus these graduation dates = '072012', '082012', '092012', '102012', '112012', '122012', so this is through the next Fall term.
5. Baccalaureate Graduates include 6 full academic years plus these graduation dates = '072014', '082014', so this includes the next 2 months of July and August.
6. Counts of less than 10 are not shown due to FERPA.

Cohort Year selected = **2010** and Time Period Covered = AFTER THREE (3) YEARS (from AY2010 thru AY2012) for Two-Year Colleges and Sport = **WOMEN'S BASKETBALL.**

#	IT	College	FICE	Cohort	Transfers		Bacc.		Adv. Cert.		Assoc.		Tech. Cert.		Cert. Prof.		Graduates		Retained		Success	
					#	%	#	%	#	%	#	%	#	%	#	%	#	%	#	%	#	%
No students in the cohort																						
2-Year Colleges																						

NOTES: When a student received more than one award, only the highest award was counted.

TIME PERIOD CONSIDERATIONS:

1. CP Graduates are counted from these graduation dates = '092009', '102009', '112009', '122009', '012010', '022010', '032010', '042010', '052010', so this is essentially through the Spring term.
2. TC Graduates include 1 full academic year plus these graduation dates = '072010', '082010', '092010', '102010', '112010', '122010', so this is through the next Fall term.
3. Associate Graduates include 3 full academic years plus these graduation dates = '072012', '082012', so this includes the next 2 months of July and August.
4. AC Graduates include 4 full academic years plus these graduation dates = '072013', '082013', '092013', '102013', '112013', '122013', so this is through the next Fall term.
5. Baccalaureate Graduates include 6 full academic years plus these graduation dates = '072015', '082015', so this includes the next 2 months of July and August.
6. Counts of less than 10 are not shown due to FERPA.

Athletic Graduation Rate by Sport: 2-Year Colleges - Baseball

Cohort Year selected = **2006** and Time Period Covered = AFTER THREE (3) YEARS (from AY2006 thru AY2008) for Two-Year Colleges and Sport = **BASEBALL.**

#	IT	College	FICE	Cohort	Transfers		Bacc.		Adv. Cert.		Assoc.		Tech. Cert.		Cert. Prof.		Graduates		Retained		Success	
					#	%	#	%	#	%	#	%	#	%	#	%	#	%	#	%	#	%
1	2	NAC	012261	28	11	39.3																10.7
2-Year Colleges				28	11	39.3																10.7

NOTES: When a student received more than one award, only the highest award was counted.

TIME PERIOD CONSIDERATIONS:

1. CP Graduates are counted from these graduation dates = '092005', '102005', '112005', '122005', '012006', '022006', '032006', '042006', '052006', so this is essentially through the Spring term.
2. TC Graduates include 1 full academic year plus these graduation dates = '072006', '082006', '092006', '102006', '112006', '122006', so this is through the next Fall term.
3. Associate Graduates include 3 full academic years plus these graduation dates = '072008', '082008', so this includes the next 2 months of July and August.
4. AC Graduates include 4 full academic years plus these graduation dates = '072009', '082009', '092009', '102009', '112009', '122009', so this is through the next Fall term.
5. Baccalaureate Graduates include 6 full academic years plus these graduation dates = '072011', '082011', so this includes the next 2 months of July and August.
6. Counts of less than 10 are not shown due to FERPA.

Cohort Year selected = **2007** and Time Period Covered = AFTER THREE (3) YEARS (from AY2007 thru AY2009) for Two-Year Colleges and Sport = **BASEBALL.**

#	IT	College	FICE	Cohort	Transfers		Bacc.		Adv. Cert.		Assoc.		Tech. Cert.		Cert. Prof.		Graduates		Retained		Success	
					#	%	#	%	#	%	#	%	#	%	#	%	#	%	#	%	#	%
No students in the cohort																						
2-Year Colleges																						

NOTES: When a student received more than one award, only the highest award was counted.

TIME PERIOD CONSIDERATIONS:

1. CP Graduates are counted from these graduation dates = '092006', '102006', '112006', '122006', '012007', '022007', '032007', '042007', '052007', so this is essentially through the Spring term.
2. TC Graduates include 1 full academic year plus these graduation dates = '072007', '082007', '092007', '102007', '112007', '122007', so this is through the next Fall term.
3. Associate Graduates include 3 full academic years plus these graduation dates = '072009', '082009', so this includes the next 2 months of July and August.
4. AC Graduates include 4 full academic years plus these graduation dates = '072010', '082010', '092010', '102010', '112010', '122010', so this is through the next Fall term.
5. Baccalaureate Graduates include 6 full academic years plus these graduation dates = '072012', '082012', so this includes the next 2 months of July and August.
6. Counts of less than 10 are not shown due to FERPA.

Cohort Year selected = **2008** and Time Period Covered = AFTER THREE (3) YEARS (from AY2008 thru AY2010) for Two-Year Colleges and Sport = **BASEBALL**.

#	IT	College	FICE	Cohort	Transfers		Bacc.		Adv. Cert.		Assoc.		Tech. Cert.		Cert. Prof.		Graduates		Retained		Success	
					#	%	#	%	#	%	#	%	#	%	#	%	#	%	#	%	#	%
1	2	NAC	012261	27	11	40.7																
2-Year Colleges				27	11	40.7																

NOTES: When a student received more than one award, only the highest award was counted.

TIME PERIOD CONSIDERATIONS:

1. CP Graduates are counted from these graduation dates = '092007', '102007', '112007', '122007', '012008', '022008', '032008', '042008', '052008', so this is essentially though the Spring to
2. TC Graduates include 1 full academic year plus these graduation dates = '072008','082008', '092008', '102008', '112008', '122008', so this is through the next Fall term.
3. Associate Graduates include 3 full academic years plus these graduation dates = '072010', '082010', so this includes the next 2 months of July and August.
4. AC Graduates include 4 full academic years plus these graduation dates = '072011', '082011', '092011', '102011', '112011', '122011', so this is through the next Fall term.
5. Baccalaureate Graduates include 6 full academic years plus these graduation dates = '072013', '082013', so this includes the next 2 months of July and August.
6. Counts of less than 10 are not shown due to FERPA.

Cohort Year selected = **2009** and Time Period Covered = AFTER THREE (3) YEARS (from AY2009 thru AY2011) for Two-Year Colleges and Sport = **BASEBALL**.

#	IT	College	FICE	Cohort	Transfers		Bacc.		Adv. Cert.		Assoc.		Tech. Cert.		Cert. Prof.		Graduates		Retained		Success	
					#	%	#	%	#	%	#	%	#	%	#	%	#	%	#	%	#	%
No students in the cohort																						
2-Year Colleges																						

NOTES: When a student received more than one award, only the highest award was counted.

TIME PERIOD CONSIDERATIONS:

1. CP Graduates are counted from these graduation dates = '092008', '102008', '112008', '122008', '012009', '022009', '032009', '042009', '052009', so this is essentially though the Spring to
2. TC Graduates include 1 full academic year plus these graduation dates = '072009','082009', '092009', '102009', '112009', '122009', so this is through the next Fall term.
3. Associate Graduates include 3 full academic years plus these graduation dates = '072011', '082011', so this includes the next 2 months of July and August.
4. AC Graduates include 4 full academic years plus these graduation dates = '072012', '082012', '092012', '102012', '112012', '122012', so this is through the next Fall term.
5. Baccalaureate Graduates include 6 full academic years plus these graduation dates = '072014', '082014', so this includes the next 2 months of July and August.
6. Counts of less than 10 are not shown due to FERPA.

Cohort Year selected = **2010** and Time Period Covered = AFTER THREE (3) YEARS (from AY2010 thru AY2012) for Two-Year Colleges and Sport = **BASEBALL**.

#	IT	College	FICE	Cohort	Transfers		Bacc.		Adv. Cert.		Assoc.		Tech. Cert.		Cert. Prof.		Graduates		Retained		Success	
					#	%	#	%	#	%	#	%	#	%	#	%	#	%	#	%	#	%
No students in the cohort																						
2-Year Colleges																						

NOTES: When a student received more than one award, only the highest award was counted.

TIME PERIOD CONSIDERATIONS:

1. CP Graduates are counted from these graduation dates = '092009', '102009', '112009', '122009', '012010', '022010', '032010', '042010', '052010', so this is essentially though the Spring to
2. TC Graduates include 1 full academic year plus these graduation dates = '072010','082010', '092010', '102010', '112010', '122010', so this is through the next Fall term.
3. Associate Graduates include 3 full academic years plus these graduation dates = '072012', '082012', so this includes the next 2 months of July and August.
4. AC Graduates include 4 full academic years plus these graduation dates = '072013', '082013', '092013', '102013', '112013', '122013', so this is through the next Fall term.
5. Baccalaureate Graduates include 6 full academic years plus these graduation dates = '072015', '082015', so this includes the next 2 months of July and August.
6. Counts of less than 10 are not shown due to FERPA.

Athletic Graduation Rate by Sport: 2-Year Colleges - All Other Sports

Cohort Year selected = **2006** and Time Period Covered = AFTER THREE (3) YEARS (from AY2006 thru AY2008) for Two-Year Colleges and Sport = **ALL OTHER SPORTS**.

#	IT	College	FICE	Cohort	Transfers		Bacc.		Adv. Cert.		Assoc.		Tech. Cert.		Cert. Prof.		Graduates		Retained		Success	
					#	%	#	%	#	%	#	%	#	%	#	%	#	%	#	%	#	%
1	2	NAC	012261			33.3					16.7							16.7				33.3
2	2	UACCM	005245			50.0																
2-Year Colleges						37.5					12.5						12.5			12.5		25.0

NOTES: When a student received more than one award, only the highest award was counted.

TIME PERIOD CONSIDERATIONS:

1. CP Graduates are counted from these graduation dates = '092005', '102005', '112005', '122005', '012006', '022006', '032006', '042006', '052006', so this is essentially though the Spring t
2. TC Graduates include 1 full academic year plus these graduation dates = '072006','082006', '092006', '102006', '112006', '122006', so this is through the next Fall term.
3. Associate Graduates include 3 full academic years plus these graduation dates = '072008', '082008', so this includes the next 2 months of July and August.
4. AC Graduates include 4 full academic years plus these graduation dates = '072009', '082009', '092009', '102009', '112009', '122009', so this is through the next Fall term.
5. Baccalaureate Graduates include 6 full academic years plus these graduation dates = '072011', '082011', so this includes the next 2 months of July and August.
6. Counts of less than 10 are not shown due to FERPA.

Cohort Year selected = **2007** and Time Period Covered = AFTER THREE (3) YEARS (from AY2007 thru AY2009) for Two-Year Colleges and Sport = **ALL OTHER SPORTS**.

#	IT	College	FICE	Cohort	Transfers		Bacc.		Adv. Cert.		Assoc.		Tech. Cert.		Cert. Prof.		Graduates		Retained		Success	
					#	%	#	%	#	%	#	%	#	%	#	%	#	%	#	%	#	%
1	2	NAC	012261	32	13	40.6					25.0							25.0				28.1
2	2	UACCM	005245								25.0							25.0				25.0
2-Year Colleges				36	13	36.1					25.0						25.0				10	27.8

NOTES: When a student received more than one award, only the highest award was counted.

TIME PERIOD CONSIDERATIONS:

1. CP Graduates are counted from these graduation dates = '092006', '102006', '112006', '122006', '012007', '022007', '032007', '042007', '052007', so this is essentially though the Spring t
2. TC Graduates include 1 full academic year plus these graduation dates = '072007','082007', '092007', '102007', '112007', '122007', so this is through the next Fall term.
3. Associate Graduates include 3 full academic years plus these graduation dates = '072009', '082009', so this includes the next 2 months of July and August.
4. AC Graduates include 4 full academic years plus these graduation dates = '072010', '082010', '092010', '102010', '112010', '122010', so this is through the next Fall term.
5. Baccalaureate Graduates include 6 full academic years plus these graduation dates = '072012', '082012', so this includes the next 2 months of July and August.
6. Counts of less than 10 are not shown due to FERPA.

Cohort Year selected = **2008** and Time Period Covered = AFTER THREE (3) YEARS (from AY2008 thru AY2010) for Two-Year Colleges and Sport = **ALL OTHER SPORTS**.

#	IT	College	FICE	Cohort	Transfers		Bacc.		Adv. Cert.		Assoc.		Tech. Cert.		Cert. Prof.		Graduates		Retained		Success	
					#	%	#	%	#	%	#	%	#	%	#	%	#	%	#	%	#	%
1	2	NAC	012261								66.7							66.7				66.7
2-Year Colleges											66.7						66.7				66.7	

NOTES: When a student received more than one award, only the highest award was counted.

TIME PERIOD CONSIDERATIONS:

1. CP Graduates are counted from these graduation dates = '092007', '102007', '112007', '122007', '012008', '022008', '032008', '042008', '052008', so this is essentially though the Spring t
2. TC Graduates include 1 full academic year plus these graduation dates = '072008','082008', '092008', '102008', '112008', '122008', so this is through the next Fall term.
3. Associate Graduates include 3 full academic years plus these graduation dates = '072010', '082010', so this includes the next 2 months of July and August.
4. AC Graduates include 4 full academic years plus these graduation dates = '072011', '082011', '092011', '102011', '112011', '122011', so this is through the next Fall term.
5. Baccalaureate Graduates include 6 full academic years plus these graduation dates = '072013', '082013', so this includes the next 2 months of July and August.
6. Counts of less than 10 are not shown due to FERPA.

Cohort Year selected = **2009** and Time Period Covered = AFTER THREE (3) YEARS (from AY2009 thru AY2011) for Two-Year Colleges and Sport = **ALL OTHER SPORTS.**

#	IT	College	FICE	Cohort	Transfers		Bacc.		Adv. Cert.		Assoc.		Tech. Cert.		Cert. Prof.		Graduates		Retained		Success	
					#	%	#	%	#	%	#	%	#	%	#	%	#	%	#	%	#	%
No students in the cohort																						
2-Year Colleges																						

NOTES: When a student received more than one award, only the highest award was counted.

TIME PERIOD CONSIDERATIONS:

1. CP Graduates are counted from these graduation dates = '092008', '102008', '112008', '122008', '012009', '022009', '032009', '042009', '052009', so this is essentially through the Spring term.
2. TC Graduates include 1 full academic year plus these graduation dates = '072009', '082009', '092009', '102009', '112009', '122009', so this is through the next Fall term.
3. Associate Graduates include 3 full academic years plus these graduation dates = '072011', '082011', so this includes the next 2 months of July and August.
4. AC Graduates include 4 full academic years plus these graduation dates = '072012', '082012', '092012', '102012', '112012', '122012', so this is through the next Fall term.
5. Baccalaureate Graduates include 6 full academic years plus these graduation dates = '072014', '082014', so this includes the next 2 months of July and August.
6. Counts of less than 10 are not shown due to FERPA.

Cohort Year selected = **2010** and Time Period Covered = AFTER THREE (3) YEARS (from AY2010 thru AY2012) for Two-Year Colleges and Sport = **ALL OTHER SPORTS.**

#	IT	College	FICE	Cohort	Transfers		Bacc.		Adv. Cert.		Assoc.		Tech. Cert.		Cert. Prof.		Graduates		Retained		Success	
					#	%	#	%	#	%	#	%	#	%	#	%	#	%	#	%	#	%
No students in the cohort																						
2-Year Colleges																						

NOTES: When a student received more than one award, only the highest award was counted.

TIME PERIOD CONSIDERATIONS:

1. CP Graduates are counted from these graduation dates = '092009', '102009', '112009', '122009', '012010', '022010', '032010', '042010', '052010', so this is essentially through the Spring term.
2. TC Graduates include 1 full academic year plus these graduation dates = '072010', '082010', '092010', '102010', '112010', '122010', so this is through the next Fall term.
3. Associate Graduates include 3 full academic years plus these graduation dates = '072012', '082012', so this includes the next 2 months of July and August.
4. AC Graduates include 4 full academic years plus these graduation dates = '072013', '082013', '092013', '102013', '112013', '122013', so this is through the next Fall term.
5. Baccalaureate Graduates include 6 full academic years plus these graduation dates = '072015', '082015', so this includes the next 2 months of July and August.
6. Counts of less than 10 are not shown due to FERPA.

ADHE Graduation Rate for Remediated Student Athletes: 4-Year Universities

Cohort Year selected = **2003** and Time Period Covered = AFTER SIX (6) YEARS (from AY2003 thru AY2008) for Four-Year Universities

#	IT	College	FICE	Cohort	Transfers		Bacc.		Adv. Cert.		Assoc.		Tech. Cert.		Cert. Prof.		Graduates		Retained		Success	
					#	%	#	%	#	%	#	%	#	%	#	%	#	%	#	%	#	%
1	1	ASUJ	001090	30		16.7	11	36.7		-		-		-		-	11	36.7		-	16	53.3
2	1	ATU	001089	43	11	25.6	13	30.2		-		-		-		-	13	30.2		4.7	26	60.5
3	1	HSU	001098	36		5.6		25.0		-		-		-		-		25.0		11.1	15	41.7
4	1	SAUM	001107	39		15.4		7.7		-		-		-		-		7.7		2.6	10	25.6
5	1	UAF	001108	38		21.1	12	31.6		-		-		-		-	12	31.6		13.2	25	65.8
6	1	UAFS	001110	29		27.6		-		-	11	37.9		-		-	11	37.9		3.4	20	69.0
7	1	UALR	001101	27		14.8	10	37.0		-		-		-		-	10	37.0		14.8	18	66.7
8	1	UAM	001085	41	10	24.4		17.1		-		-		-		-		17.1		2.4	18	43.9
9	1	UAPB	001086	32		6.3	15	46.9		-		-		-		-	15	46.9		-	17	53.1
10	1	UCA	001092	29		20.7	11	37.9		-		-		-		-	11	37.9		-	17	58.6
4-Year Universities				344	62	18.0	91	26.5		-	11	3.2		-		-	102	29.7	18	5.2	182	52.9

NOTES: When a student received more than one award, only the highest award was counted.

TIME PERIOD CONSIDERATIONS:

1. CP Graduates are counted from these graduation dates = '092002', '102002', '112002', '122002', '012003', '022003', '032003', '042003', '052003', so this is essentially though the Spring
2. TC Graduates include 1 full academic year plus these graduation dates = '072003', '082003', '092003', '102003', '112003', '122003', so this is through the next Fall term.
3. Associate Graduates include 3 full academic years plus these graduation dates = '072005', '082005', so this includes the next 2 months of July and August.
4. AC Graduates include 4 full academic years plus these graduation dates = '072006', '082006', '092006', '102006', '112006', '122006', so this is through the next Fall term.
5. Baccalaureate Graduates include 6 full academic years plus these graduation dates = '072008', '082008', so this includes the next 2 months of July and August.
6. Counts of less than 10 are not shown due to FERPA.

Cohort Year selected = **2004** and Time Period Covered = AFTER SIX (6) YEARS (from AY2004 thru AY2009) for Four-Year Universities

#	IT	College	FICE	Cohort	Transfers		Bacc.		Adv. Cert.		Assoc.		Tech. Cert.		Cert. Prof.		Graduates		Retained		Success	
					#	%	#	%	#	%	#	%	#	%	#	%	#	%	#	%	#	%
1	1	ASUJ	001090	34		11.8	20	58.8		-		-		-		-	20	58.8		2.9	25	73.5
2	1	ATU	001089	49	14	28.6	16	32.7		-		-		-		-	16	32.7		4.1	32	65.3
3	1	HSU	001098	40		10.0	12	30.0		-		-		-		-	12	30.0		5.0	18	45.0
4	1	SAUM	001107	34		5.9	12	35.3		-		-		-		-	12	35.3		2.9	15	44.1
5	1	UAF	001108	35		14.3	11	31.4		-		-		-		-	11	31.4		5.7	18	51.4
6	1	UAFS	001110	14		35.7		-		-	28.6			-		-		28.6		-		64.3
7	1	UALR	001101	21		19.0		28.6		-		-		-		-		28.6		4.8	11	52.4
8	1	UAM	001085	35	10	28.6		8.6		-		-		-		-		8.6		-	13	37.1
9	1	UAPB	001086	33		9.1	11	33.3		-		-		-		-	11	33.3		6.1	16	48.5
10	1	UCA	001092	34		26.5	11	32.4		-		-		-		-	11	32.4		8.8	23	67.6
4-Year Universities				329	60	18.2	102	31.0		-	1.2		-		-	-	106	32.2	14	4.3	180	54.7

NOTES: When a student received more than one award, only the highest award was counted.

TIME PERIOD CONSIDERATIONS:

1. CP Graduates are counted from these graduation dates = '092003', '102003', '112003', '122003', '012004', '022004', '032004', '042004', '052004', so this is essentially though the Spring
2. TC Graduates include 1 full academic year plus these graduation dates = '072004', '082004', '092004', '102004', '112004', '122004', so this is through the next Fall term.
3. Associate Graduates include 3 full academic years plus these graduation dates = '072006', '082006', so this includes the next 2 months of July and August.
4. AC Graduates include 4 full academic years plus these graduation dates = '072007', '082007', '092007', '102007', '112007', '122007', so this is through the next Fall term.
5. Baccalaureate Graduates include 6 full academic years plus these graduation dates = '072009', '082009', so this includes the next 2 months of July and August.
6. Counts of less than 10 are not shown due to FERPA.

Cohort Year selected = **2005** and Time Period Covered = **AFTER SIX (6) YEARS** (from AY2005 thru AY2010) for Four-Year Universities

#	IT	College	FICE	Cohort	Transfers		Bacc.		Adv. Cert.		Assoc.		Tech. Cert.		Cert. Prof.		Graduates		Retained		Success	
					#	%	#	%	#	%	#	%	#	%	#	%	#	%	#	%	#	%
1	1	ASUJ	001090	44		11.4	13	29.5		-		-		-		-	13	29.5		-	18	40.9
2	1	ATU	001089	39	14	35.9	13	33.3		-		-		-		-	13	33.3		2.6	28	71.8
3	1	HSU	001098	42		16.7		11.9		-		-		-		-		11.9		4.8	14	33.3
4	1	SAUM	001107	56		7.1	12	21.4		-		-		-		-	12	21.4		-	16	28.6
5	1	UAF	001108	49		6.1	16	32.7		-		-		-		-	16	32.7		4.1	21	42.9
6	1	UAFS	001110	19		10.5		5.3		-		47.4		-		-	10	52.6		-	12	63.2
7	1	UALR	001101	19		5.3	11	57.9		-		-		-		-	11	57.9		-	12	63.2
8	1	UAM	001085			40.0		-		-		-		-		-		-		-		40.0
9	1	UAPB	001086	31		6.5	12	38.7		-		-		-		-	12	38.7		3.2	15	48.4
10	1	UCA	001092	28		7.1		21.4		-		-		-		-		21.4		7.1	10	35.7
4-Year Universities				332	42	12.7	89	26.8		-		2.7		-		-	98	29.5		2.4	148	44.6

NOTES: When a student received more than one award, only the highest award was counted.

TIME PERIOD CONSIDERATIONS:

1. CP Graduates are counted from these graduation dates = '092004', '102004', '112004', '122004', '012005', '022005', '032005', '042005', '052005', so this is essentially through the Spring
2. TC Graduates include 1 full academic year plus these graduation dates = '072005', '082005', '092005', '102005', '112005', '122005', so this is through the next Fall term.
3. Associate Graduates include 3 full academic years plus these graduation dates = '072007', '082007', so this includes the next 2 months of July and August.
4. AC Graduates include 4 full academic years plus these graduation dates = '072008', '082008', '092008', '102008', '112008', '122008', so this is through the next Fall term.
5. Baccalaureate Graduates include 6 full academic years plus these graduation dates = '072010', '082010', so this includes the next 2 months of July and August.
6. Counts of less than 10 are not shown due to FERPA.

Cohort Year selected = **2006** and Time Period Covered = **AFTER SIX (6) YEARS** (from AY2006 thru AY2011) for Four-Year Universities

#	IT	College	FICE	Cohort	Transfers		Bacc.		Adv. Cert.		Assoc.		Tech. Cert.		Cert. Prof.		Graduates		Retained		Success	
					#	%	#	%	#	%	#	%	#	%	#	%	#	%	#	%	#	%
1	1	ASUJ	001090	48		8.3	17	35.4		-		-		-		-	17	35.4		4.2	23	47.9
2	1	ATU	001089	41		17.1	20	48.8		-		-		-		-	20	48.8		-	27	65.9
3	1	HSU	001098	39	10	25.6	12	30.8		-		-		-		-	12	30.8		5.1	24	61.5
4	1	SAUM	001107	21		14.3		4.8		-		-		-		-		4.8		9.5		28.6
5	1	UAF	001108	44		11.4	14	31.8		-		-		-		-	14	31.8		4.5	21	47.7
6	1	UAFS	001110	16		43.8		6.3		-		12.5		-		-		18.8		-	10	62.5
7	1	UALR	001101	18		11.1		27.8		-		-		-		-		27.8		5.6		44.4
8	1	UAM	001085	31		16.1	12	38.7		-		3.2		-		-	13	41.9		-	18	58.1
9	1	UAPB	001086	38		21.1	16	42.1		-		-		-		-	16	42.1		2.6	25	65.8
10	1	UCA	001092	40		15.0	15	37.5		-		-		-		-	15	37.5		2.5	22	55.0
4-Year Universities				336	57	17.0	113	33.6		-		0.9		-		-	116	34.5	11	3.3	184	54.8

NOTES: When a student received more than one award, only the highest award was counted.

TIME PERIOD CONSIDERATIONS:

1. CP Graduates are counted from these graduation dates = '092005', '102005', '112005', '122005', '012006', '022006', '032006', '042006', '052006', so this is essentially through the Spring
2. TC Graduates include 1 full academic year plus these graduation dates = '072006', '082006', '092006', '102006', '112006', '122006', so this is through the next Fall term.
3. Associate Graduates include 3 full academic years plus these graduation dates = '072008', '082008', so this includes the next 2 months of July and August.
4. AC Graduates include 4 full academic years plus these graduation dates = '072009', '082009', '092009', '102009', '112009', '122009', so this is through the next Fall term.
5. Baccalaureate Graduates include 6 full academic years plus these graduation dates = '072011', '082011', so this includes the next 2 months of July and August.
6. Counts of less than 10 are not shown due to FERPA.

Cohort Year selected = **2007** and Time Period Covered = **AFTER SIX (6) YEARS** (from AY2007 thru AY2012) for Four-Year Universities

#	IT	College	FICE	Cohort	Transfers		Bacc.		Adv. Cert.		Assoc.		Tech. Cert.		Cert. Prof.		Graduates		Retained		Success		
					#	%	#	%	#	%	#	%	#	%	#	%	#	%	#	%	#	%	
1	1	ASUJ	001090	54		9.3	16	29.6									16	29.6		7.4	25	46.3	
2	1	ATU	001089	41	13	31.7	12	29.3									12	29.3		4.9	27	65.9	
3	1	HSU	001098	36		19.4		13.9										13.9		2.8	13	36.1	
4	1	SAUM	001107	27		22.2		25.9										25.9		7.4	15	55.6	
5	1	UAF	001108	41		14.6	15	36.6									15	36.6		4.9	23	56.1	
6	1	UAFS	001110	24		4.2		8.3			20.8							29.2		12.5	11	45.8	
7	1	UALR	001101	10		20.0		40.0										40.0		-		60.0	
8	1	UAM	001085	28		14.3		10.7										10.7		10.7	10	35.7	
9	1	UAPB	001086	38		13.2	16	42.1										16	42.1		5.3	23	60.5
10	1	UCA	001092	50		16.0	19	38.0										19	38.0		-	27	54.0
4-Year Universities				349	57	16.3	99	28.4			1.4						104	29.8	19	5.4	180	51.6	

NOTES: When a student received more than one award, only the highest award was counted.

TIME PERIOD CONSIDERATIONS:

1. CP Graduates are counted from these graduation dates = '092006', '102006', '112006', '122006', '012007', '022007', '032007', '042007', '052007', so this is essentially through the Spring term.
2. TC Graduates include 1 full academic year plus these graduation dates = '072007', '082007', '092007', '102007', '112007', '122007', so this is through the next Fall term.
3. Associate Graduates include 3 full academic years plus these graduation dates = '072009', '082009', so this includes the next 2 months of July and August.
4. AC Graduates include 4 full academic years plus these graduation dates = '072010', '082010', '092010', '102010', '112010', '122010', so this is through the next Fall term.
5. Baccalaureate Graduates include 6 full academic years plus these graduation dates = '072012', '082012', so this includes the next 2 months of July and August.
6. Counts of less than 10 are not shown due to FERPA.

ADHE Graduation Rate for Remediated Student Athletes: 2-Year Colleges

Cohort Year selected = **2006** and Time Period Covered = **AFTER THREE (3) YEARS** (from AY2006 thru AY2008) for Two-Year Colleges

#	IT	College	FICE	Cohort	Transfers		Bacc.		Adv. Cert.		Assoc.		Tech. Cert.		Cert. Prof.		Graduates		Retained		Success	
					#	%	#	%	#	%	#	%	#	%	#	%	#	%	#	%		
1	2	NAC	012261	42	17	40.5		-			9.5						9.5		7.1	24	57.1	
2	2	UACCM	005245			50.0		-			-						-		-		50.0	
2-Year Colleges				44	18	40.9		-			9.1						9.1		6.8	25	56.8	

NOTES: When a student received more than one award, only the highest award was counted.

TIME PERIOD CONSIDERATIONS:

1. CP Graduates are counted from these graduation dates = '092005', '102005', '112005', '122005', '012006', '022006', '032006', '042006', '052006', so this is essentially through the Spring term.
2. TC Graduates include 1 full academic year plus these graduation dates = '072006', '082006', '092006', '102006', '112006', '122006', so this is through the next Fall term.
3. Associate Graduates include 3 full academic years plus these graduation dates = '072008', '082008', so this includes the next 2 months of July and August.
4. AC Graduates include 4 full academic years plus these graduation dates = '072009', '082009', '092009', '102009', '112009', '122009', so this is through the next Fall term.
5. Baccalaureate Graduates include 6 full academic years plus these graduation dates = '072011', '082011', so this includes the next 2 months of July and August.
6. Counts of less than 10 are not shown due to FERPA.

Cohort Year selected = **2007** and Time Period Covered = **AFTER THREE (3) YEARS** (from AY2007 thru AY2009) for Two-Year Colleges

#	IT	College	FICE	Cohort	Transfers		Bacc.		Adv. Cert.		Assoc.		Tech. Cert.		Cert. Prof.		Graduates		Retained		Success	
					#	%	#	%	#	%	#	%	#	%	#	%	#	%	#	%		
1	2	NAC	012261	27	10	37.0		-			14.8						14.8		7.4	16	59.3	
2	2	UACCM	005245			-		-			25.0						25.0		-		25.0	
2-Year Colleges				31	10	32.3		-			16.1						16.1		6.5	17	54.8	

NOTES: When a student received more than one award, only the highest award was counted.

TIME PERIOD CONSIDERATIONS:

1. CP Graduates are counted from these graduation dates = '092006', '102006', '112006', '122006', '012007', '022007', '032007', '042007', '052007', so this is essentially through the Spring term.
2. TC Graduates include 1 full academic year plus these graduation dates = '072007', '082007', '092007', '102007', '112007', '122007', so this is through the next Fall term.
3. Associate Graduates include 3 full academic years plus these graduation dates = '072009', '082009', so this includes the next 2 months of July and August.
4. AC Graduates include 4 full academic years plus these graduation dates = '072010', '082010', '092010', '102010', '112010', '122010', so this is through the next Fall term.
5. Baccalaureate Graduates include 6 full academic years plus these graduation dates = '072012', '082012', so this includes the next 2 months of July and August.
6. Counts of less than 10 are not shown due to FERPA.

Cohort Year selected = **2008** and Time Period Covered = AFTER THREE (3) YEARS (from AY2008 thru AY2010) for Two-Year Colleges

#	IT	College	FICE	Cohort	Transfers		Bacc.		Adv. Cert.		Assoc.		Tech. Cert.		Cert. Prof.		Graduates		Retained		Success	
					#	%	#	%	#	%	#	%	#	%	#	%	#	%	#	%	#	%
1	2	NAC	012261	39	10	25.6		-		-		5.1		-		-		5.1		10.3	16	41.0
2-Year Colleges				39	10	25.6		-		-		5.1		-		-		5.1		10.3	16	41.0

NOTES: When a student received more than one award, only the highest award was counted.

TIME PERIOD CONSIDERATIONS:

1. CP Graduates are counted from these graduation dates = '092007', '102007', '112007', '122007', '012008', '022008', '032008', '042008', '052008', so this is essentially through the Spring
2. TC Graduates include 1 full academic year plus these graduation dates = '072008', '082008', '092008', '102008', '112008', '122008', so this is through the next Fall term.
3. Associate Graduates include 3 full academic years plus these graduation dates = '072010', '082010', so this includes the next 2 months of July and August.
4. AC Graduates include 4 full academic years plus these graduation dates = '072011', '082011', '092011', '102011', '112011', '122011', so this is through the next Fall term.
5. Baccalaureate Graduates include 6 full academic years plus these graduation dates = '072013', '082013', so this includes the next 2 months of July and August.
6. Counts of less than 10 are not shown due to FERPA.

Cohort Year selected = **2009** and Time Period Covered = AFTER THREE (3) YEARS (from AY2009 thru AY2011) for Two-Year Colleges

#	IT	College	FICE	Cohort	Transfers		Bacc.		Adv. Cert.		Assoc.		Tech. Cert.		Cert. Prof.		Graduates		Retained		Success	
					#	%	#	%	#	%	#	%	#	%	#	%	#	%	#	%	#	%
No students in the cohort																						
2-Year Colleges																						

NOTES: When a student received more than one award, only the highest award was counted.

TIME PERIOD CONSIDERATIONS:

1. CP Graduates are counted from these graduation dates = '092008', '102008', '112008', '122008', '012009', '022009', '032009', '042009', '052009', so this is essentially through the Spring
2. TC Graduates include 1 full academic year plus these graduation dates = '072009', '082009', '092009', '102009', '112009', '122009', so this is through the next Fall term.
3. Associate Graduates include 3 full academic years plus these graduation dates = '072011', '082011', so this includes the next 2 months of July and August.
4. AC Graduates include 4 full academic years plus these graduation dates = '072012', '082012', '092012', '102012', '112012', '122012', so this is through the next Fall term.
5. Baccalaureate Graduates include 6 full academic years plus these graduation dates = '072014', '082014', so this includes the next 2 months of July and August.
6. Counts of less than 10 are not shown due to FERPA.

Cohort Year selected = **2010** and Time Period Covered = AFTER THREE (3) YEARS (from AY2010 thru AY2012) for Two-Year Colleges

#	IT	College	FICE	Cohort	Transfers		Bacc.		Adv. Cert.		Assoc.		Tech. Cert.		Cert. Prof.		Graduates		Retained		Success	
					#	%	#	%	#	%	#	%	#	%	#	%	#	%	#	%	#	%
No students in the cohort																						
2-Year Colleges																						

NOTES: When a student received more than one award, only the highest award was counted.

TIME PERIOD CONSIDERATIONS:

1. CP Graduates are counted from these graduation dates = '092009', '102009', '112009', '122009', '012010', '022010', '032010', '042010', '052010', so this is essentially through the Spring
2. TC Graduates include 1 full academic year plus these graduation dates = '072010', '082010', '092010', '102010', '112010', '122010', so this is through the next Fall term.
3. Associate Graduates include 3 full academic years plus these graduation dates = '072012', '082012', so this includes the next 2 months of July and August.
4. AC Graduates include 4 full academic years plus these graduation dates = '072013', '082013', '092013', '102013', '112013', '122013', so this is through the next Fall term.
5. Baccalaureate Graduates include 6 full academic years plus these graduation dates = '072015', '082015', so this includes the next 2 months of July and August.
6. Counts of less than 10 are not shown due to FERPA.

**ANNUAL REPORT ON PRODUCTIVITY OF
 RECENTLY APPROVED PROGRAMS**

The attachments reflect the number of graduates for the new programs and also identify programs that are on track to meet the viability standards.

- Attachment 4-A New Program Productivity for Degree Levels 05-18
- Attachment 4-B New Program Productivity for Degree Levels 01-04

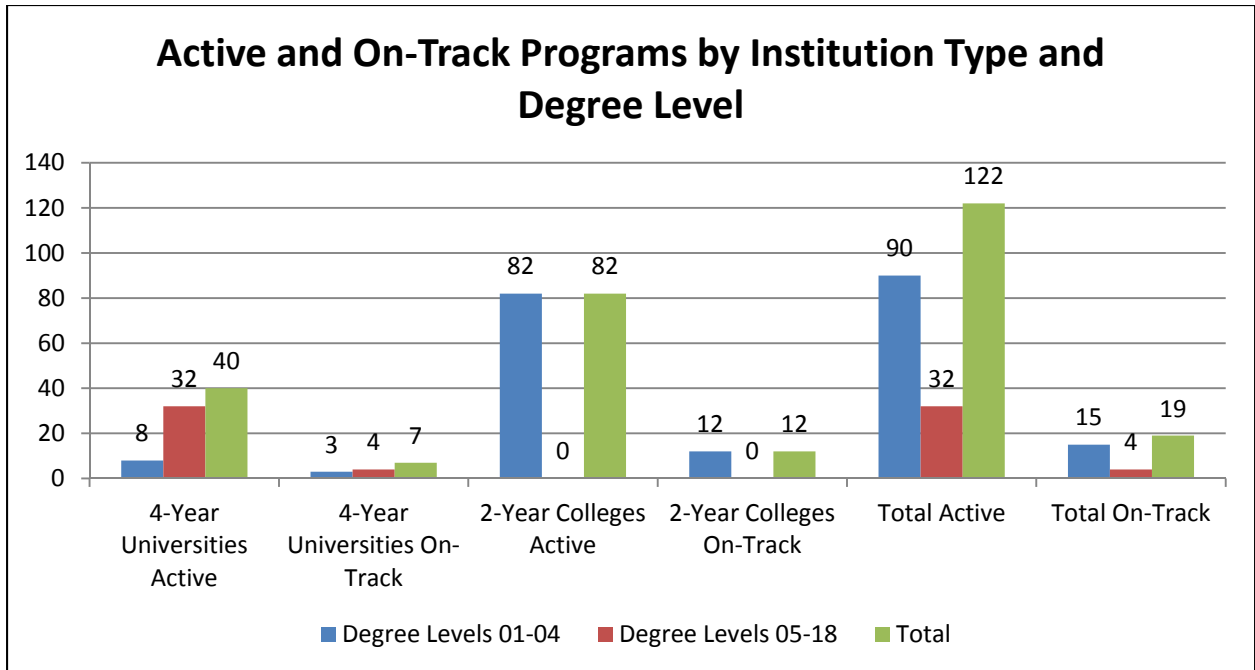
This report is a snapshot of the productivity of certificate and associate programs approved in 2008-09 and bachelor's degrees approved in 2006-07. The new programs listed on the following pages are required to meet the following AHECB Viability Standards by 2013.

This agenda item summarizes degree productivity for:

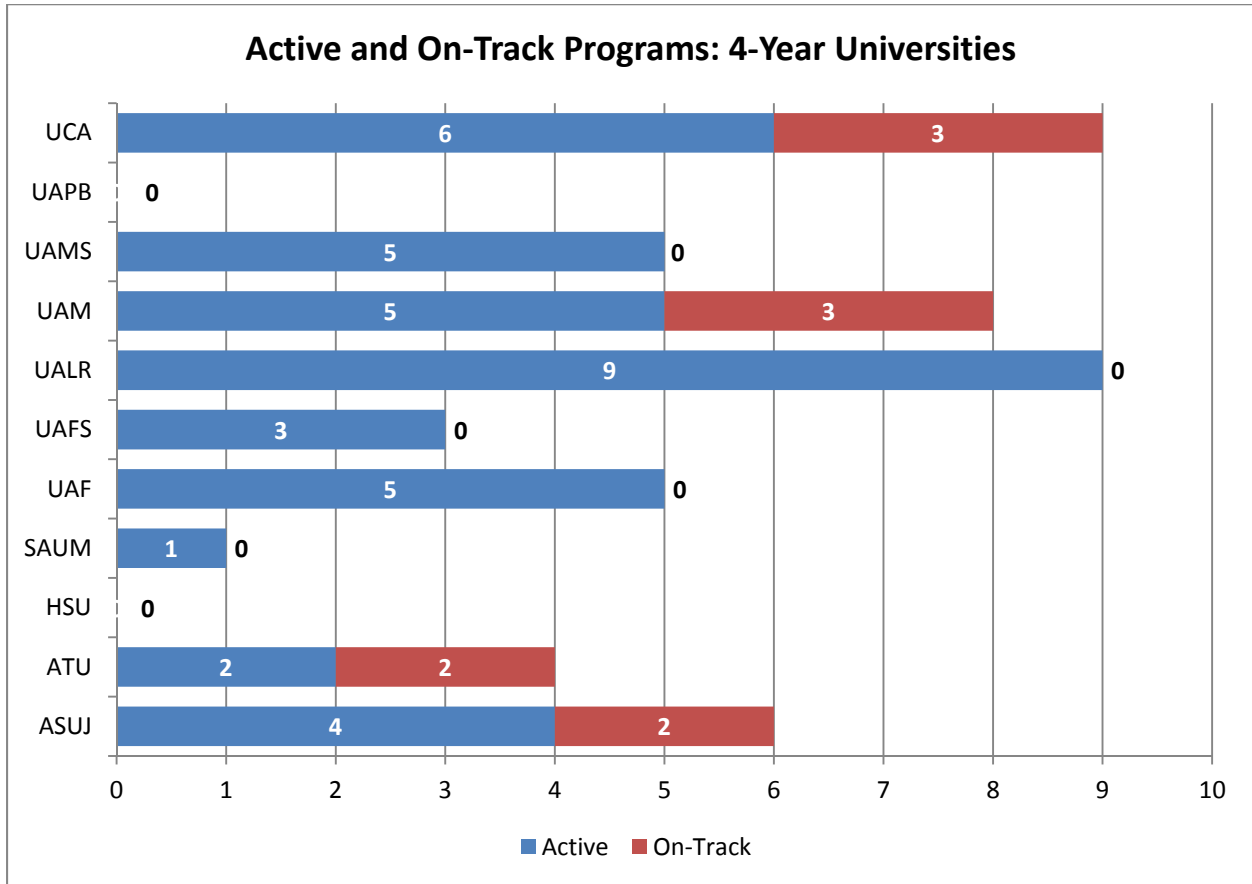
- Baccalaureate and Graduate programs approved between July 1, 2005 and June 30, 2006 (Academic Year 2006); and
- Associate and Certificate programs approved between July 1, 2007 and June 30, 2008 (Academic Year 2008).

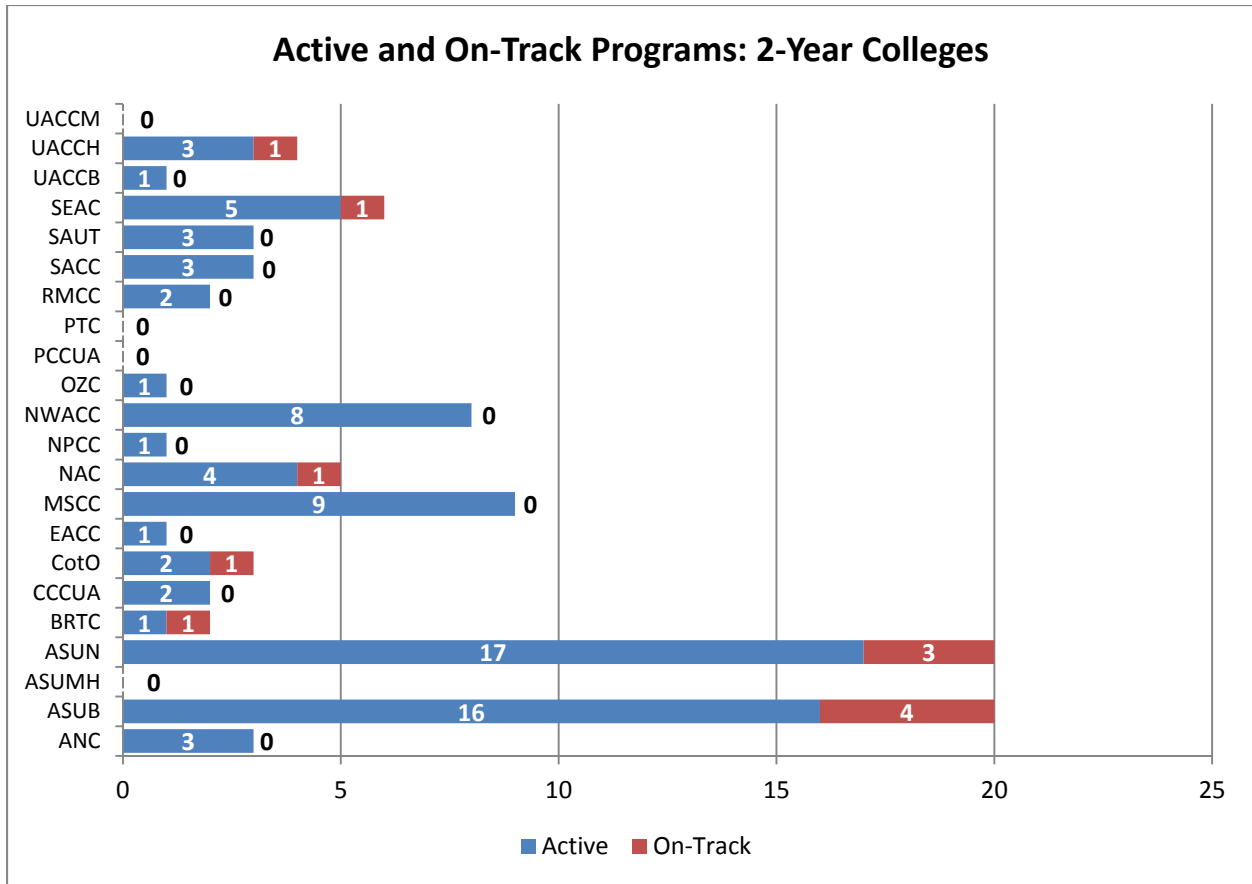
The table below summarizes the total number of new programs remaining active and identifies their productivity performance as being on track to meet viability standards.

Active and On-Track Programs						
New Programs	Certificate and Associate		Bachelor's, Graduate, Professional		Total	
	Number	Percent	Number	Percent	Number	Percent
All Active Programs	90	73.8%	32	26.2%	122	100.0%
Program On-Track to Meet Standard	18	14.8%	4	3.3%	22	18.0%



The graph below shows the total number of new programs remaining active (blue) and the number of new programs that are on track to meet the performance standard (red).





Because programs need time to develop and produce graduates, productivity for certificate and associate programs are measured **three years** after approval, while baccalaureate and higher programs are measured **five years** after approval.

AHECB Program Viability Standards	
<i>Graduates Over a Three-Year Period</i>	
Degree Level	Standard
01 Certificate of Proficiency	12
02 Technical Certificate	
03 Associate Degree (AAS Only)	
03 Associate Degree (AA, AS, and AAT)	18
<i>Graduates Over a Five-Year Period</i>	
05 Bachelor Degrees	18
05 Bachelor Degrees (in science, mathematics, engineering, foreign languages, middle school education, and secondary education programs for licensure in science and mathematics)	12
07 Master's Degree	12
08 Specialist	12
17 Doctoral Degrees: Research/Scholarship	6
18 Doctoral Degrees: Professional Practice (First Professional)	12

Degree Productivity for New Programs by Academic Year and Institution

Academic Year = 2007 (2006-07-01 - 2007-06-30)

Productivity Years = 2008, 2009, and 2010 || Degree Level = B: Baccalaureate and Above (Codes 05-19).

#	IT	Institution	FICE	Degree Level	Award	Degree Code	Most Recent CIP Codes	Status	Most Recent Program Name	Effective Date	Approval Date	Changed Status	Grads AY2008	Grads AY2009	Grads AY2010	Grads AY2011	Grads AY2012	Totals	Avg.	On-Track to Meet Std.
1	1	ASUJ	001090	06	GC	5750	13.1102	A	Student Affairs	8/4/2006	8/4/2006		0	0	1	0	0	1	0.2	
2	1	ATU	001089	05	BS	5285	11.0103	A	Information Technology	8/1/2006	2/3/2006		8	14	13	21	18	74	14.8	Y
3	1	SAUM	001107	05	BFA	1251	50.0702	A	Art and Design	9/1/2006	2/3/2006		2	4	1	9	7	23	4.6	
4	1	UAF	001108	05	BSA	3451	01.0603	A	Horticulture, Landscape and Turf Sciences	9/1/2006	3/2/2006		12	9	11	12	13	57	11.4	
5	1	UAF	001108	06	GC	5551	13.0404	A	District-Level AdministrationDistrict-Level Administrator	1/1/2007	4/27/2007		0	0	0	1	0	1	0.2	
6	1	UAF	001108	06	GC	5552	13.0404	A	Building-Level AdministrationBuilding-Level Administrator	1/1/2007	4/27/2007		1	0	1	2	2	6	1.2	
7	1	UAF	001108	08	PMC	5551	13.0404	A	District-Level AdministrationDistrict-Level Administrator	1/1/2007	4/27/2007		0	0	0	1	0	1	0.2	
8	1	UAF	001108	08	PMC	5552	13.0404	A	Building-Level AdministrationBuilding-Level Administrator	1/1/2007	4/27/2007		1	0	1	2	2	6	1.2	
9	1	UAFS	001110	05	BA	1800	16.0905	A	Spanish	8/1/2006	4/28/2006		1	0	1	4	2	8	1.6	
10	1	UAFS	001110	05	BS	2860	52.1401	A	Marketing	1/1/2007	2/2/2007	P(2013)	22	23	0	0	0	45	9.0	
11	1	UAFS	001110	05	BS	3200	13.1330	A	Spanish	8/1/2006	4/28/2006		0	1	1	1	2	5	1.0	
12	1	UALR	001101	05	BAT	1876	30.9999	A	Applied Technology	8/4/2006	8/4/2006		0	0	0	1	0	1	0.2	
13	1	UALR	001101	06	GC	3500	52.1601	A	Taxation	8/4/2006	8/4/2006		7	13	6	5	1	32	6.4	
14	1	UALR	001101	06	GC	3510	52.0301	A	Accountancy	8/4/2006	8/4/2006		5	11	10	2	2	30	6.0	
15	1	UALR	001101	06	GC	4245	14.2701	A	Systems Engineering	9/1/2006	4/28/2006		1	0	1	1	1	4	0.8	
16	1	UALR	001101	06	GC	7600	40.0699	A	Geospatial TechnologyGeospatial Technology	1/1/2007	10/27/2006		2	3	1	4	3	13	2.6	
17	1	UALR	001101	06	PBC	4417	15.1001	A	Construction Management	9/1/2006	4/28/2006	D(2013)	0	0	0	0	0	0	-	
18	1	UALR	001101	07	MS	0107	11.0199	A	Information Quality	8/1/2006	4/28/2006		5	10	17	14	9	55	11.0	
19	1	UALR	001101	07	MS	6273	51.0000	A	Health SciencesHealth, Human Performance and Sport Management	8/4/2006	8/4/2006		2	1	11	6	9	29	5.8	
20	1	UALR	001101	18	JD/MPS	5300	22.0101	A	Law/Public Service	1/1/2007	2/2/2007		0	0	0	0	0	0	-	
21	1	UAM	001085	06	GC	7005	13.1001	A	Special EducationSpecial Education - Instructional Specialist, P - 4	1/1/2007	2/2/2007		0	0	0	0	0	0	-	
22	1	UAMS	001109	06	GC	6385	30.0101	A	Clinical and Translational Science	6/1/2007	4/27/2007		0	0	9	3	5	17	3.4	
23	1	UAMS	001109	07	MHSA	5950	51.0701	A	Health Services Administration	9/1/2006	7/29/2005		13	9	8	13	11	54	10.8	
24	1	UAMS	001109	07	MPH/MPS	6280	51.2201	A	Public Health / Public ServicesPublic Health/Public Services	6/1/2007	4/27/2007		0	0	0	0	0	0	-	
25	1	UAMS	001109	07	MS	2375	51.0911	A	Imaging Sciences	9/1/2006	2/4/2005		2	5	7	9	5	28	5.6	
26	1	UAMS	001109	17	PHD	7960	51.2299	A	Health Promotion and Prevention Research	6/1/2007	10/27/2006		0	0	0	1	1	2	0.4	
27	1	UCA	001092	05	BA	1540	30.2001	A	International Studies	1/1/2007	10/27/2006		4	11	11	16	18	60	12.0	Y
28	1	UCA	001092	05	BA	2867	09.0401 50.0602	A	Digital Filmmaking	8/4/2006	8/4/2006		8	20	11	6	27	72	14.4	Y
29	1	UCA	001092	05	BS	2866	09.0401 50.0602	A	Digital Filmmaking	8/4/2006	8/4/2006		7	6	5	10	5	33	6.6	
30	1	UCA	001092	06	GC	6575	05.9999	A	Diverse Literatures	9/1/2006	4/28/2006	P(2013)	0	0	0	0	0	0	-	
31	1	UCA	001092	07	MAT	5543	13.1299	A	Teaching	8/4/2006	8/4/2006		29	69	83	79	83	343	68.6	Y
32	1	UCA	001092	07	MS	6090	27.0301	A	Applied Mathematics	8/1/2006	4/28/2006		2	5	7	2	6	22	4.4	

Codes

Degree Level: 00 = Undeclared, 01 = Certificate of Proficiency, 02 = Technical Certificate, 03 = Associate Degree, 04 = Advanced Certificate, 05 = Baccalaureate Degree, 06 = Post-Baccalaureate Certificate, 07 = Master's Degree, 08 = Specialist Degree, 09 = Doctoral Degree, 10 = First Professional Degree, 11 = Post-First Professional Certificate, and 12 = Post-First Professional Degree.

Program Status: A = Active, D = Discontinued, I = Inactive, and P = Phase Out.

Degree Productivity for New Programs by Academic Year and Institution

Academic Year = 2009 (2008-07-01 - 2009-06-30)

Productivity Years = 2010, 2011, and 2012 || Degree Level = A: Associate, ATC, and Lower (Codes 01-04).

#	IT	Institution	FICE	Degree Level	Award	Degree Code	Most Recent CIP Codes	Status	Most Recent Program Name	Effective Date	Approval Date	Changed Status	Grads AY2010	Grads AY2011	Grads AY2012	Totals	Avg.	On-Track to Meet Std.
1	1	ASUJ	001090	02	TC	2130	13.1401	A	Teaching English as a Second Language	9/1/2008	10/14/2008	D(2013)	0	0	0	0	-	
2	1	ASUJ	001090	03	AA	3240	24.0101	A	General Education	9/1/2008	7/25/2008		22	63	33	118	39.3	Y
3	1	ASUJ	001090	03	AS	3241	24.0101	A	General Education	9/1/2008	7/25/2008		190	348	260	798	266.0	Y
4	1	ATU	001089	03	AAS	0750	51.0806	A	Physical Therapy Assistant	9/1/2008	4/25/2008		17	22	21	60	20.0	Y
5	1	UAM	001085	01	CP	1470	47.0303	A	Industrial Equipment Repair	9/1/2008	7/25/2008		21	25	19	65	21.7	Y
6	1	UAM	001085	01	CP	1472	47.0104	A	Computer Repair and Networking	9/1/2008	7/25/2008		5	4	4	13	4.3	
7	1	UAM	001085	01	CP	1517	51.0712	A	Healthcare Office Skills	9/1/2008	7/25/2008		23	36	37	96	32.0	Y
8	1	UAM	001085	02	TC	2510	51.0707	A	Health Information Technology	9/1/2008	7/25/2008		22	29	36	87	29.0	Y
9	2	ANC	012860	03	AAS	0480	15.0503	A	Power Plant Technology	1/1/2009	4/25/2008		0	0	0	0	-	
10	2	ANC	012860	03	AAS	3520	52.0401	A	Office Technology	9/1/2008	7/25/2008		0	10	6	16	5.3	
11	2	ANC	012860	03	AAS	3521	52.0101	A	Computer Information Systems	9/1/2008	7/25/2008		0	5	0	5	1.7	
12	2	ASUB	001091	01	CP	0108	43.0107	A	Wildlife Enforcement	9/1/2008	4/25/2008		1	6	2	9	3.0	
13	2	ASUB	001091	01	CP	0385	43.0103	A	Law Enforcement	9/1/2008	4/25/2008		20	6	8	34	11.3	
14	2	ASUB	001091	01	CP	0490	43.0103	A	Criminal Investigation Science	9/1/2008	4/25/2008		0	0	0	0	-	
15	2	ASUB	001091	01	CP	1460	47.0604	A	Automotive Technology	9/1/2008	7/25/2008		22	19	22	63	21.0	Y
16	2	ASUB	001091	01	CP	1470	47.0201	A	Air Conditioning	9/1/2008	7/25/2008		10	6	4	20	6.7	
17	2	ASUB	001091	01	CP	1471	47.0105	A	Industrial Electronics	9/1/2008	7/25/2008		6	0	0	6	2.0	
18	2	ASUB	001091	01	CP	1473	47.0603	A	Auto Body Repair	9/1/2008	7/25/2008		22	13	15	50	16.7	Y
19	2	ASUB	001091	01	CP	1476	47.0605	A	Diesel Technology	9/1/2008	7/25/2008		10	0	13	23	7.7	
20	2	ASUB	001091	01	CP	1482	48.0501	A	Computerized Machining Technology	9/1/2008	7/25/2008		10	6	17	33	11.0	
21	2	ASUB	001091	01	CP	3501	15.1202	A	Computer Fundamentals	9/1/2008	4/25/2008		23	28	27	78	26.0	Y
22	2	ASUB	001091	01	CP	3502	15.1202	A	Computer & Networking Fundamentals	9/1/2008	4/25/2008		4	4	6	14	4.7	
23	2	ASUB	001091	01	CP	4487	15.1301	A	2-D Mechanical CAD Drafting	9/1/2008	4/25/2008		27	31	11	69	23.0	Y
24	2	ASUB	001091	01	CP	4866	43.0102	A	Community Corrections	9/1/2008	4/25/2008		0	1	0	1	0.3	
25	2	ASUB	001091	02	TC	2520	52.0701	A	Entrepreneurship	1/1/2009	7/25/2008		0	0	0	0	-	
26	2	ASUB	001091	02	TC	3430	43.0107	A	Wildlife Enforcement	1/1/2009			1	1	0	2	0.7	
27	2	ASUB	001091	03	AFA	1600	50.0901	A	Fine Arts/Music	9/1/2008	2/1/2008		2	5	11	18	6.0	
28	2	ASUN	011949	01	CP	1480	48.0508	A	Welding	9/1/2008	7/25/2008		1	6	7	14	4.7	
29	2	ASUN	011949	01	CP	1510	51.1009	A	Phlebotomy	9/1/2008	7/25/2008		32	40	46	118	39.3	Y
30	2	ASUN	011949	01	CP	1515	51.0904	A	Emergency Medical Technician	9/1/2008	7/25/2008		12	12	22	46	15.3	Y
31	2	ASUN	011949	02	TC	2120	12.0401	A	Cosmetology	9/1/2008	7/25/2008		13	16	10	39	13.0	Y
32	2	ASUN	011949	02	TC	2121	12.0413	A	Cosmetology Instructor Trainee	9/1/2008	7/25/2008		1	0	0	1	0.3	
33	2	ASUN	011949	02	TC	2151	15.1202	A	Computer Networking Technology	9/1/2008	7/25/2008		0	0	0	0	-	
34	2	ASUN	011949	02	TC	2470	47.0103	A	Telecommunications	9/1/2008	7/25/2008		14	9	6	29	9.7	
35	2	ASUN	011949	02	TC	2471	47.0603	A	Collision Repair and Refinishing Technology	9/1/2008	7/25/2008		6	5	4	15	5.0	
36	2	ASUN	011949	02	TC	2472	47.0201	A	Energy Control Technology	9/1/2008	7/25/2008		3	3	14	20	6.7	
37	2	ASUN	011949	02	TC	2475	47.0604	A	Automotive Service Technology	9/1/2008	7/25/2008		2	7	7	16	5.3	
38	2	ASUN	011949	02	TC	2510	51.0904	A	Paramedic	9/1/2008	7/25/2008	D(2013)	0	0	0	0	-	
39	2	ASUN	011949	02	TC	2520	52.0401	A	Business Technology	9/1/2008	7/25/2008		6	5	20	31	10.3	
40	2	ASUN	011949	03	AAS	3151	15.1202	A	Computer Networking Technology	9/1/2008	7/25/2008		3	9	7	19	6.3	
41	2	ASUN	011949	03	AAS	3470	47.0603	A	Collision Repair and Refinishing Technology	9/1/2008	7/25/2008		4	0	2	6	2.0	
42	2	ASUN	011949	03	AAS	3471	47.0604	A	Automotive Service Technology	9/1/2008	7/25/2008		1	0	5	6	2.0	
43	2	ASUN	011949	03	AAS	3472	47.0201	A	Energy Control Technology	9/1/2008	7/25/2008		11	6	10	27	9.0	
44	2	ASUN	011949	03	AAS	3510	51.0904	A	Paramedic	9/1/2008	7/25/2008	D(2013)	0	0	0	0	-	
45	2	BRTC	020522	02	TC	2710	51.0000	A	Health Professions	8/1/2008	2/1/2008		48	31	47	126	42.0	Y
46	2	CCCUA	022209	01	CP	1460	46.0201	A	Framing	1/1/2009	10/14/2008		7	5	1	13	4.3	
47	2	CCCUA	022209	02	TC	2000	01.0000	A	Agriculture	9/1/2008	7/25/2008		0	0	2	2	0.7	
48	2	CotO	009976	01	CP	1707	51.0712	A	Medical Terminology	9/1/2008	4/25/2008		12	55	3	70	23.3	Y
49	2	CotO	009976	02	TC	2120	12.0413	A	Cosmetology Instructor	1/1/2009	1/1/2009		1	1	0	2	0.7	
50	2	EACC	012260	02	TC	2520	52.0701	A	Entrepreneurship	9/1/2008	7/25/2008		0	0	0	0	-	

#	IT	Institution	FICE	Degree Level	Award	Degree Code	Most Recent CIP Codes	Status	Most Recent Program Name	Effective Date	Approval Date	Changed Status	Grads AY2010	Grads AY2011	Grads AY2012	Totals	Avg.	On-Track to Meet Std.
51	2	MSSC	023482	01	CP	1151	15.0613	A	Computer Numerical Control Machine Operator	9/1/2008	4/1/2008		0	0	0	0	-	
52	2	MSSC	023482	01	CP	1405	48.0501	A	Machine-Technology-Machinist I	6/1/2009	4/24/2009		4	8	4	16	5.3	
53	2	MSSC	023482	01	CP	1480	48.0503	A	Machine-Technology-Machinist Attendant	6/1/2009	4/24/2009		13	9	8	30	10.0	
54	2	MSSC	023482	01	CP	1485	48.0508	A	Certification WeldingWelding Technology	1/1/2009	1/30/2009	D(2013)	0	0	8	8	2.7	
55	2	MSSC	023482	01	CP	1520	52.0203	A	Warehousing and Distribution Center Operations	9/1/2008	7/25/2008	I(2013)	0	5	0	5	1.7	
56	2	MSSC	023482	01	CP	4720	48.0503	A	Computer Numerical Control Machine Operator	9/1/2008	4/25/2008	D(2013)	0	0	0	0	-	
57	2	MSSC	023482	02	TC	2510	51.0805	A	Pharmacy Technician	1/1/2009	7/25/2008		0	0	7	7	2.3	
58	2	MSSC	023482	03	AAS	3510	51.0801	A	Medical Assistant	1/1/2009	7/25/2008		0	11	9	20	6.7	
59	2	MSSC	023482	03	AAS	3511	51.0908	A	Respiratory Care	1/1/2009	7/25/2008		0	0	0	0	-	
60	2	NAC	012261	01	CP	0181	11.0201	A	Applied Programming	9/1/2008	4/25/2008		0	0	1	1	0.3	
61	2	NAC	012261	01	CP	0182	11.0201	A	Software Development	9/1/2008	4/25/2008		6	2	1	9	3.0	
62	2	NAC	012261	01	CP	1510	51.1614	A	Nursing Assistant	9/1/2008	7/25/2008		20	20	1	41	13.7	Y
63	2	NAC	012261	02	TC	2510	51.0904	A	Paramedic	9/1/2008	7/25/2008		1	1	1	3	1.0	
64	2	NPCC	012105	01	CP	1511	51.1614	A	Nursing Assistant	1/1/2009	1/1/2009		14	0	0	14	4.7	
65	2	NWACC	030633	01	CP	1500	52.1601	A	Tax Specialist	9/1/2008	4/25/2008		6	0	0	6	2.0	
66	2	NWACC	030633	01	CP	2415	3.0104	A	Environmental Management / GIS Technician	9/1/2008	4/25/2008		0	4	2	6	2.0	
67	2	NWACC	030633	02	TC	2045	52.0302	A	Accounting Technology	9/1/2008	4/25/2008		0	0	1	1	0.3	
68	2	NWACC	030633	02	TC	2300	52.0101	A	Business Management	9/1/2008	4/25/2008		5	3	13	21	7.0	
69	2	NWACC	030633	02	TC	2510	51.0601	A	Dental Assisting	9/1/2008	7/25/2008		0	7	14	21	7.0	
70	2	NWACC	030633	02	TC	2520	52.0701	A	Entrepreneurship	9/1/2008	7/25/2008		1	0	0	1	0.3	
71	2	NWACC	030633	02	TC	2621	52.0203	A	Logistics Management	9/1/2008	4/25/2008		0	0	1	1	0.3	
72	2	NWACC	030633	02	TC	2970	52.0101	A	General Business	9/1/2008	4/25/2008		0	1	3	4	1.3	
73	2	OZC	020870	01	CP	1240	24.0101	A	Entrepreneurship for Artisans	1/1/2009	7/25/2008		0	1	1	2	0.7	
74	2	RMCC	021111	01	CP	1685	48.0507	A	Machine Tool Technology	9/1/2008	4/25/2008		1	0	0	1	0.3	
75	2	RMCC	021111	02	TC	2520	52.0407	A	Database Applications	1/1/2009	1/30/2009		0	2	2	4	1.3	
76	2	SACC	020746	01	CP	1430	43.0107	A	Criminal Justice	1/1/2009	1/30/2009		4	5	17	26	8.7	
77	2	SACC	020746	01	CP	1431	43.0107	A	Law Enforcement	1/1/2009	1/30/2009		10	4	19	33	11.0	
78	2	SACC	020746	03	AAS	3510	51.0908	A	Respiratory Therapy	9/1/2008	7/25/2008		0	0	4	4	1.3	
79	2	SAUT	007738	02	TC	2520	52.0701	A	Entrepreneurship	9/1/2008	7/25/2008		0	0	0	0	-	
80	2	SAUT	007738	02	TC	4340	47.0604	A	Automotive Technology	9/1/2008	4/25/2008	D(2013)I(2012)	0	0	0	0	-	
81	2	SAUT	007738	03	AAS	3521	52.1201	A	Computer Information Systems Technology	9/1/2008	4/25/2008		8	2	10	20	6.7	
82	2	SEAC	005707	02	TC	2273	51.0000	A	Health Sciences	9/1/2008	4/25/2008	I(2013)	57	59	109	225	75.0	Y
83	2	SEAC	005707	02	TC	2380	52.1201	A	Computer Information Systems	9/1/2008	4/25/2008		1	3	6	10	3.3	
84	2	SEAC	005707	02	TC	2520	52.0701	A	Entrepreneurship	11/1/2008	10/14/2008		0	0	0	0	-	
85	2	SEAC	005707	03	AAS	3363	52.1201	A	Computer Information Systems Technology	9/1/2008	4/25/2008		1	3	5	9	3.0	
86	2	SEAC	005707	03	AAS	3490	43.9999	A	Emergency Administration & Management	9/1/2008	2/1/2008		1	1	1	3	1.0	
87	2	UACCB	020735	02	TC	2520	52.0701	A	Entrepreneurship	1/1/2009	7/25/2008		0	0	0	0	-	
88	2	UACCH	005732	03	AAS	0387	43.0106	A	Crime Scene Investigation	6/1/2009	4/24/2009		0	0	0	0	-	
89	2	UACCH	005732	03	AAS	0391	43.0103	A	Law Enforcement Administration	6/1/2009	4/24/2009		0	0	0	0	-	
90	2	UACCH	005732	03	AAS	3150	15.0303	A	Power Plant Technology	6/1/2009	4/24/2009		0	44	23	67	22.3	Y

Codes
Degree Level: 00 = Undeclared, 01 = Certificate of Proficiency, 02 = Technical Certificate, 03 = Associate Degree, 04 = Advanced Certificate, 05 = Baccalaureate Degree, 06 = Post-Baccalaureate Certificate, 07 = Master's Degree, 08 = Specialist Degree, 09 = Doctoral Degree, 10 = First Professional Degree, 11 = Post-First Professional Certificate, and 12 = Post-First Professional Degree.
Program Status: A = Active, D = Discontinued, I = Inactive, and P = Phase Out.