

*Asa Hutchinson*  
Governor

*Maria Markham, Ph.D.*  
Director

*Dr. Charles Allen*  
AHECB Chair

# ARKANSAS HIGHER EDUCATION COORDINATING BOARD

## SPECIAL MEETING

JULY 26, 2018



---

**Arkansas Department of Higher Education**

423 Main Street, Suite 400 | Little Rock, AR 72201 | (501) 371-2000

**ARKANSAS HIGHER EDUCATION COORDINATING BOARD  
SPECIAL MEETING**

**Thursday, July 26, 2018  
4:00 p.m.**

**University of Arkansas, Fayetteville**

**AGENDA**

1. Report on College-Going Rate (Ms. Sonia Hazelwood)
2. Report on Annual Review of Faculty Performance (Dr. Jessie Walker)
3. Report on Academic Program Review 2016-2018 (Dr. Walker)
4. Report on Academic Program Review and Program Viability (Dr. Walker)

## REPORT ON THE COLLEGE-GOING RATE OF PUBLIC SCHOOL GRADUATES

---

Attachment 1-A	College-Going Rate by Institution
Attachment 1-B	College-Going Rate History
Attachment 1-C	NCES (National Center for Education Statistics)
Attachment 1-D	College-Going Rate by Race/Ethnicity and Gender
Attachment 1-E	College-Going Rate by County
Attachment 1-F	College-Going Rate by High School District
Attachment 1-G	Recently Graduated Public High School Students: Where They Attend College

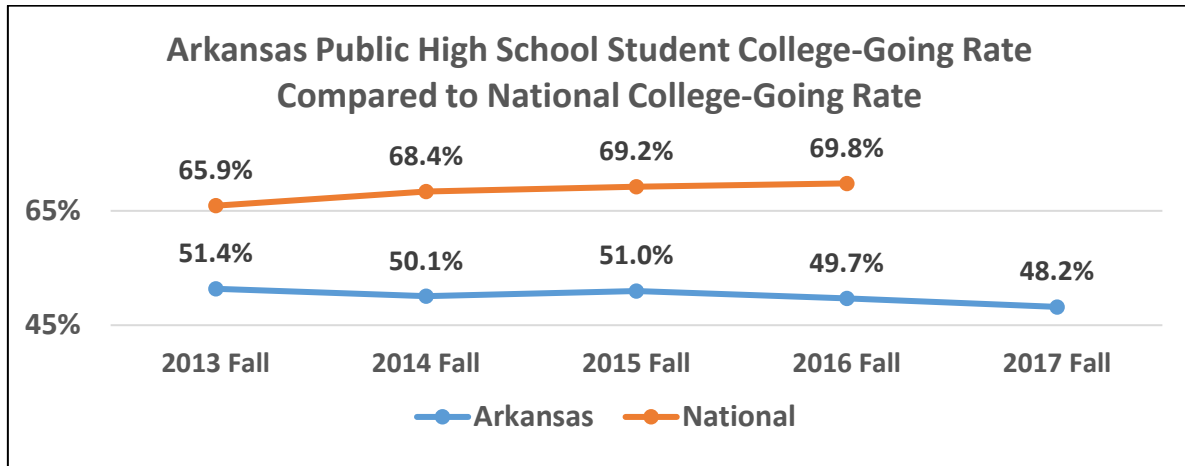
The college-going rate measures the proportion of students enrolling in postsecondary education in the fall semester after finishing high school, in most cases, immediately after high school. Since most students enrolling in postsecondary education do so immediately after completing high school, the college-going rate is an indicator of the total proportion that will or did enroll in postsecondary education. The percentage, therefore, reflects the accessibility of higher education as well as students' assessment of the value of attending college when compared to working, entering the military or following other pursuits.

This methodology began with the 2010 Fall College-Going Rate report. It focuses on students who (1) graduated from an Arkansas public school district in Academic Year 2016-17, (2) are first-time entering students in the 2017 Fall term, and (3) are Arkansas residents. This methodology more closely follows that used by the National Center for Education Statistics (NCES). However, there are three (3) differences:

- NCES filters by the age range of 16-24. ADHE ignores age but focuses on high school graduates from the previous year as most all high school graduates are between the ages of 16 and 24;
- NCES includes GED students as their report is based on a survey. ADHE does not have data on annual graduating classes of GED students, therefore, GED students are excluded; and
- Since the NCES report is a survey, it may include private high schools and home schooled students. ADHE has no data on annual graduating classes of private high schools or home schooled students.

ADHE obtains data on graduating classes of Arkansas public high schools from the Arkansas Department of Education. **Therefore, the College-Going Rate calculation is for Arkansas public high school graduates only.**

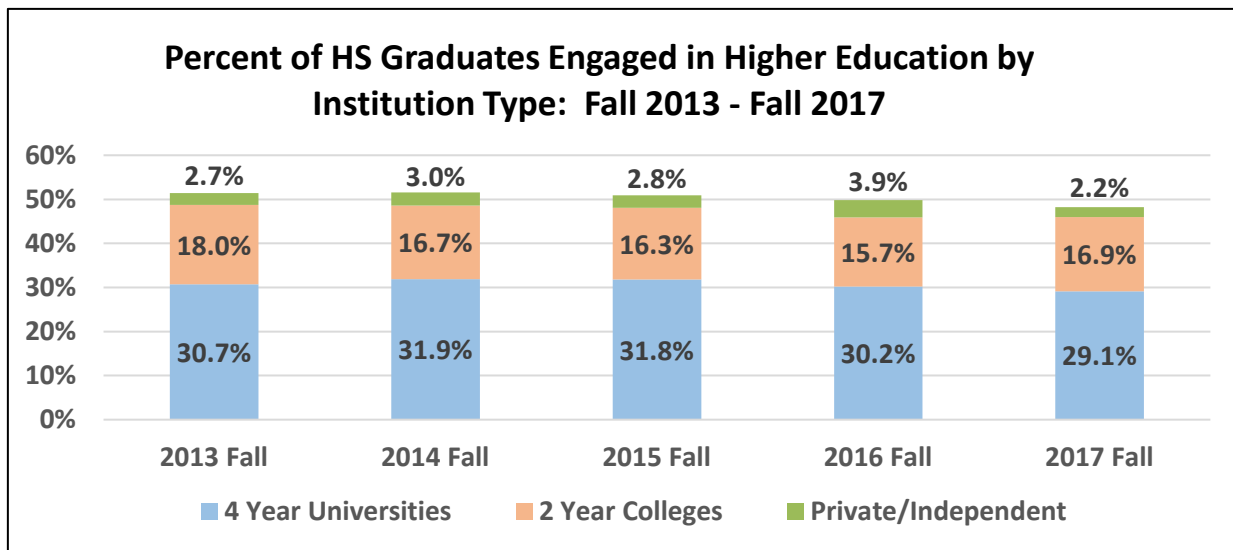
The public high school student college-going rate for all Arkansas **public and independent institutions** for the 2017 Fall term was **48.2 percent**. This represents a decrease of 1.5 percentage points from the previous fall term.



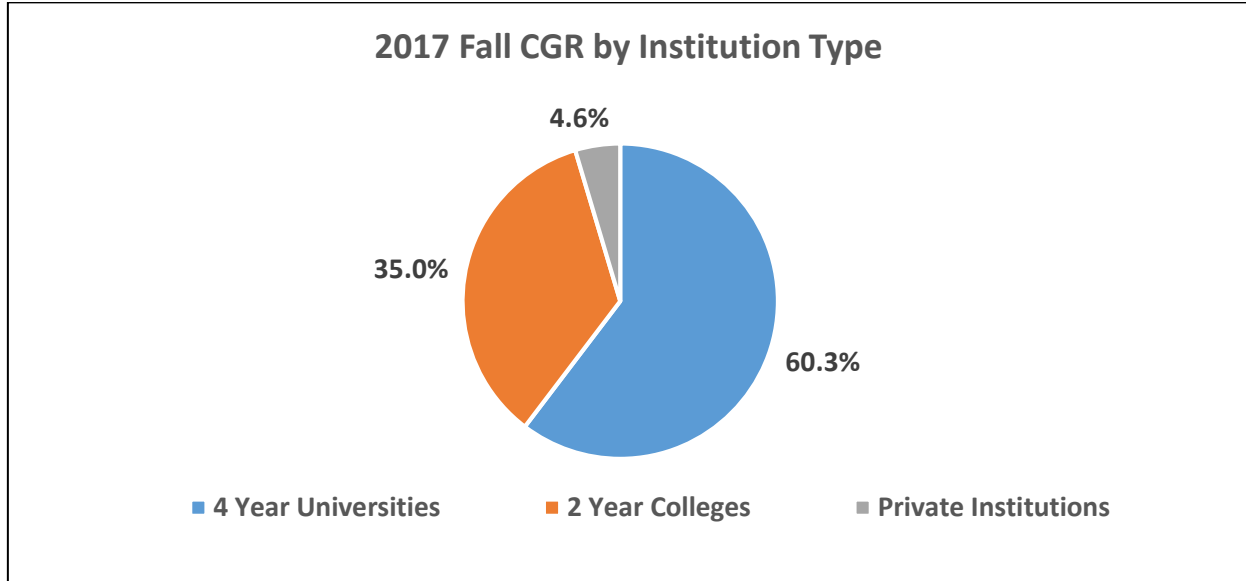
Arkansas experienced a 3.2% decrease (from 51.4% to 48.2%) in the College-Going Rate of public high school graduates over the past five years.

Term	Public HS Graduates	Those Entering College	CGR
2013 Fall	29,714	15,263	51.4%
2014 Fall	30,800	15,419	50.1%
2015 Fall	30,370	15,479	51.0%
2016 Fall	30,152	14,984	49.7%
2017 Fall	31,315	15,094	48.2%

Over five years, the share of CGR students at 4-Year Universities decreased from 30.7 percent (2013) to 29.1 percent. The share of CGR students at 2-Year Colleges has decreased from 18.0 percent (2013) to 16.9 percent. The share of CGR students at Private/Independent Institutions has decreased from 2.7 percent to 2.2 percent.



Of all CGR students (2017 public high school graduates), the majority enrolled in public 4-Year Universities. These represent a decrease of 0.5% for 4-Year Universities, an increase of 3.4% for 2-Year Colleges, and a decrease of 3.2% for Private/Independent institutions from last year's CGR by Institution Type.



**Gender:** As shown below, females go to college at higher rates than males.

Gender	2016-17 HS Graduates	College Going Rate	
		First-Time Students	Percent
Male	15,555	6,577	42.3%
Female	15,760	8,515	54.0%

**Race/Ethnicity:** As shown below, White and Asian student populations have the highest college-going rates.

Race/Ethnicity	2016-17 HS Graduates	College Going Rate	
		First-Time Students	Percent
Asian	550	295	53.6%
Black/African American	6,332	2,554	40.3%
Hispanic	3,375	1,334	39.5%
Native American/Alaskan Native	229	103	45.0%
Native Hawaiian/Pacific Islander	146	16	11.0%
Two or More Races	510	249	48.8%
White	20,173	10,541	52.3%

NOTE: This report does not include students attending college at out-of-state institutions that do not participate in the AHEIS/SISDB reporting system.

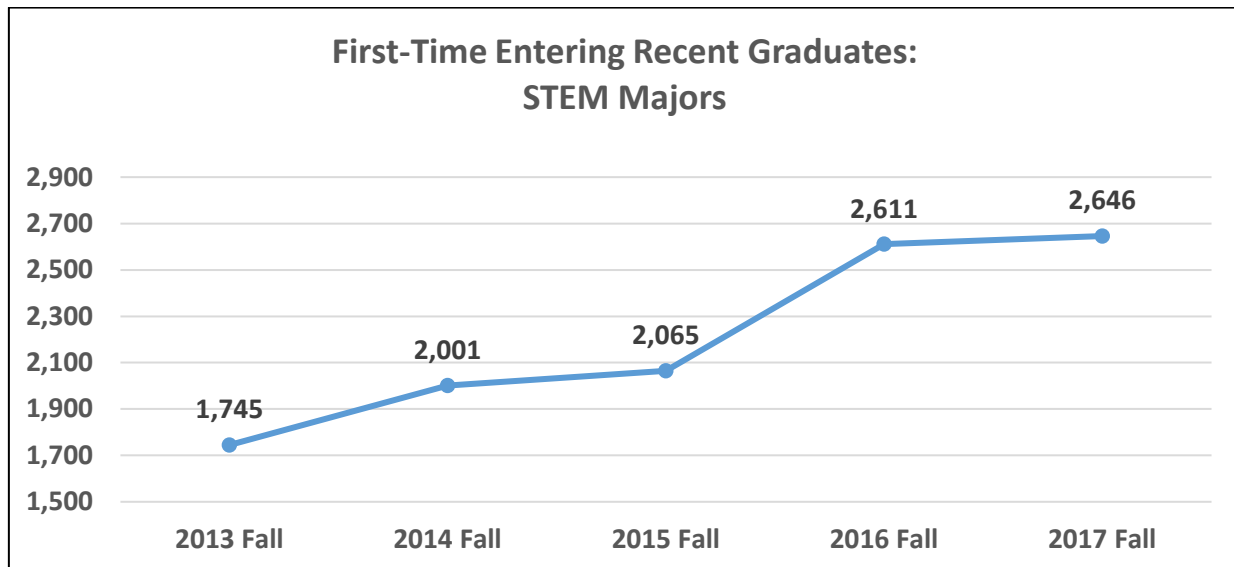
Per NCES<sup>1</sup>, students from the low and middle income groups do not go to college at rates comparable to students from the higher income group.

Income Group	2016
Low Income	65.4%
Middle Income	65.0%
High Income	82.5%
Total	69.8%

The below table shows the number of public high school graduates entering into their institution of choice for the 2017 Fall term. The top three 4-Year Universities were UAF, ATU, and UCA. The top three 2-Year Colleges were NWACC, PTC, and ASUB. The top three Private/Independent Institutions were OBU, HC, and LC.

<b>ASUJ</b>	<b>ATU</b>	<b>HSU</b>	<b>SAUM</b>	<b>UAF</b>	<b>UAFS</b>	<b>UALR</b>	<b>UAM</b>	<b>UAMS</b>	<b>UAPB</b>	<b>UCA</b>
1,062	1,413	457	584	1,999	817	550	443	FERPA	300	1,490
<b>ANC</b>	<b>ASUB</b>	<b>ASUMH</b>	<b>ASUMS</b>	<b>ASUN</b>	<b>BRTC</b>	<b>CCCUA</b>	<b>CotO</b>	<b>EACC</b>	<b>NAC</b>	<b>NPC</b>
153	628	142	116	278	199	208	99	93	319	304
<b>NWACC</b>	<b>OZC</b>	<b>PCCUA</b>	<b>SACC</b>	<b>SAUT</b>	<b>SEAC</b>	<b>UACCB</b>	<b>UACCH</b>	<b>UACCM</b>	<b>UACCRM</b>	<b>UAPTC</b>
851	99	127	108	150	131	197	174	358	66	493
<b>ABC</b>	<b>ACHE</b>	<b>CBC</b>	<b>CRC</b>	<b>EC</b>	<b>HC</b>	<b>HU</b>	<b>JBU</b>	<b>LC</b>	<b>OBU</b>	<b>PSC</b>
FERPA	FERPA	46	44	FERPA	152	FERPA	70	101	221	FERPA
<b>SC</b>	<b>UO</b>	<b>WBC</b>	<b>BHCLR</b>	<b>JSN</b>						
FERPA	63	FERPA	FERPA	FERPA						

The following graph illustrates the growth of first-time entering STEM majors who recently graduated from a public high school.



<sup>1</sup> National Center for Education Statistics, Digest of Education Statistics, 2016, Table 302.30: Percentage of recent high school completers enrolled in 2-year and 4-year colleges, by income level: 1975 through 2016.

While most institutions have students seeking STEM degrees, a few institutions attract the majority of STEM students. Shown below are the top six 4-Year Universities and 2-Year Colleges that attract the majority of new STEM students.

STEM Majors at 4-Year Universities					STEM Majors at 2-Year Colleges				
Inst.	Last 5 Years		2017 Fall		Inst.	Last 5 Years		2017 Fall	
	Number	Percent	Number	Percent		Number	Percent	Number	Percent
ATU	1939	18.7%	418	18.5%	NWACC	220	13.2%	40	10.5%
UAF	1723	16.6%	375	16.6%	UAPTC	215	12.9%	77	20.3%
UCA	1580	15.2%	341	15.1%	UACCM	211	12.7%	22	5.8%
ASUJ	1388	13.4%	242	10.7%	SAUT	155	9.3%	28	7.4%
UAFS	934	9.0%	211	9.3%	ASUB	142	8.5%	32	8.4%
HSU	736	7.1%	126	5.6%	NAC	120	7.2%	30	7.9%
<b>TOTAL</b>	<b>10364</b>	<b>100.0%</b>	<b>2263</b>	<b>100.0%</b>	<b>TOTAL</b>	<b>1667</b>	<b>100.0%</b>	<b>380</b>	<b>100.0%</b>

The following table shows that Arkansas is #11 out of 16 SREB states for the percentage of 18-24 year olds attending higher education institutions. Data for 2016 has yet to be published.

Percentage of 18- to 24-year-olds enrolled in degree-granting postsecondary institutions: 2015 SREB States Only		
State	Percent	Rank
United States	42.5	NA
Maryland	47.5	1
Delaware	47.2	2
Virginia	43.6	3
Florida	42.1	4
Alabama	41.5	5
West Virginia	40.8	6
Mississippi	40.5	7
West Virginia	39.8	8
South Carolina	39.6	9
Tennessee	39.4	10
<b>Arkansas</b>	<b>38.5</b>	<b>11</b>
Louisiana	38.0	12
Georgia	37.7	13
Kentucky	37.7	14
Texas	37.1	15
Oklahoma	36.8	16
Source: NCES, Digest of Education Statistics, Table 302.65.(12/16)		

ADHE Executive Staff recommends that the AHECB accept this report.

## **REPORT ON ANNUAL REVIEW OF FACULTY PERFORMANCE**

---

Arkansas Code Annotated §6-63-104 and Arkansas Higher Education Coordinating Board (AHECB) policy 5.5 require that each college and university conduct an annual performance review of faculty members. Pursuant to this statute, Arkansas Department of Higher Education (ADHE) staff is required to monitor the faculty evaluation processes adopted at public institutions, and make a report to the Coordinating Board and Legislative Council each year. Each institution must have on file with ADHE a plan detailing the procedures for faculty evaluation at each institution. Significant amendments to these plans are to be submitted for Board approval.

Institutions were required to submit a report to ADHE that describes the process followed during the 2017-2018 academic year. Those reports are summarized below.

### **Faculty Performance Review Activities**

Faculty performance was assessed using a variety of methods including assessment by students, classroom visits by administrators, peer review, and self-evaluation activities. Findings were shared with faculty members being evaluated and, when appropriate, an improvement plan was jointly developed between the faculty member and the administrator who conducted the evaluation. Evaluation methods and timeframes of the process varied among institutions. All teaching faculty members including teaching assistants as well as full-time, part-time, adjunct, and visiting faculty were evaluated.

### **Institutional Monitoring of the Evaluation Process**

Administrators at various levels were responsible for oversight of the evaluation process. Results, whether related to faculty performance or to the effectiveness of the process, were monitored and appropriate actions were taken. Evaluation results provided the basis for personnel promotion, merit salary increases, and reappointment decisions.

### **Notable Findings**

Based on established faculty review processes, the performance of most faculty members exceeded satisfactory standards. The process itself was seen as a valuable tool for identifying procedural improvements for improved faculty performance and satisfaction.



**Plans Developed as a Result of These Findings**

Specific remedial or disciplinary actions were taken as a result of performance deficiencies revealed by the evaluation process. Most often, this involved the development of professional improvement plans. In addition, changes in institutional process have been addressed when warranted.

**Overall Sense of Satisfaction Concerning the Faculty Performance Review**

Appropriate stakeholders were involved in the formulation of the institution's faculty performance evaluation plan. Most faculty members viewed the process as a useful tool for providing continuous assessment and improvement in instruction delivery and student learning.

**Efforts in Working with Faculty Having Demonstrated Deficiencies in the Use of the English Language**

The English language proficiency of faculty members at all institutions was assessed prior to employment and then on an ongoing basis through student and administrator evaluations of faculty members' classroom performances. A variety of means including increased use of PowerPoint presentations, required participation in English as a Second Language courses, and accent reduction training were used to remedy the few deficiencies that were found.

**Compliance with Statutory Requirements that Colleges of Education Work Collaboratively with Accredited Public Schools**

The collaboration between Colleges of Education and the public schools in their respective areas was documented in these reports. Institutions partnered with public schools through Educational Renewal Zone, secondary career centers, educational cooperatives, and other programs that encouraged high school students to pursue postsecondary education. Institutions also engaged in numerous activities that provided assistance with staff development and school improvement programs, including advisory councils, professional development, mentoring programs, teacher job fairs, and data collection and needs assessments.

## **ACADEMIC PROGRAM REVIEW 2016-2018**

---

Arkansas Code §6-61-214 requires that the Arkansas Higher Education Coordinating Board (AHECB) review existing academic programs at Arkansas public colleges and universities to identify certificate and degree programs not meeting minimum standards of quality and viability, and to establish schedules for either resolving these concerns or removing the programs from the AHECB approved program inventory. The existing academic program review policies (AHECB Policy 5.2) were adopted in 1988 and revised in 1995 and 1998. Institutions have been conducting program reviews for more than 20 years. Beginning Fall 2010, Arkansas colleges and universities were required to employ external consultants to review all certificate and degree programs over a period of 7-10 years with the findings from the reviews reported annually to the Coordinating Board. Accredited, licensed and state certified programs followed the usual review practices and the schedule of the accrediting/approval body. These programs did not require further ADHE staff review.

A major component of the policy is an internal review (self-study) by institutions and an external review by consultants of programs that do not have program-specific accreditation/licensure/certification. The following is a summary of the Institutional Self-Study Guidelines:

- Goals, Objectives, and Activities
- Curriculum
- Program Faculty (full-time/adjunct/part-time)
- Program Resources
- Instruction via Distance Technology
- Majors/Declared Students
- Program Assessment
- Program Effectiveness (strengths, opportunities)
- Institutional Review Team Members

The External Reviewers written report must include a summary of each area examined and should provide examples that document the conclusions. The report will be used by the Arkansas Department of Higher Education to verify the student demand and employer need for the program, the appropriateness of the curriculum, and the adequacy of the program resources. The report did not include a recommendation to ADHE on program continuation or program deletion. The following template was used by the reviewers as a guide in preparing the summary for each area:

- Review of Program Goals, Objectives and Activities
- Review of Program Curriculum
- Review of Academic Support
- Review of Program Faculty

- Review of Program Resources
- Review of Program Effectiveness
- Review of Instruction by Distance Technology
- Review of Program Research and Service
- Local Reviewers Comments
- Report Summary

ADHE has provided the institutions with a new external reviewer template to assist in the preparation for the program review:

Institutional program reviews received from Fall 2016 to Spring 2018 are listed in this agenda item. Four institutions did not schedule or rescheduled reviews during this period due to faculty or administrative staff changes.

INST	Degree	CIP Code	Program Name	Award	Review
	Code				Cycle
ANC	1480	47.0201	Air Conditioning, Heating & Refrigeration	CP	2016-17
	4310	47.0201	Air Conditioning, Heating & Refrigeration Technology	TC	2016-17
	0308	52.0101	Business	AS	2016-17
	0390	43.0107	Criminal Justice	AAS	2016-17
	1373	45.0401	Criminology	AS	2016-17
	0905	48.0508	General Industrial Technology	CP	2016-17
	0517	30.9999	General Technology	AAS	2016-17
	4750	51.1614	Nursing Assistant*	CP	2016-17
	0295	15.0611	Steel Industry Technology	AAS	2016-17
	4900	48.0508	Welding Technology	TC	2016-17
	4905	48.0508	Welding Technology	CP	2016-17
	4719	15.0613	Advanced Manufacturing Technology	CP	2017-18
	6719	15.0613	Advanced Manufacturing Technology	AAS	2017-18
	4815	47.0105	Industrial Electrical Systems	CP	2017-18

\*Accredited/licensed/state certified program

INST	Degree	CIP Code	Program Name	Award	Review
	Code				Cycle
<b>ASUB</b>	1470	47.0201	Air Conditioning*	CP	2016-17
	4310	47.0201	Air Conditioning, Heating, & Refrigeration Technology*	TC	2016-17
	4661	51.1613	Practical Nursing*	TC	2016-17
	0470	51.0904	Emergency Medical Service - Paramedic*	AAS	2016-17
	0015	51.0904	Emergency Medical Technician*	CP	2016-17
	4520	51.0904	Paramedics*	TC	2016-17
	0810	51.0908	Respiratory Care*	AAS	2016-17
	0110	24.0101	Liberal Arts	AA	2016-17
	0517	47.0399	General Technology	AAS	2016-17
	0890	24.0102	General Studies	AGS	2016-17
	0050	24.0101	General Studies	CGS	2016-17
	1090	24.0102	Liberal Arts & Sciences	AS	2016-17
<b>ASUJ</b>	2200	52.0301	Accounting*	BS	2016-17
	6570	52.0301	Accounting*	MACC	2016-17
	6005	51.1501	Addiction Studies	GC	2016-17
	5185	31.1101	Aging Studies	GC	2016-17
	2320	52.0201	Business Administration*	BS	2016-17
	5580	52.0201	Business Administration*	MBA	2016-17
	2330	52.0601	Business Economics*	BS	2016-17
	2400	11.0301	Computer Information Technology*	BS	2016-17
	3490	43.0302	Disaster Preparedness & Emergency Management*	AAS	2016-17

\*Accredited/licensed/state certified program

INST	Degree	CIP Code	Program Name	Award	Review
	Code				Cycle
	5491	43.0302	Disaster Preparedness & Emergency Management*	BS	2016-17
	7490	43.0302	Disaster Preparedness & Emergency Management*	MS	2016-17
	2580	52.0801	Finance*	BS	2016-17
	5506	52.0203	Global Supply Chain Management*	BS	2016-17
	6701	51.0701	Health Care Management	GC	2016-17
	6273	51.9999	Health Sciences	MS	2016-17
	6272	51.9999	Health Sciences Education	GC	2016-17
	2800	52.1101	International Business*	BS	2016-17
	2820	52.0201	Management*	BS	2016-17
	2860	52.1401	Marketing*	BS	2016-17
	1690	45.1001	Political Science	BA	2016-17
	5420	45.1001	Political Science	MA	2016-17
	3070	42.0101	Psychology	BS	2016-17
	3100	51.0907	Radiologic Sciences*	BSRS	2016-17
	6680	13.1101	School Counseling*	MSE	2016-17
	4010	13.1317	Social Science*	BSE	2016-17
	6940	13.1317	Social Science	MSE	2016-17
	2207	31.0504	Sport Management*	BS	2016-17
	6458	31.0504	Sports Administration*	MS	2016-17
	5193	51.3101	Dietetics*	BS	2017-18
	6355	51.2306	Occupational Therapy*	DOT	2017-18

INST	Degree	CIP Code	Program Name	Award	Review
	Code				Cycle
<b>ASUMH</b>	4905	48.0508	Welding Technology	CP	2016-17
	1487	48.0508	Gas Metal Arc Welding	CP	2016-17
	0509	48.0508	Welding Technology	TC	2016-17
	3509	48.0508	Welding Technology	AAS	2016-17
	1614	51.1614	Nursing Assistant*	CP	2016-17
	0710	51.3801	Nursing	AAS	2016-17
	0510	12.0302	Funeral Directing*	TC	2017-18
	0508	12.0301	Funeral Services*	AAS	2017-18
	0220	51.2603	Medication Assistant*	CP	2017-18
<b>ASUMS</b>			<b>No Reviews Scheduled</b>		
<b>ASUN</b>	2151	15.1202	Computer Networking Technology	TC	2016-17
	3151	15.1202	Computer Networking Technology	AAS	2016-17
<b>ATU</b>	1690	45.1001	Political Science	BA	2016-17
	4240	51.1601	Nursing*	BSN	2016-17
	7080	51.1602	Nursing*	MSN	2016-17
	4340	47.0604	Automotive Service Technology*	TC	2016-17
	4255	47.0604	Automotive Service Technology*	CP	2016-17
	4341	47.0604	Automotive Service Technology*	AAS	2016-17
	4310	47.0201	Air Conditioning, Heating & Refrigeration Technology*	TC	2017-18
	4311	47.0201	Air Conditioning and Refrigeration*	AAS	2017-18

\*Accredited/licensed/state certified program

INST	Degree	CIP Code	Program Name	Award	Review
	Code				Cycle
	4340	47.0604	Automotive Service Technology*	TC	2016-17
	4729	51.0716	Health Information Technology*	TC	2016-17
	3729	51.0716	Health Information Technology*	AAS	2016-17
	3441	44.0000	Human Services*	AAS	2016-17
	1120	51.0801	Medical Assistant*	AAS	2017-18
	3510	51.0803	Occupational Therapy Assistant	AAS	2017-18
	4420	12.0401	Cosmetology*	TC	2017-18
	1420	23.0101	English	BA	2017-18
	1510	54.0101	History	BA	2017-18
	5440	54.0105	Public History	BA	2017-18
	2030	23.0501	Creative Writing	BFA	2017-18
<b>BRTC</b>	0015	51.0904	Emergency Medical Technician*	CP	2016-17
	4520	51.0904	Emergency Medical Technology - Paramedic*	TC	2016-17
	0470	51.0904	Emergency Medical Technology - Paramedic*	AAS	2016-17
	0050	24.0101	General Education	AA	2016-17
	4750	51.3902	Nursing Assistant*	CP	2016-17
	0405	51.3101	Nutrition and Dietetics*	AAS	2016-17
	4470	51.3104	Nutrition and Foodservice Management*	TC	2016-17
	0810	51.0908	Respiratory Care*	AAS	2016-17

\*Accredited/licensed/state certified program

INST	Degree	CIP Code	Program Name	Award	Review
	Code				Cycle
<b>CCCUA</b>	1482	48.0508	MIG Welding	CP	2017-18
	1481	48.0508	SMAW Welding	CP	2017-18
	4713	48.0508	Tungsten Inert Gas (TIG) Welding	CP	2017-18
	4900	48.0508	Welding	TC	2017-18
	1483	48.0599	Pipe Welding--SMAW Stainless Steel	CP	2017-18
	1484	48.0599	Pipe Welding--SMAW	CP	2017-18
	1486	48.0599	Pipe Welding--GTAW	CP	2017-18
	1487	48.0599	Pipe Welding--GMAW/FCAW	CP	2017-18
	2481	48.0599	Pipe Welding	TC	2017-18
<b>COTO</b>	4260	52.0301	Accounting	TC	2016-17
	0140	52.0301	Accounting	AAS	2016-17
	1285	52.0299	Business Technology	CP	2016-17
	4850	52.9999	Management	TC	2016-17
	0201	52.0201	Management	AAS	2016-17
	4850	52.0408	Office Administration	TC	2016-17
	0401	52.0204	Office Administration	AAS	2016-17
	0715	51.3801	Nursing (LPN/Paramedic to RN)*	AAS	2017-18
<b>EACC</b>			<b>No Reviews Scheduled</b>		

\*Accredited/licensed/state certified program



INST	Degree	CIP Code	Program Name	Award	Review
	Code				Cycle
HSU	2300	26.0101	Biology	BS	2016-17
	3030	40.0801	Physics	BS	2016-17
	1890	52.0301	Accounting*	BBA	2017-18
	1920	52.0101	Business Administration*	BBA	2017-18
	5580	52.0101	Business Administration*	MBA	2017-18
	2060	50.0701	Studio Art*	BFA	2017-18
	5394	09.0702	Innovative Media*	BS	2017-18
	3670	13.1302	Art Education K-12*	BSE	2017-18
	NAC	0260	15.0401	Biomedical Electronics Technology*	AAS
0460		15.0303	Industrial Electronics Technician	AAS	2017-18
1360		15.0303	Industrial Electronics Technician	CP	2017-18
0360		15.0303	Industrial Electronics Technician	TC	2017-18
0710		51.3801	LPN to RN Nursing	AAS	2017-18
4719		48.0501	Manufacturing Technology	CP	2017-18
4720		48.0501	Manufacturing Technology	TC	2017-18
1510		51.3902	Nursing Assistant	CP	2017-18
4660		51.3901	Practical Nursing	TC	2017-18
1103		51.0000	Pre-Allied Health	CP	2017-18
0106		51.0000	Pre-Allied Health	TC	2017-18
0710		51.3801	Registered Nursing	AAS	2017-18
4895		49.0205	Truck Driving	CP	2017-18

\*Accredited/licensed/state certified program

INST	Degree	CIP Code	Program Name	Award	Review
	Code				Cycle
<b>NPCC</b>	1430	43.0107	Criminal Justice	CP	2016-17
	0390	43.0107	Criminal Justice	AAS	2016-17
	2504	50.0409	Graphic Design	TC	2016-17
	0670	51.0707	Health Information Technology*	AAS	2016-17
	4551	47.0616	Marine Repair Technology*	TC	2016-17
	1130	51.1004	Medical Laboratory Technology*	AS	2016-17
	2505	50.0605	Photography	TC	2016-17
	0312	50.0402	Visual and Media Arts	AAS	2016-17
	1106	51.1099	Allied Health	TC	2017-18
	4721	51.0000	Allied Health	CP	2017-18
	4660	51.1613	Licensed Practical Nursing*	TC	2017-18
	4745	51.0707	Professional Medical Coding*	TC	2017-18
	1160	51.3801	Registered Nursing*	AS	2017-18
	0810	51.0908	Respiratory Care*	AAS	2017-18
	1487	48.0508	GMAW (MIG) Welding*	CP	2017-18
	1489	48.0508	GTAW (TIG) Welding*	CP	2017-18
	4904	48.0508	Pipe Welding*	CP	2017-18
	1488	48.0508	SMAW Welding*	CP	2017-18
	4714	48.0508	Welding Layout & Fabrication*	CP	2017-18
<b>NWACC</b>	2120	12.0501	Baking Arts	CP	2016-17
	2120	12.0501	Baking Arts	TC	2016-17
	4580	12.0503	Culinary Arts	CP	2016-17

\*Accredited/licensed/state certified program

INST	Degree	CIP Code	Program Name	Award	Review
	Code				Cycle
	4580	12.0503	Culinary Arts	TC	2016-17
	2121	12.0503	Culinary Arts	AAS	2016-17
	0475	15.0507	Environmental Regulatory Sciences*	AAS	2017-18
	0495	43.0202	Fire Science Administration & Technology*	AAS	2016-17
	3670	51.0707	Health Information Management*	AAS	2016-17
	3660	51.0707	Health Information Management*	TC	2016-17
	0665	52.0901	Hospitality Management*	CP	2016-17
	1665	52.0901	Hospitality Management*	TC	2016-17
	0610	22.0302	Legal Assistance/ Paralegal Studies*	AAS	2016-17
	1510	51.3902	Nursing Assistant	CP	2016-17
	0050	24.0101	General Education	AA	2017-18
	1090	24.0101	Liberal Arts & Sciences	AS	2017-18
	0437	13.1210	Early Childhood Education	AAS	2017-18
	4497	13.1210	Early Childhood Education	TC	2017-18
<b>OzC</b>	4580	12.0503	Culinary Arts*	TC	2016-17
	4835	12.0599	Culinary Arts/ Hospitality*	AAS	2016-17
	1835	12.0599	Hospitality Management*	CP	2016-17
	4355	47.0604	Automotive Service Technology*	TC	2017-18

\*Accredited/licensed/state certified program

INST	Degree	CIP Code	Program Name	Award	Review
	Code				Cycle
	0230	47.0604	Automotive Service Technology*	AAS	2017-18
	4467	47.0604	Diesel Service Technology*	TC	2017-18
	0015	57.0904	Emergency Medical Technology - Basic*	CP	2017-18
	4660	51.1613	Licensed Practical Nursing*	TC	2017-18
<b>PCCUA</b>	0015	51.0904	Emergency Medical Technician*	CP	2017-18
	3512	51.2212	Health Sciences	AAS	2017-18
	0710	51.1601	Nursing*	AAS	2017-18
<b>SACC</b>			<b>No Reviews Scheduled</b>		
<b>SAUM</b>	1800	16.0905	Foreign Language	BA	2016-17
	2245	01.0101	Agriculture Sciences	BS	2016-17
	2400	45.0101	Behavioral & Social Sciences	BA	2016-17
	1500	54.0101	History	BA	2016-17
	1840	50.0501	Theatre	BA	2016-17
	1251	50.0702	Art & Design	BFA	2016-17
	5840	50.9999	Performing Arts (Theatre & Musical Theatre)*	BFA	2016-17
	6590	01.0000	Agriculture	MS	2016-17
	2300	26.0101	Biology	BS	2017-18
	5780	13.0501	Library Media*	MED	2017-18
	6170	11.0101	Computer & Information Sciences	MS	2017-18
	5740	31.0501	Kinesiology*	MS	2017-18
<b>SAUT</b>	0060	24.0102	General Education	AA	2017-18
	0910	24.0101	General Studies	CGS	2017-18

\*Accredited/licensed/state certified program

	3540	13.1206	Education	AS	2017-18
	0018	19.0709	Child Development Associate	CP	2017-18
	0950	52.0201	Business Administration	AS	2017-18
<b>SEARK</b>	0018	19.0709	Early Childhood Paraprofessional Technology	CP	2016-17
	0485	19.0709	Early Childhood Paraprofessional Technology	AAS	2016-17
<b>UACCB</b>	0241	47.0608	Aviation Maintenance	AAS	2017-18
	4357	47.0608	General Aviation	CP	2017-18
	1360	47.0608	Aviation Maintenance Technology -Powerplant	TC	2017-18
	4356	47.0608	Aviation Maintenance Technolgy -Airframe	TC	2017-18
	4420	12.0401	Cosmetology	TC	2017-18
	4421	12.0413	Cosmetology Instructor	CP	2017-18
	0470	51.0904	Emergency Medical Technology, Paramedic*	AAS	2017-18
	0015	51.0904	Emergency Medical Technology, Basic*	CP	2017-18
	4520	51.0904	Emergency Medical Technology, Paramedic*	TC	2017-18
	0710	51.3801	Nursing (RN)*	AAS	2017-18
	4660	51.3901	Practical Nursing*	TC	2017-18
	4750	51.3902	Nursing Assistant*	CP	2017-18
<b>UACCH</b>	4467	47.0605	Diesel Technology	TC	2016-17
	0461	47.0605	Diesel Technology - Brakes/Power Trains	CP	2016-17
	0462	47.0605	Diesel Technology - Electrical Systems	CP	2016-17

\*Accredited/licensed/state certified program

	0464	47.0605	Diesel Technology - Engine Systems	CP	2016-17
	0463	47.0605	Diesel Technology - Chassis Systems	CP	2016-17
	4905	48.0508	Welding	CP	2016-17
	4900	48.0508	Welding Technology	TC	2016-17
	4906	48.0508	Welding Technology- Construction Welding	CP	2016-17
	0710	51.38	Nursing (LPN/LPTN to RN)*	AAS	2016-17
	0509	12.0302	Funeral Director	TC	2017-18
	0508	12.0301	Funeral Services	AAS	2017-18
<b>UACCM</b>	4904	48.0508	Pipe Welding	CP	2016-17
	4905	48.0508	Welding	CP	2016-17
	4900	48.0508	Welding	TC	2016-17
	4310	47.0201	Air Conditioning, Heating, & Refrigeration Technology	TC	2017-18
	0185	47.0201	Air Conditioning, Heating, & Refrigeration Technology	AAS	2017-18
	0673	15.1202	Computer Maintenance	CP	2017-18
	0222	11.1002	Networking Technology	CP	2017-18
	4502	11.0101	Computer Information Systems Technology	TC	2017-18
	0363	11.0101	Computer Information Systems Technology	AAS	2017-18
	4330	47.0603	Automotive Collision Repair Technology*	TC	2017-18

\*Accredited/licensed/state certified program

INST	Degree	CIP Code	Program Name	Award	Review
	Code				Cycle
	0224	47.0603	Automotive Collision Repair Technology*	AAS	2017-18
	4355	47.0604	Automotive Technology*	TC	2017-18
	0230	47.0604	Automotive Technology*	AAS	2017-18
<b>UAPTC</b>	4455	51.0601	Dental Assisting*	TC	2014-15
	0475	15.0507	Environmental & Safety Technology	AAS	2015-16
	4660	51.1613	Practical Nursing*	TC	2014-15
	4750	51.1614	Nursing Assistant*	CP	2017-18
	2836	12.0599	Wine & Spirits Studies*	TC	2017-18
	1837	12.0599	Wine & Spirits Studies*	CP	2017-18
	1836	12.0599	Professional Studies of Spirits & Mixology*	CP	2017-18
	4421	12.0413	Cosmetology Instructor*	TC	2017-18
	4420	12.0401	Cosmetology*	TC	2017-18
	4315	12.0410	Nail Technology*	TC	2017-18
	3665	52.0901	Hospitality Management*	AAS	2017-18
<b>UARM</b>			<b>No Reviews Scheduled</b>		
<b>UAF</b>	2580	52.0801	Finance*	BSBA	2016-17
	3510	52.0301	Accounting*	BSBA	2016-17
	3530	52.0201	Management*	BSBA	2016-17
	3540	52.0601	Business Economics*	BSBA	2016-17
	3580	52.0101	General Business*	BSBA	2016-17
	3620	52.0203	Supply Chain Management*	BSBA	2016-17
	3590	52.1401	Marketing*	BSBA	2016-17
	3620	52.0203	Transportation*	BSBA	2016-17

\*Accredited/licensed/state certified program

	3630	11.0301	Information Systems*	BSBA	2016-17
	5522	52.0212	Retail*	BSBA	2016-17
	7170	52.0201	Business Administration*	PHD	2016-17
	7220	45.0601	Economics*	PHD	2016-17
	5580	52.0201	Business Administration*	MBA	2016-17
	6570	52.0301	Accounting*	Macc	2016-17
	5300	45.0601	Economics*	MA	2016-17
	6165	52.1301	Information Systems*	MIS	2016-17
	7385	44.0501	Public Policy	PhD	2017-18
	7380	42.0101	Psychology*	PhD	2017-18
	1270	50.0703	Art History*	BA	2016-17
	1250	50.0701	Studio Art*	BA	2016-17
	4190	50.0408	Interior Design*	BID	2016-17
	2670	50.0401	Graphic Design*	BFA	2016-17
	2020	50.0701	Art*	BFA	2016-17
	5910	50.0701	Art*	MFA	2016-17
	1535	45.0901	International Studies	BA	2017-18
	6280	19.0101	Human Environmental Sciences	MS	2016-17
	3905	31.0501	Kinesiology	BS	2016-17
	6305	31.0505	Kinesiology	MS	2016-17
	7961	51.0001	Health, Sport, and Exercise	PhD	2016-17
	7500	40.0699	Environmental Dynamics	PhD	2016-17
	7020	14.1001	Electrical Engineering	MSEE	2016-17
	7230	14.0101	Engineering	PhD	2016-17
	6610	14.0801	Civil Engineering	MSCE	2017-18
	7030	14.1401	Environmental Engineering	MSENE	2017-18



	3730	51.0204	Communication Disorders	BSE	2016-17
	2940	51.1601	Nursing*	BSN	2016-17
<b>UAFS</b>	2300	26.0101	Biology*	BS	2016-17
	3700	13.1322	Biology; Option in Life Science/Earth Science licensure*	BS	2016-17
	1420	23.0101	English	BA	2016-17
	2540	13.1305	English*	BS	2016-17
	2670	50.0409	Graphic Design*	BS	2016-17
	1500	54.0101	History*	BA	2016-17
	6850	13.1328	History*	BS	2016-17
	2870	27.0101	Mathematics*	BS	2016-17
	3910	13.1311	Mathematics; Option in Teacher licensure*	BS	2016-17
	2910	13.1203	Middle Level Education*	BS	2016-17
	1800	16.0905	Spanish*	BA	2016-17
	3200	13.1330	Spanish*	BS	2016-17
	2060	50.0701	Studio Art*	BA	2016-17
	1310	13.1401	Teaching English as a Second Language	CP	2016-17
	1640	13.1312	Music Education*	BME	2017-18
	1630	50.0901	Music*	BA	2017-18
	0710	51.3801	Nursing Technology (ADN)* ASBN	AAS	2017-18
	4240	51.3801	Nursing, Traditional and RN-BSN* ASBN	BSN	2017-18
	0835	51.0909	Surgical Technology*	AAS	2017-18

\*Accredited/licensed/state certified program

INST	Degree	CIP Code	Program Name	Award	Review
	Code				Cycle
UALR	5370	09.9999	Applied Communication Studies	MA	2016-17
	1830	09.0101	Applied Communication Studies	BA	2016-17
	1702	11.0201	Computer and Information Sciences	PHD	2016-17
	5503	50.0301	Dance Performance	BFA	2016-17
	5655	13.1210	Early Childhood Education*	MED	2016-17
	3750	13.1210	Elementary Education*	BSE	2016-17
	0107	11.0199	Information Quality	MS	2016-17
	6107	11.0199	Information Quality	GC	2016-17
	3915	13.1203	Middle Childhood Education*	BSE	2016-17
	5805	13.1203	Middle Childhood Education*	MED	2016-17
	5850	13.1205	Secondary Education*	MED	2016-17
	1790	45.1101	Sociology	BA	2016-17
	5870	13.1001	Special Education*	MED	2016-17
	4245	14.2701	Systems Engineering	GC	2016-17
	7215	14.2701	Systems Engineering	MS	2016-17
	6210	21.0101	Technology Innovation	GC	2016-17
	2200	52.0301	Accounting*	BBA	2017-18
	7511	51.0202	Audiology*	AUD	2017-18
	5580	52.0201	Business Administration*	MBA	2017-18
	6520	52.1301	Business Analytics*	GC	2017-18
	5520	52.1301	Business Analytics*	BBA	2017-18
	1520	52.1301	Business Analytics*	CP	2017-18

\*Accredited/licensed/state certified program

	7087	52.1301	Business Information Systems*	MS	2017-18
	6581	52.1301	Business Information Systems*	GC	2017-18
	1940	52.1301	Business Information Systems*	BBA	2017-18
	6522	52.0201	Business*	GC	2017-18
	7510	51.0204	Communication Science & Disorders*	PhD	2017-18
	5188	30.0501	Conflict Mediation	GC	2017-18
	2417	15.1001	Construction Management*	BS	2017-18
	5663	13.0301	Curriculum & Instruction	MED	2017-18
	1950	52.0601	Economics*	BBA	2017-18
	7230	14.0101	Engineering Science & Systems	PHD	2017-18
	1960	52.0801	Finance*	BBA	2017-18
	5201	52.0201	General Business*	BBA	2017-18
	2660	40.0601	Geology*	BS	2017-18
	2504	50.0409	Graphic Design*	TC	2017-18
	6570	52.0201	Human Resources and Organizational Psychology*	GC	2017-18
	1985	52.1101	International Business*	BBA	2017-18
	5200	22.0101	Law*	JD	2017-18
	5300	22.0101	Law/Public Service	JD/MPS	2017-18
	6580	52.0201	Management*	GC	2017-18
	1990	52.0201	Management*	BBA	2017-18

\*Accredited/licensed/state certified program

INST	Degree	CIP Code	Program Name	Award	Review
	Code				Cycle
	2000	52.1401	Marketing*	BBA	2017-18
	5192	44.0401	Nonprofit Management	GC	2017-18
	1521	52.1401	Professional Sales*	CP	2017-18
	6020	44.0401	Public Administration*	MPA	2015-16
	1440	44.0599	Shepherd Program in Poverty Studies Certificate	CP	2017-18
	6160	51.0204	Speech Pathology*	MS	2017-18
<b>UAM</b>	1250	50.0701	Art	BA	2016-17
	1830	09.0101	Communications	BA	2016-17
	1420	23.0101	English	BA	2016-17
	5160	16.0101	Modern Languages	BA	2016-17
	4240	51.1601	Nursing*	BSN	2017-18
	0710	51.1601	Nursing*	AAS	2017-18
<b>UAMS</b>	6160	51.0204	Communication Sciences & Disorders (UALR, UAMS, UCA Consortium)	MS	2017-18
	7511	51.0202	Audiology*	AUD	2017-18

\*Accredited/licensed/state certified program

INST	Degree	CIP Code	Program Name	Award	Review
	Code				Cycle
UAPB	1560	09.0401	Mass Communications	BA	2016-17
	2080	24.0102	General Studies	BGS	2016-17
UCA	5005	51.1501	Addiction Studies	BS	2016-17
	6520	51.0204	Communication Sciences & Disorders	MS	2016-17
	6485	44.0201	Community & Economic Development	MS	2016-17
	5230	23.1302	Creative Writing	BA	2016-17
	2867	50.0602	Digital Filmmaking	BA	2016-17
	2866	50.0602	Digital Filmmaking	BS	2016-17
	5365	45.0799	Geographic Information Systems	GC	2016-17
	5331	45.0799	Geographic Information Systems	MGIS	2016-17
	5760	13.0501	Instructional Technology	MS	2016-17
	5161	16.0102	Linguistics	BA	2016-17
	1600	37.0101	Mathematics	BA	2016-17
	2870	27.0101	Mathematics	BS	2016-17
	2930	51.0905	Nuclear Medicine Technology*	BS	2016-17
	5350	09.0999	Public Relations	BA	2016-17
	1780	45.1101	Sociology	BA	2016-17
	3190	45.1101	Sociology	BS	2016-17
	6090	27.0301	Applied Mathematics	MS	2017-18
	2300	26.0101	Biology	BS	2017-18
	6120	26.0101	Biology	MS	2017-18

\*Accredited/licensed/state certified program

INST	Degree	CIP Code	Program Name	Award	Review
	Code				Cycle
	3230	51.0204	Communication Sciences & Disorders	BS	2017-18
	5920	23.1302	Creative Writing	MFA	2017-18
	2545	03.0103	Environmental Science	BS	2017-18
	2565	19.0101	Family & Consumer Sciences	BS	2017-18
	2867	50.0602	Film (formerly Digital Filmmaking)	BA	2017-18
	2866	50.0602	Film (formerly Digital Filmmaking)	BS	2017-18
	5940	50.0602	Film (formerly Digital Filmmaking)	MFA	2017-18
	0060	24.0102	General Education	AA	2017-18
	0060	24.0102	General Education	AA	2017-18
	1590	09.0401	Journalism	BA	2017-18
	2865	09.0401	Journalism	BS	2017-18
	7335	30.9999	Leadership Studies	PhD	2017-18
	5385	27.0101	Mathematics Education	MA	2017-18
	7430	51.2308	Physical Therapy*	PHD	2017-18
	3030	40.0801	Physics	BS	2017-18

\*Accredited/licensed/state certified program

**PROGRAM VIABILITY REPORT**

The Arkansas Higher Education Coordinating Board (AHECB) adopted new program viability standards for Arkansas colleges and universities in October 2008. The program viability standards, based on a 3-year period, are as follows:

- 12 graduates(4 graduates per year) for career and technical education (CTE) certificates and associate (AAS) degree programs;
- 12 graduates (4 graduates per year) for bachelor’s degrees in science, mathematics, engineering, computer science, foreign languages, middle school education, and secondary education programs for licensure in science and mathematics;
- 18 graduates (6 graduates per year) for transfer associate degrees (Associate of Arts, Associate of Science, and Associate of Sciences in Teaching) and bachelor’s programs;
- 12 graduates for master’s, specialist, and first-professional programs; and,
- 6 graduates for doctoral programs.

**ADHE Executive Staff Recommendation**

**FURTHER RESOLVED**, That the Arkansas Higher Education Coordinating Board approves the continuation of state funding for the following certificates and degrees with a status report on the viability of these programs and the Final Recommendation presented to the Coordinating Board in January 2020. The Final Recommendation on program continuation or discontinuation will be based on substantial progress being made toward the viability standards.

**FURTHER RESOLVED**, That the Coordinating Board instruct the Director of the Arkansas Department of Higher Education to inform the Presidents, Chancellors, and the Chairs of the Board of Trustees of the institutions listed below of this action.

**4-Year Institutions**

	Award	Degree Code	Program
<b>ATU</b>			
1	TC	2103	Viticulture
2	TC	2109	Enology
<b>UAM</b>			
1	TC	2710	Health Professions
<b>UCA</b>			
1	BS/MS	7175	Computer Science/Applied Computing-Five Year-Degree Program

**2-Year Institutions**

	Award	Degree Code	Program
<b>ANC</b>			
1	CP	0151	*Patient Care Technology
2	CP	4895	Commercial Truck Driving
<b>ASUMH</b>			
1	CP	0220	Medication Assistant
<b>ASUMS</b>			
1	CP	1406	Machine-Technology Machinist II
<b>ASUN</b>			
1	AAS	4719	Advanced Manufacturing
2	TC	0386	Crime Scene Investigation
3	TC	0389	Law Enforcement Administration
4	TC	2121	Cosmetology Instructor Trainee
5	TC	5719	Advanced Manufacturing Technology
<b>BRTC</b>			
1	CP	1490	Homeland Security and Emergency Preparedness
2	TC	4735	Business Technology Applications

	Award	Degree Code	Program
<b>CCCUA</b>			
1	TC	2091	Radio Broadcasting
2	TC	4260	Accounting
<b>COTO</b>			
1	CP	0220	Medication Assistant
2	TC	1560	Industrial Maintenance Technology
3	TC	1630	Industrial Electronics Technology
4	TC	2120	Cosmetology Instructor
<b>EACC</b>			
1	TC	4445	Computer Information Systems
2	TC	4486	Engineering Design Technology
3	TC	4773	Microcomputer Systems Administration
<b>NWACC</b>			
1	CP	1301	Environmental Management & Regulatory Science
2	CP	4486	Computer-Assisted Drafting & Design: Engineering
3	CP	4487	Computer-Assisted Drafting & Design: Manufacturing
4	TC	0476	Environmental Regulatory Sciences
5	TC	2498	Child Advocacy Studies (CAST)
6	TC	2621	Logistics Management
<b>PCCUA</b>			
1	AS	0308	Business
2	CP	0015	Emergency Medical Technology
3	CP	0135	Manicure Technology



4	CP	0542	Horticulture Operations
5	TC	4670	Graphic Communications
6	TC	5719	Advanced Manufacturing Technology
<b>SACC</b>			
1	CP	0905	Weld Inspection
2	CP	4518	Industrial Equipment Maintenance
3	TC	4635	Industrial Equipment Maintenance Technology

	Award	Degree Code	Program
<b>SEAC</b>			
1	CP	0222	Medication Assisting Technology
<b>UACCB</b>			
1	AAS	0517	General Technology
2	CP	1490	Bank Teller
3	CP	4815	Industrial Technology
4	TC	4380	Software Applications
<b>UACCH</b>			
1	CP	0469	Tractor and Trailer Servicing
2	CP	3330	Damage Analysis and Estimation
3	CP	4469	Alternative Fuels
<b>UACCRM</b>			
1	CP	1150	Industrial Maintenance Multi-Craft
2	CP	1520	Small Business Development
3	TC	2150	Industrial Maintenance Multi-Craft
4	TC	2522	Small Business Development
5	TC	4380	Computer Systems Technology

*Inactive Programs*

\* Cognate/Embedded Programs = shared courses and resources

~~Deleted Programs~~