

# **Arkansas Public Higher Education Operating & Capital Recommendations**

**2017-2019 Biennium**



**7-A**

**Volume 1  
Universities**

**Arkansas Department of Higher Education**

423 Main Street, Suite 400, Little Rock, Arkansas 72201

October 2016



**ARKANSAS PUBLIC HIGHER EDUCATION  
OPERATING AND CAPITAL RECOMMENDATIONS  
2015-2017 BIENNIUM**

**VOLUME 1  
OVERVIEW AND UNIVERSITIES**

**TABLE OF CONTENTS**

INSTITUTIONAL ABBREVIATIONS.....	1
RECOMMENDATIONS FOR EDUCATIONAL AND GENERAL OPERATIONS .....	3
Background .....	3
Table A. Summary of Operating Needs & Recommendations for the 2015-2017 Biennium .....	7
Table B. 2015-17 Two-Year Colleges Recommendations.....	8
Table C. 2015-17 Four-Year Universities Recommendations.....	9
Table D. 2015-17 Technical Centers Recommendations .....	10
Table E. 2015-17 Non-Formula Entities Recommendations.....	11
RECOMMENDATIONS FOR STATE FUNDING OF CAPITAL PROJECTS.....	13
Background .....	13
Capital 2015-17 Recommendations .....	13
Summary .....	15
Table 1: Capital Requests and AHECB Recommendations .....	17
Table 2: Narrative Descriptions of Capital Projects for the 2015-2017 Biennium.....	37
Universities .....	37
Technical Institutes.....	49
Non-Formula Entities.....	52
Colleges .....	63
DEFINITIONS OF EXPENDITURE CATEGORIES .....	85
ANNUAL FULL-TIME EQUIVALENT ENROLLMENT (FTE) FOR FY2013-14.....	89
FULL-TIME ANNUALIZED FALL TUITION AND MANDATORY FEES 2014-15 .....	91

UNIVERSITIES .....	96
Arkansas State University .....	96
System Administration .....	96
Arkansas State University Jonesboro .....	100
Arkansas Tech University .....	116
Henderson State University .....	130
Southern Arkansas University .....	144
University of Arkansas .....	160
System Administration .....	160
University of Arkansas, Fayetteville .....	162
Arkansas Centers for Rural Education in Autism and Related Disabilities .....	170
Arkansas Research and Educational Optical Network (AREON) .....	172
Garvan Woodland Gardens .....	176
David and Barbara Pryor Center for Arkansas Oral and Visual History .....	180
Research and Technology Park .....	182
World Trade Center Arkansas .....	184
Division of Agriculture .....	222
Arkansas Archeological Survey .....	226
Clinton School of Public Service .....	230
Criminal Justice Institute .....	234
School of Mathematics, Sciences and the Arts .....	239
University of Arkansas at Fort Smith .....	257
University of Arkansas at Little Rock .....	273
University of Arkansas at Monticello .....	289
University of Arkansas for Medical Sciences .....	309
University of Arkansas at Pine Bluff .....	345
University of Central Arkansas .....	361

# Institutional Abbreviations

## Four-Year Institutions

Arkansas State University (Jonesboro)	ASUJ
Arkansas Tech University (Russellville)	ATU
Henderson State University (Arkadelphia)	HSU
Southern Arkansas University (Magnolia)	SAUM
University of Arkansas (Fayetteville)	UAF
University of Arkansas at Fort Smith	UAFS
University of Arkansas at Little Rock	UALR
University of Arkansas at Monticello	UAM
University of Arkansas at Pine Bluff	UAPB
University of Central Arkansas	UCA

## Two-Year Institutions

Arkansas Northeastern College (Blytheville)	ANC
Arkansas State University - Beebe	ASUB
Arkansas State University - Mountain Home	ASUMH
Arkansas State University Mid-South	ASUMS
Arkansas State University - Newport	ASUN
Black River Technical College (Pocahontas)	BRTC
Cossatot Community College of the UA (DeQueen)	CCCUA
College of the Ouachitas (Malvern)	CotO
East Arkansas Community College (Forrest City)	EACC
North Arkansas College (Harrison)	NAC
National Park College (Hot Springs)	NPC
Northwest Arkansas Community College (Bentonville)	NWACC
Ozarka College (Melbourne)	OZC
Phillips Community College of the UA (Helena)	PCCUA
Pulaski Technical College (North Little Rock)	PTC
Rich Mountain Community College (Mena)	RMCC
South Arkansas Community College (El Dorado)	SACC
Southern Arkansas University - Tech (Camden)	SAUT
Southeast Arkansas College (Pine Bluff)	SEAC
UA Community College at Batesville	UACCB
UA Community College at Hope	UACCH
UA Community College at Morrilton	UACCM

## Non-Formula Institutions / Entities

Arkansas Delta Training and Education Consortium	ADTEC
Arkansas Research and Education Optical Network	AREON
ASU - System Office	ASU-SYS
ASU - Heritage Sites	ASU-Heritage
HSU - Community Education Center	HSU-CEC
NWACC - Child Protection Training Center	NWACC-CPTC
SACC - Arboretum	SACC - Arboretum
SAUT - Environmental Training Academy	SAUT-ETA
SAUT - Fire Training Academy	SAUT-FTA
UA - System Office	UA-SYS
UA - Archeological Survey	UA-AS
UA - Division of Agriculture	UA-DivAgri
UA - School of Mathematics, Sciences, and the Arts	UA-ASMSA
UA - Clinton School of Public Service	UA-CS
UA - Criminal Justice Institute	UA-CJI
UAF - Arkansas Research and Technology Park	UAF-ARTP
UAF - Arkansas Centers for Rural Education in Autism and Related Disabilities	UAF-Autism
UAF - Garvan Woodland Gardens	UAF-GWG
UAF - The David & Barbara Pryor Center for Arkansas Oral and Visual History	UAF-Pryor Center
UAF - World Trade Center Arkansas	UAF - WTC AR
UALR - Research and Public Service	UALR-RAPS
University of Arkansas at Pine Bluff (1890 Land Grant Universities Match)	UAPB - Nonformula
University of Arkansas for Medical Sciences	UAMS

## Technical Centers

ATU - Ozark Campus	ATU-Ozark
UAM - College of Technology - Crossett	UAM-Crossett
UAM - College of Technology - McGehee	UAM-McGehee

THIS PAGE INTENTIONALLY LEFT BLANK

**RECOMMENDATIONS FOR EDUCATIONAL AND GENERAL OPERATIONS  
STATE-SUPPORTED INSTITUTIONS OF HIGHER EDUCATION  
2017-19 BIENNIUM**

---

**Background**

A.C.A. §6-61-224 establishes the process and key components for formula development for funding public institutions of higher education. That language reads as follows:

*“(a) The Arkansas Department of Higher Education, in collaboration with the state college and university presidents and chancellors, shall develop funding formulas consisting of a needs-based component and an outcome-centered component which will, in principle, seek to provide fair and equitable state support to all postsecondary students across the state, regardless of the state institution attended, while at the same time recognizing: (1) The different needs for lower level, upper level, and graduate level instruction at the various institutions; (2) The requirements for specialized equipment, labs and smaller class sizes in some disciplines; and (3) Unique missions, such as agricultural extension services, research, medical sciences, workforce development, and public service; and (4) Growth, economies of scale, and other appropriate factors.”*

At its April 22, 2016 meeting, the Arkansas Higher Education Coordinating Board approved the funding models for the two-year colleges, universities, and the technical centers (former technical institutes merged with universities). These models had been developed in conjunction with presidents and chancellors after meetings and revisions. The funding models were used to develop the comparative needs of Arkansas institutions of higher education in terms of the average funding levels of schools in the SREB region.

The staff reviewed the justification requests submitted by the non-formula group and prepared preliminary funding recommendations based upon those requests. After making preliminary recommendations, the staff conducted budget meetings with all non-formula entities which had concerns with the recommendations. After the conclusion of all budget meetings, final recommendations were made in light of the appeals heard during the budget meetings.

The difference between the funding model determined needs of the entities compared to the Fiscal 2017 appropriations was

\$353.1 million. The funding gap (the difference between the formula determined need and the current fiscal year appropriation) is part of a phenomenon that occurs when there are enrollment changes, flat or declining state support and tuition increases (to replace a part of the lost state support). It should be emphasized that the funding needs of the institutions are the funds needed to bring Arkansas higher education to the **average** funding level of the SREB region. The funding gap took a number of years to reach its current level and may never be completely erased.

### **Operating Funding Recommendations for the 2017-19 Biennium**

The operating needs are based upon the tuition policies established by the Arkansas Higher Education Coordinating Board's approval of Agenda Item 14 on April 27, 2012 and the funding formulas approved by the AHECB in April 2016.

Each funding formula was developed to provide an equitable basis for the distribution of **any funding available**.

The funding models have been updated with calendar year 2015 student semester credit hours (SSCH). The input data for the funding models were the SSCH by level and discipline as reported in the Student Information System for calendar year 2015 and the new educational and general square footage as reported in the Facilities Audit Program (FAP) 2016. The updated formula driven models represent a total need for funding of higher education institutions of \$975,422,417 and non-formula entities of \$239,549,587 in 2017-18.

Since it is not anticipated that the models will be fully funded in the near future, funding recommendations for 2017-18 are: For the **four-year institutions**, the priority is that those institutions below 75% of the model be brought to that level for a total four-year recommendation of \$126.28 million in new funds.

For the **two-year institutions**, the priority is that those institutions below 75% of the model be brought to that level for a total two-year recommendation of \$7.98 million in new funds.

For the **technical centers**, the priority is that those institutions below 75% of the model be brought to that level for a total two-year recommendation of \$2.63 million in new funds.

For the **non-formula entities**, the recommendation is for a 2.1% increase based on the HEPI index and a recommendation of full funding which combined would require an additional \$32.07 million, of which \$14.86 million would be for the University



of Arkansas for Medical Sciences (UAMS).

The individual institutional recommendations for all four types of institutions (Colleges, Universities, Technical Centers, and Non-Formula Entities) were determined in the following manner: The general revenue funds were distributed based upon the need for new funds as determined by the three funding formulas and the ADHE staff determined need of the non-formula entities. The non-formula needs were based on the justifications submitted by the institutions. **The total recommendation for 2017-18 for Colleges, Universities, Non-Formula Entities and Technical Centers is \$168.97 million in new revenue.**

The principles for determining operating needs address continued levels of base funding for institutions, equity, small college adjustment, and economies of scale. Specific aspects of the operating recommendations for all institutions follow:

All of the general revenue increases recommended were distributed on the bases of the funding formula or staff determined need for new funding.

THIS PAGE INTENTIONALLY LEFT BLANK

Table A. Summary of Operating Needs &amp; Recommendations for the 2017-19 Biennium



Institution Type	Fiscal Year 2016-17 Base						FY2017-18				FY2018-19		
							AHECB Recommendations				AHECB Recommendations		
	90% Current RSA Base	10% Performance Funding	Total Current RSA Base (5/4/2016)	EETF (5/11/2016)	WF2000 (5/4/2016)	Total Fiscal Year Base	100% Model Calculated Need	Total Recommendation	New Funds	% Inc	Total Recommendation	New Funds	% Inc
Colleges	127,731,761	14,192,418	141,924,179	7,719,788	22,589,450	172,233,417	214,574,766	180,217,045	7,983,628	4.6%	184,001,603	3,784,558	2.1%
Universities	363,000,266	40,333,363	403,333,629	39,300,206	0	442,633,835	748,841,595	568,917,891	126,284,056	28.5%	580,865,167	11,947,276	2.1%
<b>Subtotal</b>	<b>490,732,027</b>	<b>54,525,781</b>	<b>545,257,808</b>	<b>47,019,994</b>	<b>22,589,450</b>	<b>614,867,252</b>	<b>963,416,361</b>	<b>749,134,937</b>	<b>134,267,685</b>	<b>21.8%</b>	<b>764,866,770</b>	<b>15,731,834</b>	<b>2.1%</b>
Technical Centers			5,272,810	0	2,157,610	7,430,420	12,006,056	10,064,877	2,634,457	35.5%	10,276,239	211,362	2.1%
<b>Grand Total</b>			<b>550,530,618</b>	<b>47,019,994</b>	<b>24,747,060</b>	<b>622,297,672</b>	<b>975,422,417</b>	<b>759,199,813</b>	<b>136,902,141</b>	<b>22.0%</b>	<b>775,143,009</b>	<b>15,943,196</b>	<b>2.1%</b>

Non-Formula Entity Type	Fiscal Year 2016-17 Base			FY2017-18			FY2018-19		
				AHECB Recommendations			AHECB Recommendations		
	Total Current RSA Base (5/4/2016)	EETF (5/11/16)	Total Fiscal Year Base	Total Recommendation	New Funds	% Inc	Total Recommendation	New Funds	% Inc
Non-Formula Entities	87,827,357	14,302,917	102,130,274	119,335,524	17,205,249	16.8%	\$122,233,783	\$2,898,260	16.8%
Health Care-Related UAMS	95,204,430	10,147,619	105,352,049	120,214,064	14,862,015	14.1%	\$123,918,186	\$3,704,122	24.9%
<b>Grand Total</b>	<b>183,031,787</b>	<b>24,450,536</b>	<b>207,482,323</b>	<b>239,549,587</b>	<b>32,067,264</b>	<b>15.5%</b>	<b>\$246,151,969</b>	<b>\$6,602,382</b>	<b>20.6%</b>

All Institution Types	Fiscal Year 2016-17 Base						FY2017-18 AHECB Recommendation			FY2018-19 AHECB Recommendation		
	90% Current RSA Base	10% Performance Funding	Total Current RSA Base (5/4/2016)	EETF (5/11/2016)	WF2000 (5/4/2016)	Total Fiscal Year Base	Total Recommendation	New Funds	% Inc	Total Recommendation	New Funds	% Inc
<b>Total</b>	<b>490,732,027</b>	<b>54,525,781</b>	<b>733,562,405</b>	<b>71,470,530</b>	<b>24,747,060</b>	<b>829,779,995</b>	<b>998,749,400</b>	<b>168,969,406</b>	<b>20.4%</b>	<b>1,021,294,979</b>	<b>22,545,578</b>	<b>2.3%</b>

NOTE: FY2016-17 Base - DFA Forecast as of 5/4/2016

Table B. 2017-19 Two-Year Colleges Recommendations



Inst	FY2016-17						FY2017-18					FY2018-19	
	90% Needs-based RSA Base	10% Outcomes-based RSA Base	Total RSA Base	EETF	WF2000	Total Base (RSA, EETF & WF2000)	Total Need	% of Need Met	Adjustment to Reach 75% of Need	Total Recommendation	% of Need Met	2.1% Continuing Level	Total Recommendation
ANC	7,719,347	857,705	8,577,052	781,029	730,954	10,089,035	10,089,035	100.0%	0	10,089,035	100.0%	211,870	10,300,904
ASUB	10,652,154	1,183,573	11,835,727	1,558,008	801,945	14,195,680	17,291,657	82.1%	0	14,195,680	82.1%	298,109	14,493,789
ASUMH	3,283,299	364,811	3,648,110	0	823,929	4,472,039	6,897,913	64.8%	701,396	5,173,435	75.0%	108,642	5,282,077
ASUMS	3,472,206	385,801	3,858,007	0	2,190,914	6,048,921	7,687,536	78.7%	0	6,048,921	78.7%	127,027	6,175,948
ASUN	5,393,064	599,229	5,992,293	0	1,417,628	7,409,921	11,857,653	62.5%	1,483,319	8,893,240	75.0%	186,758	9,079,998
BRTC	5,502,164	611,352	6,113,516	0	2,245,209	8,358,725	9,340,575	89.5%	0	8,358,725	89.5%	175,533	8,534,258
CCCUA	3,056,222	339,580	3,395,802	0	1,350,337	4,746,139	7,193,341	66.0%	648,867	5,395,006	75.0%	113,295	5,508,301
CotO	3,174,535	352,726	3,527,261	0	1,156,386	4,683,647	6,021,115	77.8%	0	4,683,647	77.8%	98,357	4,782,004
EACC	5,209,252	578,806	5,788,058	815,344	0	6,603,402	6,603,402	100.0%	0	6,603,402	100.0%	138,671	6,742,074
NAC	7,170,268	796,696	7,966,964	481,533	575,177	9,023,674	9,101,850	99.1%	0	9,023,674	99.1%	189,497	9,213,171
NPC	8,141,840	904,649	9,046,489	1,219,462	668,021	10,933,972	11,656,798	93.8%	0	10,933,972	93.8%	229,613	11,163,586
NWACC	9,557,282	1,061,920	10,619,202	1,077,690	0	11,696,892	20,455,496	57.2%	3,644,730	15,341,622	75.0%	322,174	15,663,796
OZC	2,813,828	312,648	3,126,475	0	1,271,841	4,398,316	6,339,756	69.4%	356,501	4,754,817	75.0%	99,851	4,854,668
PCCUA	8,156,779	906,309	9,063,088	794,035	529,856	10,386,979	10,386,979	100.0%	0	10,386,979	100.0%	218,127	10,605,105
PTC	13,623,693	1,513,744	15,137,437	0	2,273,772	17,411,209	22,471,909	77.5%	0	17,411,209	77.5%	365,635	17,776,844
RMCC	2,886,182	320,687	3,206,869	215,221	0	3,422,090	4,202,784	81.4%	0	3,422,090	81.4%	71,864	3,493,954
SACC	5,430,876	603,431	6,034,307	557,637	461,389	7,053,333	8,383,651	84.1%	0	7,053,333	84.1%	148,120	7,201,453
SAUT	5,134,960	570,551	5,705,511	219,829	0	5,925,340	8,661,876	68.4%	571,067	6,496,407	75.0%	136,425	6,632,832
SEAC	5,073,118	563,680	5,636,798	0	1,975,199	7,611,997	7,611,997	100.0%	0	7,611,997	100.0%	159,852	7,771,849
UACCB	3,717,955	413,106	4,131,061	0	866,760	4,997,821	6,388,006	78.2%	0	4,997,821	78.2%	104,954	5,102,775
UACCH	4,042,797	449,200	4,491,997	0	1,958,947	6,450,944	6,743,317	95.7%	0	6,450,944	95.7%	135,470	6,586,414
UACCM	4,519,940	502,216	5,022,155	0	1,291,186	6,313,341	9,188,120	68.7%	577,749	6,891,090	75.0%	144,713	7,035,803
<b>Total</b>	<b>127,731,761</b>	<b>14,192,418</b>	<b>141,924,179</b>	<b>7,719,788</b>	<b>22,589,450</b>	<b>172,233,417</b>	<b>214,574,766</b>	<b>80.3%</b>	<b>7,983,628</b>	<b>180,217,045</b>	<b>84.0%</b>	<b>3,784,558</b>	<b>184,001,603</b>

**Table C. 2017-19 Four-Year Universities Recommendations**



Inst	2016-17					FY2017-18					FY2018-19	
	90% Needs-based RSA Base	10% Outcomes-based RSA Base	Total RSA	EETF	Total Base (RSA & EETF)	Total Need	% of Need	Adjustment to Reach 75% of Need	Total Recommendation	% of Need	2.1% Continuing Level	Total Recommendation
ASUJ	50,740,480	5,637,831	56,378,311	6,377,540	62,755,851	114,678,309	54.7%	23,252,881	86,008,732	75.0%	1,806,183	87,814,915
ATU	26,839,746	2,982,194	29,821,940	2,189,000	32,010,940	58,456,725	54.8%	11,831,604	43,842,544	75.0%	920,693	44,763,238
HSU	16,916,592	1,879,621	18,796,213	2,264,417	21,060,630	23,300,799	90.4%	0	21,060,630	90.4%	442,273	21,502,903
SAUM	14,026,479	1,558,498	15,584,976	1,338,773	16,923,749	31,627,908	53.5%	6,797,182	23,720,931	75.0%	498,140	24,219,071
UAF	105,782,841	11,753,649	117,536,490	9,917,233	127,453,723	253,357,244	50.3%	62,564,210	190,017,933	75.0%	3,990,377	194,008,309
UAFS	18,535,154	2,059,462	20,594,615	3,318,007	23,912,623	34,961,233	68.4%	2,308,302	26,220,925	75.0%	550,639	26,771,564
UALR	51,000,535	5,666,726	56,667,261	5,750,502	62,417,763	90,231,974	69.2%	5,256,218	67,673,981	75.0%	1,421,154	69,095,134
UAM	11,761,041	1,306,782	13,067,823	1,155,403	14,223,227	18,672,216	76.2%	0	14,223,227	76.2%	298,688	14,521,915
UAPB	19,594,164	2,177,129	21,771,294	2,005,756	23,777,049	27,059,267	87.9%	0	23,777,049	87.9%	499,318	24,276,367
UCA	47,803,235	5,311,471	53,114,705	4,983,575	58,098,280	96,495,920	60.2%	14,273,660	72,371,940	75.0%	1,519,811	73,891,751
<b>Total</b>	<b>363,000,266</b>	<b>40,333,363</b>	<b>403,333,629</b>	<b>39,300,206</b>	<b>442,633,835</b>	<b>748,841,595</b>	<b>59.1%</b>	<b>126,284,056</b>	<b>568,917,891</b>	<b>76.0%</b>	<b>11,947,276</b>	<b>580,865,167</b>

**Table D. 2017-19 Technical Centers Recommendations**



Institution	FY2016-17			FY2017-18					FY2018-19	
	RSA	Workforce 2000	Total Base	Total Need	% of Need Met	Adjustment to 75% of Need	Total Recommendation	% of Need	2.1% Continuing Level	Total Recommendation
ATU-Ozark	2,394,591	794,490	3,189,081	7,764,717	41.1%	2,634,457	5,823,538	75.0%	122,294	5,945,832
UAM-Crossett	1,154,300	657,024	1,811,324	1,811,324	100.0%	0	1,811,324	100.0%	38,038	1,849,362
UAM-McGehee	1,723,919	706,096	2,430,015	2,430,015	100.0%	0	2,430,015	100.0%	51,030	2,481,045
<b>Total</b>	<b>5,272,810</b>	<b>2,157,610</b>	<b>7,430,420</b>	<b>12,006,056</b>	<b>61.9%</b>	<b>2,634,457</b>	<b>10,064,877</b>	<b>83.8%</b>	<b>211,362</b>	<b>10,276,239</b>

Table E. 2017-19 Non-Formula Entities Recommendations



Institution/Entity	FY2016-17			FY2017-18				FY2018-19			
	Base			AHECB Recommendations				AHECB Recommendations			
	RSA	EETF	Total Base	2.1% Continuing Level	Base Operations & Program Enhancements	Total New Funds	Total Recommendation	2.1% Continuing Level	Base Operations & Program Enhancements	Total New Funds	Total Recommendation
ADTEC	1,500,000	0	1,500,000	31,500	0	31,500	1,531,500	32,162	0	32,162	1,563,662
AREON	0	0	0	0	1,200,000	1,200,000	1,200,000	0	0	0	1,200,000
ASU-System Office	2,362,680	152,757	2,515,437	49,616	0	49,616	2,565,053	50,658	0	50,658	2,615,712
ASU-Heritage	350,000	0	350,000	7,350	2,079,580	2,086,930	2,436,930	7,504	43,671	51,175	2,488,105
HSU-CEC	79,798	0	79,798	1,676	0	1,676	81,474	1,711	0	1,711	83,185
NWACC-CPTC	0	0	0	0	120,800	120,800	120,800	0	2,537	2,537	123,337
SACC-Arboretum	0	0	0	0	75,000	75,000	75,000	0	0	0	75,000
SAUT-ETA	368,404	36,735	405,139	7,736	100,000	107,736	512,876	7,899	0	7,899	520,775
SAUT-FTA	1,651,221	92,976	1,744,197	34,676	685,156	719,832	2,464,029	35,404	374,351	409,754	2,873,783
UA-SYS	3,417,950	285,199	3,703,149	71,777	260,647	332,424	4,035,573	73,284	5,473	78,757	4,114,330
UA-AS	2,327,380	140,980	2,468,360	48,875	82,706	131,581	2,599,941	49,901	1,654	51,556	2,651,496
UA-DivAgri	62,800,138	5,861,216	68,661,354	1,318,803	2,500,000	3,818,803	72,480,157	1,346,498	500,000	1,846,498	74,326,655
UA-ASMSA	1,113,015	7,733,055	8,846,070	23,373	565,840	589,213	9,435,283	23,864	0	23,864	9,459,147
UA-CS	2,295,575	0	2,295,575	48,207	105,000	153,207	2,448,782	49,219	2,205	51,424	2,500,206
UA-CJI	1,825,769	0	1,825,769	38,341	988,380	1,026,721	2,852,490	39,146	20,755	59,901	2,912,391
UAF-ARTP	0	0	0	0	250,000	250,000	250,000	0	0	0	250,000
UAF-Autism	0	0	0	0	2,500,000	2,500,000	2,500,000	0	0	0	2,500,000
UAF-GWG	0	0	0	0	1,200,000	1,200,000	1,200,000	0	0	0	1,200,000
UAF-Pryor Center	0	0	0	0	173,087	173,087	173,087	0	0	0	173,087
UAF-WTC AR	0	0	0	0	250,000	250,000	250,000	0	2,588	2,588	252,588
UALR-RAPS	4,087,836	0	4,087,836	85,845	1,689,000	1,774,845	5,862,681	87,647	50,670	138,317	6,000,998
UAPB-Nonformula*	3,647,591	0	3,647,591	612,278	0	612,278	4,259,869	89,457	0	89,457	4,349,326
<b>Total</b>	<b>87,827,357</b>	<b>14,302,917</b>	<b>102,130,274</b>	<b>2,380,053</b>	<b>14,825,196</b>	<b>17,205,249</b>	<b>119,335,524</b>	<b>1,894,356</b>	<b>1,003,904</b>	<b>2,898,260</b>	<b>122,233,783</b>

\*Increase for RSA is greater than 2.1% for federal matching purposes.

## Health-Related Non-Formula Entity - UAMS

	FY2016-17			FY2017-18				FY2018-19			
	Base			AHECB Recommendations				AHECB Recommendations			
	RSA	EETF	Total Base	2.1% Continuing Level	Base Operations & Program Enhancements	Total New Funds	Total Recommendation	2.1% Continuing Level	Base Operations & Program Enhancements	Total New Funds	Total Recommendation
UAMS	86,456,661	9,901,237	96,357,898	1,815,590	12,862,722	14,678,312	111,036,210	1,853,717	1,662,844	3,516,561	114,552,772
UAMS-ABUSE/RAPE/DV	735,000		735,000	15,435	0	15,435	750,435	15,759	0	15,759	766,194
UAMS-Child Safety	720,588		720,588	15,132	0	15,132	735,720	15,450	0	15,450	751,170
UAMS-Ped/Psych/Res.	1,950,000		1,950,000	40,950	0	40,950	1,990,950	41,810	0	41,810	2,032,760
UAMS-IC	5,342,181	246,381	5,588,562	112,186	0	112,186	5,700,748	114,542	0	114,542	5,815,290
<b>Total</b>	<b>95,204,430</b>	<b>10,147,619</b>	<b>105,352,049</b>	<b>1,999,293</b>	<b>12,862,722</b>	<b>14,862,015</b>	<b>120,214,064</b>	<b>2,041,278</b>	<b>1,662,844</b>	<b>3,704,122</b>	<b>123,918,186</b>

THIS PAGE INTENTIONALLY LEFT BLANK



## **RECOMMENDATIONS FOR STATE FUNDING OF CAPITAL PROJECTS 2017-19 BIENNIUM**

---

### **Capital Priorities**

Capital priorities for General Improvement Fund projects in 2017-19 remain the same as those established in past biennia by the Arkansas Higher Education Coordinating Board (AHECB). Those priorities are as follows:

- Technology infrastructure improvements including: installations or upgrades of local area networks (LANS), campus infrastructure to support increased bandwidth, and instructional technology equipment for classrooms and laboratories, as well as distance learning delivery systems.
- Critical maintenance projects where critical needs are defined as those which must be addressed before the end of 2019 and which, if neglected, could result in substantial damage to the structural integrity of the building, or are related to the imminent failure of building systems such as HVAC, electrical and plumbing. In addition, critical maintenance projects include those associated with ADA compliance and/or safety needs.
- Improvements in research, instructional and clinical equipment as well as library holdings and technology.
- Renovation of existing facilities to address changing program needs.
- New construction of facilities when renovation of an existing building to meet the need is either not cost effective or is not an option, e.g., new space to address enrollment growth.

In light of these priorities, institutions have responded with capital needs for the 2017-19 biennium. ADHE staff have evaluated the requests and have recommended capital projects that meet the strategic needs of higher education through 2019.

### **Capital 2017-19 Recommendations**

Arkansas higher education now has a current replacement value for its educational and general (E&G) space of approximately \$5.6 billion. When this information is coupled with the fact that approximately 50 percent of the useful life of campus facilities statewide has been expended, it is not surprising that the capital request for higher education is significant.

## **Construction, Renovation and Technology Infrastructure Projects**

Institutions requested approximately \$1.14 billion in capital construction/renovation and technology infrastructure projects. Recommendations were made on the basis of the following criteria and institutions' demonstrating a compelling need for the projects.

- Institutional need for additional E&G square footage
- Condition of facilities (facilities condition index factor, critical maintenance needs)
- Age of facilities
- Debt service (capacity and utilization)
- Enrollment
- SREB category of the institution

Of the \$150.9 million recommended, \$76 million (50.3 percent) is for four-year institutions; \$55 million (36.4 percent) for two-year institutions; \$17.39 million (11.5 percent) for non-formula entities; and \$2.57 million (1.7 percent) for technical institutes.

Four-year institutions represent 53.5 percent of total higher education facilities assets, while the two-year institutions and non-formula entities have 24.0 percent and 21.8 percent of the total assets, respectively. Technical institutes represent approximately 0.8 percent of the total assets. A narrative description of each recommended construction/renovation and technology infrastructure project follows in Table 8-B.

## **Critical Maintenance**

Educational and General Critical Maintenance needs for all institutions total over \$211 million. Critical needs are defined as those which must be addressed before the end of 2019 and which, if neglected, could result in substantial damage to the structural integrity of the building, or are related to the imminent failure of building systems such as HVAC, electrical and plumbing. The four-year institutions have a critical maintenance need of \$164.98 million (77.9 percent); the two-year critical maintenance need is \$24.3 million (11.4 percent); and the non-formula and technical institute critical maintenance needs are \$21.2 million (10.0 percent) and \$1.4 million (0.7 percent), respectively.

Recommendations are based on ten percent of the institution's total critical maintenance need. The total critical maintenance need and recommendation for each institution can be found on Table 8-A.

Staff recommends approximately \$21.2 million for critical maintenance needs.

### **Deferred Maintenance**

Educational and General Maintenance needs for all institutions total over \$2.7 billion. The four-year institutions have a maintenance need of \$1.68 billion (60.4 percent); the two-year maintenance need is \$457.6 million (16.4 percent); and the non-formula and technical institute maintenance needs are \$625.5 million (22.4 percent) and \$21.8 million (0.8 percent), respectively.

Recommendations are based on two percent of the institution's total deferred maintenance need. The total deferred maintenance need and recommendation for each institution can be found on Table 8-A.

Staff recommends approximately \$55.8 million for deferred maintenance needs.

### **Equipment and Library**

Staff recommends approximately \$22.1 million for equipment and library needs. This recommendation is based on \$150/weighted FTE for the four-year, two-year and technical institutions.

### **Summary**

The capital recommendation is significant given the projected revenues to support the projects; however, these recommendations reflect the continuing need to maintain the state's investment in higher education facilities and keep pace with the technological advances that are necessary for cutting edge academic programs. Project categories and recommendations are summarized as follows:

<b><u>Project Category</u></b>	<b><u>Recommendations</u></b>
Renovation, Construction and Technology Infrastructure	\$150,964,258
Critical Maintenance	21,160,000
Deferred Maintenance	55,840,000
Equipment and Library	22,086,768
<b>GRAND TOTAL</b>	<b>\$250,051,026</b>

**Table 1: Summary of Capital Requests / Recommendations for the 2017-2019 Biennium**

INSTITUTION/ PROJECT NAME	PROJECT TYPE	REQUESTED AMOUNT	ADHE RECOMM.	Priority
				A
ASUJ				
Projects:				
New College of Engineering Building	New Construction	\$15,161,925	4,000,000	4,000,000
College of Ed/Com Restrooms Renovation	Renovation/ADA	\$908,500	908,500	908,500
Library HVAC System Modernization	Renovation	\$2,351,090	2,000,000	2,000,000
Lab Sciences Lab & HVAC System Modernization	Renovation	\$5,485,133	1,291,500	1,291,500
College of Math HVAC Modernization	Renovation	\$747,263		
College of Fine Arts Studio Addition / Annex Removal	New Construction / ADA	\$6,654,963		
Project Total		31,308,873	8,200,000	8,200,000
Critical Maintenance		18,353,149	1,840,000	1,840,000
Deferred Maintenance		246,840,637	4,940,000	4,940,000
Replacement Equipment & Library			2,342,774	2,342,774
Total		296,502,658	17,322,774	17,322,774
ATU				
Projects:				
Technology	Infrastructure Improvements	5,832,533	5,832,533	5,832,533
Academic Classroom Building	New Construction	29,057,675	2,367,467	2,367,467
Hull Building	Renovation	5,281,787		
Project Total		40,171,995	8,200,000	8,200,000
Critical Maintenance		2,984,742	300,000	300,000
Deferred Maintenance		122,897,259	2,460,000	2,460,000
Replacement Equipment & Library			1,361,321	1,361,321
Total		166,053,995	12,321,321	12,321,321

**Table 1: Summary of Capital Requests / Recommendations for the 2017-2019 Biennium**

INSTITUTION/ PROJECT NAME	PROJECT TYPE	REQUESTED AMOUNT	ADHE RECOMM.	Priority
				A
HSU				
Projects:				
HPER Building	New Construction	18,000,000	3,000,000	3,000,000
Russell Fine Arts Building	Renovation/Remodeling	6,000,000	3,000,000	3,000,000
School of Business Building	Renovation/Remodeling	14,139,400	1,200,000	1,200,000
Land Acquisition	Construction: Other	600,000		
Project Total		38,739,400	7,200,000	7,200,000
Critical Maintenance		8,027,364	800,000	800,000
Deferred Maintenance		91,198,570	1,820,000	1,820,000
Replacement Equipment & Library			541,895	541,895
Total		137,965,334	10,361,895	10,361,895
SAUM				
Projects:				
Educational Building	New Construction	1,350,000	1,350,000	1,350,000
Technology Upgrades	Technology Infrastructure	3,465,750	3,465,750	3,465,750
STEM Training Center	Renovation	3,889,902	2,384,250	2,384,250
Livestock Feed Barn	New Construction	80,000		
Bridge to Pump Station	New Construction	75,000		
Project Total		8,860,652	7,200,000	7,200,000
Critical Maintenance		4,219,081	420,000	420,000
Deferred Maintenance		88,897,799	1,780,000	1,780,000
Replacement Equipment & Library			618,586	618,586
Total		101,977,532	10,018,586	10,018,586

**Table 1: Summary of Capital Requests / Recommendations for the 2017-2019 Biennium**

INSTITUTION/ PROJECT NAME	PROJECT TYPE	REQUESTED AMOUNT	ADHE RECOMM.	Priority
				A
UAF Projects:				
Center for Learning and Student Support	New Construction	11,536,746	5,000,000	5,000,000
Research Laboratory and Office Building	New Construction	45,433,550	3,000,000	3,000,000
Fine Arts Center	Restoration / Renovation	32,415,426	1,200,000	1,200,000
Business Building	Renovation	21,501,000		
Human Environmental Sciences Building	Restoration / Renovation	10,577,800		
John A. White Jr. Engineering Hall	Restoration / Addition	20,980,300		
Memorial Hall	Restoration / Renovation	19,030,935		
Mullins Library / Stacks	Restoration / Renovation	16,475,500		
Agriculture Building	Restoration / Renovation	20,000,400		
General Access Classroom and Office Building	New Construction	37,000,000		
Research Center at ARTP	New Construction	30,334,000		
Nanoscale Mat, Sci and Eng - North and South Wings	New Construction	57,785,000		
West Avenue Annex	Restoration / Renovation	6,288,229		
Kimple Hall / Office Tower	Renovation	9,393,000		
Project Total		338,751,886	9,200,000	9,200,000
Critical Maintenance		33,940,925	3,390,000	3,390,000
Deferred Maintenance		454,268,430	9,090,000	9,090,000
Replacement Equipment & Library			4,555,200	4,555,200
Total		826,961,241	26,235,200	26,235,200
UAFS Projects:				
Math-Science Building Upgrade and Lab Modernization	Renovation	14,500,000	3,000,000	3,000,000
Math-Science Building Expansion	New Construction	18,000,000	2,000,000	2,000,000
College of Business Building	New Construction	15,000,000	1,700,000	1,700,000
Project Total		47,500,000	6,700,000	6,700,000
Critical Maintenance		2,916,322	290,000	290,000
Deferred Maintenance		73,041,151	1,460,000	1,460,000
Replacement Equipment & Library			829,488	829,488
Total		123,457,472	9,279,488	9,279,488

**Table 1: Summary of Capital Requests / Recommendations for the 2017-2019 Biennium**

INSTITUTION/ PROJECT NAME	PROJECT TYPE	REQUESTED AMOUNT	ADHE RECOMM.	Priority
				A
UALR				
Projects:				
Technology Infrastructure Improvements	Technology Infrastructure	9,802,121	4,000,000	4,000,000
Nanotechnology Center (CINS)	New Construction	4,118,514	3,000,000	3,000,000
Bldg. Infrastructure / Critical Maint.	Critical Maintenance	26,417,723	1,700,000	1,700,000
Ross Hall Renovations	Renovation	11,776,591		
Innovation Center	New Construction	9,891,889		
Science Classroom / Laboratory	New Construction	23,931,101		
Classroom Technology Improvements	Tech. Infrastructure	2,337,446		
Communication Classroom / Lab	New Construction	21,111,504		
Library Learning Commons	Renovation	5,596,881		
IT Services	Renovation	2,882,453		
Project Total		117,866,222	8,700,000	8,700,000
Critical Maintenance		66,237,148	6,620,000	6,620,000
Deferred Maintenance		264,884,133	5,300,000	5,300,000
Replacement Equipment & Library			1,802,560	1,802,560
Total		448,987,503	22,422,560	22,422,560
UAM				
Projects:				
Construction of New Math and Science Center	New Construction	20,000,000	3,500,000	3,500,000
Renovation of Old Student Union	Renovation	2,000,000	2,000,000	2,000,000
Renovation of Library and Technology Center	Renovation	325,000	325,000	325,000
Renovation of Fine Arts Center	Renovation	500,000	375,000	375,000
Renovation of Music Building	Renovation	750,000		
Project Total		23,575,000	6,200,000	6,200,000
Critical Maintenance		13,425,605	1,340,000	1,340,000
Deferred Maintenance		85,619,525	1,710,000	1,710,000
Replacement Equipment & Library			387,969	387,969
Total		122,620,129	9,637,969	9,637,969



**Table 1: Summary of Capital Requests / Recommendations for the 2017-2019 Biennium**

INSTITUTION/ PROJECT NAME	PROJECT TYPE	REQUESTED AMOUNT	ADHE RECOMM.	Priority
				A
UAPB				
Projects:				
Campus Renovations & Repair	Renovation	12,359,000	3,000,000	3,000,000
Nanotechnology/Biotechnology Center	New Construction	15,576,800	2,000,000	2,000,000
Life Sciences	New Construction	10,940,900	1,200,000	1,200,000
Biomedical/Health Science Facility	New Construction	17,403,000		
Technology Infrastructure Upgrades	Technology	550,000		
Library Expansion	New Construction/Renovation	14,500,000		
Campus Safety and Security	New Construction	3,527,000		
Project Total		74,856,700	6,200,000	6,200,000
Critical Maintenance		1,510,729	150,000	150,000
Deferred Maintenance		75,181,873	1,500,000	1,500,000
Replacement Equipment & Library			387,294	387,294
Total		151,549,302	8,237,294	8,237,294
UCA				
Projects:				
Lewis Science Center Replacement	Renovation	14,000,000	4,000,000	4,000,000
Institute for Wellness & Restorative Health	New Construction	43,000,000	2,100,000	2,100,000
Fine Arts Building	New Construction	38,450,000	2,100,000	2,100,000
Fiber Replacement & Internet Backbone Augmentation	Technology	2,500,000		
Old Main	Renovation	18,635,000		
Project Total		116,585,000	8,200,000	8,200,000
Critical Maintenance		13,365,000	1,340,000	1,340,000
Deferred Maintenance		182,678,520	3,650,000	3,650,000
Replacement Equipment & Library			2,041,509	2,041,509
Total		312,628,520	15,231,509	15,231,509
Subtotal Four Year				
Projects		\$ 838,215,728	\$ 76,000,000	\$ 76,000,000
Critical Maintenance		\$ 164,980,063	\$ 16,490,000	\$ 16,490,000
Deferred Maintenance		\$ 1,685,507,896	\$ 33,710,000	\$ 33,710,000
Equipment & Library		\$ -	\$ 14,868,595	\$ 14,868,595
Total		\$ 2,688,703,687	\$ 141,068,595	\$ 141,068,595

**Table 1: Summary of Capital Requests / Recommendations for the 2017-2019 Biennium**

INSTITUTION/ PROJECT NAME	PROJECT TYPE	REQUESTED AMOUNT	ADHE RECOMM.	Priority
				A
ATU - Ozark				
Projects:				
Allied Health Building Re-Roof	Renovation	107,731	107,731	107,731
Instructional Technology	Other	244,213	244,213	244,213
Technology Building Restroom Renovation	Renovation	120,589	120,589	120,589
Project Total		472,533	472,533	472,533
Critical Maintenance		251,000	30,000	30,000
Deferred Maintenance		9,663,496	190,000	190,000
Replacement Equipment & Library			149,510	149,510
Total		10,387,029	842,043	842,043
UAM-Crossett				
Projects:				
Workforce/Collegiate Center UAM CTC	New Construction	2,150,000	1,050,000	1,050,000
Project Total		2,150,000	1,050,000	1,050,000
Critical Maintenance		426,403	40,000	40,000
Deferred Maintenance		5,340,843	110,000	110,000
Replacement Equipment & Library			27,895	27,895
Total		7,917,246	1,227,895	1,227,895
UAM-McGehee				
Projects:				
General Education Building UAM CTM	New Construction	4,250,000	1,050,000	1,050,000
Project Total		4,250,000	1,050,000	1,050,000
Critical Maintenance		738,484	70,000	70,000
Deferred Maintenance		6,833,905	140,000	140,000
Replacement Equipment & Library			28,830	28,830
Total		11,822,389	1,288,830	1,288,830
Subtotal Technical Institutes				
Projects		\$ 6,872,533	\$ 2,572,533	\$ 2,572,533
Critical Maintenance		\$ 1,415,887	\$ 140,000	\$ 140,000
Deferred Maintenance		\$ 21,838,245	\$ 440,000	\$ 440,000
Replacement Equipment & Library		\$ -	\$ 206,235	\$ 206,235
Total		\$ 30,126,665	\$ 3,358,768	\$ 3,358,768

Table 1: Summary of Capital Requests / Recommendations for the 2017-2019 Biennium

INSTITUTION/ PROJECT NAME	PROJECT TYPE	REQUESTED AMOUNT	ADHE RECOMM.	Priority
				A
ASU-SYS				
Projects:				
NO REQUESTS		0	0	0
Project Total		0	0	0
Critical Maintenance		0	0	0
Deferred Maintenance		0	0	0
Replacement Equipment & Library			0	0
Total		0	0	0
SAUT - Environmental Training Academy				
Projects:				
NO REQUESTS		0	0	0
Project Total		0	0	0
Critical Maintenance		6,902	0	0
Deferred Maintenance		750,359	20,000	20,000
Replacement Equipment & Library			0	0
Total		757,262	20,000	20,000
SAUT - Fire Training Academy				
Projects:				
Dormitory	New Construction	4,335,708	1,050,000	1,050,000
Confined Space/Rescue Tech	New Construction	500,000	500,000	500,000
Driving Course	New Construction	3,000,000		0
Project Total		7,835,708	1,550,000	1,550,000
Critical Maintenance		34,512	0	0
Deferred Maintenance		2,726,340	50,000	50,000
Replacement Equipment & Library			0	0
Total		10,596,561	1,600,000	1,600,000

**Table 1: Summary of Capital Requests / Recommendations for the 2017-2019 Biennium**

INSTITUTION/ PROJECT NAME	PROJECT TYPE	REQUESTED AMOUNT	ADHE RECOMM.	Priority
				A
UA - Div. Of Agriculture				
Projects:				
Arkansas Agricultural Research & Extension Centers and Stations	Renovation, Restoration, Remodel and New Construction	13,454,000	2,900,000	2,900,000
Coleman Creek Bank Stabilization	Other	200,000	200,000	200,000
Rice Innovation Center	New Construction	1,000,000	1,000,000	1,000,000
Project Total		14,654,000	4,100,000	4,100,000
Critical Maintenance		713,864	70,000	70,000
Deferred Maintenance		79,875,564	1,600,000	1,600,000
Replacement Equipment & Library			0	0
Total		95,243,427	5,770,000	5,770,000
UA - Clinton School				
Projects:				
Servers/Technology Upgrades	Technology	75,000	75,000	75,000
Project Total		75,000	75,000	75,000
Critical Maintenance		0	0	0
Deferred Maintenance		0	0	0
Replacement Equipment & Library			0	0
Total		75,000	75,000	75,000
UA - Criminal Justice Institute				
Projects:				
CJI Forensic Lab and Classroom Equipment	Equipment	103,700	103,700	103,700
CJI Equipment Upgrades	Equipment	240,000	240,000	240,000
Project Total		343,700	343,700	343,700
Critical Maintenance		0	0	0
Deferred Maintenance		0	0	0
Replacement Equipment & Library			0	0
Total		343,700	343,700	343,700

Table 1: Summary of Capital Requests / Recommendations for the 2017-2019 Biennium

INSTITUTION/ PROJECT NAME	PROJECT TYPE	REQUESTED AMOUNT	ADHE RECOMM.	Priority
				A
UA-AAS				
Projects:				
ADA Accessible Doors	Other	43,500	43,500	43,500
Project Total		43,500	43,500	43,500
Critical Maintenance		43,500	0	0
Deferred Maintenance		3,802,627	80,000	80,000
Replacement Equipment & Library			0	0
Total		3,889,627	123,500	123,500
UA-AREON				
Projects:				
Technology Infrastructure Improvements - Arkansas Cloud Equipment Upgrades	Technology Infrastructure Improvements	3,000,000	525,000	525,000
Technology Infrastructure Improvements Fiber Renewal/Acquisition - Mena, De Queen, West Helena	Technology Infrastructure	2,375,000	500,000	500,000
Technology Infrastructure Improvements Fiber Renewal/Acquisition - Research Stations, NCTR, Branch Campuses Locations, ACH	Technology Infrastructure	4,000,000		
Project Total		9,375,000	1,025,000	1,025,000
Critical Maintenance		0	0	0
Deferred Maintenance		0	0	0
Replacement Equipment & Library			0	0
Total		9,375,000	1,025,000	1,025,000
UA-ASMSA				
Projects:				
Multi-purpose Building (Community Hall)	New Construction	5,250,000	525,000	525,000
Learning Courtyard	New Construction	1,500,000	500,000	500,000
STEM Center	New Construction	8,500,000		
Project Total		15,250,000	1,025,000	1,025,000
Critical Maintenance		0	0	0
Deferred Maintenance		0	0	0
Replacement Equipment & Library			0	0
Total		15,250,000	1,025,000	1,025,000

**Table 1: Summary of Capital Requests / Recommendations for the 2017-2019 Biennium**

INSTITUTION/ PROJECT NAME	PROJECT TYPE	REQUESTED AMOUNT	ADHE RECOMM.	Priority
				A
UA-SYS				
Projects:				
Technology Upgrades	Technology	250,000	250,000	250,000
System Office Expansion	New Construction	1,726,500	775,000	775,000
Project Total		1,976,500	1,025,000	1,025,000
Critical Maintenance		114,500	10,000	10,000
Deferred Maintenance		2,060,156	40,000	40,000
Replacement Equipment & Library			0	0
Total		4,151,156	1,075,000	1,075,000
UAMS				
Projects:				
Central Building Code Upgrade	Renovation	20,000,000	4,200,000	4,200,000
EPIC Expansion/Implementation to UAMS Regional Programs				
Primary Care & Northwest Clinics	Infrastructure/Information System	16,555,000	2,000,000	2,000,000
Hospital Clinical Equipment	Capital Equipment	16,020,034	1,000,000	1,000,000
North East Central Energy Station	New Construction	30,000,000	1,000,000	1,000,000
Project Total		82,575,034	8,200,000	8,200,000
Critical Maintenance		20,295,000	2,030,000	2,030,000
Deferred Maintenance		536,287,804	10,730,000	10,730,000
Replacement Equipment & Library			1,927,257	1,927,257
Total		639,157,838	22,887,257	22,887,257
Subtotal Non-Formula				
Projects		\$ 132,128,442	\$ 17,387,200	\$ 17,387,200
Critical Maintenance		\$ 21,208,278	\$ 2,110,000	\$ 2,110,000
Deferred Maintenance		\$ 625,502,850	\$ 12,520,000	\$ 12,520,000
Equipment & Library		\$ -	\$ 1,927,257	\$ 1,927,257
Total		\$ 778,839,570	\$ 33,944,457	\$ 33,944,457

**Table 1: Summary of Capital Requests / Recommendations for the 2017-2019 Biennium**

INSTITUTION/ PROJECT NAME	PROJECT TYPE	REQUESTED AMOUNT	ADHE RECOMM.	Priority
				A
ANC				
Projects:				
Workforce Training Building	New Construction	3,991,000	1,850,000	1,850,000
Nursing & Allied Health Building (Paragould)	New Construction	3,415,000	1,000,000	1,000,000
Center for Science and Technology	New Construction	11,000,000		
Project Total		18,406,000	2,850,000	2,850,000
Critical Maintenance		3,469,198	350,000	350,000
Deferred Maintenance		17,783,280	360,000	360,000
Replacement Equipment & Library			138,225	138,225
Total		39,658,478	3,698,225	3,698,225
ASUB				
Projects:				
IT Services Data Center	New Construction	2,508,500	2,000,000	2,000,000
State Hall	Renovation	2,865,000	1,375,000	1,375,000
Project Total		5,373,500	3,375,000	3,375,000
Critical Maintenance		1,067,000	110,000	110,000
Deferred Maintenance		53,665,711	1,070,000	1,070,000
Replacement Equipment & Library			445,250	445,250
Total		60,106,211	5,000,250	5,000,250
ASUMH				
Projects:				
Occupational Technical Center	Renovation	2,000,000	1,850,000	1,850,000
Health and Wellness Center	New Construction	4,500,000	1,000,000	1,000,000
Security System Upgrades	Technology Infrastructure	200,000		
Vada Shield Community Center	Renovation	1,000,000		
Project Total		7,700,000	2,850,000	2,850,000
Critical Maintenance		915,834	90,000	90,000
Deferred Maintenance		11,042,520	220,000	220,000
Replacement Equipment & Library			162,705	162,705
Total		19,658,355	3,322,705	3,322,705

**Table 1: Summary of Capital Requests / Recommendations for the 2017-2019 Biennium**

INSTITUTION/ PROJECT NAME	PROJECT TYPE	REQUESTED AMOUNT	ADHE RECOMM.	Priority
				A
ASUMS				
Projects:				
Classroom Instructional Technology Equipment Replacement	New Construction	102,000	102,000	102,000
Project Total		102,000	102,000	102,000
Critical Maintenance		200,000	20,000	20,000
Deferred Maintenance		22,901,060	460,000	460,000
Replacement Equipment & Library			159,060	159,060
Total		23,203,060	741,060	741,060
ASUN				
Projects:				
STEM Classroom/Lab Building ASUN Jonesboro Campus	New Construction	3,000,000	1,000,000	1,000,000
Administration Building ASUN Newport Campus	New Construction	750,000	750,000	750,000
Building and Transportation Tech Building ASUN Newport	Renovation	547,500	547,500	547,500
Main Building Remodel ASUN Jonesboro Campus	Renovation	1,950,000	552,500	552,500
Nursing and Allied Health Building ASUN Newport Campus	New Construction	5,500,000		
Main Building Addition/Remodeling ASUN Marked Tree Campus	Renovation	900,000		
Project Total		12,647,500	2,850,000	2,850,000
Critical Maintenance		225,000	20,000	20,000
Deferred Maintenance		16,960,060	340,000	340,000
Replacement Equipment & Library			264,730	264,730
Total		29,832,560	3,474,730	3,474,730



Table 1: Summary of Capital Requests / Recommendations for the 2017-2019 Biennium

INSTITUTION/ PROJECT NAME	PROJECT TYPE	REQUESTED AMOUNT	ADHE RECOMM.	Priority
				A
BRTC				
Projects:				
Student Information System Upgrade	Technology Infrastructure Improvements	1,062,000	1,062,000	1,062,000
"A" & "B" Bldg. Renovation	Renovation	157,500	157,500	157,500
Fire Science Equipment Storage	New Construction of Facilities	157,500	157,500	157,500
AC/Library Equipment Replacement	Equipment Replacement	54,000	54,000	54,000
Grounds Maintenance Equipment Storage	New Construction of Facilities	90,000	90,000	90,000
Technical Education Building	New Construction of Facilities	2,700,000	1,167,000	1,167,000
RCDC Renovation	Renovation	162,000	162,000	162,000
Law Enforcement Training Academy Barracks	New Construction of Facilities	4,500,000		
Project Total		8,883,000	2,850,000	2,850,000
Critical Maintenance		145,000	10,000	10,000
Deferred Maintenance		19,254,235	390,000	390,000
Replacement Equipment & Library			201,595	201,595
Total		28,282,235	3,451,595	3,451,595
CCCUA				
Projects:				
Technology Upgrades	Technology Upgrades	600,000	600,000	600,000
HVAC Replacement	Critical Maintenance	58,000	58,000	58,000
Student Commons	New Construction	1,000,000	1,000,000	1,000,000
Convocation/Education Center	New Construction	3,000,000	1,192,000	1,192,000
Project Total		4,658,000	2,850,000	2,850,000
Critical Maintenance		516,119	50,000	50,000
Deferred Maintenance		14,809,423	300,000	300,000
Replacement Equipment & Library			144,070	144,070
Total		19,983,542	3,344,070	3,344,070

**Table 1: Summary of Capital Requests / Recommendations for the 2017-2019 Biennium**

INSTITUTION/ PROJECT NAME	PROJECT TYPE	REQUESTED AMOUNT	ADHE RECOMM.	Priority
				A
COTO				
Projects:				
Health/Science Technology Building	New Construction	6,834,000	1,600,000	1,600,000
Technology Infrastructure Improvements	Other	250,000	250,000	250,000
Conference and Student Center	New Construction	9,030,000	1,000,000	1,000,000
Project Total		16,114,000	2,850,000	2,850,000
Critical Maintenance		464,644	50,000	50,000
Deferred Maintenance		10,129,385	200,000	200,000
Replacement Equipment & Library			129,325	129,325
Total		26,708,029	3,229,325	3,229,325
EACC				
Projects:				
Technology Infrastructure & Systems	Renovation	363,500	363,500	363,500
Maintenance Building	New Construction / Renovation	280,950	280,950	280,950
Student Center	New Construction	1,845,200	1,250,000	1,250,000
Renovation of Classroom Bld. 3	Renovation	1,130,750	455,550	455,550
Project Total		3,620,400	2,350,000	2,350,000
Critical Maintenance		323,471	30,000	30,000
Deferred Maintenance		14,491,732	290,000	290,000
Replacement Equipment & Library			116,675	116,675
Total		18,435,603	2,786,675	2,786,675

Table 1: Summary of Capital Requests / Recommendations for the 2017-2019 Biennium

INSTITUTION/ PROJECT NAME	PROJECT TYPE	REQUESTED AMOUNT	ADHE RECOMM.	Priority
				A
NAC				
Projects:				
Admin. ERP & SIS Software System	Technology	1,300,000	1,300,000	1,300,000
Roof Renovations	Renovation	5,400,000	1,000,000	1,000,000
N. Campus Student Resource Area	Renovation	100,000	100,000	100,000
S. Campus Library Renovation	Renovation	1,603,000	450,000	450,000
S. Campus Student Resource Area	Renovation	750,000		
S. Campus East Ent. & Student Area	Renovation	800,000		
N. Campus Main Ent. & Student Area	Renovation	100,000		
Project Total		10,053,000	2,850,000	2,850,000
Critical Maintenance		5,155,368	520,000	520,000
Deferred Maintenance		23,310,320	470,000	470,000
Replacement Equipment & Library			204,955	204,955
Total		38,518,687	4,044,955	4,044,955
NPC				
Projects:				
Classroom Technology	Technology Infrastructure	720,000	720,000	720,000
Infrastructure Improvements	Technology Infrastructure	1,605,000	1,605,000	1,605,000
Construction of Learning Commons	New Construction	6,833,500	775,000	775,000
Project Total		9,158,500	3,100,000	3,100,000
Critical Maintenance		1,051,127	110,000	110,000
Deferred Maintenance		23,489,753	470,000	470,000
Replacement Equipment & Library			166,755	166,755
Total		33,699,380	3,846,755	3,846,755

**Table 1: Summary of Capital Requests / Recommendations for the 2017-2019 Biennium**

INSTITUTION/ PROJECT NAME	PROJECT TYPE	REQUESTED AMOUNT	ADHE RECOMM.	Priority
				A
NWACC				
Projects:				
Washington County Center	New Construction	961,325	961,325	961,325
Burns Hall Bathroom Renovation	Renovation/Remodeling	160,000	160,000	160,000
Library Remodel	Renovation/Remodeling	111,300	111,300	111,300
Storm Drainage, Leveling, & Replanting (after removal of railroad spur)	Other	190,000	190,000	190,000
Burns Hall East Wing Renovation	Renovation/Remodeling	151,900	151,900	151,900
Parking Garage	Renovation/Remodeling	1,500,000	1,500,000	1,500,000
NCPTC Generator	Other	40,000	40,000	40,000
New Physical Plant Facility	New Construction	400,000	400,000	400,000
Emergency Notification Enhancements	Other	43,000	43,000	43,000
Project Total		3,557,525	3,557,525	3,557,525
Critical Maintenance		0	0	0
Deferred Maintenance		24,373,135	490,000	490,000
Replacement Equipment & Library			742,865	742,865
Total		27,930,660	4,790,390	4,790,390
OZC				
Projects:				
Information Technology Center	New Construction	1,500,000	1,500,000	1,500,000
Fulton County Education Center	New Construction	2,000,000	1,000,000	1,000,000
Health & Fitness Center	New Construction	750,000	350,000	350,000
Project Total		4,250,000	2,850,000	2,850,000
Critical Maintenance		21,802	0	0
Deferred Maintenance		11,810,421	240,000	240,000
Replacement Equipment & Library			128,510	128,510
Total		16,082,223	3,218,510	3,218,510

Table 1: Summary of Capital Requests / Recommendations for the 2017-2019 Biennium

INSTITUTION/ PROJECT NAME	PROJECT TYPE	REQUESTED AMOUNT	ADHE RECOMM.	Priority
				A
PCCUA				
Projects:				
Roof Repair & Replacement	Renovation	1,100,000	1,100,000	1,100,000
Renovation of Gymnasium	Renovation	220,000	220,000	220,000
ADA Improvements	ADA (Handicapped Accessibility)	280,000	280,000	280,000
Campus Security Upgrades	Renovation	100,000	100,000	100,000
Small Business Incubator Elevator	Renovation	120,000	120,000	120,000
Project Total		1,820,000	1,820,000	1,820,000
Critical Maintenance		1,578,500	160,000	160,000
Deferred Maintenance		45,649,445	910,000	910,000
Replacement Equipment & Library			142,145	142,145
Total		49,047,945	3,032,145	3,032,145
PTC				
Projects:				
Science Building Remodel	Renovation	200,000	200,000	200,000
Project Total		200,000	200,000	200,000
Critical Maintenance		2,144,273	210,000	210,000
Deferred Maintenance		27,878,886	560,000	560,000
Replacement Equipment & Library			850,945	850,945
Total		30,223,160	1,820,945	1,820,945
RMCC				
Projects:				
Technology Upgrade of Science Labs	Technology Infrastructure/Renovation	620,500	620,500	620,500
Technology Upgrade of Lecture Hall	Technology Infrastructure/Renovation	590,500	590,500	590,500
Allied Health Equipment	Clinical/Instructional Equipment	200,500	200,500	200,500
Fine Arts Performance Center	New Construction	9,215,000	438,500	438,500
Project Total		10,626,500	1,850,000	1,850,000
Critical Maintenance		434,297	40,000	40,000
Deferred Maintenance		4,431,788	90,000	90,000
Replacement Equipment & Library			82,065	82,065
Total		15,492,585	2,062,065	2,062,065

**Table 1: Summary of Capital Requests / Recommendations for the 2017-2019 Biennium**

INSTITUTION/ PROJECT NAME	PROJECT TYPE	REQUESTED AMOUNT	ADHE RECOMM.	Priority
				A
SACC				
Projects:				
Advanced Manufacturing Center	New Construction	844,643	844,643	844,643
Health Science Center Addition	New Construction	2,986,250	1,250,000	1,250,000
Library/Learning Center Expansion	New Construction	2,951,000	755,357	755,357
Renovation of Career Technical Education Center (formerly Industrial Tech Bldg)	Renovation	298,960		
East Campus Lighting & Signage	Other	250,000		
Technology Infrastructure	Other	267,635		
Project Total		7,598,488	2,850,000	2,850,000
Critical Maintenance		690,483	70,000	70,000
Deferred Maintenance		21,617,187	430,000	430,000
Replacement Equipment & Library			166,910	166,910
Total		29,906,158	3,516,910	3,516,910
SAUT				
Projects:				
Career and Workforce Development Center	New Construction	7,872,500	1,850,000	1,850,000
Administration/Business Bldg. Renovation	Renovation	1,605,000	1,000,000	1,000,000
Project Total		9,477,500	2,850,000	2,850,000
Critical Maintenance		648,831	60,000	60,000
Deferred Maintenance		37,507,702	750,000	750,000
Replacement Equipment & Library			169,540	169,540
Total		47,634,033	3,829,540	3,829,540

**Table 1: Summary of Capital Requests / Recommendations for the 2017-2019 Biennium**

INSTITUTION/ PROJECT NAME	PROJECT TYPE	REQUESTED AMOUNT	ADHE RECOMM.	Priority A
SEAC				
Projects:				
General Studies North-South Sewer	Renovation	790,000	790,000	790,000
General Studies South - Transformer	Safety Hazard	25,000	25,000	25,000
McGeorge Hall - Boiler	Renovation	25,000	25,000	25,000
Founders Hall - Boiler	Renovation	25,000	25,000	25,000
Core Server Switch	Other	82,169	82,169	82,169
Library - Brick Failure	Renovation	25,000	25,000	25,000
Projectors for Classrooms	Other	105,000	105,000	105,000
Wellness Center/Classrooms	New Construction	3,200,000	1,772,831	1,772,831
Project Total		4,277,169	2,850,000	2,850,000
Critical Maintenance		895,346	90,000	90,000
Deferred Maintenance		16,338,991	330,000	330,000
Replacement Equipment & Library			156,625	156,625
Total		21,511,506	3,426,625	3,426,625
UACCB				
Projects:				
Workforce Training Center	Construction	2,082,000	1,250,000	1,250,000
Instructional Equipment	Technology	600,000	600,000	600,000
Stabilization for vehicular bridge	Critical	250,000	250,000	250,000
Land Acquisition	Other	1,205,000	750,000	750,000
General Instruction Classroom Building	Construction	2,513,700		
Business and Industry Building	Construction	2,195,100		
Underground Utility Renovation	Renovation	200,000		
Student Services/Admin./Classroom	Construction	4,080,000		
Project Total		13,125,800	2,850,000	2,850,000
Critical Maintenance		3,285,334	330,000	330,000
Deferred Maintenance		8,483,132	170,000	170,000
Replacement Equipment & Library			143,800	143,800
Total		24,894,266	3,493,800	3,493,800

**Table 1: Summary of Capital Requests / Recommendations for the 2017-2019 Biennium**

INSTITUTION/ PROJECT NAME	PROJECT TYPE	REQUESTED AMOUNT	ADHE RECOMM.	Priority
				A
UACCH				
Projects:				
Instructional Technology	Technology Infrastructure	420,000	420,000	420,000
Testing Center	Renovation	685,000	685,000	685,000
Texarkana Student & Career Services Center	New Construction	10,418,000	1,745,000	1,745,000
Project Total		11,523,000	2,850,000	2,850,000
Critical Maintenance		580,120	60,000	60,000
Deferred Maintenance		11,638,166	230,000	230,000
Replacement Equipment & Library			136,535	136,535
Total		23,741,286	3,276,535	3,276,535
UACCM				
Projects:				
Workforce Training Center	New Construction	600,000	600,000	600,000
Technology III	Renovation/Construction	1,000,000	1,000,000	1,000,000
Project Total		1,600,000	1,600,000	1,600,000
Critical Maintenance		449,689	40,000	40,000
Deferred Maintenance		20,150,974	400,000	400,000
Replacement Equipment & Library			231,395	231,395
Total		22,200,663	2,271,395	2,271,395
Subtotal Two-Year				
Projects		\$ 164,771,882	\$ 55,004,525	\$ 55,004,525
Critical Maintenance		\$ 24,261,436	\$ 2,420,000	\$ 2,420,000
Deferred Maintenance		\$ 457,717,306	\$ 9,170,000	\$ 9,170,000
Equipment & Library		\$ -	\$ 5,084,680	\$ 5,084,680
Total		\$ 646,750,625	\$ 71,679,205	\$ 71,679,205
Grand Total				
Projects		\$ 1,141,988,585	\$ 150,964,258	\$ 150,964,258
Critical Maintenance		\$ 211,865,665	\$ 21,160,000	\$ 21,160,000
Deferred Maintenance		\$ 2,790,566,297	\$ 55,840,000	\$ 55,840,000
Equipment & Library		\$ -	\$ 22,086,768	\$ 22,086,768
Total		\$ 4,144,420,547	\$ 250,051,026	\$ 250,051,026



**Table 2:**  
**Narrative Descriptions of Capital Projects for the 2017-19 Biennium**

---

**UNIVERSITIES:**

**Arkansas State University**

**New College of Engineering Building.** This new facility will provide for enrollment expansion of the College of Engineering program, including graduate level research laboratories. The current Engineering space utilization is at enrollment capacity, at capacity of faculty/staff offices, and very limited spaces for technical research. The College of Engineering would vacate Lab Sciences West and College of Agriculture buildings, allowing for those respective colleges to repurpose spaces for academic growth and expansion. Private funding of \$7 million will be planned to the construction of the new facility.

**Recommendation: \$4,000,000 (Category A)**

**College of Ed/Com Restrooms Renovation.** The College of Education and Communications restroom renovations is planned to address modernization of original construction of fixtures and finishes (1982 construction) and address functional ADA needs beyond the ADA code. The restrooms renovations will require significant modifications to the plumbing infrastructure to address current plumbing code fixture count. The current restrooms meet ADA code intent, yet are not functionally accommodating for patrons in large motorized wheel chairs / scooters. Also, this college has traditional and non-traditional students that frequently have small children. It is proposed at least (1) family / gender-neutral restroom be included in the renovation plan. Other areas within the building have undergone significant renovation in the past 6 years, with the restrooms being one of the last area or renovation remaining.

**Recommendation: \$908,500 (Category A)**

**Library HVAC System Modernization.** The ASU-J Library had a major addition and limited renovations in the early 1990's. Most of the HVAC system within the library complex was upgraded as part of this scope. The original system was designed as constant air volume with steam generation for heating. The proposed scope will modernize all the HVAC systems to be more energy efficient with Variable Air Volume (VAV) air handlers, and high efficiency heating water boilers. This modernization will facilitate area repurpose and renovations with minimal adaptations of the HVAC system.

**Recommendation: \$2,000,000 (Category A)**

**Lab Sciences Lab & HVAC System Modernization.** The Lab Sciences complex is comprised of (2) buildings constructed in the early 1960s and mid-1980s. Both buildings have constant volume air delivery systems for HVAC and for the lab fume hoods. The heating system is steam. The proposed scope would modernize the air systems to be variable air volume for HVAC and fume hoods, and high efficiency hot water boilers. This modernization would accommodate future space upgrades and renovations with minimal adaptations of the HVAC system.

**Recommendation: \$1,291,500 (Category A)**

### **Arkansas Tech University**

**Technology.** The project will consist of renovating part of Corley Hall for a re-design of our main university data center, core building infrastructure, connect Ozark Camus to AREON, upgrade campus wireless and classroom technology, connect two off campus sites to the main campus fiber network, add a flexible data storage system, and replace the core switch and routing network.

**Recommendation: \$5,832,533 (Category A)**

**Academic Classroom Building.** The Academic Classroom Facility will be a freestanding building, which will include an auditorium, a recital hall, band room, choir room, classrooms, and faculty offices in support of the Music Department and the continued accreditation of the program.

Witherspoon Hall was built in 1969-70 and currently serves as the home of the College of Arts and Humanities as well as the Choral and Instrumental Music programs. The three story building is 72,464 square feet in size and contains classrooms, faculty and staff offices, band rehearsal room, choir rehearsal room and a 717 seat auditorium.

Arkansas Tech recently had a lifespan analysis completed for this building and the report stated, "The overall impression of the building is one of a facility that is past its prime. The exterior is indicative of the prevailing architectural style of the late 1960's and 70's and features very few windows to allow natural light into the building. It is difficult to determine the

main entry and offer any sort of building control or assistance to visitors or prospective students. Once inside, the corridors are dark and uninviting, with natural light only visible at the end of the corridors.”

There are currently moisture and acoustical problems that have an adverse impact on our music program. Evaluations by an architectural firm and an acoustical consultant indicated a choice of renovating the current facility or constructing a new facility. The estimated cost to renovate this facility has a range of \$13.8 million to \$15.8 million which does not include upgrading the current mechanical system. Therefore, we believe the best option is to replace the current facility.

**Recommendation: \$2,367,467 (Category A)**

### **Henderson State University**

**HPER Building.** This project will provide for the construction of a new HPER building. The new building will house the HPER Department and the Wells Building will be renovated.

**Recommendation: \$3,000,000 (Category A)**

**Russell Fine Arts Building.** Funds to be utilized to renovate/remodel the Russell Fine Arts Building.

**Recommendation: \$3,000,000 (Category A)**

**School of Business Building.** This project will provide for the construction of a new School of Business building and renovation of Mooney Hall, the current location of the School of Business. The new building will house the School of Business and the Small Business Development Center. The second and third floors of Mooney Hall, which presently house the School of Business will be renovated for use by various Student Affairs classrooms, labs, and offices.

**Recommendation: \$1,200,000 (Category A)**

## **Southern Arkansas University-Magnolia**

**Educational Building.** Scope includes construction of a classroom facility adjacent to the new engineering building. The building is needed to handle the continued increase in enrollment. The addition of classes to accommodate the new students has created a shortage of classroom space.

**Recommendation: \$1,350,000 (Category A)**

### **Technology Upgrades.**

- Campus Network Cooper Wiring Upgrades (\$650,000): This project involves the upgrades of old network wiring plus new wiring for buildings that are either not fully wired now or have never been wired. This Includes wiring of all existing student-housing facilities which currently rely entirely on wireless connectivity to provide students' access to the campus network. The wireless coverage has been problematic with weak or non-existent coverage in some areas.
- Campus Network Backbone Fiber Optics Upgrades (\$2.500,000): In addition to upgrading some network electronic. This project includes the installation of new fiber optic cabling to all buildings to establish a ring topology for the campus backbone connections.
- Establishment of a Network Access Control (NAC) System for the Campus Network (\$65,000): This is needed to provide complete compliance with the Communications Assistance Law Enforcement Act of 1994 (CALEA) and to allow for control of device activities on the campus network. The establishment of the NAC will result in better utilization of network resources, thus better performance can be achieved for everyone. A NAC would require authentication to access the network thus restricting access to valid students, faculty and staff. Additionally, when a system connects, it can be checked for valid anti-virus software and current Windows updates which will reduce the network volatilities/risks at any given time.

**Recommendation: \$3,465,750 (Category A)**

**STEM Training Center.** Scope includes renovation of the Childs Hall first floor and necessary ADA upgrades. Although constructed in 1945, this facility is structurally sound and can be economically renovated to accommodate the University's need for a dedicated Science, Technology, Engineering, and Mathematics (STEM) program. The upgrades will require extensive structural, mechanical, and electrical modifications necessary to meet building code, ADA, and programming requirements. The facility will provide classrooms, "hands-on" engineer labs, computer labs, and faculty offices.

**Recommendation: \$2,384,250 (Category A)**

## **University of Arkansas-Fayetteville**

**Center for Learning and Student Support.** The Center for Learning and Student Support (CLASS+) supports the university's goal of increasing student retention and graduation rates in several ways. It provides supplemental instruction for classes that have a high failure or withdrawal rate. It provides course-specific tutoring with a focus on Mathematics, the Sciences, Social Sciences, and World Languages, as well as general writing support tutoring. Finally, the program includes Learning Coaches to help individual students who encounter difficulties in a particular class or classes. The center is currently housed in a small basement area of Gregson Hall (a residence hall). This project will create a permanent home for the center, and allow CLASS+ greater flexibility in collaborating with other departments and programs to increase student retention and academic success. The building will include a series of "smart classrooms," a writing assistance lab, coaching rooms, group tutoring rooms, study areas, and computer lab. The project will be fully commissioned and constructed to the equivalent of LEED Silver or Green Globes Two Globes.

**Recommendation: \$5,000,000 (Category A)**

**Research Laboratory and Office Building.** The Research Laboratory and Office Building will help the university expand its research capabilities by providing new laboratories and faculty offices. The building is made necessary by the remarkable growth of the university over the last ten years, and will support the goal of increasing UA's academic standing by providing research space that accommodates best practices in academic research. The location near the heart of the Historic Core is directly adjacent to several buildings in the Bumpers College, and could allow many of its academic units—currently scattered across campus—to locate in the same building for the first time. Several other colleges nearby, such as the Fulbright Colleges of Arts and Sciences, could benefit as well with desperately needed space. The project will be fully commissioned and constructed to the equivalent of LEED Silver or Green Globes Two Globes.

Constructing a new building in this location will require the removal of the Agriculture Annex, formerly used by both agriculture and home economics and as the student infirmary. The building is now a secondary space for the Bumpers College, and does not lend itself well to either classroom or laboratory use. The building is one of the oldest remaining buildings on campus (completed in 1905), but it is small, inefficient, and in very poor condition. Because the site could be much more efficiently developed and the building has comparably little historical importance, it is recommended that the Agriculture Annex be demolished following complete historic recordation.

**Recommendation: \$3,000,000 (Category A)**

**Fine Arts Center.** The Fine Arts Center, originally known as the Fine Arts Building, was designed by Edward Durell Stone of New York, NY with Haralson & Mott of Fort Smith, and was the first Modernist academic building on the campus. It was funded in part by \$1 million from the state. The building originally housed the fine and applied arts, architecture, dance, music, painting, sculpture, and drama.

The Fine Arts Center is currently at maximum capacity and many areas of focus have been cut in order to accommodate immediate needs. Printmaking and sculpture studios, technology areas, and graduate student studios, etc. are so outdated that departmental efforts to attract faculty and students are compromised. The basement of the building is not accessed by elevator or lift, so the photography lab cannot be accessed by handicapped students or faculty.

In addition, shop space is confined, so power tools and equipment are being used in space that is undersized for the number of students. Electrical service is undersized, dust collection systems and spray booths are inadequate, and exhaust/ventilation/fresh air intake is problematic.

While it was the first Modernist building on campus, the design did continue the general arrangement, scale, and alignments laid out in the 1925 campus plan. The building is composed of wings of varying heights—one, two, and three stories—and has an asymmetrical plan with several main functions connected by an open, glass-walled gallery space. The structure is reinforced concrete with exterior walls of buff brick over block. All of the building's doors and windows were originally slender steel units. While some of the steel awning windows remain on the studio wing, in other areas, such as the gallery, the windows and doors have been replaced with inappropriate aluminum storefront systems. Many significant changes have been made to the building since its construction. While some of these changes were necessary to improve the function of the building, they obscured, and in some cases destroyed, the integrity of the original design. A total building restoration and renovation will bring original details back to this significant campus building, while creating teaching environments that are safe and useful. A small addition will add new classroom space. Upgrades in 2005 and 2008 made life safety improvements and added a welding shop for the university theater. The roof of the three-story classroom wing was replaced in 2014, and the roofs of the remaining roof sections were sealed to extend their lives until they can be replaced. The Fine Arts Center is a Landmark contributing building to the University of Arkansas Campus Historic District, listed on the National Register of Historic Places in 2009. The project will be fully commissioned and constructed to the equivalent of LEED Silver or Green Globes Two Globes.

**Recommendation: \$1,200,000 (Category A)**

## **University of Arkansas at Fort Smith**

**Math-Science Building Upgrade and Lab Modernization.** The College of Science, Technology, Engineering & Mathematics (STEM) and the School of Education (SOE) are co-located in the 82,000 square foot Math-Science Building. Both programs have enjoyed consistent growth in number of degrees, concentrations and certificates, as well as in numbers of students, and there are imminent plans to add master's level programs in both areas. The science facilities were constructed when UAFS served as a two-year institution and are woefully inadequate for its current scope as a regional, four-year institution. Plans call for the teaching of the "wet" STEM disciplines (biology and chemistry) to be relocated to a new building, which would allow the "dry" STEM disciplines (geosciences, mathematics, and physics) as well as the SOE to expand into the vacated space and to fully occupy the existing building. The vacated space, however, must be reconfigured. Requested funding will support the planning, design, renovation and reconfiguration costs needed to repurpose the vacated space to house the SOE and the "dry" sciences. The renovated building will contain modernized labs that are appropriate for the dry sciences as well as repurposed, remodeled classrooms. HVAC, electrical and plumbing systems will be updated and incorporated as needed. Lab improvements will include more robust ventilation and reconfiguration of lab benches. Plans also call for installation of a planetarium as a teaching tool for existing programs in physics, geosciences, mathematics and engineering. Project cost is estimated at \$16 million.

**Recommendation: \$3,000,000 (Category A)**

**Math-Science Building Expansion.** The proposed three-story annex will provide modern instructional laboratories as well as state-of-the-art research and project-based laboratories for the "wet" sciences (biology and chemistry) and for the engineering disciplines (electrical and mechanical). The current Math-Science Building was constructed when UAFS served as a two-year institution. The building's laboratories are woefully inadequate in its current scope as a regional, four-year institution. Teaching laboratories are dangerously cramped and the infrastructure simply does not meet the needs of the wet sciences. There is no research space available. Engineering is currently housed in the Baldor Technology Center which also holds the growing College of Applied Science and Technology (CAST). Plans call for laboratory components of the "wet" STEM disciplines and the engineering programs to be relocated to this annex. This move would allow the "dry" STEM disciplines (geosciences, mathematics, and physics) as well as the School of Education (SOE) to expand into the vacated space and to fully occupy the existing Math-Science Building. Currently, SOE programs are spread among three buildings and Engineering is a "guest" in the Baldor Technology Center. This move would allow all of Education to

come under one roof while creating growing room for CAST and other programs currently displaced by Education. At this time, the absence of a Math-Science Annex constrains not only the STEM and SOE disciplines, but also CAST and Liberal Arts programs displaced by engineering and SOE, respectively. The 60,000 square foot annex will contain modern teaching and research labs appropriate for the wet sciences and engineering, together with some lecture rooms and offices sufficient to house faculty and staff. There will also be study areas and conference rooms for meetings and functions that are essential to the efficient operation of the programs. Plans also call for two enclosed bridges-on the second and third floors-that connect the annex to the current Math-Science Building. Project cost is estimated at \$23.5 million.

**Recommendation: \$2,000,000 (Category A)**

**College of Business Building.** The Business programs within the College of Business offer a unique value proposition to students and the Business Community. In the current enrollment challenged climate, Business programs are some of the few that continue to show robust growth. However, the physical facilities have not kept pace with the size and feature requirements needed to be a relevant and contemporary College of Business. There is an insufficient number of classrooms, labs, and collaborative learning spaces. Furthermore, cutting edge learning technologies and configurable learning spaces are notably absent. The College cannot continue its growth in this constrained environment. While refurbishing facilities may help in the very short term, sustained growth in size and quality cannot be realized without a new building that provides the requisite functionality and a scalable infrastructure.

**Recommendation: \$1,700,000 (Category A)**

### **University of Arkansas at Little Rock**

**Technology Infrastructure Improvements.** UALR's technical infrastructure supports the campus network, access to both Internet I and Internet II, campus information systems, e-mail, document management, data warehouse, on-line course delivery, streaming video for web-enhanced and web delivered courses, Voice Over Internet Protocol, and a variety of technical needs on the campus. The security needs of the campus have become increasingly more important with the proliferation of viruses and increased hacking incidents. The increase in web-based courses has increased bandwidth needs. Researcher needs continue to push cyber infrastructure requirements, including common authentication, virtual networking, storage, and high performance computing. These funds will be used to purchase and



maintain campus technical infrastructure including but not limited to campus network hardware for deployment of IPV6 modern firewall, data security, video surveillance, building network wiring, campus wireless cloud, business continuity and disaster recovery planning, streaming video server to support distance education initiatives, contactless campus card system, fire suppression system in the data center, and administrative system hardware.

**Recommendation: \$4,000,000 (Category A)**

**Nanotechnology Center (CINS).** The Center for Integrated Nanotechnology Science is a newly constructed 50,000 sq. ft. laboratory facility with a greenhouse located on the building roof. With available funds, UALR was able to construct the building leaving the 4th and 5th floors as shelled space only. This request is for funding to complete the 4th and 5th floors.

**Recommendation: \$3,000,000 (Category A)**

**Bldg. Infrastructure / Critical Maint.** This request relates to the imminent failure of critical building systems and infrastructure. HVAC systems, elevator systems, and building envelopes in a number of buildings on campus have reached the end of their useful life. Reliable operations in these facilities require replacement of these critical building components. The full list of critical infrastructure needs is available in the 2017-19 FAP report.

**Recommendation: \$1,700,000 (Category A)**

### **University of Arkansas at Monticello**

**Construction of New Math and Science Center.** The University of Arkansas at Monticello (UAM) proposes to construct a New Math and Science Center to meet the needs of the campus. A New Math and Science Center is crucial for recruiting students majoring in math or science.

The School of Mathematical and Natural Sciences has had much success in recent years in having a high percentage of UAM student applicants accepted to pharmacy school, medical school, dental school, and graduate programs. However, for future growth in these areas, the University needs state-of-the-art facilities that provide opportunities for learning in these highly competitive fields.

Total Costs for the construction of Math and Science Center is \$20,000,000.

**Recommendation: \$3,500,000 (Category A)**

**Renovation of Old Student Union.** The University of Arkansas at Monticello plans to renovate the Old Student Union to provide a Student Success Center needed for student advising. The contemplated renovations include the incorporation of a one-stop student success venue with retail food service and the University's bookstore.

A Student Success Center in the renovated Old Student Union will provide much needed space to house a team of academic advisors and student success specialists. UAM is a member institution in a student success collaborative which is designed to identify at-risk students, drive increased student retention and graduation success.

Total Costs for the Renovation of Old Student Union is \$2,000,000.

**Recommendation: \$2,000,000 (Category A)**

**Renovation of Library and Technology Center.** The University of Arkansas at Monticello plans to renovate the Library space in the Library and Technology Center to provide a Student Learning Center on the first floor of the facility. These renovations include reconfiguring the first floor of the building to create an improved, more student-friendly environment for individual and group learning.

There is a definite need to provide a designated area on campus to promote student learning outside of the class room. With a portion of the Library renovated, the Student Learning Center could be staffed and equipped properly to provide assistance to students with writing assignments and various other instructional projects. This area in the Library would also house a computer lab and tutors would be available to assist students using online resources for the completion of course work required.

The Library is centrally located on campus, which makes this space an ideal location to renovate in order to provide easy and convenient access for students.

Total Costs for the Renovation of Library and Technology Center is \$325,000.

**Recommendation: \$325,000 (Category A)**

**Renovation of Fine Arts Center.** The University of Arkansas at Monticello (UAM) plans to renovate the Fine Arts Center. The renovation of the Fine Arts Center will include the addition of insulation and acoustical upgrades.

The renovation of the Fine Arts Center is crucial for recruiting students to attend UAM. Many events are held each year in the Fine Arts Center for prospective students and their families. Additionally, this facility is used for band and choir concerts, community events, and meetings for faculty and staff. It is the only facility on campus that can accommodate seating close to 500 people.

Other renovations to the Fine Arts Center would include renovations to increase energy efficiency.

Total Cost for the renovation of the Fine Arts Center is \$500,000.

**Recommendation: \$375,000 (Category A)**

### **University of Arkansas at Pine Bluff**

**Campus Renovations and Repair.** The project would include, at a minimum, the following:

- Renovation of classroom and lab space that no longer meets academic programming needs
- Renovation of service support space to align functionality with current needs
- Repair and/or replacement of building envelopes
- Repair and/or replacement of environmental control systems
- Renovation of the existing chilled water plant to provide additional capacity and reduce energy consumption
- Subterranean drainage and foundation repairs

**Recommendation: \$3,000,000 (Category A)**

**Nanotechnology/Biotechnology Center.** This project includes the construction of a state of the art 45,000 square foot Center for Nanotechnology and Biotechnology. The structure will be needed to support nanotechnology and biotechnology research. The facility will be 3-4 stories and will contain classrooms, teaching labs, research labs, and an auditorium. The building is target to have a LEED Silver Status.

**Recommendation: \$2,000,000 (Category A)**

**Life Sciences Facility.** The new facility will be an expansion for the teaching and research capabilities of the College of Agriculture, Aquaculture and Human Sciences. Researchers housed in the facility represent the disciplines of microbiology, biochemistry, food safety and nutrition. The new Life Sciences facility will encourage collaboration, offer state-of-the-art technology and provide the tools needed for the next generation greatest minds to excel. The 40,000-square-foot facility will have both classroom and laboratory space and is targeted to achieve LEED silver status.

**Recommendation: \$1,200,000 (Category A)**

### **University of Central Arkansas**

**Lewis Science Center Replacement.** The Lewis Science Center currently houses the Departments of Biology and Physics & Astronomy, the Dean's office for the College of Natural Sciences and Mathematics, the facilities for teacher education in the sciences, and outreach capabilities in the sciences. This facility is aging and presents numerous challenges including outdated and inadequate lab facilities, roof leaks in the 1987 section, insufficient wiring, no sprinkler system, and a dysfunctional HVAC system. These problems lead to the conclusion that renovation is required. A three-story addition containing 50,000 square feet is currently under construction. This addition will contain the highly technical and equipment intensive labs for Biology and Physics, it will also house the planetarium. The renovated facility will continue to house the programs noted above along with expanded electronic hardware laboratories that will support the integration of computer hardware technology into the programs in Physics and Computer Science. Teaching, research and service in the sciences will be integrated into the design allowing UCA to be positioned to capture opportunities that arise in the rapidly changing landscape for higher education. The facilities are also used to provide services for pre-service and in-service teachers. Most courses for pre-service science teachers are offered in this facility through the UCA STEMteach (UTeach replication) program. Professional development opportunities for in-service teachers are offered by the UCA Institute for STEM Professional Development and Education Research (UCA STEM Institute) using the Lewis Science Center facilities. Disciplinary degree programs will work hand-in-hand with teacher preparation programs in the sciences; programs for in-service science teachers will be collaborative with pre-service programs and, importantly, will include active participation of science education researchers. Appropriate information technology will be included to allow our programs to facilitate the delivery of educational programs in the sciences to parts of our state that are currently underserved. Each of these components, along a continuum of learning, will help build the workforce required for Arkansas to embrace the full maturation of our growing knowledge-based economy.

**Recommendation: \$4,000,000 (Category A)**

**Institute for Wellness & Restorative Health.** The project is a new facility for the College of Health and Behavioral Sciences. The new facility will provide primary support for the Department of Nursing and the Department of Communication Sciences & Disorders for expanded and updated clinical space, simulation laboratories, research laboratories, and offices. The facility will also include the Center for Healthcare Practice that will provide interprofessional training opportunities through high-quality evidence-based clinical and educational services. All programs in the college will be involved in the Center.

**Recommendation: \$2,100,000 (Category A)**

**Fine Arts Building.** The project is a new facility for the College of Fine Arts and Communication. The new facility will replace the Snow Fine Arts Center and provide primary support services for the Department of Music and the Department of Theatre. The Snow Fine Arts Center provides inadequate space and has aged significantly. A new fine arts building would provide space for classroom and practice as well as public performances. The projected building would include a recital hall,

band/orchestra/choir rehearsal halls, traditional music classrooms, music faculty studios, music practice rooms, theater with orchestra pit, scene shop, costume shop/storage, black box theatre, theatre faculty offices, traditional theatre classrooms, receiving and loading docks, administrative offices for both programs, production space for audio/video recording, and storage spaces.

**Recommendation: \$2,100,000 (Category A)**

## **TECHNICAL INSTITUTES:**

### **Arkansas Tech University – Ozark**

**Allied Health Building Re-Roof.** Replace the roof of the Allied Health Building. The re-roof project covers 100% of the building square footage. A significant portion of the paint on the existing roof is peeling and compromising the structure of the roof. This facility is used for classroom and laboratory space as well as staff office space.

**Recommendation: \$107,731 (Category A)**

**Instructional Technology.** Arkansas Tech University – Ozark Campus requests funding to improve instructional technology in the laboratory setting. This technology project will support the following:

- Nursing and welding programs of study providing safe instructional environments through the use of simulated technology. This will also allow students to obtain clinical hours on campus and relieve the tight schedules on available clinical space in the health care field.
- Computer lab for the Computer Engineering program housed at Arkansas Tech Career Center in Russellville, AR.

**Recommendation: \$244,213 (Category A)**

**Technology Building Restroom Renovation.** Arkansas Tech University – Ozark Campus requests funding to renovate eight restrooms in the Technology and Academic Support building. These facilities were constructed as a part of the original building in 1967 and while limited upgrades or repairs have been made for handicapped accessibility, new paint and new water closets, the restrooms have not been significantly renovated since original construction.

The renovation project will include new water closets, sinks, countertops, floor tile, wall partitions, ceiling grid, entry doors, hand dryers, and light fixtures; improvements in ADA facilities; and plumbing and electrical repairs as needed.

The restroom renovation is a critical need and will provide renovated facilities to a major classroom building on the Ozark Campus.

**Recommendation: \$120,589 (Category A)**

### **University of Arkansas at Monticello – Crossett**

**Workforce/Collegiate Center UAM CTC.** The Workforce/Collegiate Center would be a 14,000 square foot facility built on the campus of UAM College of Technology-Crossett (CTC). The facility would provide much needed space for the following: the Arkansas Workforce Training Center of Ashley County, workforce development training and conferences, the Adult Education Program, and collegiate courses.

State and federal Workforce Investment Act initiatives have spurred the development of one or more Arkansas Workforce Training Centers (AWTC) in each county. The Arkansas Workforce Training Center of Ashley County is located on CTC's campus. The Center's on-campus location has proven to be most beneficial for the school, the AWTC and the students/clients served by each. The referrals of CTC's students to AWTC for services and the reciprocal referral of AWTC clients to CTC for industry preparation, testing, and/or training has been most advantageous for all parties. The

multiple resources offered through the AWTC's "One-Stop" design continues to grow. With an increase in staff members and additional services, there will be inadequate space in the mobile unit in which it is now housed.

The Adult Education Program comprises an integral component of CTC's mission and is a forerunner that prepares individuals for post-secondary technical and career training and for college entrance. This program provides remedial academic assistance for business and industry, as well as for individuals who aspire to go into a university program but who have basic skills below college entrance requirements. The CTC Adult Education Program is presently housed in one large, open classroom that presents major obstacles in providing effectively to the array of needs presented by adult learners. Neither federal nor state funds have been available for construction or reconstruction of an adequate space to facilitate the Adult Education Program as it has grown and expanded into new areas of service. In order to maintain the present success and to increase the program's ability to provide appropriate services, the Adult Education Program needs two small classrooms, an English as a Second Language (ESL) center, a small computer lab, and a distraction-free testing room. The Adult Education Program could also share during off-hours, a large classroom that would be primarily dedicated to university/college classes.

Providing classroom space and a computer lab to assist with making college/university courses more accessible have been included in CTC's scope of work for several years. It would be particularly advantageous to offer all the classes on-site needed for the Associate of Applied Science Degree (AASD) that are articulated with CTC's programs. Not only would the students in Southeast Arkansas and Northeast Louisiana richly benefit from the convenience of the on-campus courses, but also CTC and the partnering colleges/universities would have a better graduation rate for that cooperative endeavor. Furthermore, additional entry-level college/university courses would give young graduating seniors the financial benefit of living at home with no commute for the first year or two of college.

The workforce development training and conference space is a necessary component of this complex, and its availability would add to the value of CTC's contribution to this community and this region. Most regional businesses and industries do not have the luxury of a training and conference area on-site, and the provision of such facilities at CTC would greatly enhance the institution's efforts to meet the needs of business and industry. Many industries combine their training efforts and need facilities that will accommodate 60 or more people, which is difficult to find in this area. Making space available for larger conferences and seminars would enable CTC to provide expanded training that currently is not feasible. Additionally, the computer training needs of business and industry have outpaced their in-house training capabilities,

which have increased the need for computer training facilities. The existing computer labs are fully scheduled; therefore, an additional computer lab would give CTC the ability and flexibility to provide computer training as needed for employers.

There is no adequate lease space available within a reasonable distance of CTC. The campus is located in North Crossett, 4.5 miles north of Crossett, and 9.5 miles south of Hamburg. If this complex was located off campus, it would greatly diminish the “One Stop” concept because the service and resources of contributing partners would be segregated. There is, however sufficient acreage for a Workforce/Collegiate Center on CTC’s campus.

**Recommendation: \$1,050,000 (Category A)**

### **University of Arkansas at Monticello – McGehee**

**General Education Building UAM CTM.** UAM’s College of Technology-McGehee was formerly Great Rivers Technical Institute prior to merging with UAM in 2003. For some time prior to the merger and continuing afterward, the College of Technology-McGehee has offered college credit courses on its campus. Demand for these courses as well as continued heavy utilization of existing facilities has highlighted the need for additional capacity. The construction of a new facility would allow for expansion of these programs in the colleges service area.

The UAM College of Technology-McGehee is located east of McGehee and therefore no space is available for lease within a reasonable distance. Additionally, lease space would most likely require significant renovation to accommodate the technology needs of this facility.

**Recommendation: \$1,050,000 (Category A)**

### **NON-FORMULA ENTITIES:**

#### **Southern Arkansas University Tech – Fire Academy**

**Dormitory (Camden Site).** The purpose is to house approximately 100 people on campus. This facility will include sleeping quarters, shower, and bathroom facilities, cafeteria and dining area. Living quarters and study area.

**Recommendation: \$1,050,000 (Category A)**



**Confined Space/Rescue Tech Simulators.** To build props to enhance rescue techniques involved in advanced rescue environments. This will aid in meeting standards set by NFPA and aid in meeting testing methods recommended by IFSAC and Pro-Board accrediting bodies as well as meeting mandates set forth by Arkansas Department of Emergency Management Committee for Search and Rescue. This will include a trench rescue prop. Firefighters will be trained on techniques of shoring and stabilizing ground areas during collapse situation, as well as technical rope and heavy machinery.

**Recommendation: \$500,000 (Category A)**

### **University of Arkansas – Division of Agriculture**

**Arkansas Agricultural Research & Extension Centers and Stations.** The University of Arkansas System Division of Agriculture delivers its statewide programs through almost 120 locations across the state. There are great needs to upgrade and renovate its primary research facilities as well as some Extension Centers so that it can continue to provide cutting edge science to address the relevant problems facing Arkansas agriculture.

Agriculture is a key driver of the state's economy. The broadly defined agricultural sector, including forestry and spanning the inputs purchased by farmers to the processing and distribution of consumer products, accounts for roughly \$20 billion of value added per year and approximately 17-18% of the state's gross state product. Arkansas is a major agricultural state and is in the top 25 states in the production of 24 different commodities including rice (#1), broilers (#2), cotton (#3), catfish (#3), grain sorghum (#4), turkeys (#4), sweet potatoes (#5) and soybeans (#10). The Division of Agriculture has programs for the design, development, and adoption of best practices that directly enhance the economic contribution of the sector. These best practices, based on solid science, are designed to increase profitability, global competitiveness, and environmental sustainability. Meeting the needs of such an important but diverse agriculture requires substantial infrastructure. With increasing global competition, additional regulatory requirements, emerging water management demands, rising input costs and changing retail markets, it is imperative to keep our research relevant that the infrastructure be continually upgraded to keep pace with changing technologies and opportunities.

The Division of Agriculture operates Research and Extensions Centers/Stations at Hope, Kiebler (Alma), Fayetteville, Savoy, Clarksville, Batesville, Newport, Keiser, Pine Tree, Marianna, Lonoke, Stuttgart, Rowher and Monticello. Each location specializes in the commodities and production systems pertinent to the agriculture in its region.

This project will address the pressing infrastructure needs for renovation, restoration and remodeling at our current Centers and Stations across the state to supplement other sources of funding to make much needed improvements. This

will also allow for building of new facilities and the purchase of farmland in northeast Arkansas so that the more regionally representative soils can be used in research which is not available at current research locations. This would allow the Division to address the needs of local farmers and agricultural industries for more relevant research and data in the physical area they live and work; the Division currently has no appropriate facilities in this area of the state. These improvements will target needs associated with irrigation, land leveling, water management systems, laboratories, field equipment, greenhouses, poultry houses capable of replicated pen trials, and appropriate storage and handling facilities for agricultural chemicals and water, animal, plant, insect and disease samples.

**Recommendation: \$2,900,000 (Category A)**

**Coleman Creek Bank Stabilization.** The University of Arkansas Division of Agriculture – Cooperative Extension Service (CES) headquarters is located on University Avenue in Little Rock, on the right descending (southwestern) bank of Coleman Creek in a bend in the creek where the direction of flow changes from southeasterly to nearly easterly. The right descending bank of the creek (i.e., the outside of the bend) has eroded over time to a point where the CES state office building is only about 43 feet from the top of the stream bank. If further erosion continues, it may jeopardize the building. The Erosion of streambanks is a combination of erosion of the bank by hydraulic forces and mass failure of the upper part of the bank due to gravity. Elevated flows during storm events erode materials immediately above the shale outcroppings that protect the toe of the bank during normal low flow periods leaving cantilevered (overhanging) sections of the top of the bank held together by tree roots and other vegetation. Eventually the cantilevered section becomes too large and heavy to be supported by the underlying material and collapses, dropping trees and other vegetation into the creek as has already occurred at the CES site.

In summary, the threat of bank erosion in Coleman Creek is real and could lead to a portion of the CES building being undermined by the creek if no action is taken to stabilize the creek bank in the near future.

**Recommendation: \$200,000 (Category A)**

**Rice Innovation Center.** The food processing sector contributes significantly to the Arkansas economy. Approximately \$8 billion of value added are contributed each year from food processing, accounting for roughly 8% of the state's domestic product. This facility will enable research and extension to assist the industry in processing operation optimization, Arkansas product utilization and food safety. When tied to the UA System Division of Agriculture's other programs in sensory science, breeding, genetics and farm production technologies, this facility could greatly enhance the quality and market competitiveness of Arkansas food products and the broader agricultural production in the state. Pilot

scale processing studies can lead to greater efficiencies in processing technologies while enhancing both product quality and food safety.

The Center would include: 1.) an educational facility capable of hosting training conferences of 150-200 attendees; 2.) a pilot plant dedicated to processing that would have the capacity of assessing processing performance of grains as well as assist food entrepreneurs in Arkansas with product development and initial test production; and 3.) laboratory and office space. The square footage of the facility would be approximately 20,000 square feet.

**Recommendation: \$1,000,000 (Category A)**

### **University of Arkansas – Clinton School**

**Servers/Technology Upgrades.** The project would upgrade/replace servers, routers, and computer equipment. Some of the equipment has been in use since the Clinton School's inaugural class entered in 2005.

**Recommendation: \$75,000 (Category A)**

### **University of Arkansas - Criminal Justice Institute**

**CJI Forensic Lab and Classroom Equipment.** Since 1996, the Forensic Sciences and Computer Training Division (FSCTD) of the Criminal Justice Institute (CJI) has developed and delivered education and training programs focused on crime scene evidence identification, collection, documentation, and preservation. This training is vital to helping law enforcement prevent and solve more crimes in their communities. A unique aspect of these programs has been to provide law enforcement personnel with practical exercises and demonstrations that are based on real life scenarios that afford officers the opportunity to practice essential procedures and techniques. Forensic technology has and will continue to rapidly change. CJI provides the Arkansas law enforcement community with the only opportunity to keep pace with the critical advancements in forensic technology.

In order to provide "real life" exercises, actual crime scene equipment and materials must be used. To enhance the educational experience and the safety of students participating in FSCTD courses, \$103,700 for additional equipment is requested. These funds will enable CJI to purchase forensic light sources, digital cameras and accessories, a digital video and editing system for online class video clip production, a

Cyanoacrylate Fuming Chamber with filters and cart for extracting fingerprints using heated superglue, down-flow and chemical workstation maintenance and filters, and a truck with towing package to tow our crime scene trailer. This equipment will enhance the mock exercises and scenes created for the students as well as provide them with exposure to additional methods and techniques for locating, processing, documenting, and preserving crime scene evidence. The safety of students will be enhanced by maintaining equipment that will allow them to process evidence using a variety of powders, chemicals, and sprays. These items are essential in enhancing the ability of Arkansas law enforcement to maximize the value of forensic/crime scene evidence in criminal investigations.

**Recommendation: \$103,700 (Category A)**

**CJI Equipment Upgrades.** The Criminal Justice Institute moved to our current location, 26 Corporate Hill Drive, in January 2013. In order to efficiently and effectively utilize this new facility, including classroom and forensic laboratory space, the Criminal Justice Institute is requesting \$240,000 for technology and equipment upgrades. This request addresses servers and LAN system back-up, projectors and other instructional equipment needed for classrooms, computers, laptops, and printers.

**Recommendation: \$240,000 (Category A)**

### **University of Arkansas – Arkansas Archeological Survey**

**ADA Accessible Doors.** Main entrance to facility is not ADA accessible. It is constructed of two sets of glass double doors. While the sidewalk is wheelchair accessible, the doors opening outward, are not.

Dock entrance to facility is not ADA accessible. It is constructed of a cement dock leading to a steel door. While the dock and the sidewalk leading to the entry are wheelchair accessible, the door, opening outward, is not. The panels for push button entry both inside and outside the facility have been installed, however, they do not work and need repair.

This capital funding request is to convert a total of three doors to be ADA accessible/compliant.

Per the pricing schedule provided in Appendix E of the FAP manual under "other miscellaneous items", \$.50 x 29000 sqft x 3 doors = \$43,500 for the estimated cost of the project.

**Recommendation: \$43,500 (Category A)**

## **University of Arkansas – ARE-ON**

**Technology Infrastructure Improvements - Arkansas Cloud Equipment Upgrades.** As ARE-ON's first generation optical platform reaches its 10-year end-of-life, there is a need to upgrade it with optical equipment that incorporates the latest networking architecture support. Software defined networking is increasingly becoming an important factor in the R&E and Cloud environment. By enabling this level of native functionality in our network, we will not only be able to more effectively combine State owned research instruments, but also more effectively participate on a national scale.

**Recommendation: \$525,000 (Category A)**

**Technology Infrastructure Improvements Fiber Renewal/Acquisition - Mena, De Queen, West Helena.** ARE-ON has existing fiber leases that need to be renewed and would like also to acquire fiber to the remaining community college members currently accessing the network through leased circuits. The fiber renewals are vital to the continued operation of the research network that allows researchers to compete on a national level for funding. The new fiber would be acquired using a public-private partnership model and would expand the presence of middle-mile fiber in rural areas of Arkansas.

**Recommendation: \$500,000 (Category A)**

## **University of Arkansas - Arkansas School for Math, Science and Art**

**Multi-Purpose Building (Community Hall).** The Community Hall will serve as a multipurpose building that can be used for assemblies, physical education classes, wellness programs, performing arts, science fair, special meetings, dances, as well as a variety of other campus programs and outreach events. Since ASMSA's founding in 1993, the school has had no large, open-space facility to accommodate the basic needs of our school. As such, ASMSA is required to rent space from other entities to meet the most basic functions of group academic, student life, and outreach programs. The scope of every ASMSA unit is severely limited by not having a multipurpose space large enough to accommodate our full community of learning. Even the most basic of school assemblies for the student body must be held at an off campus location.

**Recommendation: \$525,000 (Category A)**

**Learning Courtyard.** With plans moving forward for construction to begin on the Creativity and Innovation Complex in 2016, ASMSA estimates a demolition of the former hospital complex/Residence Life Building by the City of Hot Springs in late 2018 and into 2019. The property, which will be gifted to ASMSA, is a prominent zone in downtown Hot Springs. The Learning Courtyard is an essential component of the campus transformation while also ensuring ASMSA's role as hub along historic Central Avenue in Hot Springs. The Learning Courtyard, which a prominent stair-step outdoor amphitheater, also addresses a considerable elevation change between the front of campus and the emerging "upper campus" of the Student Center, Creativity and Innovation Complex, Chapel, and Faculty Hall.

**Recommendation: \$500,000 (Category A)**

### **University of Arkansas – System Office**

**Technology Upgrades.** The University of Arkansas System Office provides critical legal, financial and internal audit services to eleven (11) institutions of higher education and six (6) non-formula entities serving state-wide missions. Centrally located in Little Rock, the System Office hosts numerous meetings for UA System institutions, as well as other higher education and state entities. The University of Arkansas System Office would like to improve collaboration technology options with the different System institutions. Utilizing cloud services and technology, the System office seeks to facilitate more online meetings to reduce the amount of travel required by each campus. This enhanced interaction will become more important as continued efforts toward efficiency require more central coordination. Funding is needed to acquire technology hardware to allow for faster and enhanced internet functionality for cloud computing and related services.

**Recommendation: \$250,000 (Category A)**

**System Office Expansion.** Since the University of Arkansas System Office was constructed in 1997, both the number of entities and campuses and the enrollments per campus have expanded. The System Office building is used by all of the UA system campuses, as well as other education and community organizations. The staffing level required to provide critical financial, legal and internal audit services to the eleven (11) institutions of higher education and six (6) non-formula entities serving state-wide missions has also grown. Expansion of the current UA System building will provide some much needed space.

This project of approximately 5,000 square footage would provide for the addition of a larger conference room, two additional ADA compliant restrooms, additional office space and critical storage space.

**Recommendation: \$775,000 (Category A)**

### **University of Arkansas for Medical Sciences**

**Central Building Code Upgrade.** With the construction of the new UAMS Patient Tower (hospital), the State Fire Marshall gave UAMS a period of 12 years to perform required code upgrades in what is known as the Central Building. However, UAMS space needs have grown and has led to occupancy of vacated space by various business and support personnel for the Hospital and the College of Medicine.

As the twelve-year deadline approaches, there are few options available for the campus. Because of the age of the building and the mandated needs to bring it up to current building codes, a new energy efficient building that would meet all requirements outright and fulfill campus space needs now and for the future would be the optimal solution. However, the cost of such a construction project proves prohibitive.

The major portion of this project will update the 60-year old Central Building to address all of the various code compliance issues on floors 3 through 8 by adding sprinkler systems, completing other fire & life safety items and modernizations for a high-rise building. The remainder of the costs will be for the restoration of three floors of hospital inpatient areas in the A-wing. Thus, the project will address the Fire Marshall mandate, the need for more hospital beds and overall space needs while assuring a safe building for all occupants.

**Recommendation: \$4,200,000 (Category A)**

**EPIC Expansion/Implementation to UAMS Regional Programs Primary Care & Northwest Clinics.** With its intersection of education, research and clinical programs, UAMS has a unique capacity to lead health care improvement in Arkansas. Among its assets for leadership are its status as the only academic health center in the state, its statewide network of centers for public education and clinical outreach, its emphasis on population health, and its leadership in health informatics and statewide information technology.

UAMS Medical Center and its patient care locations in Little Rock use the Electronic Health System (EHS) known as EPIC. This project is designed to expand its use to the Primary Care Clinics managed by UAMS Regional Programs across the state of Arkansas and also those specialty clinics operating at the UAMS Northwest Campus. Governed by an Executive Committee consisting of both UAMS Little Rock and Regional Center executives, the project includes, but is not limited to, the following:

- Developing standards of care templates and workflows that will enable our clinical providers to apply best practice standards to patient care services across our Primary Care Service Lines. This will significantly enhance the teaching and training of primary care providers across all regions of this state.
- Migrating, at minimum, the following systems to Epic: patient scheduling, patient arrival, EMR, Revenue Cycle (HIM, Billing, Collections) and Patient Portal.
- Developing required Patient Center Medical Home (PCMH) /Shared Savings functionality that bring quality care at the lowest price point.
- Expanding the infrastructure of this EHR system type across the state and opening up the opportunity for other rural providers to connect to this network and system at a later date and time.

The expansion of EPIC aligns with UAMS Vision 2020, the goals of which include:

- Create an integrated, patient-centered health care environment that effectively and efficiently produces better health outcomes, enhances the patient and family experience, provides the best care closest to home, and fosters clinical program growth at UAMS
- Educate culturally competent professionals equipped with the knowledge, skills and abilities to adapt to changes in the healthcare field
- Continue to develop and expand nationally recognized, multi-disciplinary research programs aligned with health needs in the state and nation
- Develop research, educational and technical assistance expertise in population-health strategies to promote prevention efforts for high-priority health issues and to improve the health of Arkansans
- Support the talent-rich environment at UAMS through employee support programs, enhanced organizational communication and employee development

**Recommendation: \$2,000,000 (Category A)**



**Hospital Clinical Equipment.** UAMS Medical Center has long been a local clinical care provider and a major referral center for seriously ill patients from throughout Arkansas. University Hospital is the only comprehensive teaching hospital in the state for students pursuing medical and other healthcare degree programs. The hospital and its affiliated clinics provide access to world-class care from faculty physicians and superbly trained doctors, nurses, and other healthcare professionals.

In order for UAMS Medical Center to provide the medical needs of patients and educate students in the latest and best methods of delivery of these services, it needs an environment with features necessary for a modern healthcare facility. The completion of the new hospital in 2009 provided exceptional core inpatient facilities. However, the increased volume of services the Center has provided and the rapid changes and developments in diseases and treatments that have occurred since its opening, make apparent the need for equipment replacement and new purchases.

The older age of some and the lack of other, more innovative, types of equipment required for new methodologies in treatment, limits the hospital's ability to provide, at home in Arkansas, services for patients with any type of medical problem and to expose students to the use of the most up to date technological medical equipment.

For example, with its many manifestations, lung, breast/prostate and colorectal being the most prevalent, cancer has been a focus of medical efforts for generations. With the rate of 185-207 per 100,000 population, Arkansas ranks high in the number of deaths associated with this disease. Cancer is the second largest killer of Arkansans after heart disease. However, research efforts have provided those contending with the disease multi-faceted developments to aid in their efforts.

One such tool is the Positron Emission Tomography (PET) which uses small amounts of radioactive materials called radiotracers, a special camera and a computer to help evaluate organ and tissue functions. By identifying body changes at the cellular level, PET may detect the early onset of disease before it is evident on other imaging tests. PET CT has a number of applications in relation to the detection of cancer along with determining the effectiveness of a cancer treatment plan.

The below items of equipment are being requested.

ICE Equipment Requests		
Item	Equipment Extended Cost	Item Description
Pet CT	\$ 3,500,000	Replacement of equipment. Positron emission tomography (PET) uses small amounts of radioactive materials called radiotracers, a special camera and a computer to help evaluate your organ and tissue functions. By identifying body changes at the cellular level, PET may detect the early onset of disease before it is evident on other imaging tests
Varian Truebeam 2.5 Upgrade-stereotactic Upgrade with 2 Perfect Pitch Couches.	\$ 1,675,730	Upgrade to 2 existing Varian treatment machines. Upgrading both machines is essential to clinic efficiency and flexibility. This would require a software upgrade to ARIA 13 which is included in an existing annual ARIA maintenance contract. However, the Varian Framework Agent Server is required to support ARIA 13. The server will cost somewhat less if this equipment upgrade is purchased because some items are included in the equipment upgrade quote.
CT Scanner (for shell space in ED)	\$ 1,300,000	Additional/New CT volume is up, and we need additional coverage for ED
Siemens MRI upgrade	\$ 1,100,000	Upgrade of the current MRI
IV Preparation Robot	\$ 1,000,000	IV robotic system to compound a combination of IV syringes and/or IV bags depending on the clinical need.
SPECT/CT	\$ 1,036,500	Single-photon emission computerized tomography (SPECT) scan allows the ability to analyze the function of some internal organs. SPECT scan produces images that show how your organs work.
Tandem Mass Spec. with detector (2 @ 285,000)	\$ 570,000	Clinical Mass Spectrometry Laboratory provides a resource focusing on the application of mass spectrometry in complex clinical and biological samples
Mammography Ultrasounds	\$ 561,000	Mammography ultrasound is non-invasive and often used as a follow-up test when there is an abnormal finding on a mammogram, breast MRI or clinical breast exam
Slit Lamps	\$ 520,000	Slit lamp is an instrument that provides a magnified, three-dimensional (3-D) view of the different parts of the eye
Philips Portal Upgrade	\$ 470,000	Facilitates access to imaging and radiology test results
Optia	\$ 468,000	Optia Apheresis System is the next-generation therapeutic apheresis and cell collection platform that allows clinicians to spend more time focusing on patient care
Mammography Tomosynthesis Unit	\$ 435,000	Breast tomosynthesis takes multiple images of the entire breast to allow for earlier detection of small breasts cancers; great accuracy in pinpointing abnormalities; increased likelihood of detecting multiple tumors and clear images of tissue
Anesthesia machines	\$ 391,700	Replacement of anesthetist equipment
Digital Portable X-Ray Machine	\$ 390,000	Digital X-ray sensors are used instead of traditional photographic film. Advantages include time efficiency through bypassing chemical processing and the ability to digitally transfer and enhance images. Also, less radiation can be used to produce an image of similar contrast to conventional radiography.
Stretcher Project - placeholder in budget	\$ 360,000	Replacement of stretchers
Provation Software	\$ 350,000	Software replaces dictation and transcription, allowing physicians to efficiently document procedures at the point of care.
New Voluson E10 US Machine	\$ 250,000	The Voluson e10 provides the most advanced technology for the console-based Voluson ultrasound machines. Its new architecture provides faster processing on a number of levels, including: the first electronic curved array 4D transducer (non-mechanical), faster processing speed, more automation, improved HDLive functionality, better penetration, and overall higher quality imaging.
Mammography Stereotactic Breast Biopsy Table	\$ 335,000	Stereotactic breast biopsy uses mammography – a specific type of breast imaging that uses low-dose x-rays – to help locate a breast lump or abnormality and remove a tissue sample for examination under a microscope. It's less invasive than surgical biopsy, leaves little to no scarring and can be an excellent way to evaluate calcium deposits or tiny masses that are not visible on ultrasound
Ultrasound (for main department)	\$ 335,000	ultrasound machine
Radial probe/driver/EUME2	\$ 302,104	Provides high resolution and an image display that promotes clear visualization, the EU-ME2 brings real clarity to your EUS (echo-endoscopy) procedures, supporting better detection and characterization of lesions
Digital Rad Room (OPC)	\$ 335,000	digital diagnostic x-ray equipment for ambulatory
Digital Rad Room (Family Practice)	\$ 335,000	digital diagnostic x-ray in the distributed clinic

**Total** \$ 16,020,034

The growing demand for UAMS clinical services is one important opportunity for growth and expansion. This growth hinges upon the replacement of old and the introduction of new, state-of-the-art clinical equipment.

**Recommendation: \$1,000,000 (Category A)**

**North East Central Energy Station.** The project consists of building a new energy plant in the northeast section of the UAMS Little Rock campus. This plant would allow UAMS to achieve lower electricity costs for the east side of campus by installing backup generators that will qualify for the Optional Interruptible Service (OIS) tariff and provide electrical power and cooling in the event of a power failure.

This plant would allow power to be restored very quickly (no more than a matter of minutes), and could continue operation for 48 hours before refueling. In addition, this plant would provide additional power during peak electrical use, allowing Entergy to shift generation to UAMS. It will support the current power plant and provide for future campus energy needs.

**Recommendation: \$1,000,000 (Category A)**

## **COLLEGES:**

### **Arkansas Northeastern College**

**Workforce Training Building.** The College has experienced increasing student and local industry which includes Big River Steel demand for expanded Occupational and Technical Workforce Training spaces and associated qualified instructors and programs. Currently, the only space available are 1) a leased 26,000 square foot metal building originally constructed as a warehouse/distribution center for Pepsi Cola products and 2) a leased 30,000 square foot metal building originally constructed as a manufacturing & assembly facility. Both buildings are located across town in the industrial park and are inconvenient for our students. Roof failure issues persist with both metal buildings, placing at risk the currently owned training equipment. Fifty-year old spaces located at the ANC Burdette Center are being utilized to accommodate the ANC Technical/Secondary Center. To meet the demand and continue to be responsive to our constituents, ANC must provide a state of the art facility near the main campus for workforce training and technical education. Finally, the new facility is a high priority for prospective industries investigating the workforce preparedness of the area population. The prospective industries expect a quality, timely training program with the state-of-the-art facilities for these needs. Significant financial participation by private industry partners is anticipated.

**Recommendation: \$1,850,000 (Category A)**

**Nursing & Allied Health Building (Paragould).** The new building will house the specialty facilities accommodative of nursing and other allied health related programs. The College has operated the Nursing and Allied Health Programs in a leased facility for eleven (11) years. This facility is a renovated motel, which the program has outgrown. The main facility will contain classrooms and clinical laboratories equipped with current technologies. This facility will serve the expanding health care industry in the Paragould region.

**Recommendation: \$1,000,000 (Category A)**

### **Arkansas State University – Beebe**

**IT Services Data Center.** The department of Information Technology Services and the Data Center are currently in the State Hall Building. Space for the department staff and for the data center are horribly inadequate in both space and serviceability. The Data Center is actually separated in two different rooms without the proper climate control and poor security. The space available for offices, storage and training is also inadequate. Additionally, the department of Information Technology Services and the Data Center relocation would provide critical space for other departments housed in State Hall.

State Hall is a very old building housing many departments containing student and financial records. It would be beneficial to the University to house the Data Center in a separate building not so susceptible to loss from fire or other natural disasters.

**Recommendation: \$2,000,000 (Category A)**

**State Hall.** The State Hall Building was built on the Beebe campus in 1938 and is one of the three original buildings of the campus. State Hall houses senior level administrative offices, Registrar, Financial Aid, Business Office, Institutional Research, Public Information, and Information Technology Services. The building requires a total renovation to update the building in appearance and mechanical/electrical/technological systems.

**Recommendation: \$1,375,000 (Category A)**

### **Arkansas State University – Mountain Home**

**Occupational Technical Center.** ASUMH has been approved to offer three new occupational and technical programs, Automotive Repair, Heating, Ventilation, and Air Conditioning, and Mechatronics; in addition to our current Welding program. In order to accommodate the addition of these programs and growth in enrollment, ASUMH has entered into a building lease, with the option to purchase the property. This request is to purchase the property and make building alterations necessary to operate our occupational and technical offerings.

**Recommendation: \$1,850,000 (Category A)**

**Health and Wellness Center.** This new facility will incorporate current physical education courses, along with health and wellness courses, such as weight training, aerobics, and community health education. Potential functions of the facility include a gymnasium, walking track, weight room, fitness instructional area, classrooms, and faculty and staff offices.

**Recommendation: \$1,000,000 (Category A)**

### **Arkansas State University Mid-South**

**Classroom Instructional Technology Equipment Replacement.** Classroom Instructional Technology Equipment Upgrade - Most of our classrooms are currently using technology that is more than 5 years old with many of the devices failing due to age and use.

**Recommendation: \$102,000 (Category A)**

### **Arkansas State University – Newport**

**STEM Classroom/Lab Building ASUN Jonesboro Campus.** Arkansas State University-Newport plans the construction of a new STEM classroom/laboratory building on its campus in Jonesboro. The approximately 30,000 square foot facility will contain classroom and laboratory space to address growth and requests from local industry partners related to technical/workforce education in desperately needed STEM related careers. This building will house programs that directly correspond to growth in the area, as well as specific requests made by industry leaders in the local industry. The facility will include classrooms, lab space, and faculty offices as well as state of the art built-in equipment to support program growth.

**Recommendation: \$1,000,000 (Category A)**

**Administration Building ASUN Newport Campus.** Arkansas State University-Newport plans the construction of a new administration building on its campus in Newport. The approximately 15,000 square foot facility will contain space to address growth and will free up space in other campus buildings to allow for program growth and support. In addition, this building will centralize offices that provide critical administrative functions in support of students.

**Recommendation: \$750,000 (Category A)**

**Building and Transportation Tech Building ASUN Newport.** Arkansas State University-Newport plans the renovation of an existing classroom building on its campus in Newport. This renovation will allow updates to support new technical programs. The college will renovate approximately 5,750 of the existing 14,800 square feet. The facility remodel is needed to address the demand for more technical education programs in the area. The building will also help the institution keep pace with high growth programs and provide additional space for on-going operations.

**Recommendation: \$547,500 (Category A)**

**Main Building Remodel ASUN Jonesboro Campus.** Arkansas State University-Newport plans the renovation of an existing classroom building on its campus in Jonesboro. This renovation will allow updates to support new technical programs. The college will renovate approximately 15,000 of the existing 28,535 square feet. The facility remodel is needed to address the demand for more technical education programs in the area. The building will also help the institution keep pace with high growth programs and provide additional space for on-going operations.

**Recommendation: \$552,500 (Category A)**

### **Black River Technical College**

**Student Information System Upgrades.** The current student information system used by BRTC to handle all of the various aspects of student registration, billing, financial aid, payroll, financial reports, etc., has been in place for approximately 20 years. This system, while functional, has gone long past being efficient when compared to more current alternatives. In addition, the System supplier has indicated that they will only support the hardware required for this system for a few more years. These factors combined with the desire to be able to offer more advanced technology features to our students, faculty and staff have caused us to seek an alternative technologically advanced system.

**Recommendation: \$1,062,000 (Category A)**

**"A" & "B" Bldg. Renovation.** These two buildings are the original 1973 buildings that housed all technical programs. The roof structure for "B" building has exceeded its life expectancy and is in need of replacement. Updating of the restrooms in buildings "A" and "B" will bring the equipment up to current standards.

**Recommendation: \$157,500 (Category A)**

**Fire Science Equipment Storage.** A storage building for Fire Science Program to house the Fire Truck along with other firefighting equipment. This new construction will allow for the truck and equipment used for training students to be housed on campus instead of an off campus location.

**Recommendation: \$157,500 (Category A)**

**AC/Library Equipment Replacement.** The existing Boiler is the original equipment installed at the time of construction. A new boiler for these buildings will improve reliability and save on energy consumption.

**Recommendation: \$54,000 (Category A)**

**Grounds Maintenance Equipment Storage.** This storage building will be used to house the tractors and landscape equipment for grounds maintenance on the campus. The campus is in the process of obtaining equipment such that landscaping needs will be handled in house.

**Recommendation: \$90,000 (Category A)**

**Technical Education Building.** Currently the location that houses the technical programs (Welding, Electricity, and Machine shop) are located in the original 1973 building, the wiring, lighting, roof structure, ceiling grids, overhead doors, exterior doors, windows, boiler, etc. are part of the original construction, these areas are in need of updating to the point that new construction is the best alternative. We anticipate growth in these technical programs due to the participation with local public K12 schools, this Pathway career readiness incentive would allow students the ability to obtain post-secondary certifications while still attending high school.

**Recommendation: \$1,167,000 (Category A)**

**RCDC Renovation.** This building was built in 1986 the renovations needed to this building consist of updating of restrooms, updating lighting to LED, along with other necessary updates that will be beneficial for students along with faculty.

**Recommendation: \$162,000 (Category A)**

## **Cossatot Community College, University of Arkansas**

**Technology Upgrades.** Audiovisual Classrooms: Across the three campuses, we have six Audio Visual (AV) classrooms, two per campus. The equipment in our AV classrooms is 8 and 10 years old respectively, meaning it is at the end of its life. This equipment does not allow us to offer high definition, video lecture capturing, or off-campus access as many students today expect. This equipment needs to be replaced with a cloud or hybrid-cloud based equipment that will reduce the cost of ownership and enhance student-teacher collaboration.

Network Infrastructure Upgrade: Our campus network infrastructure (backbone) dates back to the mid-1990s, and is inadequate for today's equipment and the increasing student loads of today. This equipment needs to be replaced with new single-mode fiber cable and switches, capable of handling the traffic between campuses and the cloud.

Disaster Recovery/Business Continuity: We are in desperate need of hardware (servers, storage, backup power, etc.) required to complete our disaster recovery/business continuity (DR/BC) plans. We currently have very limited resources to ensure continuity of operations in the event of a disaster or even a prolonged power outage.

Campus PC Replacement: Many of our student lab computers are 7 to 10 years old, well past their life expectancy. Due to age, replacement parts are no longer available or not cost effective to install. Replacement of these computers will also allow us to offer current classes, such as Coding/Programming, to our students.

**Recommendation: \$600,000 (Category A)**

**HVAC Replacement.** The Leeper Building on the Sevier County campus was renovated in 2002, and a portion of the HVAC equipment was replaced at that time. The remaining HVAC equipment in this facility is approaching twenty years old, and in desperate need of replacement. When replacement units are available, college maintenance personnel are licensed to install.

**Recommendation: \$58,000 (Category A)**

**Student Commons.** The Sevier County campus of UA Cossatot is the main campus and the largest of the three campuses. Originally constructed as a Vocational Technical college with four separate buildings, the campus has grown to ten classroom and/or lab buildings with no central space for students to gather and interact. Our request is to construct



a Commons area, tying three of our main facilities together into one contiguous structure, giving students a place to study, learn, and grow in the college experience.

**Recommendation: \$1,000,000 (Category A)**

**Convocation/Education Center.** UA-Cossatot has been one of the fastest growing community colleges in Arkansas for the past several years. As such, the campus in Howard County struggles to have adequate classroom space. We are requesting to add a facility with eight classrooms (including supportive faculty and staff offices), a 200 seat lecture hall, and a multi-functional arena for physical education classes, community functions, and college activities.

**Recommendation: \$1,192,000 (Category A)**

### **College of the Ouachitas**

**Health/Science Technology Building.** This new facility will incorporate all of the science programs, health science programs and laboratories to support instruction in these areas. Growth in our health science programs has resulted in our only science laboratory being overtaxed. We are currently using other program classroom space to conduct classes and our simulated clinical space has also reached peak usage. Once construction is complete and the new facility occupied, we will repurpose the old space for use in our business technology program.

**Recommendation: \$1,600,000 (Category A)**

**Technology Infrastructure Improvements.** The College is in need of a Local Area Network cable plant upgrade. The cable plant is currently able to support a maximum speed of 1 GB. With increased video and converged end-points, this plant will need to be upgraded to accommodate speeds up to 10GB.

**Recommendation: \$250,000 (Category A)**

**Conference and Student Center.** This new facility is requested to house our Student Services staff that will support our efforts to provide a complete one-stop service center for all of their student support needs. This new building will also support space for graduations and other large venues that the college currently lacks. With support from our local community, we anticipate these spaces to be made available for conferences and other local business and industry purposes. We plan on soliciting FEMA funds for a portion for the construction of a safe room for the campus and community.

**Recommendation: \$1,000,000 (Category A)**

## **East Arkansas Community College**

**Technology Infrastructure & Systems.** EACC has conducted evaluations of existing campus technology systems in areas of safety, security, environmental & energy management controls, and general technology operations in support of the academic programs, as well as administrative operations, in order to determine areas where improvements are needed for greater program effectiveness, and significant long-term operational efficiencies and cost savings. The following capital project will provide the necessary technological infrastructure improvements to address the identified needs:

- Replacement of Campus analog telecommunications system with VOIP Digital telecom system.
- Installation of comprehensive Energy Management System to control environmental HVAC systems in all college facilities.
- Installation of Network-based campus video security and facility access system to replace old and inadequate existing analog system.
- Installation of access controls system for improved campus security, safety and accessibility.

**Recommendation: \$363,500 (Category A)**

**Maintenance Building.** The renovation of the current Maintenance Building and expansion would include an addition of approximately 1,900 sq. ft. for housing of personnel, equipment, and storage. It would also allow for the current portion of the facility to be covered with brick veneer siding that matches existing buildings on campus and in its general vicinity. At this time, the College does not have adequate storage facilities on campus and this would allow all stored items to be brought back to campus and eliminate the need to rent storage offsite.

**Recommendation: \$280,950 (Category A)**

**Student Center.** This project would provide needed space for a student lounge and activities area as well as offices to house Student Recruitment and Student Activities personnel along with Student Government representatives. Currently, no space exists that can be dedicated to students for activities, entertainment, presentation, etc. Another issue that should be considered is that a large number of EACC students commute to campus from great distances and therefore spend a majority of time before and after classes on the campus.

**Recommendation: \$1,250,000 (Category A)**

**Renovation of Classroom Bld. 3.** This project would allow for the renovations of Classroom Building 3 on the EACC campus. This facility was constructed in 1986 and in part has been used as Allied Health classrooms and labs. Since a

new Allied Health Center has been completed, a complete renovation is needed to convert this space to general use up-to-date classrooms. This two story building also needs to have an elevator installed to accommodate students, faculty & staff with disabilities.

**Recommendation: \$455,550 (Category A)**

### **National Park College**

**Classroom Technology.** With changing program needs, in order to stay current and increase enrollment, NPC needs the latest instructional equipment. This project consists of the following improvements:

- Classroom podium computers (36) attached to overhead digital projects to either replace old equipment or to enhance traditional classrooms.
- Implement 300 Student classroom stations with Thin/Zero clients to improve the manageability of software rollouts to student computers.
- Replace student side network switching components to increase data capacity for many campus computer labs.
- Blade center hardware additions to increase the flexibility of managing student classroom Thin/Zero client stations, and reduce power consumption.

**Recommendation: \$720,000 (Category A)**

**Infrastructure Improvements.** Infrastructure to support classroom technology requires upgrades in order to serve the needs of students in the areas of testing, on campus classes, and web based classes. This project consists of the following improvements:

- Implement High Availability Disaster Recovery Data & Replication Center.
- Increase the bandwidth of NPC's LAN by replacing the current network switches with high performance switches throughout the campus.
- Consolidate the network servers with server array technology. Server arrays on each end of the campus will enhance reliability and performance to provide optimal instruction.
- Provide centralizes natural gas backup power units for mission critical data closets.
- New campus wide phone system for the campus, including support and infrastructure. The existing phone system is outdated and replacement parts are no longer available.
- Remodel current Server Room/Data Closet

**Recommendation: \$1,605,000 (Category A)**

**Construction of Learning Commons.** A new Learning Commons Center will be constructed to serve as a “one stop shop” for all student service needs. It will house counseling, financial aid, testing/carrier center, and all other student services. The learning commons will also include an e-library and four 65 seat classrooms along with a 450 seat auditorium; which are not currently available. The vision is to provide better service for our students and use as a recruiting tool to increase enrollment.

**Recommendation: \$775,000 (Category A)**

### **North Arkansas College**

**Admin. ERP & SIS Software System.** Northark has been notified that support for the POISE PX Administrative Software system that the college has been using since 1982 will be discontinued within the next few years. As the management and reporting of all administrative, financial and student data relies on this system, an upgrade replacement is desperately needed.

**Recommendation: \$1,300,000 (Category A)**

**Roof Renovations.** In spite of repeated patch and repair efforts to the flat roofs of the Durand Center and Library, roof problems continue. To rectify these inherit flat roof problems, a pitched roof cap renovation is proposed.

**Recommendation: \$1,000,000 (Category A)**

**N. Campus Student Resource Area.** North Campus technical education students need a dedicated support area for student tutoring, counseling, advising and general student support services. Technical program resource material and a limited number of computer stations will also be provided.

**Recommendation: \$100,000 (Category A)**

**S. Campus Library Renovation.** From when the current Library facility was designed and constructed in 1992, many new and different academic reference and instructional support technologies, services, conventions and student learning patterns have evolved.

This renovation project will transform the outdated “stack” design areas into modern, high-tech educational reference and study areas. Spaces will be redesigned to include quiet individual study areas with a mixture of traditional chair/desks

combinations, comfortable upholstered easy chairs, small and medium enclosed areas for student group study, an enclosed computer lab area and individual computer access stations throughout the facility.

**Recommendation: \$450,000 (Category A)**

### **Northwest Arkansas Community College**

**Washington County Center.** Since Washington County is part of our service area, plans are underway to establish a center in Washington County. This center would address the requirement for workforce training responding to the needs of the local business community and the state. Funds would be used for start-up costs, including planning and architectural services, furniture, and equipment.

**Recommendation: \$961,325 (Category A)**

**Burns Hall Bathroom Renovation.** Proposal is selective demolition of current lavatories, wall and floor tiles, and areas of wallboard. Replace tile, partitions, fixtures, towels and soap dispensers. Install materials that will not harbor bacteria and will be safer for students, employees, and visitors. These lavatories are 21 ± years old and are original to Burns Hall.

**Recommendation: \$160,000 (Category A)**

**Library Remodel.** The NWACC Library counts approximately 900 visitors per day during the fall and spring semesters. It houses 25 public computers and a classroom for Information Literacy Instruction with an additional 24 computers, plus 16 laptops for checkout on-site. Recent seat counts show almost all seats are occupied during the peak hours of 10am-2pm, Monday- Thursday, with some students sitting on the floor, and spill over into the library classroom if it is not in use. We currently have two group study rooms that are consistently booked for the last two weeks of each semester, and frequent student requests for additional group study rooms. Our physical collection also currently has no room to expand, requiring staff to weed and shift the book and media collections frequently as we add new materials.

The library would benefit tremendously with additional floor space. The current location of the library, located off the main lobby of Burns Hall, is ideal for student and community access, so expanding outward and upward would be the ideal solution. Will need to expand upwards for additional seating, open and closed group study spaces, and expanded electrical and technological infrastructure.

**Recommendation: \$111,300 (Category A)**

**Storm Drainage, Leveling, & Replanting (after removal of railroad spur).** A section of the Arkansas -Missouri Railroad Spur that runs through the center of campus has been purchased by the state as part of the 1-49 expansion and gth Street crossover. The tracks will be removed and adjacent space will be available to NW ACC. After removal of the tracks, the land will have to be leveled and replanted. Additionally, storm drainage will be installed.

**Recommendation: \$190,000 (Category A)**

**Burns Hall East Wing Renovation.** Burns Hall was constructed in 1995. Many of the classrooms, offices and common areas are beyond the extent of their useful life. The remodeling of these areas is needed to preserve the building, reduce repair costs, and enhance student learning experience.

**Recommendation: \$151,900 (Category A)**

**Parking Garage.** The parking garage is a five-level structure that was constructed in 2006. The garage needs drainage added, restriping and sealing of all horizontal surfaces, lighting improvements and overall general enhancements.

**Recommendation: \$1,500,000 (Category A)**

**NCPTC Generator.** Currently, there is not a generator on site to serve as back-up in the event of power loss. The building is used for training for child protection advocates and students.

**Recommendation: \$40,000 (Category A)**

**New Physical Plant Facility.** The current structure is too small to operate NWACC efficiently. The facility would accommodate and protect equipment while providing the necessary area needed to perform daily duties.

**Recommendation: \$400,000 (Category A)**

**Emergency Notification Enhancements.** NW ACC is in a multiphase deployment of a new, IP based, facilities centered emergency notification system. This system allows for NW ACC administration to issue geography based notifications without delay, thus enhancing the current infrastructure. This deployment has currently been extended to include all phones on campus. The next phase will include common-area spaces that do not currently have notification sound and visual penetration.

**Recommendation: \$43,000 (Category A)**

## **Ozarka College**

**Information Technology Center.** There is an immediate need for additional space to support Ozarka College's Information Technology program and to provide additional space for students to study, interact with study groups, and obtain tutoring and counseling services on the Sharp County campus.

**Recommendation: \$1,500,000 (Category A)**

**Fulton County Education Center.** There is a need for additional space to accommodate student needs on the Fulton County campus. Additional space is needed to expand the curriculum, provide more classroom and laboratory space, and to have a designated area for students to study, interact with peers, and obtain tutoring and counseling services.

**Recommendation: \$1,000,000 (Category A)**

**Health & Fitness Center.** There is a need for additional space to house a health and fitness center on the Stone County campus. At the present time, we do not have the facilities or equipment to offer physical education courses at this location.

**Recommendation: \$350,000 (Category A)**

## **Phillips Community College of the University of Arkansas**

**Roof Repair & Replacement.** Roof repair or replacement on four buildings on the Helena-West Helena campus and the Training Center building on the DeWitt campus:

- Technology & Industrial Training Building - \$300,000
  - This building houses technology classrooms, cosmetology, compressed video, drafting, Career and Technical Center classes, and Gear-Up grant program activities.
- Gym - \$750,000
  - The Gym is used for community service, intramurals, and houses the fitness center for the College. Age of roof is 30 years.
- Fine Arts Building - \$250,000
  - The Fine Arts Building houses classrooms, auditorium, community service, and the art gallery.
- DeWitt Campus - \$75,000

- Portions of the roof of the DeWitt Training Center roof is in need of replacement.

**Recommendation: \$1,100,000 (Category A)**

**Renovation of Gymnasium.** The Gymnasium on the Helena-West Helena campus is the hub for various community service activities as well as student intramurals and the campus fitness center. This building is in of much needed renovation, including the replacement of the gym floor and safety improvements.

**Recommendation: \$220,000 (Category A)**

**ADA Improvements.** Improve handicapped accessibility to various buildings on the Helena-West Helena campus. Examples of items to be included in this project include installing elevators/lifts, ramps, and/or automatic door equipment in addition to improving accessible restrooms and doorways.

**Recommendation: \$280,000 (Category A)**

**Campus Security Upgrades.** Improve campus security on all three campuses. Examples of items to be included in this project include re-keying all locks, upgrading security cameras, campus lighting, emergency exit lighting, and campus signage.

**Recommendation: \$100,000 (Category A)**

**Small Business Incubator Elevator.** PCCUA serves an economically distressed area and the college has partnered with a local community organization to house a small business incubator project in one of our off-campus buildings. This building contains three floors. An ADA compliant elevator is needed to access all three floors and to better serve the community as a whole.

**Recommendation: \$120,000 (Category A)**

### **Pulaski Technical College**

**Science Building Remodel.** Project is proposed to replace smaller, outdated laboratories in one building with renovated space in the existing science building. as well as creating a third lab in an existing space via renovation. The new laboratories will be larger to accommodate more students per section, as well as provide space to offer up to 10 new



sections (240 students) sections of high demand classes. The current laboratories are poorly ventilated, small, and simply insufficient for current demand.

**Recommendation: \$200,000 (Category A)**

### **Rich Mountain Community College**

**Technology Upgrade of Science Labs.** The science laboratories at RMCC were constructed in 1986 to-date have not changed since that time. Work would include new casework, cabinetry, Prep room, computers, high def. screens, projector & screens and Ethernet connections.

**Recommendation: \$620,500 (Category A)**

**Technology Upgrade of Lecture Hall.** The lecture Hall at RMCC was constructed in 1986 and to-date has not changed during the past 29 years. It is currently the largest room on campus that can be used for a classroom. This project would provide the latest in sound, lights, audio-visual equipment for a classroom of approximately 70-75 students. This project is critical to the institutions ability to provide instruction large numbers of students through direct and distance learning applications.

**Recommendation: \$590,500 (Category A)**

**Allied Health Equipment.** Funds would be used purchase 5 new SimMan (simulation manakin) for the Allied Health programs at RMCC. The LPN/RN programs have doubled in size over the past 6 years and critical equipment is needed to ensure proper training of the students in these areas. The SimMan includes software and is an interactive program allowing it talk, cry, sweat, bleed, etc. providing a safe complete learning environment for students.

**Recommendation: \$200,500 (Category A)**

**Fine Arts Performance Center.** Approximately 20, square building contains facilities for performances ranging from local plays, concerts regional and national The center would include banquet facilities and supporting needs as well as dressing and support areas for productions

**Recommendation: \$438,500 (Category A)**

## **South Arkansas Community College**

**Advanced Manufacturing Center.** This request is to construct a 9,322 square foot building for manufacturing programs and training to support the existing and expanding chemical, petroleum, hazardous waste, pulp and paper, and manufacturing industries in our area. SouthArk is involved in the training of employees and operators for many of our local manufacturing plants. The facility would be a metal building, with a brick facade, two classrooms, a computer laboratory, restrooms, four offices, and a 60x60 reconfigurable, high-bay space. The open, high-bay space would house the Hands-on-Training mini-plant; process, mechatronics, and robotics training models; five welding booths and other industrial and safety equipment. The space would provide credit and non-credit manufacturing training opportunities for not only our Process Technology Operators courses/programs, but also provide appropriate laboratory space for our training and customized industrial training.

**Recommendation: \$844,643 (Category A)**

**Health Science Center Addition.** The proposed addition to the Health and Natural Sciences Building will include offices, classrooms, laboratories, and simulation suites for health science programs, Chemistry/Physical Science, Biology, and Medical Laboratory Science. The space required for these areas total 12,000 square feet (sf). Included in this space will be three laboratories, chemical storage and prep room, faculty/staff offices (six), two general purpose lecture classrooms, mock emergency room with simulation suites and observation/debriefing area, and exercise room to support health science programs and course offerings. The architects planned for this three-story addition to the existing 38,000 sf Health and Natural Sciences building when originally developed in 2009, but funds were not sufficient to build the entire 50,000 sf facility.

**Recommendation: \$1,250,000 (Category A)**

**Library/Learning Center Expansion.** This request is to improve and expand the Library, which is the academic hub of our College. The Library has experienced increased usage and needs more space. An auditorium and lobby is included with the current square footage. The proposed expansion would include learning centers, labs, study areas and some classrooms. The expanded area would provide space for instruction and tutoring in math, writing, reading, bibliography and other subjects. This space is needed to serve the needs of our students.

**Recommendation: \$755,357 (Category A)**

## **Southeast Arkansas College**

**General Studies North-South Sewer.** This request is for replacement of underground water and sewer lines that are over 50 years old and has reached life expectancy.

**Recommendation: \$790,000 (Category A)**

**General Studies South - Transformer.** Due to overheating through use and natural obsolescence these transformers must be replaced.

**Recommendation: \$25,000 (Category A)**

**McGeorge Hall - Boiler.** Replacement of the Boiler in McGeorge Hall. Place Boiler so that it may be readily accessible.

**Recommendation: \$25,000 (Category A)**

**Founders Hall - Boiler.** Replace aging boiler in Founders Hall.

**Recommendation: \$25,000 (Category A)**

**Core Server Switch.** Replace core server switch for entire campus

+

**Library - Brick Failure.** Replace damaged brick on outer wall of Library

**Recommendation: \$25,000 (Category A)**

**Projectors for Classrooms.** This request is for improvements for instructional and research purposes

**Recommendation: \$105,000 (Category A)**

**Wellness Center/Classrooms.** Multiuse building as well as instructional classrooms

**Recommendation: \$1,772,831 (Category A)**

## **Southern Arkansas University Tech**

### **Career and Workforce Development Center.**

- A. Industrial Technology Programs. Centralization and revitalization of the industrial programs: Industrial Maintenance, Engineering Technology, Automotive Technologies, and Industrial Radiography to meet industry and workforce demands.

Classrooms, offices, labs, and shop areas sufficient to house the technology programs. There would be a certain amount of equipment that would be considered somewhat permanent (welders, heavy equipment) in each of these programs and located primarily in each respective lab/shop area. The classroom areas could possibly be a part of a large multiuse area, whereby classroom spaces could be combined through the use of folding walls or portable partitions. These programs align directly with the needs of the employers of Highland Industrial Park. (See also Summary for other potential uses).

- B. Workforce Services. Centralization of career and workforce services programs: Business/Industry Training, Pre-Employment Training, CRC, Career & Placement Services.

Classrooms, computer labs, offices, conference rooms, on-demand and private meeting rooms, and a lecture hall sufficient to house the workforce services programs.

#### **Summary:**

It is of importance to note the key impetus for this proposal. These needs are driven by the expressed desires of businesses and industries that SAU Tech serves in Highland Industrial Park and surrounding area. These needs were expressed through 2011 survey results and on-going communication with industry partners. SAU Tech career education and workforce training has been and continues to be a strong asset to the park in adding value and quality to the products produced as well as keeping jobs in Arkansas and the United States. SAU Tech's sector partners in Defense/Aerospace employment continue to have needs of creating a pool of both qualified entry level and highly skilled workers. The facility would also serve as a much needed facility that the College's industry partners could schedule for their own use with in-house instructors and speakers.

The facility could be as large as twelve classrooms, three "clean" lab areas with minimal ventilation, and four shop areas with substantial ventilation to remove fumes, dusts, etc., and associated offices for faculty and staff. Also needed would be associated bathrooms, mechanical rooms, storage rooms/caged structures, garage style and larger door openings where necessary, excess electrical outlets including 240V and 3 phase in some areas, communication Ethernet cables/phone system, presentation sound and video systems, and energy efficiency features such as motion sensitive lighting, sink water in bathrooms, skylights. Optimum building orientation/windows/deciduous trees landscaping.

Investigate geothermal heating cooling options and innovative methods of insulation technology. Industry has stated in the past that they would like secure and private areas to conduct business where security and privacy would not be compromised. That is the intent of the “private meeting rooms” mentioned previously. Such rooms may need an external wall to facilitate bringing in a larger piece of equipment for display/unveiling/ study. Soundproofing between walls would be of concern regarding these areas. The initial figures point to a fairly large building.

**Recommendation: \$1,850,000 (Category A)**

**Administration/Business Bldg. Renovation.** Both the Administration Building and the Business Buildings were constructed in 1946 and 1949 respectively. Each building is approximately 47,000 square feet. Structure is reinforced concrete. Replacement value of the Administration Building is \$7,336,928; Business Building is \$7,551,012.

These buildings were originally built by the United States Navy and served as a military base in the Highland Industrial Park in South Arkansas. Both buildings are very much in need of modernization and major renovations. The Administration Building is the very first building students and parents visit. The appearance of this building sets the tone for the rest of the campus. Currently the impression people have of both buildings is very low. The College is criticized frequently because of the outdated condition of the buildings.

Exterior renovations would include adding a portico to the main entrance to help reduce the “military” look of the building. New entry doors would be added to the Administration Building on the front and side entrances. Interior renovations include installing a new grid ceiling, recessed troffer light fixtures, new floor coverings, baseboards and paint. Additionally, the bathroom facilities in each building will be completely gutted and rebuilt to include new modern fixtures, tile flooring, tile wall covering, stall partitions, ceilings, doors, door closures, mirrors, countertops, built-in vanities, water heaters, and ventilation system. Current ventilation system is vintage 1946. All classroom and office space will be painted, new flooring, and all blinds will be replaced.

**Recommendation: \$1,000,000 (Category A)**

### **University of Arkansas Community College at Batesville**

**Workforce Training Center.** The Workforce Training Center will house classrooms, faculty offices, computer laboratories, and meeting rooms needed to support both current and planned academic programs in workforce and business outreach initiatives with community corporations and businesses. Vocational programs would be housed in this facility. Currently all such programs reside in the Main classroom/Administration building and intermittently throughout the

campus. These resources are insufficient to meet the immediate needs of the growth our campus is experiencing. The continued economic strength and business development of our service area have increased the demands placed on our community and workforce education programs. Workforce Training will be a critical element of UACCB/s future training

**Recommendation: \$1,250,000 (Category A)**

**Instructional Equipment.** The University of Arkansas Community College at Batesville is experiencing significant demand in technology and the need for increased bandwidth. With the inception of the ARE-ON project in 2013, expenses for UACCB, as well as the need for new equipment for classroom usage, are critical for the instructional technology need for the campus.

**Recommendation: \$600,000 (Category A)**

**Stabilization for Vehicular Bridge.** There is a creek that runs near the center of the campus which requires a bridge for ingress and egress to the east side of the campus. The vehicular bridge is the only access to the east side of the campus. Otherwise, students would have to use the state highway for commuting between classrooms and library. Stabilization of the bridge must occur for safety. There is deterioration along the creek bank which affects the stability of the bridge. The data communication between both sides of the campus is also run along the bridge. Maintenance of this bridge is required for campus safety and communication.

**Recommendation: \$250,000 (Category A)**

**Land Acquisition.** The current campus occupies approximately 58+ acres in the northeast corner of the Batesville city limits and is in a light industry and rural area. It is bounded on the north, east, and west by existing fixed facilities (planned or existing residential areas or light industry). On the remaining south side it is bounded by a state two-lane highway. On the south side of the highway is farmland which has sufficient size to warrant consideration for purchase to meet future campus needs. Additional land (initial estimate 20-40 acres) will be required to meet long term needs anticipated for future growth. An adjoining building in the SE corner of the campus may be available for purchase as well. Given the current boundaries, and limited availability of adjacent usable land, the purchase of remaining adjacent land should be completed as soon as possible to minimize future costs and ensure availability for future growth of a single, integrated campus.

**Recommendation: \$750,000 (Category A)**

### **University of Arkansas Community College at Hope**

**Instructional Technology.** UACCH currently has six CIV equipped labs with equipment that is 12 years old. The College can no longer get technical support for these systems because of the age. UACCH averages 32 CIV class sessions per week to 336 students.

**Recommendation: \$420,000 (Category A)**

**Testing Center.** The current testing center on campus is inadequate to handle the volume of testing required on a daily basis. This project will allow the College to renovate three existing meeting rooms into a testing center large enough to meet current and future demands. These rooms are no longer needed for meetings since the opening of Hempstead Hall.

**Recommendation: \$685,000 (Category A)**

**Texarkana Student & Career Services Center.** This project is a 40,000 square foot facility with classrooms, computer labs, meeting rooms, testing center, and faculty offices on the Texarkana campus. This facility will increase basic student services through our outreach partners, enhance student engagement, and add space for the newly acquired Adult Education services with the Arkansas Department of Career Education.

**Recommendation: \$1,745,000 (Category A)**

### **University of Arkansas Community College at Morrilton**

**Workforce Training Center.** The Workforce Training Center will house new labs and classrooms for the departments of Automotive Technology, Air Conditioning, Heating & Refrigeration Technology, Welding, and Industrial Mechanics and Maintenance Technology. These departments are currently housed in space that is outdated and too small. It would be very expensive to renovate existing facilities because of their age (one building over 30 years old and the other over 50 years old), locations and poor conditions. The new facility will allow enhanced technology to support the programs. These programs produce graduates that are quickly employed, but enrollment in the programs is limited by the current physical space. Enrollment often reaches maximum capacity. By constructing new space, UACCM will be able to enroll approximately 30% more students in these high demand areas. There will also be a workforce training area that will provide space for workforce training for current and future area businesses.

Upon completion of the new space the Technology I Building will be demolished because of the deteriorating condition. Space vacated in Technology II will require minor remodeling to provide needed expansion space for other technical programs. The Technology III Building will be renovated to expand the Auto Collision program.

**Recommendation: \$600,000 (Category A)**

**Technology III.** The Technology III Building was constructed in the 1980s. The size of the facility is a limiting factor for student enrollment. By adding 7,000 square feet of education space and remodeling the existing space, the program can expand to serve additional students. An updated paint booth will provide additional safety features and industry standard technology, as the campus continues to expand technical programs and enhance technology. **Recommendation:**

**\$1,000,000 (Category A)**

---



## DEFINITIONS OF EXPENDITURE CATEGORIES

**Academic Support.** This category includes funds expended primarily to provide support for an institution's primary mission--teaching, research, and public service. Academic support is comprised of the following sub-categories:

Libraries. Includes salaries and operating expenses of separately organized libraries and media centers that are the responsibility of the librarian.

Museums and Galleries. Includes expenditures for activities that provide for the collection, preservation, and exhibition of historical materials, art objects, scientific displays, etc.

Organized Activities Related to Educational Departments. Includes expenditures for activities that provide support services to the three primary programs: teaching, research, and public service. These activities usually provide an opportunity for students to gain practical experience. Examples of organized activities are campus radio stations or farms.

Other Academic Support. Includes educational media services, academic computing, academic administration (deans and their support costs), and faculty development.

**Equipment Replacement.** Funds are provided for the replacement of worn or obsolete equipment. This is not an expenditure category in accounting terms since the expenditures will occur in other categories where equipment is used.

**Institutional Support.** This category includes administrative costs for institutional management such as the president's office, fiscal and personnel management, chief academic and student service officers, administrative computing, and other central institutional services that cannot be allocated to a specific department or activity.

**Instruction.** This category includes expenditures for all activities that are part of an institution's instructional program. Expenditures for credit and non-credit courses, for academic, vocational, and technical instruction, for remedial and tutorial instruction, and for any regular, special, and extension sessions are included. This category includes the following sub-categories:

Teaching Salaries. Includes only that portion of faculty salaries devoted to the teaching of credit-equivalency courses.

Departmental Operating Expenses. Includes salaries, wages, equipment, and operating expenses of instructional departments exclusive of teaching salaries.

Off-Campus Credit. Includes all credit courses offered anywhere other than in the facilities or on the grounds of a four-year institution, branch campus, or technical college. Included are expenditures for community college courses offered anywhere outside the district in which the community college is located.

Non-Credit Instruction. Encompasses courses which are not part of a degree or certificate program, such as community service courses.

**Plant Maintenance and Operation.** This category includes all costs associated with operating the campus buildings including utilities, and routine repair and maintenance of buildings.

**Public Service.** This category includes expenditures for non-instructional services beneficial to individuals and groups external to the institution. Examples are workshops, administration of non-credit courses, concerts and other cultural events intended primarily for the public, and cooperative extension services.

**Research.** This category includes all expenditures for activities specifically and separately organized to produce research outcomes. Included are expenditures for institutes, research centers, and program and project research.

**Scholarships and Fellowships.** This category includes expenditures in the form of outright grants to students selected by the institution and financed from unrestricted funds in the form of tuition remission. Performance or athletic scholarships are not included.

**Student Services.** This category includes expenditures for the offices of admissions, registrar, deans of men and women, financial aid, and counseling. Student service activities are those that contribute to the student's emotional and physical well-being and to their intellectual, cultural, and social development outside the context of formal academic instruction.

**Transfers.** Included are funds that are transferred from the unrestricted current funds group to any of the restricted fund groups. Transfers are classified in the following three categories:

Auxiliary Transfers. This item applies to the four-year institutions and their two-year branches. An auxiliary enterprise is an entity that exists to furnish goods or services to students, faculty, or staff, and charges a fee directly related to, although not necessarily equal to, the cost of the goods or services. Most auxiliaries are expected to be self-supporting. These include dormitories, bookstores, food services, and health services. Student organizations, publications, and college unions may require a subsidy from the unrestricted educational and general budget.

Mandatory Transfers. This category includes transfers to restricted fund groups, excluding auxiliaries, arising out of legal agreements related to the financing of educational facilities, and grant agreements with the federal government or other external sources.

Non-Mandatory Transfers. This category includes transfers from the unrestricted current funds group to any restricted fund group to serve a variety of objectives unique to an institution. The most common non-mandatory transfers are to auxiliaries, to the plant reserve fund, and other transfers to loan funds, quasi-endowment funds, or pre-payments of debt principal.

THIS PAGE INTENTIONALLY LEFT BLANK

### Annual Full-Time Equivalent Enrollment (FTE) for FY2015-16

Four-Year Universities		Two-Year Colleges			
2015-16 FTE		2015-16 FTE		2015-16 FTE	
ASUJ	12,388	ANC	917	NWACC	4,883
ATU	8,178	ASUB	2,899	OZC	812
HSU	3,245	ASUMH	1,086	PCCUA	942
SAUM	3,930	ASUMS	1,069	PTC	5,150
UAF	24,461	ASUN	1,838	RMCC	551
UAFS	5,409	BRTC	1,270	SACC	1,076
UALR	8,711	CCCUA	965	SAUT	1,052
UAM	2,380	COTO	805	SEAC	1,029
UAPB	2,502	EACC	685	UACCB	963
UCA	10,575	NAC	1,314	UACCH	948
		NPC	1,908	UACCM	1,545
Subtotal	81,779	33,705			
Grand Total		115,483			

THIS PAGE INTENTIONALLY LEFT BLANK

**TABLE 3**  
**2016-17 Full-time Annualized Fall Tuition and Mandatory Fees**

**TWO-YEAR INSTITUTION RESIDENT**

INSTITUTION	ADHE ESTIMATE OF 2016-17 SREB AVERAGE TUITION & FEES	2016-17 ANNUAL TUITION	2016-17 ANNUAL FEES	2016-17 TUITION & FEES
<b>LOCAL TAXES (IN-DISTRICT)</b>				
ANC	3,625	2,010	350	2,360
ASUMS	3,625	2,700	580	3,280
CCCUA	3,625	2,055	960	3,015
EACC	3,625	2,520	330	2,850
NAC	3,625	2,040	510	2,550
NPC	3,625	2,040	570	2,610
NWACC	3,625	2,250	958	3,208
PCCUA	3,625	2,100	620	2,720
RMCC	3,625	2,310	900	3,210
SACC	3,625	2,490	630	3,120
UACCB	3,625	2,100	900	3,000
UACCH	3,625	1,920	760	2,680
UACCM	3,625	2,610	1,130	3,740
<b>AVERAGE ANNUAL</b>	<b>3,625</b>	<b>2,242</b>	<b>708</b>	<b>2,949</b>
<b>LOCAL TAXES (OUT-OF-DISTRICT/IN-STATE)</b>				
ANC	3,894	2,310	350	2,660
ASUMS	3,894	3,300	580	3,880
CCCUA	3,894	2,445	960	3,405
EACC	3,894	2,820	330	3,150
NAC	3,894	2,760	570	3,330
NPC	3,894	2,940	520	3,460
NWACC	3,894	3,675	958	4,633
PCCUA	3,894	2,490	620	3,110
RMCC	3,894	2,730	900	3,630
SACC	3,894	2,880	630	3,510
UACCB	3,894	2,475	900	3,375
UACCH	3,894	2,130	760	2,890
UACCM	3,894	2,850	1,130	3,980
<b>AVERAGE ANNUAL</b>	<b>3,894</b>	<b>2,754</b>	<b>708</b>	<b>3,463</b>
<b>NO LOCAL TAXES (IN-STATE)</b>				
ASUB	3,894	2,940	540	3,480
ASUMH	3,894	2,820	660	3,480
ASUN	3,894	2,790	540	3,330
BRTC	3,894	2,670	660	3,330
COTO	3,894	2,790	830	3,620
OZC	3,894	2,640	805	3,445
PTC	3,894	3,900	1,380	5,280
SAUT	3,894	3,240	900	4,140
SEAC	3,894	2,640	580	3,220
<b>AVERAGE ANNUAL</b>	<b>3,894</b>	<b>2,937</b>	<b>766</b>	<b>3,703</b>

Full-time undergraduate is defined as 30 credit hours per year per SREB guidelines.

\* ADHE staff has estimated the 2015-16 SREB tuition fee amounts using a three year average increase of the median SREB annual tuition fee rates.

**TABLE 3**  
**2016-17 Full-time Annualized Fall Tuition and Mandatory Fees**

**TWO-YEAR INSTITUTION NON-RESIDENT**

INSTITUTION	ADHE ESTIMATE OF 2016-17 SREB AVERAGE TUITION & FEES	2016-17 ANNUAL TUITION	2016-17 ANNUAL FEES	2016-17 TUITION & FEES
<b>LOCAL TAXES</b>				
ANC	8,633	3,810	350	4,160
ASUMS	8,633	4,500	580	5,080
CCCUA	8,633	5,385	960	6,345
EACC	8,633	3,330	330	3,660
NAC	8,633	4,890	570	5,460
NPC	8,633	4,020	520	4,540
NWACC	8,633	3,750	958	4,708
PCCUA	8,633	3,900	620	4,520
RMCC	8,633	6,000	900	6,900
SACC	8,633	5,160	630	5,790
UACCB	8,633	4,200	900	5,100
UACCH	8,633	4,350	760	5,110
UACCM	8,633	3,840	1,130	4,970
<b>AVERAGE ANNUAL</b>	<b>8,633</b>	<b>4,395</b>	<b>708</b>	<b>5,103</b>
<b>NO LOCAL TAXES</b>				
ASUB	8,633	5,070	540	5,610
ASUMH	8,633	4,800	660	5,460
ASUN	8,633	4,560	540	5,100
BRTC	8,633	5,670	660	6,330
COTO	8,633	5,580	830	6,410
OZC	8,633	5,580	805	6,385
PTC	8,633	5,040	1,380	6,420
SAUT	8,633	4,680	900	5,580
SEAC	8,633	5,280	580	5,860
<b>AVERAGE ANNUAL</b>	<b>8,633</b>	<b>5,140</b>	<b>766</b>	<b>5,906</b>

Full-time undergraduate is defined as 30 credit hours per year per SREB guidelines.

\* ADHE staff has estimated the 2015-16 SREB tuition fee amounts using a three year average increase of the median SREB annual tuition fee rates.



**TABLE 3**  
**2016-17 Full-time Annualized Fall Tuition and Mandatory Fees**  
**FOUR-YEAR INSTITUTION UNDERGRADUATE RESIDENT**

INSTITUTION	ADHE ESTIMATE OF 2016-17 SREB AVERAGE TUITION & FEES	2016-17 ANNUAL TUITION	2016-17 ANNUAL FEES	2016-17 TUITION & FEES
UAF	10,013	7,204	1,616	8,819
<b>LEVEL 1 GROUP AVERAGE</b>	<b>10,013</b>	<b>7,204</b>	<b>1,616</b>	<b>8,819</b>
UALR	8,398	6,495	2,138	8,633
<b>LEVEL 2 GROUP AVERAGE</b>	<b>8,398</b>	<b>6,495</b>	<b>2,138</b>	<b>8,633</b>
ASUJ	7,971	6,060	2,140	8,200
ATU	7,971	6,570	1,710	8,280
UCA	7,971	6,223	2,001	8,224
<b>LEVEL 3 GROUP AVERAGE</b>	<b>7,971</b>	<b>6,284</b>	<b>1,950</b>	<b>8,235</b>
HSU	7,200	6,450	1,666	8,116
SAUM	7,200	6,150	2,046	8,196
<b>LEVEL 4 GROUP AVERAGE</b>	<b>7,200</b>	<b>6,300</b>	<b>1,856</b>	<b>8,156</b>
UAM	6,661	4,650	2,560	7,210
<b>LEVEL 5 GROUP AVERAGE</b>	<b>6,661</b>	<b>4,650</b>	<b>2,560</b>	<b>7,210</b>
UAFS	6,702	4,800	1,901	6,701
UAPB	6,702	4,710	1,966	6,676
<b>LEVEL 6 GROUP AVERAGE</b>	<b>6,702</b>	<b>4,755</b>	<b>1,934</b>	<b>6,689</b>

**FOUR-YEAR INSTITUTION UNDERGRADUATE NON-RESIDENT**

INSTITUTION	ADHE ESTIMATE OF 2016-17 SREB AVERAGE TUITION & FEES	2016-17 ANNUAL TUITION	2016-17 ANNUAL FEES	2016-17 TUITION & FEES
UAF	25,435	21,552	1,616	23,168
<b>LEVEL 1 GROUP AVERAGE</b>	<b>25,435</b>	<b>21,552</b>	<b>1,616</b>	<b>23,168</b>
UALR	22,421	18,750	2,138	20,888
<b>LEVEL 2 GROUP AVERAGE</b>	<b>22,421</b>	<b>18,750</b>	<b>2,138</b>	<b>20,888</b>
ASUJ	20,238	12,120	2,140	14,260
ATU	20,238	13,140	1,710	14,850
UCA	20,238	12,446	2,001	14,447
<b>LEVEL 3 GROUP AVERAGE</b>	<b>20,238</b>	<b>12,569</b>	<b>1,950</b>	<b>14,519</b>
HSU	18,514	13,290	1,666	14,956
SAUM	18,514	9,810	2,046	11,856
<b>LEVEL 4 GROUP AVERAGE</b>	<b>18,514</b>	<b>11,550</b>	<b>1,856</b>	<b>13,406</b>
UAM	16,108	4,650	2,560	7,210
<b>LEVEL 5 GROUP AVERAGE</b>	<b>16,108</b>	<b>4,650</b>	<b>2,560</b>	<b>7,210</b>
UAFS	15,774	13,110	1,901	15,011
UAPB	15,774	10,740	1,966	12,706
<b>LEVEL 6 GROUP AVERAGE</b>	<b>15,774</b>	<b>11,925</b>	<b>1,934</b>	<b>13,859</b>

Full-time undergraduate is defined as 30 credit hours per year per SREB guidelines.

\* ADHE staff has estimated the 2015-16 SREB tuition fee amounts using a three year average increase of the median SREB annual tuition fee rates.

**TABLE 3**  
**2016-17 Full-time Annualized Fall Tuition and Mandatory Fees**  
**FOUR-YEAR INSTITUTION GRADUATE RESIDENT**

INSTITUTION	ADHE ESTIMATE OF 2016-17 SREB AVERAGE TUITION & FEES	2016-17 ANNUAL TUITION	2016-17 ANNUAL FEES	2016-17 TUITION & FEES
UAF	11,151	9,839	1,294	11,132
<b>LEVEL 1 GROUP AVERAGE</b>	<b>11,151</b>	<b>9,839</b>	<b>1,294</b>	<b>11,132</b>
UALR	9,363	7,680	1,720	9,400
<b>LEVEL 2 GROUP AVERAGE</b>	<b>9,363</b>	<b>7,680</b>	<b>1,720</b>	<b>9,400</b>
ASUJ	9,254	6,168	1,726	7,894
ATU	9,254	6,576	1,368	7,944
UCA	9,254	6,126	1,636	7,762
<b>LEVEL 3 GROUP AVERAGE</b>	<b>9,254</b>	<b>6,290</b>	<b>1,577</b>	<b>7,867</b>
HSU	7,585	6,288	1,429	7,717
SAUM	7,585	6,264	1,634	7,898
<b>LEVEL 4 GROUP AVERAGE</b>	<b>7,585</b>	<b>6,276</b>	<b>1,532</b>	<b>7,808</b>
UAM	7,222	6,360	2,040	8,400
<b>LEVEL 5 GROUP AVERAGE</b>	<b>7,222</b>	<b>6,360</b>	<b>2,040</b>	<b>8,400</b>
UAFS	7,585	8,808	1,992	10,800
UAPB	7,585	4,776	1,612	6,388
<b>LEVEL 6 GROUP AVERAGE</b>	<b>7,585</b>	<b>6,792</b>	<b>1,802</b>	<b>8,594</b>

**FOUR-YEAR INSTITUTION GRADUATE NON-RESIDENT**

INSTITUTION	ADHE ESTIMATE OF 2016-17 SREB AVERAGE TUITION & FEES	2016-17 ANNUAL TUITION	2016-17 ANNUAL FEES	2016-17 TUITION & FEES
UAF	26,762	25,122	1,294	26,416
<b>LEVEL 1 GROUP AVERAGE</b>	<b>26,762</b>	<b>25,122</b>	<b>1,294</b>	<b>26,416</b>
UALR	20,972	17,400	1,720	19,120
<b>LEVEL 2 GROUP AVERAGE</b>	<b>20,972</b>	<b>17,400</b>	<b>1,720</b>	<b>19,120</b>
ASUJ	19,825	12,336	1,726	14,062
ATU	19,825	13,152	1,368	14,520
UCA	19,825	12,251	1,636	13,887
<b>LEVEL 3 GROUP AVERAGE</b>	<b>19,825</b>	<b>12,580</b>	<b>1,577</b>	<b>14,156</b>
HSU	18,417	12,888	1,429	14,317
SAUM	18,417	9,504	1,634	11,138
<b>LEVEL 4 GROUP AVERAGE</b>	<b>18,417</b>	<b>11,196</b>	<b>1,532</b>	<b>12,728</b>
UAM	15,794	12,240	2,040	14,280
<b>LEVEL 5 GROUP AVERAGE</b>	<b>15,794</b>	<b>12,240</b>	<b>2,040</b>	<b>14,280</b>
UAFS	17,000	14,400	1,992	16,392
UAPB	17,000	10,824	1,612	12,436
<b>LEVEL 6 GROUP AVERAGE</b>	<b>17,000</b>	<b>12,612</b>	<b>1,802</b>	<b>14,414</b>

\* ADHE staff has estimated the 2015-16 SREB tuition fee amounts using a three year average increase of the median SREB annual tuition fee rates.

**TABLE 3**  
**2016-17 Full-time Annualized Fall Tuition and Mandatory Fees**

**PROFESSIONAL UNDERGRADUATE**

INSTITUTION	ADHE ESTIMATE OF 2016-17 SREB AVERAGE TUITION & FEES	2016-17 ANNUAL TUITION	2016-17 ANNUAL FEES	2016-17 TUITION & FEES
<b>RESIDENT</b>				
UAMS - HRP	N/A	7,350	1,577	8,927
UAMS- NURSING	N/A	6,720	1,577	8,297
<b>NONRESIDENT</b>				
UAMS - HRP	N/A	16,830	1,577	18,407
UAMS- NURSING	N/A	15,168	1,577	16,745

**PROFESSIONAL GRADUATE**

INSTITUTION	ADHE ESTIMATE OF 2016-17 SREB AVERAGE TUITION & FEES	2016-17 ANNUAL TUITION	2016-17 ANNUAL FEES	2016-17 TUITION & FEES
<b>RESIDENT</b>				
UAF-LAW	19,784	11,155	1,407	12,562
UALR-LAW	19,784	10,408	1,980	12,388
UAMS-MEDICINE	28,991	29,204	1,577	30,781
UAMS-PHARMACY	21,185	17,496	1,577	19,073
UAMS-GRADUATE	N/A	7,416	1,577	8,993
<b>NONRESIDENT</b>				
UAF-LAW	36,300	25,289	1,407	26,696
UALR-LAW	36,300	22,819	1,980	24,800
UAMS-MEDICINE	57,329	58,408	1,577	59,985
UAMS-PHARMACY	40,312	34,992	1,577	36,569
UAMS-GRADUATE	N/A	14,832	1,577	16,409

\* ADHE staff has estimated the 2015-16 SREB tuition fee amounts using a three year average increase of the median SREB annual tuition fee rates.

THIS PAGE INTENTIONALLY LEFT BLANK

## ARKANSAS STATE UNIVERSITY-SYSTEM

### Dr. Charles L. Welch, President

---

#### INSTITUTION HISTORY AND ORGANIZATION

##### **Introduction:**

Arkansas State University System (ASU System) serves to advance the educational and economic growth of Arkansas by supporting the Board of Trustees and providing administrative support to all the ASU campuses and entities. The ASU System includes campuses in Jonesboro, Beebe, Mountain Home, Newport, and West Memphis. ASU-Beebe has additional campuses at Searcy, Heber Springs, and the Little Rock Air Force Base in Jacksonville. ASU-Newport operates additional campuses at Marked Tree and Jonesboro. In addition to the various academic programs leading to degrees, the ASU System supports significant programs for the state and region including economic development initiatives, leadership in the Arkansas Biosciences Institute and Arkansas Heritage Sites.

While each campus functions autonomously in its day-to-day operations, System Administration coordinates various operations that are more efficiently carried out in a system-wide basis. In addition to the President's Office, administrative functions of system administration include fiscal management, legal counsel services, governmental relations, university advancement, strategic communications, internal audit, and benefits management.

ASU System offers programs at the doctoral, specialist, master's, bachelor's, associate's and certificate levels. During the academic year ended June 30, 2015, the ASU System conferred 1,615 graduate degrees, 1,766 bachelor's degrees, 1,655 associate degrees and 1,937 certificates. Enrollment across the ASU System for the Fall 2015 semester totaled 23,000 students.

##### **History:**

Arkansas State University began in Jonesboro in 1909 as a state agriculture school. Authority to extend the curriculum, offer senior college work, and grant degrees was given to the institution by the Arkansas General Assembly in 1925. In 1933, the Arkansas General Assembly changed the name of the college to Arkansas State College. Master-level graduate programs were begun in 1955. **Arkansas State University–Jonesboro** was granted university status by the General Assembly in 1967. The University's first doctoral degree in Educational Leadership was awarded in 1992.

## ARKANSAS STATE UNIVERSITY-SYSTEM

### Dr. Charles L. Welch, President

---

**Arkansas State University-Beebe** began in 1927 as Junior Agricultural School of Central Arkansas. In 1955, the Arkansas General Assembly designated the school a campus of Arkansas State College. The campus became Arkansas State University-Beebe in 1967. In addition to the original campus in Beebe, the institution established campuses at the Little Rock Air Force Base in 1965, Heber Springs in 1999, and, through a merger with Foothills Technical Institute, at Searcy in 2003.

In 1991, the Arkansas General Assembly created Mountain Home Technical College through the merger of Baxter County Community/Technical Center and the North Arkansas Community/ Technical Center in Mountain Home. The institution was designated **Arkansas State University-Mountain Home** in 1995.

In 1975, the Arkansas General Assembly established the White River Vocational Technical School at Newport. In 1992, the school merged with Arkansas State University-Beebe, and in 1997, it was designated as **Arkansas State University-Newport**.

In 2006, the Arkansas State University Board of Trustees approved the recognition and designation of the **Arkansas State University System** to encompass the campuses and locations. The office was relocated from Jonesboro to Little Rock in 2011.

In 2015, Mid-South Community College in West Memphis became a member of the ASU System and changed its name to **Arkansas State University Mid-South**.

#### **Governance and Administration:**

The ASU System is governed by the Board of Trustees, which consists of five persons appointed by the Governor of Arkansas. The members of the Board and years of term expiration are as follows:

<i>Name</i>	<i>Term Expires</i>
Howard Slinkard, Chair	2016

**ARKANSAS STATE UNIVERSITY-SYSTEM**  
**Dr. Charles L. Welch, President**

---

Ron Rhodes, Vice Chair	2017
Dr. Tim Langford, Secretary	2018
Niel Crowson, Member	2019
Stacy Crawford, Member	2020

The current administrative officers of the System are:

<i>Name</i>	<i>Office</i>
Dr. Charles L. Welch	President
Julie Bates	Executive Vice President
Shane Broadway	Vice President for University Relations
Jeff Hankins	Vice President for Strategic Communications & Economic Development
Brad Phelps	General Counsel

The five campuses of the ASU System are each led by a chancellor appointed by the Board in consultation with the President of the University. The current chancellors of the campuses are:

<i>Name</i>	<i>Campus</i>
Dr. Doug Whitlock, Interim Chancellor	ASU-Jonesboro
Dr. Karla Fisher, Chancellor	ASU-Beebe
Dr. Robin Myers, Chancellor	ASU-Mountain Home
Dr. Sandra Massey, Chancellor	ASU-Newport
Dr. Debra West, Chancellor	ASU Mid-South

**Enabling Laws:**

Act 100 of 1909; A.C.A. §6-65-201 & 202; A.C.A. §6-65-209; A.C.A. §6-53-401 & 405; §6-56-102; Acts 43, 59, 61, 134, 175 of 2016

## **ARKANSAS STATE UNIVERSITY-SYSTEM**

### **Dr. Charles L. Welch, President**

---

#### **Mission Statement:**

The mission of the Arkansas State University System is to contribute to the educational, cultural, and economic advancement of Arkansas by providing quality general undergraduate education and specialized programs leading to certificate, associate, baccalaureate, master's, professional, and doctoral degrees; by encouraging the pursuit of research, scholarly inquiry, and creative activity; and by bringing these intellectual resources together to develop the economy of the state and the education of its citizens throughout their lives.

#### **Institutional Goals:**

- Expanding participation through increasing access, enhancing diversity, improving service to non-traditional students, expanding use of distance education, and describing the advantages of continuing education.
- Increasing academic productivity through improved recruitment, increased retention, accelerated graduation, expanded continuing education opportunities, and advanced technologies.
- Producing graduates with the skills and knowledge to be capable of leadership, creative thinking, and being contributing citizens.
- Creating and disseminating new knowledge through research and investigation.
- Emphasizing the recruitment, hiring, and retention of the best possible faculty, staff, and administration.
- Expanding Arkansas's economic development by providing needed graduates, offering appropriate academic programs, marketing the system and its components as economic assets of the state, supporting research, and commercializing ideas and discoveries.



## **ARKANSAS STATE UNIVERSITY-JONESBORO**

### **Dr. Doug Whitlock, Interim Chancellor**

---

#### **INSTITUTION HISTORY AND ORGANIZATION**

##### **Introduction:**

Arkansas State University (ASU-J) programs are designed to meet the needs of the state, the region, the nation and the international community. Educating people for a global, knowledge-based economy, retraining and continuing education for the already-employed citizens of Arkansas, and providing the impetus and support for technology-based economic development are the keys to diversifying and improving our state's economy. Arkansas State offers 46 degrees, advanced certificates and graduate certificates which include five associate degrees in 15 fields of study, 16 bachelor's degrees in 77 fields of study, a graduate certificate in 18 fields of study, 17 master's degrees in 56 fields of study, two specialist degrees in four fields of study and five doctoral degrees in eight fields of study. Arkansas State offers programs at the doctoral, specialist, master's, bachelor's and associate degree levels through the colleges of Agriculture, Technology and Engineering, Business, Education and Behavioral Science, Liberal Arts, Nursing and Health Professions, and Sciences and Mathematics. Additionally, A-State offers baccalaureate or graduate degree programs at A-State Degree Centers located in Beebe, Mountain Home, Newport, and West Memphis. Arkansas State awarded 3,987 degrees during the 2015-16 academic year. The number of 2015-16 degrees conferred included: 512 associate degrees; 1,713 bachelor's degrees; 23 graduate certificates; 1,358 master's degrees; 330 specialist and 51 doctoral degrees.

In order to maintain the highest quality in all its programs, A-State actively seeks evaluation from accreditation visits and program reviews to monitor academic quality. Arkansas State is accredited by the Higher Learning Commission of the North Central Association of Colleges and Schools, and individual programs are accredited by specialized accrediting agencies for the respective programs.

ASU-J experienced record enrollment for the Fall 2016 semester in several categories. On the 11<sup>th</sup> day, head count enrollment increased 5% over Fall 2015 for a total of 14,074 and full-time equivalent (FTE) enrollment at is at an all-time record high of 10,096. Graduate enrollment reached an all-time high of 4,262 while first-time freshman increased 4.6% over Fall 2015 for a total of 1,649. Students are from 75 counties within the state of Arkansas and 49 states across the nation. In addition, the Fall 2016 freshman class average ACT was 23.6 and HS GPA was 3.48. The first-

**ARKANSAS STATE UNIVERSITY-JONESBORO**  
**Dr. Doug Whitlock, Interim Chancellor**

---

to-second year retention rate for the Fall 2015 entering freshman re-enrolling in Fall 2016 74.9%. Additionally, ASU-J has experienced more than a 28 percent increase in students residing on campus since 2007.

Arkansas State contributes to the economic development of our region and state through our academic offerings, research initiatives and outreach programs. Education and economic development are inextricably linked. The A-State Delta Center for Economic Development coordinates community and business development outreach activity on behalf of the university. Services offered through the Delta Center include: helping to retool today's workforce utilizing traditional methods as well as the implementation of the A-State Innovation System, provide small business assistance, train current and future leaders, and administer research studies, economic impact analysis, feasibility studies, and economic forecasting for target areas.

Arkansas State University has partnered with the New York Institute of Technology (NYIT) to bring an osteopathic medical school to the Jonesboro campus. The mission of the medical school is to education and train physicians in Arkansas, for Arkansas. This is much needed in terms of workforce development because Arkansas currently ranks 48<sup>th</sup> out of 50 states in terms of physicians per capita. The NYIT medical school, which was founded in 1977, is the largest "single-site" osteopathic medical school in the country. The partnership arrangement has two major benefits. First, NYIT is a nationally respected institution that has a proven track record of delivering a high-quality medical education. Secondly, the arrangement is the most financially efficient way of creating a medical school. For example, partnering with an existing school will save A-State over \$25 million in the required start-up escrow funds alone. With this new medical school, NYIT shares its distinguished record of producing family physicians and internists within a part of the country that has a recognized health need and primary care physician shortage. Approximately half of the August 2016 inaugural class of 120 are Arkansas residents.

Arkansas State is also the home of the Arkansas Biosciences Institute (ABI). ABI is a collaborative research effort of five institutions utilized to improve the lives of Arkansans through agricultural and medical research. Specifically, research areas include agriculture and disease, molecular innovations in food science, plant metabolic engineering and plant-based protein production. The state-of-the-art ABI facility provides significant resources for faculty, students and industry in several areas including plant genetic engineering, DNA and protein analysis, mammalian cell culture,

## ARKANSAS STATE UNIVERSITY-JONESBORO

Dr. Doug Whitlock, Interim Chancellor

---

microscopy and analytical support. ABI partners with companies to conduct research, and faculty are encouraged to identify products and processes that may someday have commercial applications.

### **History:**

Arkansas State began in Jonesboro in 1909 as a state agricultural school. The campus opened as a vocational high school in 1910 and became State Agricultural and Mechanical College in 1925. Authority to extend the curriculum, offer senior college work and grant degrees was given by the Arkansas General Assembly in 1925. Senior college work was initiated in 1930; the first bachelor's degree was granted in 1931. In 1933, the General Assembly changed the name of the school to Arkansas State College. Master-level graduate programs were initiated in 1955 and doctoral degree programs were added in 1999.

### **Governance and Administration:**

Arkansas State is governed by a Board of Trustees, which consists of five individuals appointed by the governor for a five-year term. The members of the Board of Trustees and years of term expiration are as follows:

Name	Term Expires
Howard Slinkard, Chair	2016
Ron Rhodes, Vice Chair	2017
Dr. Tim Langford, Secretary	2018
Niel Crowson, member	2019
Stacy Crawford, member	2020

The current officers of the Arkansas State University-Jonesboro campus are:

Dr. Doug Whitlock, Interim Chancellor

Dr. Len Frey, Vice Chancellor for Finance & Administration

Dr. Rick Stripling, Vice Chancellor for Student Affairs

Dr. Lynita Cooksey, Provost & Vice Chancellor for Academic Affairs & Research

Dr. Jason Penry, Vice Chancellor for University Advancement

## **ARKANSAS STATE UNIVERSITY-JONESBORO**

### **Dr. Doug Whitlock, Interim Chancellor**

---

**Enabling Laws:** Act 100 of 1909; A.C.A. §6-65-201 & 202; A.C.A. §6-65-209; A.C.A. §6-53-401 & 405; §6-56-102; Act 43 & 134 of 2016.

**Mission Statement:**

Arkansas State University educates leaders, enhances intellectual growth and enriches lives. (A-State = e3)

**Institutional Goals:**

Arkansas State University-Jonesboro aspires to be an academic leader recognized for innovation and quality in teaching and learning, international standing in strategic research areas, and commitment to outreach and service to the Delta and beyond.

**Additional Appropriation:**

Arkansas State University-Jonesboro is a formula-driven entity and did not make an additional request for general revenue. The increase in general revenue funding is a result of the recommendation made by the Arkansas Higher Education Coordinating Board (AHECB) to provide a minimum of 75 percent funding based on the university model framework that is governed by A.C.A. §6-61-224 and 228, and AHECB policy.

Arkansas State University-Arkansas Heritage Sites requests additional funding to establish and secure operational support for the Arkansas Heritage Sites program, which includes four Delta Heritage sites, and a coordinating office on the Arkansas State University-Jonesboro campus. These rural heritage sites include the Dyess Colony Administration Building and Johnny Cash Boyhood Home at Dyess, Hemingway-Pfeiffer Museum and Educational Center at Piggott, Southern Tenant Farmers Museum at Tyronza, and the Lakeport Plantation at Lake Village. These programs serve as educational laboratories for students in the Heritage Studies Ph.D. program, as well as other graduate and undergraduate programs, elementary and secondary programs, and provide professional development programs for teachers. Additionally, Heritage Sites serves as an economic catalyst for rural Arkansas communities by providing technical support for natural and cultural heritage tourism and preservation-based economic development strategies.

## ARKANSAS STATE UNIVERSITY – HERITAGE SITES

---

The Arkansas Heritage Sites program includes four Delta Heritage sites, a coordinating office on the Arkansas State University-Jonesboro campus, and support from the Arkansas State University Museum. These rural heritage sites include the Dyess Colony Administration Building and Johnny Cash Boyhood Home at Dyess, Hemingway-Pfeiffer Museum and Education Center at Piggott, Southern Tenant Farmers Museum at Tyronza, and the Lakeport Plantation at Lake Village. These programs serve as educational laboratories for students in the Heritage Studies Ph.D. program, as well as other graduate and undergraduate programs, elementary and secondary programs, and provide professional development programs for teachers. Additionally, the program serves as an economic catalyst for rural Arkansas communities by providing technical support for natural and cultural heritage tourism and preservation-based economic development strategies. Additionally, administrative staff members of the Heritage Sites provide instruction for the Heritage Studies Ph.D. program.

While museums/heritage sites typically do not generate enough revenue through admissions, gift shop sales, and rentals to be self-sustaining, their economic value is in the revenue they trigger in the region through food, lodging, retail purchases, etc., and through the local and state sales tax generated. Additionally, heritage sites trigger additional investment by counties and municipalities to develop other visitor-related attractions and infrastructure.

Tourism Statistics for the four counties in which A-State Heritage Sites are located continue to increase each year, at a time when many other economic sectors in the Delta region are flat or decreasing. Figures released in 2015 indicated that percentage increases in travel-related categories for these counties were above the state average. The four counties combined had 665,549 visitors, \$154.9 million in travel-related revenues, 1,611 travel-related jobs, \$30 million in travel-related payroll, \$3.1 million in local tax receipts, and \$9.3 million in state tax receipts.

THIS PAGE INTENTIONALLY LEFT BLANK

**INSTITUTION APPROPRIATION SUMMARY  
2017-2019 BIENNIUM**

INSTITUTION ARKANSAS STATE UNIVERSITY - JONESBORO

APPROPRIATION	HISTORICAL DATA						INSTITUTION REQUEST & AHECB RECOMMENDATION							
	2015-2016		2016-17		2016-17		2017-18				2018-19			
	ACTUAL	POS	BUDGETED	POS	AUTHORIZED	POS	INST REQUEST	POS	AHECB REC	POS	INST REQUEST	POS	AHECB REC	POS
1 STATE TREASURY	65,389,665		65,576,555		85,893,595		91,010,715		91,010,715		92,918,732		92,918,732	
2 CASH	170,890,507		237,174,683		237,174,683		237,174,683		237,174,683		237,174,683		237,174,683	
3 ARKANSAS BIOSCIENCES INSTITUTE	2,936,576		2,903,641		5,643,838		5,643,838		5,643,838		5,643,838		5,643,838	
4														
5														
6														
7														
8														
9														
10														
11 TOTAL	\$239,216,748	2,029	\$305,654,879	2,018	\$328,712,116	2,271	\$333,829,236	2,250	\$333,829,236	2,246	\$335,737,253	2,250	\$335,737,253	2,246
FUNDING SOURCES		%		%				%		%		%		%
12 PRIOR YEAR FUND BALANCE*	0	0%	0	0%			0	0%	0	0%	0	0%	0	0%
13 GENERAL REVENUE	59,090,991	25%	59,090,991	19%			84,525,151	25%	84,525,151	25%	86,433,168	26%	86,433,168	26%
14 EDUCATIONAL EXCELLENCE TRUST FUND	6,224,521	3%	6,485,564	2%			6,485,564	2%	6,485,564	2%	6,485,564	2%	6,485,564	2%
15 WORKFORCE 2000	0	0%	0	0%			0	0%	0	0%	0	0%	0	0%
16 CASH FUNDS	158,559,834	66%	224,574,683	73%			224,374,683	67%	224,374,683	67%	224,074,683	67%	224,074,683	67%
17 SPECIAL REVENUES		0%		0%				0%	0	0%		0%	0	0%
18 FEDERAL FUNDS	12,330,673	5%	12,600,000	4%			12,800,000	4%	12,800,000	4%	13,100,000	4%	13,100,000	4%
19 TOBACCO SETTLEMENT FUNDS	2,936,576	1%	2,903,641	1%			5,643,838	2%	5,643,838	2%	5,643,838	2%	5,643,838	2%
20 OTHER FUNDS	74,153	0%	0	0%			0	0%	0	0%	0	0%	0	0%
21 TOTAL INCOME	\$239,216,748	100%	\$305,654,879	100%			\$333,829,236	100%	\$333,829,236	100%	\$335,737,253	100%	\$335,737,253	100%
22 EXCESS (FUNDING)/APPROPRIATION	\$0		\$0				\$0		\$0		\$0		\$0	

UNRESTRICTED EDUCATIONAL & GENERAL FUND BALANCE AS OF JUNE 30, 2016:	\$23,569,982
LESS RESERVES FOR:	
ACCOUNTS RECEIVABLE	\$4,935,217
INVENTORIES	\$2,164,082
YEAR-END ENCUMBRANCES NOT YET RECORDED AS LIABILITIES	
INSURANCE DEDUCTIBLES	\$100,000
MAJOR CRITICAL SYSTEMS FAILURES	
60 DAYS OF SALARIES & BENEFITS (CASH FLOW PURPOSES)	\$12,797,287
RESERVE FOR SPECIFIC ITEM (SOFTWARE, EQUIPMENT, ETC.)	
OTHER (FOOTNOTE BELOW)	
UNRESERVED EDUCATIONAL & GENERAL FUND BALANCE	\$3,573,396

\*Line 12 Prior Year Fund Balance includes only the portion of the fund balance needed to balance that fiscal year's budget.

**SUMMARY OF UNRESTRICTED EDUCATIONAL AND GENERAL CURRENT FUND EXPENDITURES AND INCOME  
AND AHECB GENERAL REVENUE RECOMMENDATIONS  
FOR THE 2017-2019 BIENNIUM (Non-Formula Entities)**

[ARKANSAS STATE UNIVERSITY - SYSTEM](#)

NAME OF INSTITUTION

EXPENDITURE CATEGORIES	2015-2016 ACTUAL	2016-2017 BUDGETED *	2017-19 INSTITUTIONAL REQUESTS / AHECB RECOMMENDATIONS			
			2017-2018		2018-2019	
			REQUEST	RECOMMENDATION	REQUEST	RECOMMENDATION
1 REGULAR SALARIES	2,046,294	2,088,538	2,128,146	2,128,146	2,170,709	2,170,709
2 PERSONAL SERVICES MATCHING	615,662	588,997	640,288	640,288	653,094	653,094
3 EXTRA HELP WAGES	17,406	0	17,754	17,754	18,109	18,109
4 OPERATING EXPENSES	325,038	529,074	484,927	484,927	493,983	493,983
5						
6						
7						
8						
9						
10						
11						
12						
13 MANDATORY TRANSFERS						
14 AUXILIARY TRANSFERS						
15 NON-MANDATORY TRANSFERS						
16 TOTAL UNREST. E&G EXP.	\$3,004,400	\$3,206,609	\$3,271,115	\$3,271,115	\$3,335,895	\$3,335,895
17 NET LOCAL INCOME	496,115	692,218	706,062	706,062	720,183	720,183
18 PRIOR YEAR BALANCE***						
STATE FUNDS:						
19 GENERAL REVENUE	2,362,680	2,362,680	2,413,342	2,413,342	2,464,001	2,464,001
20 EDUCATIONAL EXCELLENCE	145,605	151,711	151,711	151,711	151,711	151,711
21 WORKFORCE 2000						
22 TOBACCO SETTLEMENT FUNDS						
23 OTHER STATE FUNDS **						
24 TOTAL SOURCES OF INCOME	\$3,004,400	\$3,206,609	\$3,271,115	\$3,271,115	\$3,335,895	\$3,335,895

FORM BR-2 Nonformula

\* The amounts for Revenue Stabilization Act, Educational Excellence Trust Fund, and Workforce 2000 are based on the DF&A forecast.

\*\* Funds received for operating purposes from state appropriations other than RSA, EETF, and WF2000 (e.g. General Improvement) should be reported on Line 23 "Other State Funds" and identified in a footnote.

\*\*\*Line 18 Prior Year Fund Balance includes only the portion of the fund balance needed to balance that fiscal year's budget.



**SUMMARY OF UNRESTRICTED EDUCATIONAL AND GENERAL CURRENT FUND EXPENDITURES AND INCOME  
AND AHECB GENERAL REVENUE RECOMMENDATIONS  
FOR THE 2017-2019 BIENNIUM (Non-Formula Entities)**

[ARKANSAS STATE UNIVERSITY - HERITAGE SITES](#)

NAME OF INSTITUTION

EXPENDITURE CATEGORIES	2015-2016 ACTUAL	2016-2017 BUDGETED *	2017-19 INSTITUTIONAL REQUESTS / AHECB RECOMMENDATIONS			
			2017-2018		2018-2019	
			REQUEST	RECOMMENDATION	REQUEST	RECOMMENDATION
1 REGULAR SALARIES	496,112	514,107	1,119,807	1,119,807	1,143,323	1,143,323
2 PERSONAL SERVICES MATCHING	159,464	168,828	315,609	315,609	322,237	322,237
3 EXTRA HELP WAGES	50,321	26,999	53,006	53,006	54,119	54,119
4 OPERATING EXPENSES	245,985	140,036	948,508	948,508	968,426	968,426
5						
6						
7						
8						
9						
10						
11						
12						
13 MANDATORY TRANSFERS						
14 AUXILIARY TRANSFERS						
15 NON-MANDATORY TRANSFERS						
16 TOTAL UNREST. E&G EXP.	\$951,882	\$849,970	\$2,436,930	\$2,436,930	\$2,488,105	\$2,488,105
17 NET LOCAL INCOME	601,882	499,970				
18 PRIOR YEAR BALANCE***						
STATE FUNDS:						
19 GENERAL REVENUE	350,000	350,000	2,436,930	2,436,930	2,488,105	2,488,105
20 EDUCATIONAL EXCELLENCE						
21 WORKFORCE 2000						
22 TOBACCO SETTLEMENT FUNDS						
23 OTHER STATE FUNDS **						
24 TOTAL SOURCES OF INCOME	\$951,882	\$849,970	\$2,436,930	\$2,436,930	\$2,488,105	\$2,488,105

FORM BR-2 Nonformula

\* The amounts for Revenue Stabilization Act, Educational Excellence Trust Fund, and Workforce 2000 are based on the DF&A forecast.

\*\* Funds received for operating purposes from state appropriations other than RSA, EETF, and WF2000 (e.g. General Improvement) should be reported on Line 23 "Other State Funds" and identified in a footnote.

\*\*\*Line 18 Prior Year Fund Balance includes only the portion of the fund balance needed to balance that fiscal year's budget.

**APPROPRIATION ACT FORM - STATE TREASURY  
2017-2019 BIENNIUM**

FUND CKA0000

INSTITUTION ARKANSAS STATE UNIVERSITY - JONESBORO

APPROPRIATION 299

DESCRIPTION	ACTUAL 2015-2016	BUDGETED 2016-2017	AUTHORIZED APPROPRIATION 2016-2017	INSTITUTIONAL REQUEST / AHECB RECOMMENDATION		LEGISLATIVE RECOMMENDATION	
				2017-2018	2018-2019	2017-2018	2018-2019
1 REGULAR SALARIES	49,636,792	49,826,571	64,945,935	66,894,313	68,232,199		
2 EXTRA HELP WAGES	0	0	122,148	125,812	128,328		
3 OVERTIME							
4 PERSONAL SERVICES MATCHING	7,995,953	8,026,525	10,462,092	10,775,955	10,991,474		
5 OPERATING EXPENSES	7,223,217	7,223,459	9,473,650	9,757,860	9,953,017		
6 CONFERENCE FEES & TRAVEL	0	0	0	0	0		
7 PROFESSIONAL FEES AND SERVICES	0	0	0	0	0		
8 CAPITAL OUTLAY	0	0	389,770	413,156	421,419		
9 FUNDED DEPRECIATION	500,000	500,000	500,000	3,043,619	3,192,295		
10 WORKERS COMP/SURETY PREMIUM	33,703						
11							
12							
13 TOTAL APPROPRIATION	\$65,389,665	\$65,576,555	\$85,893,595	\$91,010,715	\$92,918,732	\$0	\$0
14 PRIOR YEAR FUND BALANCE**							
15 GENERAL REVENUE	59,090,991	59,090,991		84,525,151	86,433,168		
16 EDUCATIONAL EXCELLENCE TRUST FUND	6,224,521	6,485,564		6,485,564	6,485,564		
17 SPECIAL REVENUES * [WF2000]							
18 FEDERAL FUNDS IN STATE TREASURY							
19 TOBACCO SETTLEMENT FUNDS							
20 OTHER STATE TREASURY FUNDS	74,153						
21 TOTAL INCOME	\$65,389,665	\$65,576,555		\$91,010,715	\$92,918,732	\$0	\$0
22 EXCESS (FUNDING)/APPROPRIATION	\$0	\$0		\$0	\$0	\$0	\$0

\* Report WF2000 funds on line 17 - "Special Revenues".

FORM BR-3

\*\*Line 14 Prior Year Fund Balance includes only the portion of the fund balance needed to balance that fiscal year's budget.

**Other State Treasury Funds:**

**Actual 2015-2016**

Tuition Adjustment	74,153
Total	<u>\$ 74,153</u>

**Allocation Request/Recommendation for General Revenue**

	2017-2018	2018-2019
(1) ASU-Jonesboro	86,008,732	87,814,915
(2) ASU-System Office	2,565,053	2,615,712
(3) ASU-Heritage Sites	2,436,930	2,488,105
<b>Total</b>	<u>\$ 91,010,715</u>	<u>\$ 92,918,732</u>

**APPROPRIATION ACT FORM - STATE TREASURY  
2017-2019 BIENNIUM**

FUND TSF0100

INSTITUTION ARKANSAS STATE UNIVERSITY - JONESBORO  
ARKANSAS BIOSCIENCES INSTITUTE

APPROPRIATION 318

DESCRIPTION	ACTUAL 2015-2016	BUDGETED 2016-2017	AUTHORIZED APPROPRIATION 2016-2017	INSTITUTIONAL REQUEST / AHECB RECOMMENDATION		LEGISLATIVE RECOMMENDATION	
				2017-2018	2018-2019	2017-2018	2018-2019
1 REGULAR SALARIES	991,820	1,157,078	2,249,024	2,249,024	2,249,024		
2 EXTRA HELP WAGES	8,365	8,187	15,914	15,914	15,914		
3 OVERTIME							
4 PERSONAL SERVICES MATCHING	240,888	298,486	580,171	580,171	580,171		
5 OPERATING EXPENSES	1,593,629	1,351,896	2,627,694	2,627,694	2,627,694		
6 CONFERENCE FEES & TRAVEL	0	0	0	0	0		
7 PROFESSIONAL FEES AND SERVICES	0	0	0	0	0		
8 CAPITAL OUTLAY	101,874	87,994	171,035	171,035	171,035		
9 FUNDED DEPRECIATION							
10							
11							
12							
13 TOTAL APPROPRIATION	\$2,936,576	\$2,903,641	\$5,643,838	\$5,643,838	\$5,643,838	\$0	\$0
14 PRIOR YEAR FUND BALANCE**							
15 GENERAL REVENUE							
16 EDUCATIONAL EXCELLENCE TRUST FUND							
17 SPECIAL REVENUES * [WF2000]							
18 FEDERAL FUNDS IN STATE TREASURY							
19 TOBACCO SETTLEMENT FUNDS	2,936,576	2,903,641		5,643,838	5,643,838		
20 OTHER STATE TREASURY FUNDS							
21 TOTAL INCOME	\$2,936,576	\$2,903,641		\$5,643,838	\$5,643,838	\$0	\$0
22 EXCESS (FUNDING)/APPROPRIATION	\$0	\$0		\$0	\$0	\$0	\$0

\* Report WF2000 funds on line 17 - "Special Revenues".

\*\*Line 14 Prior Year Fund Balance includes only the portion of the fund balance needed to balance that fiscal year's budget.

FORM BR-3

**APPROPRIATION ACT FORM - CASH FUNDS  
2017-2019 BIENNIUM**

FUND 2050000

INSTITUTION ARKANSAS STATE UNIVERSITY - JONESBORO

APPROPRIATION A70

DESCRIPTION	ACTUAL 2015-2016	BUDGETED 2016-2017	AUTHORIZED APPROPRIATION 2016-2017	INSTITUTIONAL REQUEST / AHECB RECOMMENDATION		LEGISLATIVE RECOMMENDATION	
				2017-2018	2018-2019	2017-2018	2018-2019
1 REGULAR SALARIES	32,816,730	33,000,000	33,000,000	33,000,000	33,000,000		
2 EXTRA HELP WAGES	9,446,280	9,500,000	9,500,000	9,500,000	9,500,000		
3 OVERTIME							
4 PERSONAL SERVICES MATCHING	13,673,072	15,000,000	15,000,000	15,000,000	15,000,000		
5 OPERATING EXPENSES	38,282,840	55,000,000	55,000,000	55,000,000	55,000,000		
6 CONFERENCE FEES & TRAVEL	0	7,000,000	7,000,000	7,000,000	7,000,000		
7 PROFESSIONAL FEES AND SERVICES	21,802,651	25,000,000	25,000,000	25,000,000	25,000,000		
8 CAPITAL OUTLAY	15,064,986	18,000,000	18,000,000	18,000,000	18,000,000		
9 CAPITAL IMPROVEMENTS	27,500,000	52,349,683	52,349,683	52,349,683	52,349,683		
10 DEBT SERVICE	12,156,462	22,000,000	22,000,000	22,000,000	22,000,000		
11 FUND TRANSFERS, REFUNDS AND INVESTMENTS							
12 PROMOTIONAL MATERIALS	147,486	200,000	200,000	200,000	200,000		
13 RESALE	0	125,000	125,000	125,000	125,000		
14							
15							
16 TOTAL APPROPRIATION	\$170,890,507	\$237,174,683	\$237,174,683	\$237,174,683	\$237,174,683	\$0	\$0
17 PRIOR YEAR FUND BALANCE***							
18 TUITION AND MANDATORY FEES	92,000,000	93,840,000		96,700,000	99,600,000		
19 ALL OTHER FEES							
20 SALES AND SERVICES RELATED TO EDUCATIONAL DEPARTMENTS	1,937,832	1,977,000		2,000,000	2,000,000		
21 INVESTMENT INCOME	379,594	500,000		500,000	500,000		
22 FEDERAL CASH FUNDS	12,330,673	12,600,000		12,800,000	13,100,000		
23 OTHER CASH FUNDS	64,242,408	128,257,683		125,174,683	121,974,683		
24 TOTAL INCOME	\$170,890,507	\$237,174,683		\$237,174,683	\$237,174,683	\$0	\$0
25 EXCESS (FUNDING)/APPROPRIATION	\$0	\$0		\$0	\$0	\$0	\$0

**TOTAL NUMBER OF POSITIONS (GENERAL REVENUE AND CASH COMBINED)**

	ACTUAL 2015-2016	BUDGETED 2016-2017	AUTHORIZED 2016-2017	INSTITUTIONAL REQUEST	AHECB RECOMMEND	LEGISLATIVE RECOMMENDATION
				2017-2019	2017-2019	2017-2019
REGULAR POSITIONS	2,029	2,018	2,271	2,250	2,246	
TOBACCO POSITIONS	21	25	53	38	38	
EXTRA HELP **	865	867	2,114	2,114	2,114	

FORM BR-4

\*\* The total number of Extra-Help shown in the requested column will be the total extra-Help positions [General Revenue and Cash] requested to be authorized.

\*\*\*Line 17 Prior Year Fund Balance includes only the portion of the fund balance needed to balance that fiscal year's budget.

# AUXILIARY ENTERPRISE CASH INCOME AND EXPENDITURES

ARKANSAS STATE UNIVERSITY - JONESBORO  
(NAME OF INSTITUTION)

ACTIVITY	ACTUAL 2015-2016				BUDGETED 2016-2017			
	INCOME	OPERATING EXPENSES	DEBT SERVICE	NET INCOME	INCOME	OPERATING EXPENSES	DEBT SERVICE	NET INCOME
1 INTERCOLLEGIATE ATHLETICS *	11,787,125	18,521,157		(6,734,032)	12,887,725	18,198,127		(5,310,402)
2 HOUSING	15,176,120	5,926,523	6,895,312	2,354,285	15,125,052	8,237,713	6,890,972	(3,633)
3 FOOD SERVICES	1,657,279	468,303		1,188,976	1,455,444	227,105		1,228,339
4 STUDENT UNION	2,696,363	1,396,648	1,197,948	101,767	2,652,603	1,514,353	1,200,932	(62,682)
5 BOOKSTORE	307,615	(15,246)		322,861	309,000	68,000		241,000
6 STUDENT ORGANIZATIONS AND PUBLICATIONS	142,484	141,321		1,163	141,000	141,000		0
7 OTHER	2,895,948	2,399,775	408,202	87,971	3,413,786	2,175,873	409,219	828,694
8 SUBTOTAL	\$34,662,934	\$28,838,481	\$8,501,462	(\$2,677,009)	\$35,984,610	\$30,562,171	\$8,501,123	(\$3,078,684)
9 ATHLETIC TRANSFER **	2,875,350			2,875,350	1,879,784			1,879,784
10 OTHER TRANSFERS ***	(186,012)			(186,012)	1,198,900			1,198,900
11 GRAND TOTAL INCOME, OPERATING EXPENSES, & DEBT SERVICE FOR AUXILIARY ENTERPRISES	\$37,352,272	\$28,838,481	\$8,501,462	\$12,329	\$39,063,294	\$30,562,171	\$8,501,123	\$0

\* Intercollegiate athletic income should include the institutional board of trustees' approved student athletic fees.

FORM BR-5

\*\* For both two-year and four-year institutions, line 9, Athletic Transfer should contain the amount transferred from E&G to athletics.

\*\*\* For both two-year and four-year institutions, line 10, Other Transfers should contain the amount either transferred from E&G to support the college union, student organizations and student publications; or from auxiliary to other funds (e.g. plant funds), shown as a negative number.

NOTE: Line 7 Other - Convocation Center, Parking Services, Miscellaneous

NOTE: Line 10 Other Transfers - Athletics, Convocation Center, Undesignated (Transfers In); Housing, Food Service, Student Union, Parking (Transfers Out)

**EMPLOYMENT INFORMATION  
IDENTIFICATION BY EMPLOYMENT CLASSIFICATION**

ARKANSAS STATE UNIVERSITY - JONESBORO  
(NAME OF INSTITUTION)

TOTAL NUMBER OF EMPLOYEES IN FISCAL YEAR 2015-2016:						<u>1,840</u>
(As of November 1, 2015 )						
Nonclassified Administrative Employees:						
White Male:	<u>123</u>	Black Male:	<u>16</u>	Other Male:	<u>9</u>	Total Male: <u>148</u>
White Female:	<u>141</u>	Black Female:	<u>19</u>	Other Female:	<u>4</u>	Total Female: <u>164</u>
Nonclassified Health Care Employees:						
White Male:	<u>0</u>	Black Male:	<u>0</u>	Other Male:	<u>0</u>	Total Male: <u>0</u>
White Female:	<u>0</u>	Black Female:	<u>0</u>	Other Female:	<u>0</u>	Total Female: <u>0</u>
Classified Employees:						
White Male:	<u>196</u>	Black Male:	<u>18</u>	Other Male:	<u>17</u>	Total Male: <u>231</u>
White Female:	<u>271</u>	Black Female:	<u>31</u>	Other Female:	<u>18</u>	Total Female: <u>320</u>
Faculty:						
White Male:	<u>297</u>	Black Male:	<u>23</u>	Other Male:	<u>108</u>	Total Male: <u>428</u>
White Female:	<u>414</u>	Black Female:	<u>62</u>	Other Female:	<u>73</u>	Total Female: <u>549</u>
Total White Male: <u>616</u>						Total Male: <u>807</u>
Total White Female: <u>826</u>						Total Female: <u>1,033</u>
Total Black Male: <u>57</u>						
Total Black Female: <u>112</u>						
Total Other Male: <u>134</u>						
Total Other Female: <u>95</u>						
Total White: <u>1,442</u>						Total Employees: <u>1,840</u>
Total Black: <u>169</u>						
Total Other: <u>229</u>						
Total Minority: <u>398</u>						

FORM BR-6

**ARKANSAS PUBLIC HIGHER EDUCATION INSTITUTIONS AND ENTITIES**  
**STATE CONTRACTS OVER \$50,000 AWARDED TO MINORITY OWNED BUSINESSES**  
**Fiscal Year 2016**  
**Required by A.C.A. 25-36-104**

**Institution**

ARKANSAS STATE UNIVERSITY - JONESBORO

Minority Business	Total Contract Awarded	Minority Type per A.C.A. 15-4-303 (2)					
		African American	Hispanic American	American Indian	Asian American	Pacific Islander American	Disabled Veteran
Mortech Manufacturing Co., Inc.	\$80,219			X			
Goddess Products Inc.	\$83,057	X					
Sarah Arnold	\$57,242	X					
Mid South Mobile Market	\$54,440	X					
Vanessa Hopkins	\$49,707	X					

**TOTAL NUMBER OF MINORITY CONTRACTS AWARDED** 5

**TOTAL EXPENDITURES ON CONTRACTS AWARDED** \$47,193,217  
 (Total Expenditures equals ALL Contracts Exceeding \$50,000--Minority and Non-Minority)

**% OF MINORITY CONTRACTS AWARDED** 0.55%

ARKANSAS LEGISLATIVE AUDIT  
AUDIT OF ARKANSAS STATE UNIVERSITY  
June 30, 2015

<i>Finding:</i>	No Findings noted
-----------------	-------------------



# ARKANSAS TECH UNIVERSITY

## Dr. Robin E. Bowen, President

---

### INSTITUTION HISTORY AND ORGANIZATION

#### ENABLING LAWS

Act 100 of 1909, Act 343 of 1975, Act 260 of 2007 and Act 126 of 2016

#### INSTITUTIONAL HISTORY AND ORGANIZATION

Arkansas Tech University was created in 1909 by Act 100 of the 37<sup>th</sup> Arkansas General Assembly and subsequently located in Russellville. The first day of class was Oct. 26, 1910. Originally known as the Second District Agricultural School, the name of the institution was changed to Arkansas Polytechnic College in 1925 and Arkansas Tech University in 1976.

Today, more than 90 academic programs across 160 majors are offered on the main campus of Arkansas Tech in Russellville through the College of Arts and Humanities, the College of Business, the College of Education, the College of Engineering and Applied Sciences, the College of Natural and Health Sciences, the College of eTech and the Graduate College.

Included in those main campus offerings are the five most popular among college freshmen --- nursing, business, engineering, the physical and biological sciences, and teacher education. Pre-professional programs prepare Tech students to become doctors, dentists, lawyers, pharmacists, physical therapists and veterinarians.

A commitment to serving a diverse community of learners through stackable degrees is demonstrated by the fact that Arkansas Tech has grown to include Arkansas Tech-Ozark Campus, Arkansas Tech Career Center in Russellville and eTech, the digital campus of Arkansas Tech.

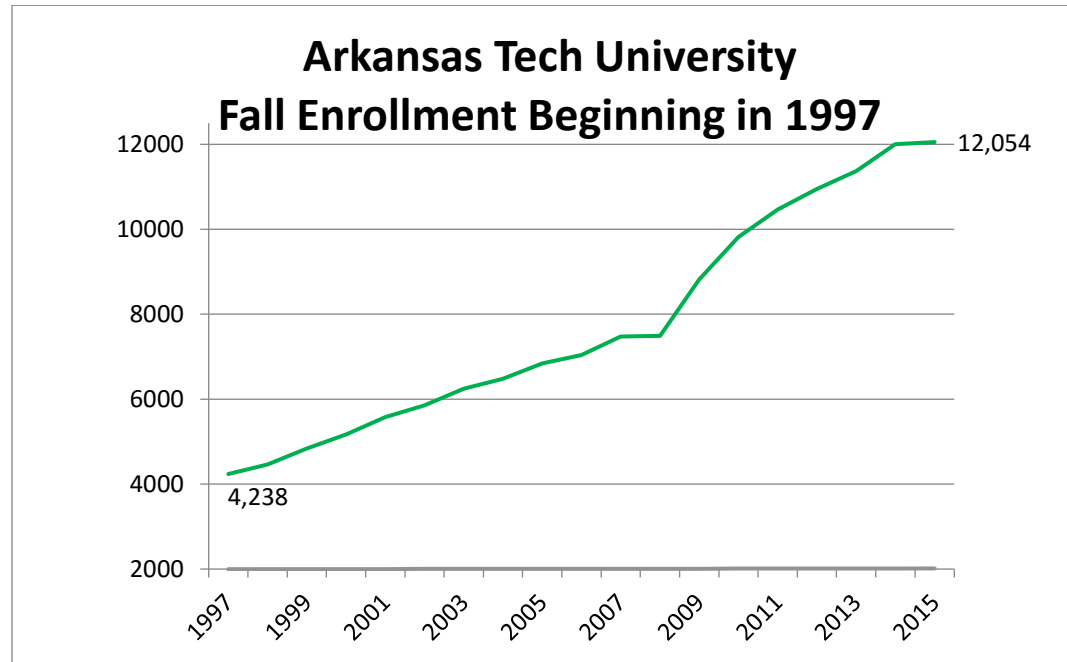
By expanding the breadth of its academic offerings, Arkansas Tech is now in a position to provide educational attainment opportunities that include certificates of proficiency, technical certificates, associate degrees, baccalaureate degrees, master degrees, a specialist degree and, beginning in 2015, a doctoral degree.

Arkansas Tech has been named one of the 10 fastest-growing public master's degree-granting universities in the United States by *The Chronicle of Higher Education*.

Fall 2015 marked the 17<sup>th</sup> consecutive record enrollment for Arkansas Tech.

**ARKANSAS TECH UNIVERSITY**  
**Dr. Robin E. Bowen, President**

---



Enrollment has grown by 184 percent since 1997, a period of growth that has seen Arkansas Tech establish the third-largest enrollment among colleges and universities in its state.

Arkansas Tech also maintains one of the top three graduation rates among public colleges and universities in Arkansas. Annual degree production at Arkansas Tech increased by 362 percent from 1993-2016.

The pursuit of increased diversity at Arkansas Tech extends beyond its academic offerings and into the composition of its student body. In 2005, 11.5 percent of Arkansas Tech students were from minority groups. In 2015, that number has increased to 23.9 percent of the student body. African-American enrollment increased by 242 percent from 2005-2015, and Hispanic enrollment increased by 485 percent over that same time frame.

# **ARKANSAS TECH UNIVERSITY**

## **Dr. Robin E. Bowen, President**

---

The Higher Learning Commission of the North Central Association of Colleges and Schools granted Arkansas Tech continued accreditation for a period of 10 years following its most comprehensive evaluation in 2011.

In a statement of affiliation status for Arkansas Tech dated Aug. 17, 2011, the Higher Learning Commission noted that no further reports are required and that no other campus visits concerning accreditation from the North Central Association of Colleges and Schools are scheduled before the next comprehensive evaluation in 2020-2021.

### **MISSION STATEMENT**

Arkansas Tech University, a state-supported institution of higher education, is dedicated to nurturing scholastic development, integrity, and professionalism. The university offers a wide range of traditional and innovative programs which provide a solid educational foundation for life-long learning to a diverse community of learners. (Arkansas Tech University's Board of Trustees will revise its mission statement during the fiscal year.)

### **STRATEGIC PLANNING**

Arkansas Tech has charted a course for its future by focusing on seven objectives determined through a campus-wide, participatory system of strategic planning that was completed under the leadership of Dr. Robin E. Bowen at the end of the 2016 academic year.

Those seven objectives of co-equal importance are:

- Academic Excellence
- Student Success
- Distributive Leadership
- Community Relations
- Institutional Support
- Diversity and Inclusion
- Staffing and Compensation

### **PERSONNEL REQUEST**

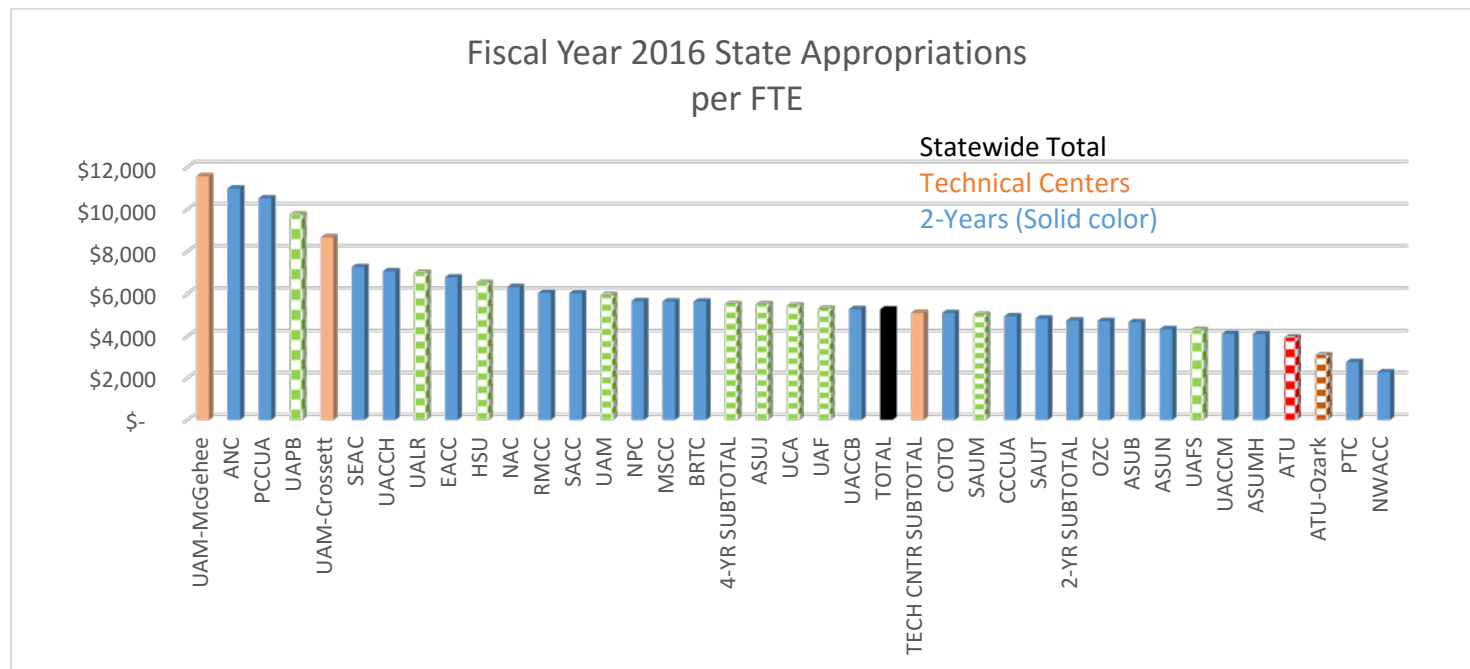
The growth of the university was recognized by the Southern Regional Education Board when Arkansas Tech was granted SREB Four-Year Level III status. Notation of this new designation for Arkansas Tech was made during the Arkansas Higher Education Coordinating Board meeting in July 2014.

# ARKANSAS TECH UNIVERSITY

## Dr. Robin E. Bowen, President

As a result of its reclassification, Arkansas Tech joins a group of peer institutions that includes Arkansas State University, the University of Arkansas at Little Rock and the University of Central Arkansas.

Arkansas Tech has enjoyed a continuation of success during its rapid growth over the past two decades. The university is committed to student centered academic excellence while remaining nimble and efficient. As such, the university did not request any increases in the 1,670 total number of authorized positions, 1,202 non-classified and 468 classified personnel. However, the university has requested several changes in non-classified position titles to adapt to current needs due to its growth. As demonstrated below, the graph, computed by Arkansas Tech from the Arkansas Department of Higher Education FY16 data for the State of Arkansas' higher education institutions, illustrates Arkansas Tech compared to other state institutions by state appropriations per student FTE (full time equivalent).



**INSTITUTION APPROPRIATION SUMMARY  
2017-2019 BIENNIUM**

INSTITUTION ARKANSAS TECH UNIVERSITY

APPROPRIATION	HISTORICAL DATA						INSTITUTION REQUEST & AHECB RECOMMENDATION							
	2015-2016		2016-17		2016-17		2017-18				2018-19			
	ACTUAL	POS	BUDGETED	POS	AUTHORIZED	POS	INST REQUEST	POS	AHECB REC	POS	INST REQUEST	POS	AHECB REC	POS
1 STATE TREASURY	35,097,522		35,185,026		47,677,123		49,666,082		49,666,082		50,709,070		50,709,070	
2 CASH	90,843,651		187,246,858		187,246,858		187,246,858		187,246,858		187,246,858		187,246,858	
3														
4														
5														
6														
7														
8														
9														
10														
11 TOTAL	\$125,941,173	1,239	\$222,431,884	1,375	\$234,923,981	1,670	\$236,912,940	1,670	\$236,912,940	1,670	\$237,955,928	1,670	\$237,955,928	1,670
FUNDING SOURCES		%		%				%		%		%		%
12 PRIOR YEAR FUND BALANCE*	0	0%	0	0%			0	0%	0	0%	0	0%	0	0%
13 GENERAL REVENUE	32,216,531	26%	32,216,531	14%			46,697,587	20%	46,697,587	20%	47,740,575	20%	47,740,575	20%
14 EDUCATIONAL EXCELLENCE TRUST FUND	2,086,501	2%	2,174,005	1%			2,174,005	1%	2,174,005	1%	2,174,005	1%	2,174,005	1%
15 WORKFORCE 2000	794,490	1%	794,490	0%			794,490	0%	794,490	0%	794,490	0%	794,490	0%
16 CASH FUNDS	88,552,169	70%	185,046,858	83%			185,046,858	78%	185,046,858	78%	185,046,858	78%	185,046,858	78%
17 SPECIAL REVENUES		0%		0%				0%	0	0%		0%	0	0%
18 FEDERAL FUNDS	2,291,481	2%	2,200,000	1%			2,200,000	1%	2,200,000	1%	2,200,000	1%	2,200,000	1%
19 TOBACCO SETTLEMENT FUNDS	0	0%	0	0%			0	0%	0	0%	0	0%	0	0%
20 OTHER FUNDS	0	0%	0	0%			0	0%	0	0%	0	0%	0	0%
21 TOTAL INCOME	\$125,941,172	100%	\$222,431,884	100%			\$236,912,940	100%	\$236,912,940	100%	\$237,955,928	100%	\$237,955,928	100%
22 EXCESS (FUNDING)/APPROPRIATION	\$0		\$0				\$0		\$0		\$0		\$0	

UNRESTRICTED EDUCATIONAL & GENERAL FUND BALANCE AS OF JUNE 30, 2016:	\$37,789,257
LESS RESERVES FOR:	
ACCOUNTS RECEIVABLE	\$5,213,603
INVENTORIES	\$741,984
YEAR-END ENCUMBRANCES NOT YET RECORDED AS LIABILITIES	\$42,500
INSURANCE DEDUCTIBLES	
MAJOR CRITICAL SYSTEMS FAILURES	
60 DAYS OF SALARIES & BENEFITS (CASH FLOW PURPOSES)	\$10,020,283
RESERVE FOR SPECIFIC ITEM (SOFTWARE, EQUIPMENT, ETC.)	
OTHER (FOOTNOTE BELOW)	\$19,577,336
UNRESERVED EDUCATIONAL & GENERAL FUND BALANCE	\$2,193,551

\*Line 12 Prior Year Fund Balance includes only the portion of the fund balance needed to balance that fiscal year's budget.

NOTE: OTHER - Doc Bryan Renovation (2,160,099), Glenwood Parking Lots (225,000), Stroupe - Demolition (400,000), Young Building Renovation (3,000,000), Farm Purchase (2,000,000), Resident Hall Upgrades Phase III (1,331,272), Academic Offices - El Paso (239,804), Rock House Renovation (250,000), Norman Building Lab Renovation (150,000), Tucker Coliseum Renovation (1,035,485), Witherspoon (990,107), Operating Reserve (7,657,070)

**APPROPRIATION ACT FORM - STATE TREASURY  
2017-2019 BIENNIUM**

FUND COA0000

INSTITUTION ARKANSAS TECH UNIVERSITY

APPROPRIATION 567

DESCRIPTION	ACTUAL 2015-2016	BUDGETED 2016-2017	AUTHORIZED APPROPRIATION 2016-2017	INSTITUTIONAL REQUEST / AHECB RECOMMENDATION		LEGISLATIVE RECOMMENDATION	
				2017-2018	2018-2019	2017-2018	2018-2019
1 REGULAR SALARIES	24,434,435	24,834,800	32,778,022	35,137,272	35,880,821		
2 EXTRA HELP WAGES	2,470,495	2,504,133	3,092,610	3,542,949	3,617,923		
3 OVERTIME	0	0	0	0	0		
4 PERSONAL SERVICES MATCHING	3,099,749	4,829,047	6,544,669	6,832,329	6,976,910		
5 OPERATING EXPENSES	4,739,946	2,668,165	4,883,316	3,775,026	3,854,910		
6 CONFERENCE FEES & TRAVEL	0	0	29,625	29,625	29,625		
7 PROFESSIONAL FEES AND SERVICES	0	0	0	0	0		
8 CAPITAL OUTLAY	0	0	0	0	0		
9 FUNDED DEPRECIATION	348,881	348,881	348,881	348,881	348,881		
10 WORKERS COMP/SURETY PREMIUM	4,016						
11							
12							
13 TOTAL APPROPRIATION	\$35,097,522	\$35,185,026	\$47,677,123	\$49,666,082	\$50,709,070	\$0	\$0
14 PRIOR YEAR FUND BALANCE**							
15 GENERAL REVENUE	32,216,531	32,216,531		46,697,587	47,740,575		
16 EDUCATIONAL EXCELLENCE TRUST FUND	2,086,501	2,174,005		2,174,005	2,174,005		
17 SPECIAL REVENUES * [WF2000]	794,490	794,490		794,490	794,490		
18 FEDERAL FUNDS IN STATE TREASURY							
19 TOBACCO SETTLEMENT FUNDS							
20 OTHER STATE TREASURY FUNDS							
21 TOTAL INCOME	\$35,097,522	\$35,185,026		\$49,666,082	\$50,709,070	\$0	\$0
22 EXCESS (FUNDING)/APPROPRIATION	\$0	\$0		\$0	\$0	\$0	\$0

\* Report WF2000 funds on line 17 - "Special Revenues".

\*\*Line 14 Prior Year Fund Balance includes only the portion of the fund balance needed to balance that fiscal year's budget.

FORM BR-3

**APPROPRIATION ACT FORM - CASH FUNDS  
2017-2019 BIENNIUM**

FUND 2100000

INSTITUTION ARKANSAS TECH UNIVERSITY

APPROPRIATION B11

DESCRIPTION	ACTUAL 2015-2016	BUDGETED 2016-2017	AUTHORIZED APPROPRIATION 2016-2017	INSTITUTIONAL REQUEST / AHECB RECOMMENDATION		LEGISLATIVE RECOMMENDATION	
				2017-2018	2018-2019	2017-2018	2018-2019
1 REGULAR SALARIES	22,374,390	28,985,982	28,985,982	29,985,982	29,985,982		
2 EXTRA HELP WAGES	3,404,555	8,075,000	8,075,000	8,075,000	8,075,000		
3 OVERTIME	81,950	350,000	350,000	350,000	350,000		
4 PERSONAL SERVICES MATCHING	10,558,988	12,694,747	12,694,747	13,694,747	13,694,747		
5 OPERATING EXPENSES	26,532,973	44,416,039	44,416,039	44,416,039	44,416,039		
6 CONFERENCE FEES & TRAVEL	845,713	2,950,000	2,950,000	2,950,000	2,950,000		
7 PROFESSIONAL FEES AND SERVICES	605,374	11,250,000	11,250,000	9,250,000	9,250,000		
8 CAPITAL OUTLAY	3,799,878	15,208,169	15,208,169	15,208,169	15,208,169		
9 CAPITAL IMPROVEMENTS	16,696,172	44,497,231	44,497,231	44,497,231	44,497,231		
10 DEBT SERVICE	5,867,005	18,669,690	18,669,690	18,669,690	18,669,690		
11 FUND TRANSFERS, REFUNDS AND INVESTMENTS	0	0	0	0	0		
12 PROMOTIONAL ITEMS	76,653	150,000	150,000	150,000	150,000		
13							
14							
15							
16 TOTAL APPROPRIATION	\$90,843,651	\$187,246,858	\$187,246,858	\$187,246,858	\$187,246,858	\$0	\$0
17 PRIOR YEAR FUND BALANCE***							
18 TUITION AND MANDATORY FEES	63,526,261	68,651,765		69,902,012	69,902,012		
19 ALL OTHER FEES	92,375	96,235		97,988	97,988		
20 SALES AND SERVICES RELATED TO EDUCATIONAL DEPARTMENTS	2,039,052	1,927,316		2,000,000	2,000,000		
21 INVESTMENT INCOME	341,551	201,000		200,000	200,000		
22 FEDERAL CASH FUNDS	2,291,481	2,200,000		2,200,000	2,200,000		
23 OTHER CASH FUNDS	22,552,930	114,170,542		112,846,858	112,846,858		
24 TOTAL INCOME	\$90,843,650	\$187,246,858		\$187,246,858	\$187,246,858	\$0	\$0
25 EXCESS (FUNDING)/APPROPRIATION	\$0	\$0		\$0	\$0	\$0	\$0

**TOTAL NUMBER OF POSITIONS (GENERAL REVENUE AND CASH COMBINED)**

	ACTUAL 2015-2016	BUDGETED 2016-2017	AUTHORIZED 2016-2017	INSTITUTIONAL REQUEST	AHECB RECOMMEND	LEGISLATIVE RECOMMENDATION
				2017-2019	2017-2019	2017-2019
REGULAR POSITIONS	1,239	1,375	1,670	1,670	1,670	
TOBACCO POSITIONS						
EXTRA HELP **	1,615	1,615	1,615	1,615	1,615	

FORM BR-4

\*\* The total number of Extra-Help shown in the requested column will be the total extra-Help positions [General Revenue and Cash] requested to be authorized.

\*\*\*Line 17 Prior Year Fund Balance includes only the portion of the fund balance needed to balance that fiscal year's budget.

# AUXILIARY ENTERPRISE CASH INCOME AND EXPENDITURES

ARKANSAS TECH UNIVERSITY  
(NAME OF INSTITUTION)

Russellville Campus

ACTIVITY	ACTUAL 2015-2016				BUDGETED 2016-2017			
	INCOME	OPERATING EXPENSES	DEBT SERVICE	NET INCOME	INCOME	OPERATING EXPENSES	DEBT SERVICE	NET INCOME
1 INTERCOLLEGIATE ATHLETICS *	3,912,036	4,880,684	258,427	(1,227,075)	3,912,987	5,154,199	380,665	(1,621,877)
2 HOUSING	10,365,080	6,217,797	2,705,892	1,441,391	10,361,275	7,329,212	3,032,063	0
3 FOOD SERVICES	6,961,794	4,963,241	425,859	1,572,694	6,549,797	6,123,937	425,860	0
4 STUDENT UNION	0	0	0	0	0	0	0	0
5 BOOKSTORE	2,218,399	2,204,045	0	14,354	2,306,361	2,306,361	0	0
6 STUDENT ORGANIZATIONS AND PUBLICATIONS	480,902	532,010	0	(51,108)	493,043	530,875	0	(37,832)
7 OTHER	932,826	980,826	0	(48,000)	1,413,646	1,413,646	0	0
8 SUBTOTAL	\$24,871,037	\$19,778,603	\$3,390,178	\$1,702,256	\$25,037,109	\$22,858,230	\$3,838,588	(\$1,659,709)
9 ATHLETIC TRANSFER **	1,621,878			1,621,878	1,621,877			1,621,877
10 OTHER TRANSFERS ***	(2,119,828)			(2,119,828)	37,832			37,832
11 GRAND TOTAL INCOME, OPERATING EXPENSES, & DEBT SERVICE FOR AUXILIARY ENTERPRISES	\$24,373,087	\$19,778,603	\$3,390,178	\$1,204,306	\$26,696,818	\$22,858,230	\$3,838,588	\$0

\* Intercollegiate athletic income should include the institutional board of trustees' approved student athletic fees.

FORM BR-5

\*\* For both two-year and four-year institutions, line 9, Athletic Transfer should contain the amount transferred from E&G to athletics.

\*\*\* For both two-year and four-year institutions, line 10, Other Transfers should contain the amount either transferred from E&G to support the college union, student organizations and student publications; or from auxiliary to other funds (e.g. plant funds), shown as a negative number.

NOTE: Line 7 Other - Student Health Services, Athletic Camps

NOTE: Line 10 Other Transfers - Student Health Services, Student Newspaper, Student Activities Revenue Less Expense



# AUXILIARY ENTERPRISE CASH INCOME AND EXPENDITURES

ARKANSAS TECH UNIVERSITY  
(NAME OF INSTITUTION)

Ozark Campus

ACTIVITY	ACTUAL 2015-2016				BUDGETED 2016-2017			
	INCOME	OPERATING EXPENSES	DEBT SERVICE	NET INCOME	INCOME	OPERATING EXPENSES	DEBT SERVICE	NET INCOME
1 INTERCOLLEGIATE ATHLETICS *	0	0	0	0	0	0	0	0
2 HOUSING	0	0	0	0	0	0	0	0
3 FOOD SERVICES	12,813	13,781	0	(968)	11,465	11,465	0	0
4 STUDENT UNION	0	0	0	0	0	0	0	0
5 BOOKSTORE	714,649	609,946	68,924	35,779	708,185	634,823	73,362	0
6 STUDENT ORGANIZATIONS AND PUBLICATIONS	21,000	21,000	0	0	21,000	21,000	0	0
7 OTHER	0	(2,411)	0	2,411	0	0	0	0
8 SUBTOTAL	\$748,462	\$642,316	\$68,924	\$37,222	\$740,650	\$667,288	\$73,362	\$0
9 ATHLETIC TRANSFER **	0			0	0			0
10 OTHER TRANSFERS ***	0			0	0			0
11 GRAND TOTAL INCOME, OPERATING EXPENSES, & DEBT SERVICE FOR AUXILIARY ENTERPRISES	\$748,462	\$642,316	\$68,924	\$37,222	\$740,650	\$667,288	\$73,362	\$0

\* Intercollegiate athletic income should include the institutional board of trustees' approved student athletic fees.

FORM BR-5

\*\* For both two-year and four-year institutions, line 9, Athletic Transfer should contain the amount transferred from E&G to athletics.

\*\*\* For both two-year and four-year institutions, line 10, Other Transfers should contain the amount either transferred from E&G to support the college union, student organizations and student publications; or from auxiliary to other funds (e.g. plant funds), shown as a negative number.

NOTE: Line 7 Other - Prior Year Adjustment GASB 68

**EMPLOYMENT INFORMATION  
IDENTIFICATION BY EMPLOYMENT CLASSIFICATION**

ARKANSAS TECH UNIVERSITY  
(NAME OF INSTITUTION)

TOTAL NUMBER OF EMPLOYEES IN FISCAL YEAR 2015-2016:						1,239
(As of November 1, 2015 )						
Nonclassified Administrative Employees:						
White Male:	94	Black Male:	9	Other Male:	5	Total Male: 108
White Female:	134	Black Female:	1	Other Female:	7	Total Female: 142
Nonclassified Health Care Employees:						
White Male:	0	Black Male:	0	Other Male:	0	Total Male: 0
White Female:	2	Black Female:	0	Other Female:	1	Total Female: 3
Classified Employees:						
White Male:	113	Black Male:	2	Other Male:	5	Total Male: 120
White Female:	201	Black Female:	5	Other Female:	15	Total Female: 221
Faculty:						
White Male:	254	Black Male:	11	Other Male:	23	Total Male: 288
White Female:	320	Black Female:	8	Other Female:	29	Total Female: 357
Total White Male: 461						Total Male: 516
Total White Female: 657						Total Female: 723
Total Black Male: 22						
Total Black Female: 14						
Total Other Male: 33						
Total Other Female: 52						
Total White: 1,118						Total Employees: 1,239
Total Black: 36						
Total Other: 85						
Total Minority: 121						

FORM BR-6

**ARKANSAS PUBLIC HIGHER EDUCATION INSTITUTIONS AND ENTITIES**  
**STATE CONTRACTS OVER \$50,000 AWARDED TO MINORITY OWNED BUSINESSES**  
**Fiscal Year 2016**  
**Required by A.C.A. 25-36-104**

**Institution**

ARKANSAS TECH UNIVERSITY

Minority Business	Total Contract Awarded	Minority Type per A.C.A. 15-4-303 (2)					
		African American	Hispanic American	American Indian	Asian American	Pacific Islander American	Disabled Veteran
Shree Ram LLC	\$81,784				x		
SHI Corp	\$47,996				x		
Sterling Computers	\$76,470		x				

**TOTAL NUMBER OF MINORITY CONTRACTS AWARDED** 3

**TOTAL EXPENDITURES ON CONTRACTS AWARDED** \$6,193,102  
 (Total Expenditures equals ALL Contracts Exceeding \$50,000--Minority and Non-Minority)

**% OF MINORITY CONTRACTS AWARDED** 2%

THIS PAGE INTENTIONALLY LEFT BLANK

ARKANSAS LEGISLATIVE AUDIT  
AUDIT OF ARKANSAS TECH UNIVERSITY  
June 30, 2015

<i>Finding:</i>	No Findings noted
-----------------	-------------------

THIS PAGE INTENTIONALLY LEFT BLANK

# **HENDERSON STATE UNIVERSITY**

## **Dr. Glen Jones, President**

---

### **INSTITUTION HISTORY AND ORGANIZATION**

#### **1. CITATION OF ENABLING LAWS AND CURRENT APPROPRIATION ACT**

The institution was established as a public body politic and corporate by Act 46 of 1929 of the Arkansas Legislature, which was later codified as Arkansas Code Annotated 6-66-101. The legislature later changed the name of the institution to Henderson State University by Act 4 of 1975. As a result, the establishment of this institution is documented by Arkansas statute and not by any Articles of Incorporation. As an institution of higher learning duly organized and existing under the laws of the State of Arkansas, the creation of Henderson State University is not documented by Articles of Incorporation as would be expected of a private corporation or a non-profit corporation.

Pursuant to Arkansas Code Annotated 6-66-101 and 6-66-102, Henderson State University is governed by a seven member Board of Trustees, which is charged with the management and control of Henderson State University. The Trustees are appointed by the Governor of the State of Arkansas. As a result, Henderson State University does not have an Operating Agreement that sets out the plan of management and control for the institution. Those matters are also covered by Arkansas statute.

Henderson State University is currently operating under Act 114 of the Fiscal Session of the 90<sup>th</sup> General Assembly of the State of Arkansas. The Act is to make an appropriation for personal services and operating expenses for the Henderson State University for the fiscal year ending June 30, 2017, and for other purposes.

#### **2. INSTITUTIONAL MISSION STATEMENT**

Located in the heart of southwest Arkansas, Henderson State University is a public institution serving as a vital educational and cultural center for the local community, region, and state. Founded as a private institution in 1890, Henderson has a strong liberal arts heritage that is the base of over seventy-five undergraduate and graduate programs, earning the university its status as Arkansas's public liberal arts university.

## **HENDERSON STATE UNIVERSITY**

### **Dr. Glen Jones, President**

---

Henderson offers a quality education guided by a faculty and staff who are committed to excellence and dedicated to serving a diverse student body from across Arkansas, over twenty-five other states, and a number of foreign countries. The university encourages scholarly and creative activities in a caring, personal atmosphere that reflects the university's motto for over a century: "The School with a Heart."

Influenced by its distinctive history, the mission of Henderson State University is to provide a learning environment that prepares students for a lifetime of intellectual and personal growth in a global society. The Henderson experience bridges students' academic aspirations to career success by integrating professional studies and the liberal arts.

Henderson's quality in education is fostered not only by a positively motivated student body, but also by a faculty and staff distinguished for their continuing commitment to excellence. University care and concern, positive student response, small class sizes, and a personal friendly atmosphere—these characteristics are the heart of Henderson.

The university encourages excellence and supports scholarly and creative endeavors on the part of its faculty, staff and students. These endeavors form the foundation upon which Henderson builds appropriate programs in response to the needs of the various communities it serves. Working collaboratively with our communities, Henderson applies its core competencies to develop and deliver programs that enhance the preservation and improvement of the quality of life in Arkansas.

#### **Henderson State University has the following Institutional and Program Accreditations:**

- AACSB International – The Association to Advance Collegiate Schools of Business
- American Dietetic Association
- Commission on Accreditation of Athletic Training Education
- Commission on Accreditation for Dietetics Education
- Commission of Collegiate Nursing Education
- Council for Accreditation of Counseling and Related Educational Programs



**HENDERSON STATE UNIVERSITY**  
**Dr. Glen Jones, President**

---

Council for the Accreditation of Educator Preparation  
Higher Learning Commission  
National Association of Schools of Music

**Henderson State University has the following Institutional Memberships:**

American Association of Colleges for Teacher Education  
American Association of Family and Consumer Sciences  
American Association of State Colleges and Universities  
American Council on Education  
College Placement Council  
Council for the Accreditation of Educator Preparation  
Council of Public Liberal Arts Colleges  
Higher Learning Commission  
National Association of Schools of Music  
National Collegiate Athletic Association  
University Aviation Association  
Commission on Collegiate Nursing Education  
National Business Education Association  
Teacher Education Council of State Colleges and Universities

**3. ADDITIONAL APPROPRIATIONS AND POSITION CHANGES**

Henderson State University is a formula driven entity and as such will not make a request for general revenue.  
In accordance with Act 1203 of 2011, which modified Arkansas Annotated Code 6-61-224, Henderson will be funded with

**HENDERSON STATE UNIVERSITY**  
**Dr. Glen Jones, President**

---

an outcome-centered component of the formula in addition to the needs-based formula that has been used in previous years.

Henderson State University's strategic plan includes, but is not limited to, strategies to grow enrollment, improve student life, enhance academic programs and increase retention to graduation. To achieve these and other strategic priorities, we request the following positions to provide services in a manner which best meets the needs of our students, employees, alumni and local community.

As we have developed our university strategic plan, several specific areas have been identified as needing intense focus. We request changes to two positions which directly relate to successful retention and graduation of students. The Associate VP for Enrollment Services and Associate VP for Student Records and Retention will focus on the critical efforts. These positions expand the leadership authority and responsibility of two key university functions and are created by eliminating two existing positions, resulting in no net increase in non-classified positions. These changes allow Henderson State University to do its part in meeting Governor Hutchinson's goal of increasing educational attainment in Arkansas.

**INSTITUTION APPROPRIATION SUMMARY  
2017-2019 BIENNIUM**

INSTITUTION HENDERSON STATE UNIVERSITY

APPROPRIATION	HISTORICAL DATA						INSTITUTION REQUEST & AHECB RECOMMENDATION							
	2015-2016		2016-17		2016-17		2017-18				2018-19			
	ACTUAL	POS	BUDGETED	POS	AUTHORIZED	POS	INST REQUEST	POS	AHECB REC	POS	INST REQUEST	POS	AHECB REC	POS
1 STATE TREASURY	21,043,436		21,124,917		23,166,099		21,142,104		21,142,104		21,586,088		21,586,088	
2 CASH	35,961,530		132,863,500		132,863,500		132,863,500		132,863,500		132,863,500		132,863,500	
3														
4														
5														
6														
7														
8														
9														
10														
11 TOTAL	\$57,004,966	540	\$153,988,417	551	\$156,029,599	712	\$154,005,604	645	\$154,005,604	645	\$154,449,588	645	\$154,449,588	645
<b>FUNDING SOURCES</b>		%		%				%		%		%		%
12 PRIOR YEAR FUND BALANCE*	0	0%	0	0%			0	0%	0	0%	0	0%	0	0%
13 GENERAL REVENUE	18,876,011	33%	18,876,011	12%			18,893,198	12%	18,893,198	12%	19,337,182	13%	19,337,182	13%
14 EDUCATIONAL EXCELLENCE TRUST FUND	2,158,387	4%	2,248,906	1%			2,248,906	1%	2,248,906	1%	2,248,906	1%	2,248,906	1%
15 WORKFORCE 2000	0	0%	0	0%			0	0%	0	0%	0	0%	0	0%
16 CASH FUNDS	35,961,530	63%	132,863,500	86%			132,863,500	86%	132,863,500	86%	132,863,500	86%	132,863,500	86%
17 SPECIAL REVENUES		0%		0%				0%	0	0%		0%	0	0%
18 FEDERAL FUNDS	0	0%	0	0%			0	0%	0	0%	0	0%	0	0%
19 TOBACCO SETTLEMENT FUNDS	0	0%	0	0%			0	0%	0	0%	0	0%	0	0%
20 OTHER FUNDS	9,038	0%	0	0%			0	0%	0	0%	0	0%	0	0%
21 TOTAL INCOME	\$57,004,966	100%	\$153,988,417	100%			\$154,005,604	100%	\$154,005,604	100%	\$154,449,588	100%	\$154,449,588	100%
22 EXCESS (FUNDING)/APPROPRIATION	\$0		\$0				\$0		\$0		\$0		\$0	

UNRESTRICTED EDUCATIONAL & GENERAL FUND BALANCE AS OF JUNE 30, 2016:	\$8,987,713
LESS RESERVES FOR:	
ACCOUNTS RECEIVABLE	\$4,494,554
INVENTORIES	\$119,690
YEAR-END ENCUMBRANCES NOT YET RECORDED AS LIABILITIES	\$0
INSURANCE DEDUCTIBLES	\$33,500
MAJOR CRITICAL SYSTEMS FAILURES	\$1,170,194
60 DAYS OF SALARIES & BENEFITS (CASH FLOW PURPOSES)	\$3,590,036
RESERVE FOR SPECIFIC ITEM (SOFTWARE, EQUIPMENT, ETC.)	
OTHER (FOOTNOTE BELOW)	
UNRESERVED EDUCATIONAL & GENERAL FUND BALANCE	(\$420,261)

\*Line 12 Prior Year Fund Balance includes only the portion of the fund balance needed to balance that fiscal year's budget.

**SUMMARY OF UNRESTRICTED EDUCATIONAL AND GENERAL CURRENT FUND EXPENDITURES AND INCOME  
AND AHECB GENERAL REVENUE RECOMMENDATIONS  
FOR THE 2017-2019 BIENNIUM (Non-Formula Entities)**

[HENDERSON STATE UNIVERSITY - COMMUNITY EDUCATION CENTER](#)

NAME OF INSTITUTION

EXPENDITURE CATEGORIES	2015-2016 ACTUAL	2016-2017 BUDGETED *	2017-19 INSTITUTIONAL REQUESTS / AHECB RECOMMENDATIONS			
			2017-2018		2018-2019	
			REQUEST	RECOMMENDATION	REQUEST	RECOMMENDATION
1 REGULAR SALARIES	70,451	74,655	76,148	76,148	77,671	77,671
2 PERSONAL SERVICES MATCHING	23,259	22,289	22,735	22,735	23,189	23,189
3 EXTRA HELP WAGES						
4 OPERATING EXPENSES	44,600	45,500	45,500	45,500	45,500	45,500
5 CAPITAL OUTLAY	3,122	5,000	5,000	5,000	5,000	5,000
6						
7						
8						
9						
10						
11						
12						
13 MANDATORY TRANSFERS						
14 AUXILIARY TRANSFERS						
15 NON-MANDATORY TRANSFERS						
16 TOTAL UNREST. E&G EXP.	\$141,432	\$147,444	\$149,383	\$149,383	\$151,361	\$151,360
17 NET LOCAL INCOME						
18 PRIOR YEAR BALANCE***	61,634	67,646	67,909	67,909	68,176	68,176
STATE FUNDS:						
19 GENERAL REVENUE	79,798	79,798	81,474	81,474	83,185	83,185
20 EDUCATIONAL EXCELLENCE						
21 WORKFORCE 2000						
22 TOBACCO SETTLEMENT FUNDS						
23 OTHER STATE FUNDS **						
24 TOTAL SOURCES OF INCOME	\$141,432	\$147,444	\$149,383	\$149,383	\$151,361	\$151,361

FORM BR-2 Nonformula

\* The amounts for Revenue Stabilization Act, Educational Excellence Trust Fund, and Workforce 2000 are based on the DF&A forecast.

\*\* Funds received for operating purposes from state appropriations other than RSA, EETF, and WF2000 (e.g. General Improvement) should be reported on Line 23 "Other State Funds" and identified in a footnote.

\*\*\*Line 18 Prior Year Fund Balance includes only the portion of the fund balance needed to balance that fiscal year's budget.

**APPROPRIATION ACT FORM - STATE TREASURY  
2017-2019 BIENNIUM**

FUND CQA0000

INSTITUTION HENDERSON STATE UNIVERSITY

APPROPRIATION 309

DESCRIPTION	ACTUAL 2015-2016	BUDGETED 2016-2017	AUTHORIZED APPROPRIATION 2016-2017	INSTITUTIONAL REQUEST / AHECB RECOMMENDATION		LEGISLATIVE RECOMMENDATION	
				2017-2018	2018-2019	2017-2018	2018-2019
1 REGULAR SALARIES	15,837,853	15,891,822	16,746,771	15,917,866	16,352,850		
2 EXTRA HELP WAGES	15,000	40,000	310,000	40,000	40,000		
3 OVERTIME							
4 PERSONAL SERVICES MATCHING	2,691,500	2,844,857	2,868,041	2,691,000	2,700,000		
5 OPERATING EXPENSES	1,925,000	1,780,000	2,505,235	1,925,000	1,925,000		
6 CONFERENCE FEES & TRAVEL	0	0	0	0	0		
7 PROFESSIONAL FEES AND SERVICES	0	0	0	0	0		
8 CAPITAL OUTLAY	445,000	450,000	617,814	450,000	450,000		
9 FUNDED DEPRECIATION	118,238	118,238	118,238	118,238	118,238		
10 WORKERS COMP/SURETY PREMIUM	10,845						
11							
12							
13 TOTAL APPROPRIATION	\$21,043,436	\$21,124,917	\$23,166,099	\$21,142,104	\$21,586,088	\$0	\$0
14 PRIOR YEAR FUND BALANCE**							
15 GENERAL REVENUE	18,876,011	18,876,011		18,893,198	19,337,182		
16 EDUCATIONAL EXCELLENCE TRUST FUND	2,158,387	2,248,906		2,248,906	2,248,906		
17 SPECIAL REVENUES * [WF2000]							
18 FEDERAL FUNDS IN STATE TREASURY							
19 TOBACCO SETTLEMENT FUNDS							
20 OTHER STATE TREASURY FUNDS *	9,038						
21 TOTAL INCOME	\$21,043,436	\$21,124,917		\$21,142,104	\$21,586,088	\$0	\$0
22 EXCESS (FUNDING)/APPROPRIATION	\$0	\$0		\$0	\$0	\$0	\$0

\* Report WF2000 funds on line 17 - "Special Revenues".

\*\*Line 14 Prior Year Fund Balance includes only the portion of the fund balance needed to balance that fiscal year's budget.

FORM BR-3

NOTE: Line 20 Other State treasury Funds - Tuition Adjustment Reimbursement \$9038

**APPROPRIATION ACT FORM - CASH FUNDS  
2017-2019 BIENNIUM**

FUND 2090000

INSTITUTION HENDERSON STATE UNIVERSITY

APPROPRIATION A74

DESCRIPTION	ACTUAL 2015-2016	BUDGETED 2016-2017	AUTHORIZED APPROPRIATION 2016-2017	INSTITUTIONAL REQUEST / AHECB RECOMMENDATION		LEGISLATIVE RECOMMENDATION	
				2017-2018	2018-2019	2017-2018	2018-2019
1 REGULAR SALARIES	7,551,203	19,570,000	19,570,000	19,570,000	19,570,000		
2 EXTRA HELP WAGES	1,209,151	3,296,000	3,296,000	3,296,000	3,296,000		
3 OVERTIME	11,534	103,000	103,000	103,000	103,000		
4 PERSONAL SERVICES MATCHING	1,663,869	5,356,000	5,356,000	5,356,000	5,356,000		
5 OPERATING EXPENSES	18,982,748	30,900,000	30,900,000	30,900,000	30,900,000		
6 CONFERENCE FEES & TRAVEL	610,691	1,545,000	1,545,000	1,545,000	1,545,000		
7 PROFESSIONAL FEES AND SERVICES	202,261	1,287,500	1,287,500	1,287,500	1,287,500		
8 CAPITAL OUTLAY	585,449	3,296,000	3,296,000	3,296,000	3,296,000		
9 CAPITAL IMPROVEMENTS	0	50,000,000	50,000,000	50,000,000	50,000,000		
10 DEBT SERVICE	5,003,620	9,270,000	9,270,000	9,270,000	9,270,000		
11 FUND TRANSFERS, REFUNDS AND INVESTMENTS	141,004	8,240,000	8,240,000	8,240,000	8,240,000		
12							
13							
14							
15							
16 TOTAL APPROPRIATION	\$35,961,530	\$132,863,500	\$132,863,500	\$132,863,500	\$132,863,500	\$0	\$0
17 PRIOR YEAR FUND BALANCE***							
18 TUITION AND MANDATORY FEES	26,279,333	26,490,729		27,285,451	27,285,451		
19 ALL OTHER FEES	549,675	650,000		669,500	669,500		
20 SALES AND SERVICES RELATED TO EDUCATIONAL DEPARTMENTS							
21 INVESTMENT INCOME	19,802	20,000		20,600	20,600		
22 FEDERAL CASH FUNDS							
23 OTHER CASH FUNDS	9,112,720	105,702,771		104,887,949	104,887,949		
24 TOTAL INCOME	\$35,961,530	\$132,863,500		\$132,863,500	\$132,863,500	\$0	\$0
25 EXCESS (FUNDING)/APPROPRIATION	\$0	\$0		\$0	\$0	\$0	\$0

**TOTAL NUMBER OF POSITIONS (GENERAL REVENUE AND CASH COMBINED)**

	ACTUAL 2015-2016	BUDGETED 2016-2017	AUTHORIZED 2016-2017	INSTITUTIONAL REQUEST	AHECB RECOMMEND	LEGISLATIVE RECOMMENDATION
				2017-2019	2017-2019	2017-2019
REGULAR POSITIONS	540	551	712	645	645	
TOBACCO POSITIONS						
EXTRA HELP **	148	950	950	950	950	

FORM BR-4

\*\* The total number of Extra-Help shown in the requested column will be the total extra-Help positions [General Revenue and Cash] requested to be authorized.

\*\*\*Line 17 Prior Year Fund Balance includes only the portion of the fund balance needed to balance that fiscal year's budget.

# AUXILIARY ENTERPRISE CASH INCOME AND EXPENDITURES

HENDERSON STATE UNIVERSITY  
(NAME OF INSTITUTION)

ACTIVITY	ACTUAL 2015-2016				BUDGETED 2016-2017			
	INCOME	OPERATING EXPENSES	DEBT SERVICE	NET INCOME	INCOME	OPERATING EXPENSES	DEBT SERVICE	NET INCOME
1 INTERCOLLEGIATE ATHLETICS *	1,773,125	4,511,070	0	(2,737,945)	1,794,994	4,313,255	0	(2,518,261)
2 HOUSING	6,428,858	2,513,033	2,546,001	1,369,824	6,951,638	2,926,439	3,269,926	755,273
3 FOOD SERVICES	4,189,836	3,480,569	214,419	494,848	4,426,352	3,761,940	314,250	350,162
4 STUDENT UNION	155,810	260,795	99,819	(204,804)	184,355	237,940	0	(53,585)
5 BOOKSTORE	99,572	0	0	99,572	125,000	0	0	125,000
6 STUDENT ORGANIZATIONS AND PUBLICATIONS	94,417	108,902	0	(14,485)	40,000	40,000	0	0
7 OTHER	1,547,044	1,330,239	513,965	(297,160)	1,580,634	1,088,284	160,974	331,376
8 SUBTOTAL	\$14,288,662	\$12,204,608	\$3,374,204	(\$1,290,150)	\$15,102,973	\$12,367,858	\$3,745,150	(\$1,010,035)
9 ATHLETIC TRANSFER **	1,255,350			1,255,350	1,010,035			1,010,035
10 OTHER TRANSFERS ***	(378,784)			(378,784)	0			0
11 GRAND TOTAL INCOME, OPERATING EXPENSES, & DEBT SERVICE FOR AUXILIARY ENTERPRISES	\$15,165,228	\$12,204,608	\$3,374,204	(\$413,584)	\$16,113,008	\$12,367,858	\$3,745,150	\$0

\* Intercollegiate athletic income should include the institutional board of trustees' approved student athletic fees.

FORM BR-5

\*\* For both two-year and four-year institutions, line 9, Athletic Transfer should contain the amount transferred from E&G to athletics.

\*\*\* For both two-year and four-year institutions, line 10, Other Transfers should contain the amount either transferred from E&G to support the college union, student organizations and student publications; or from auxiliary to other funds (e.g. plant funds), shown as a negative number.

NOTE: Line 7 Other - Airport, Recreation Center, Student Health, Other Auxiliary

NOTE: Line 10 Other Transfers - Res Life & Food Service (deferred maintenance), federal workstudy, student health, athletics, res life, publications

# **EMPLOYMENT INFORMATION** **IDENTIFICATION BY EMPLOYMENT CLASSIFICATION**

HENDERSON STATE UNIVERSITY  
 (NAME OF INSTITUTION)

TOTAL NUMBER OF EMPLOYEES IN FISCAL YEAR 2015-2016:						<u>570</u>
(As of November 1, 2015 )						
Nonclassified Administrative Employees:						
White Male:	<u>53</u>	Black Male:	<u>10</u>	Other Male:	<u>1</u>	Total Male: <u>64</u>
White Female:	<u>61</u>	Black Female:	<u>15</u>	Other Female:	<u>2</u>	Total Female: <u>78</u>
Nonclassified Health Care Employees:						
White Male:	<u>0</u>	Black Male:	<u>0</u>	Other Male:	<u>0</u>	Total Male: <u>0</u>
White Female:	<u>0</u>	Black Female:	<u>0</u>	Other Female:	<u>0</u>	Total Female: <u>0</u>
Classified Employees:						
White Male:	<u>15</u>	Black Male:	<u>4</u>	Other Male:	<u>1</u>	Total Male: <u>20</u>
White Female:	<u>73</u>	Black Female:	<u>15</u>	Other Female:	<u>8</u>	Total Female: <u>96</u>
Faculty:						
White Male:	<u>112</u>	Black Male:	<u>11</u>	Other Male:	<u>22</u>	Total Male: <u>145</u>
White Female:	<u>135</u>	Black Female:	<u>16</u>	Other Female:	<u>16</u>	Total Female: <u>167</u>
Total White Male: <u>180</u>						Total Male: <u>229</u>
Total White Female: <u>269</u>						Total Female: <u>341</u>
Total Black Male: <u>25</u>						
Total Black Female: <u>46</u>						
Total Other Male: <u>24</u>						
Total Other Female: <u>26</u>						
Total White: <u>449</u>						Total Employees: <u>570</u>
Total Black: <u>71</u>						
Total Other: <u>50</u>						
Total Minority: <u>121</u>						

FORM BR-6



**ARKANSAS PUBLIC HIGHER EDUCATION INSTITUTIONS AND ENTITIES**  
**STATE CONTRACTS OVER \$50,000 AWARDED TO MINORITY OWNED BUSINESSES**  
**Fiscal Year 2016**  
**Required by A.C.A. 25-36-104**

**Institution**

HENDERSON STATE UNIVERSITY

Minority Business	Total Contract Awarded	Minority Type per A.C.A. 15-4-303 (2)					
		African American	Hispanic American	American Indian	Asian American	Pacific Islander American	Disabled Veteran
N/A							

**TOTAL NUMBER OF MINORITY CONTRACTS AWARDED** 0

**TOTAL EXPENDITURES ON CONTRACTS AWARDED** \$1,033,496  
 (Total Expenditures equals ALL Contracts Exceeding \$50,000--Minority and Non-Minority)

**% OF MINORITY CONTRACTS AWARDED** 0%

THIS PAGE INTENTIONALLY LEFT BLANK

ARKANSAS LEGISLATIVE AUDIT  
AUDIT OF HENDERSON STATE UNIVERSITY  
June 30, 2015

<i>Finding:</i>	No Findings noted
-----------------	-------------------

THIS PAGE INTENTIONALLY LEFT BLANK

# SOUTHERN ARKANSAS UNIVERSITY

## Dr. Trey Berry, President

---

### INSTITUTION HISTORY AND ORGANIZATION

#### I. Introduction:

Southern Arkansas University (SAU), a comprehensive regional public university, was founded more than a century ago as the Third District Agricultural School (TDAS). It was one of four such schools established by Act 100 of the Arkansas legislature on April 1, 1909, a date celebrated at SAU as Founder's Day. It opened on January 3, 1911, as a residential secondary agricultural school for Southwest Arkansas after local citizens had raised funds to match state financing to locate the institution in Magnolia (Columbia County). A Progressive Era educational reform urged by the Farmers Educational and Cooperative Union, the school taught rural youngsters scientific agricultural practices, modern home economics, and academic subject equivalents to a high school degree. The legacy of the Farmers Union continued as the school evolved into a university. SAU operates one of the state's largest collegiate farms, and the school's colors—Blue and Gold—are those of the union. SAU's agricultural roots are also evident in its unique symbol—Muleriders—adopted in 1912 when its football players rode mules, ubiquitous and essential to Southern agriculture, to practice and games. The student yearbook was named *The Mulerider* in 1922 and the newspaper *The Bray* in 1923. At each home football game, a student rider on a mascot mule celebrates team successes.

To increase the supply of rural schoolteachers, Arkansas elevated TDAS and the state's other residential agricultural schools to junior college status with Act 229 in 1923 and Act 45 in 1925. Officially renamed State Agricultural and Mechanical College, Third District, the school was known everywhere as Magnolia A&M. The North Central Association of Colleges and Secondary Schools accredited Magnolia A&M in 1929, and the institution afterward maintained continuous accreditation through its later transformations. In the fall of 1949 the Board of Trustees, exercising authority vested in it by the state legislature, decided to change the junior college into a four-year, degree-granting institution. By Act 11 on January 24, 1951, the legislature confirmed this change in renaming the institution Southern State College (SSC). Enrollment grew from a few hundred students during the junior college years to well over two thousand during SSC's twenty-five year history. The Arkansas legislature in Act 171 on February 14, 1975, created a three-campus SSC system by adding two junior college branches at El Dorado and Camden to the main campus at Magnolia. The El Dorado branch became an

## **SOUTHERN ARKANSAS UNIVERSITY**

### **Dr. Trey Berry, President**

---

independent institution in 1991. Having gained accreditation from the North Central Association in 1973 to offer graduate courses in education, SSC began a Division of Graduate Studies on June 2, 1975. Legislative Act 343 granted SSC permission, subject to approval by the State Board of Higher Education, to change to university status. On July 9, 1976, SSC was renamed Southern Arkansas University. At the beginning of the 21<sup>st</sup> Century, the University established an undergraduate Honors College, as well as a School of Graduate Studies. New master's degree programs were launched in agriculture, business, computer science, counseling, and public administration. These initiatives have helped to increase SAU's enrollment to over 4,700 students by Fall 2016.

In support of SAU's goal of continuous quality improvement, the University has applied, and has gained approval, for the alternative accreditation program of the Higher Learning Commission. The Academic Quality Improvement Program (AQIP) directs the University to focus on three areas of specific need, with project teams involving a diverse group of faculty and staff. These working groups submit annual progress reports, and feedback from various stakeholders provides helpful direction for further improvement. At the completion of each project, another is selected. As part of the AQIP process, the University also prepares a systems portfolio which describes the processes used and results obtained, and documents improvement that have made as a result of these efforts. Projects have included improving student learning, faculty/staff development; student retention; identifying and documenting program outcomes; data-informed decision making; and improving the student complaint process.

The University is currently operating under Act 253 of 2014 which provides the University's operational appropriation.

## **II. Institutional Vision and Mission Statement**

### **Vision**

Southern Arkansas University dynamically builds on its rich heritage of student success through continuous improvement as a quality, comprehensive, regional University that strives to expand access to learning opportunities and to provide engaging, transformational learning experiences.

**SOUTHERN ARKANSAS UNIVERSITY**  
**Dr. Trey Berry, President**

---

Mission

The mission of Southern Arkansas University is to educate students for productive and fulfilling lives in a global environment by providing opportunities for intellectual growth, individual enrichment, skill development, and meaningful career preparation. The University believes in the worth of the individual and accepts its responsibility for developing in its students those values and competencies essential for effective citizenship in an ever-changing, free, and democratic society. Further, the University encourages and supports excellence in teaching, scholarly and creative endeavors, and leads economic development in our region.

**III. Goals**

1. Implement strategies that demonstrate student learning is the most important university experience.
  - a. Construct, maintain, and equip learning environments.
  - b. Provide academic assistance to enhance learning.
  - c. Insure student engagement and success by providing learning experiences in the classroom that match student learning styles.
  - d. Provide a culturally rich and diverse university life.
  - e. Provide service learning opportunities.
  - f. Provide living-learning experiences that incorporate faculty/student interaction in non-classroom settings.
  - g. Provide student worker experience that contributes to learning.
  - h. Increase student research opportunities in all disciplines.
  - i. Ensure internationalization of the curriculum and opportunities for international educational and/or cultural learning experiences for students.
2. Insure the University Learning Goals and General Education Goals are achieved through a comprehensive

**SOUTHERN ARKANSAS UNIVERSITY**  
**Dr. Trey Berry, President**

---

assessment process.

- a. Develop and administer a comprehensive assessment process.
- b. Analyze periodically the assessment data generated.
- c. Implement changes from assessment data as needed to insure goal attainment.
- d. Analyze institutional data and prepare report (deans and vice presidents) for the president.
- e. University Learning Goals and General Education Goals

University

- (1) Our graduates possess the knowledge and skills to be successful.
- (2) Our graduates understand their own and other societies and cultures.
- (3) Our graduates are prepared to be contributing members of their communities.
- (4) Our graduates communicate effectively.
- (5) Our graduates understand the process of making informed and ethical decisions.
- (6) Our graduates utilize appropriate quantitative skills in making decisions.
- (7) Our graduates use technology effectively.

General Education Goals

- (1) Communication: Students will communicate effectively.
- (2) Critical Thinking: Students will think logically and creatively to solve problems and make informed decisions.
- (3) Technology: Students will use technology applications.
- (4) Culture: Students will understand world histories, cultures, and fine arts in relation to their own values.
- (5) Health and Wellness: Students will understand concepts that support personal and community health.

3. Recruit and retain diverse, well-qualified faculty and staff that support an environment of collegiality and academic excellence.



**SOUTHERN ARKANSAS UNIVERSITY**  
**Dr. Trey Berry, President**

---

- a. Increase target or specialized recruiting of faculty.
- b. Implement comprehensive faculty professional development programs.
- c. Encourage and support scholarly activity of faculty.
- d. Provide salaries that are competitive.
- e. Provide opportunities for faculty/staff colloquiums on significant issues.
- f. Cultivate grow-your-own faculty development in fields that have limited applicant pools.
- g. Emphasize the SAU family heritage to include faculty, staff, students and friends of SAU.

4. Develop and implement enrollment management strategies that recruit students of character and academic promise.

- a. Expand alternative delivery methods of degree programs to reach students that cannot attend in the traditional way.
- b. Emphasize to prospective students and their parents the SAU family heritage.
- c... Expand graduate programs and undergraduate programs based on continuous needs assessment.
- d. Empower faculty and staff to reach out to prospective students.
- e. Expand faculty-to-faculty relationships to promote seamless transfer of students and additional 2+2 programs.

5. Improve retention and graduation of students.

- a. Implement programs to increase retention of students by targeting the needs of specific student groups.
- b. Establish a retention task force to gather and analyze data pertaining to retention rates of specific groups.
- c. Establish advisor training programs: one for new advisors, and one for experienced advisors.
- d. Continually review the need for and the availability of financial aid for students.
- e. Identify and support existing successful programs (and the people that make them happen).
- f. Implement an early warning program to identify student needs and issues and provide appropriate intervention if possible.

**SOUTHERN ARKANSAS UNIVERSITY**  
**Dr. Trey Berry, President**

---

6. Expand opportunities for scholarly activity and public service.
  - a. Expand opportunities and continue to support scholarly activity. This includes research, creative activities, and other activities of discovery by faculty and students.
    - (1) Continue to develop the Natural Resource Research Center.
    - (2) Explore additional grant opportunities that support research.
    - (3) Offer additional student research opportunities.
  - b. Expand and continue public service. Public service includes appropriate cultural and educational exchange between the SAU community and external groups and the necessary support activities.
    - (1) Provide culturally enriching activities for the citizens of south Arkansas.
    - (2) Increase student, faculty, and staff participation in civic and service activities.
    - (3) Meet the higher education needs of business and industry and promote economic development.
7. Establish strategic partnerships and initiatives to expand advancement and development of SAU.
  - a. Find and provide financial support to increase alternate delivery methods of classes.
  - b. Develop unique and innovative programs to serve regions and increase revenue.
  - c. Expand communications to and participation with stakeholders.
  - d. Expand long-term, strategic advancement and development reach for SAU.
  - e. Expand ways to encourage economic development.
  - f. Increase the number of grant applications by SAU.
  - g. Develop strategic financial plan to guide strategic partnerships.

**INSTITUTION APPROPRIATION SUMMARY  
2017-2019 BIENNIUM**

INSTITUTION SOUTHERN ARKANSAS UNIVERSITY

APPROPRIATION	HISTORICAL DATA						INSTITUTION REQUEST & AHECB RECOMMENDATION							
	2015-2016		2016-17		2016-17		2017-18				2018-19			
	ACTUAL	POS	BUDGETED	POS	AUTHORIZED	POS	INST REQUEST	POS	AHECB REC	POS	INST REQUEST	POS	AHECB REC	POS
1 STATE TREASURY	16,894,032		16,914,578		17,849,473		23,720,931		23,720,931		24,219,071		24,219,071	
2 CASH	41,553,589		54,000,000		54,000,000		54,050,000		54,050,000		54,200,000		54,200,000	
3 SYSTEM OPERATIONS	0		100,000		100,000		100,000		100,000		100,000		100,000	
4														
5														
6														
7														
8														
9														
10														
11 TOTAL	\$58,447,621	470	\$71,014,578	489	\$71,949,473	499	\$77,870,931	524	\$77,870,931	524	\$78,519,071	524	\$78,519,071	524
FUNDING SOURCES		%		%				%		%		%		%
12 PRIOR YEAR FUND BALANCE*	0	0%	0	0%			0	0%	0	0%	0	0%	0	0%
13 GENERAL REVENUE	15,584,976	27%	15,584,976	22%			22,391,329	29%	22,391,329	29%	22,889,469	29%	22,889,469	29%
14 EDUCATIONAL EXCELLENCE TRUST FUND	1,276,086	2%	1,329,602	2%			1,329,602	2%	1,329,602	2%	1,329,602	2%	1,329,602	2%
15 WORKFORCE 2000	0	0%	0	0%			0	0%	0	0%	0	0%	0	0%
16 CASH FUNDS	38,611,433	66%	53,507,382	75%			53,557,382	69%	53,557,382	69%	53,707,382	68%	53,707,382	68%
17 SPECIAL REVENUES		0%		0%				0%	0	0%		0%	0	0%
18 FEDERAL FUNDS	2,942,156	5%	492,618	1%			492,618	1%	492,618	1%	492,618	1%	492,618	1%
19 TOBACCO SETTLEMENT FUNDS	0	0%	0	0%			0	0%	0	0%	0	0%	0	0%
20 OTHER FUNDS	32,969	0%	100,000	0%			100,000	0%	100,000	0%	100,000	0%	100,000	0%
21 TOTAL INCOME	\$58,447,620	100%	\$71,014,578	100%			\$77,870,931	100%	\$77,870,931	100%	\$78,519,071	100%	\$78,519,071	100%
22 EXCESS (FUNDING)/APPROPRIATION	\$0		\$0				\$0		\$0		\$0		\$0	

UNRESTRICTED EDUCATIONAL & GENERAL FUND BALANCE AS OF JUNE 30, 2016:	\$1,893,770
LESS RESERVES FOR:	
ACCOUNTS RECEIVABLE	
INVENTORIES	\$120,721
YEAR-END ENCUMBRANCES NOT YET RECORDED AS LIABILITIES	
INSURANCE DEDUCTIBLES	\$750,000
MAJOR CRITICAL SYSTEMS FAILURES	\$250,000
60 DAYS OF SALARIES & BENEFITS (CASH FLOW PURPOSES)	\$3,345,000
RESERVE FOR SPECIFIC ITEM (SOFTWARE, EQUIPMENT, ETC.)	
OTHER (FOOTNOTE BELOW)	
UNRESERVED EDUCATIONAL & GENERAL FUND BALANCE	(\$2,571,951)

\*Line 12 Prior Year Fund Balance includes only the portion of the fund balance needed to balance that fiscal year's budget.

**APPROPRIATION ACT FORM - STATE TREASURY  
2017-2019 BIENNIUM**

FUND CSA0000

INSTITUTION SOUTHERN ARKANSAS UNIVERSITY

APPROPRIATION 292

DESCRIPTION	ACTUAL 2015-2016	BUDGETED 2016-2017	AUTHORIZED APPROPRIATION 2016-2017	INSTITUTIONAL REQUEST / AHECB RECOMMENDATION		LEGISLATIVE RECOMMENDATION	
				2017-2018	2018-2019	2017-2018	2018-2019
1 REGULAR SALARIES	14,745,876	14,754,419	15,458,974	20,940,000	21,397,000		
2 EXTRA HELP WAGES			30,000				
3 OVERTIME							
4 PERSONAL SERVICES MATCHING	1,825,000	1,825,000	2,025,000	2,400,000	2,440,750		
5 OPERATING EXPENSES	65,449	80,000	80,340	125,772	126,162		
6 CONFERENCE FEES & TRAVEL	0	0	0				
7 PROFESSIONAL FEES AND SERVICES	0	0	0				
8 CAPITAL OUTLAY	0	0	0				
9 FUNDED DEPRECIATION	255,159	255,159	255,159	255,159	255,159		
10 WORKERS COMP/SURETY PREMIUM	2,548						
11							
12							
13 TOTAL APPROPRIATION	\$16,894,032	\$16,914,578	\$17,849,473	\$23,720,931	\$24,219,071	\$0	\$0
14 PRIOR YEAR FUND BALANCE**							
15 GENERAL REVENUE	15,584,976	15,584,976		22,391,329	22,889,469		
16 EDUCATIONAL EXCELLENCE TRUST FUND	1,276,086	1,329,602		1,329,602	1,329,602		
17 SPECIAL REVENUES * [WF2000]							
18 FEDERAL FUNDS IN STATE TREASURY							
19 TOBACCO SETTLEMENT FUNDS							
20 OTHER STATE TREASURY FUNDS	32,969						
21 TOTAL INCOME	\$16,894,031	\$16,914,578		\$23,720,931	\$24,219,071	\$0	\$0
22 EXCESS (FUNDING)/APPROPRIATION	\$0	\$0		\$0	\$0	\$0	\$0

\* Report WF2000 funds on line 17 - "Special Revenues".

FORM BR-3

\*\*Line 14 Prior Year Fund Balance includes only the portion of the fund balance needed to balance that fiscal year's budget.

Line 20 Other State Treasury Funds- Tuition adjustment fund reimbursement & Rent/Royalty/Lease Revenue

**APPROPRIATION ACT FORM - STATE TREASURY  
2017-2019 BIENNIUM**

FUND CSA0000

INSTITUTION SOUTHERN ARKANSAS UNIVERSITY  
SYSTEM

APPROPRIATION 83G

DESCRIPTION	ACTUAL 2015-2016	BUDGETED 2016-2017	AUTHORIZED APPROPRIATION 2016-2017	INSTITUTIONAL REQUEST / AHECB RECOMMENDATION		LEGISLATIVE RECOMMENDATION	
				2017-2018	2018-2019	2017-2018	2018-2019
1 REGULAR SALARIES	0	45,000	45,000	45,000	45,000		
2 EXTRA HELP WAGES							
3 OVERTIME							
4 PERSONAL SERVICES MATCHING	0	13,500	13,500	13,500	13,500		
5 OPERATING EXPENSES	0	41,500	41,500	41,500	41,500		
6 CONFERENCE FEES & TRAVEL	0	0	0	0	0		
7 PROFESSIONAL FEES AND SERVICES	0	0	0	0	0		
8 CAPITAL OUTLAY	0	0	0	0	0		
9 FUNDED DEPRECIATION							
10							
11							
12							
13 TOTAL APPROPRIATION	\$0	\$100,000	\$100,000	\$100,000	\$100,000	\$0	\$0
14 PRIOR YEAR FUND BALANCE**							
15 GENERAL REVENUE							
16 EDUCATIONAL EXCELLENCE TRUST FUND							
17 SPECIAL REVENUES * [WF2000]							
18 FEDERAL FUNDS IN STATE TREASURY							
19 TOBACCO SETTLEMENT FUNDS							
20 OTHER STATE TREASURY FUNDS	0	100,000		100,000	100,000		
21 TOTAL INCOME	\$0	\$100,000		\$100,000	\$100,000	\$0	\$0
22 EXCESS (FUNDING)/APPROPRIATION	\$0	\$0		\$0	\$0	\$0	\$0

\* Report WF2000 funds on line 17 - "Special Revenues".

FORM BR-3

\*\*Line 14 Prior Year Fund Balance includes only the portion of the fund balance needed to balance that fiscal year's budget.

Line 20 Other State Treasury Funds - Tuition adjustment fund reimbursement & Rent/Royalty/Lease Revenue

**APPROPRIATION ACT FORM - CASH FUNDS  
2017-2019 BIENNIUM**

FUND 2080000

INSTITUTION SOUTHERN ARKANSAS UNIVERSITY

APPROPRIATION A63

DESCRIPTION	ACTUAL 2015-2016	BUDGETED 2016-2017	AUTHORIZED APPROPRIATION 2016-2017	INSTITUTIONAL REQUEST / AHECB RECOMMENDATION		LEGISLATIVE RECOMMENDATION	
				2017-2018	2018-2019	2017-2018	2018-2019
1 REGULAR SALARIES	6,103,828	7,000,000	7,000,000	6,800,000	6,800,000		
2 EXTRA HELP WAGES	4,871,140	5,000,000	5,000,000	5,500,000	5,500,000		
3 OVERTIME							
4 PERSONAL SERVICES MATCHING	4,414,958	5,000,000	5,000,000	5,000,000	5,000,000		
5 OPERATING EXPENSES	16,899,303	16,900,000	16,900,000	17,500,000	17,550,000		
6 CONFERENCE FEES & TRAVEL	244,171	1,000,000	1,000,000	750,000	750,000		
7 PROFESSIONAL FEES AND SERVICES	757,146	1,300,000	1,300,000	1,150,000	1,200,000		
8 CAPITAL OUTLAY	1,023,227	2,000,000	2,000,000	1,450,000	1,500,000		
9 CAPITAL IMPROVEMENTS	3,821,325	10,000,000	10,000,000	10,000,000	10,000,000		
10 DEBT SERVICE	3,418,491	4,000,000	4,000,000	4,100,000	4,100,000		
11 FUND TRANSFERS, REFUNDS AND INVESTMENTS		1,800,000	1,800,000	1,800,000	1,800,000		
12							
13							
14							
15							
16 TOTAL APPROPRIATION	\$41,553,589	\$54,000,000	\$54,000,000	\$54,050,000	\$54,200,000	\$0	\$0
17 PRIOR YEAR FUND BALANCE***							
18 TUITION AND MANDATORY FEES	34,422,830	30,112,883		35,455,515	35,455,515		
19 ALL OTHER FEES							
20 SALES AND SERVICES RELATED TO EDUCATIONAL DEPARTMENTS	367,278	356,860		356,860	356,860		
21 INVESTMENT INCOME							
22 FEDERAL CASH FUNDS	2,942,156	492,618		492,618	492,618		
23 OTHER CASH FUNDS	3,821,325	23,037,639		17,745,007	17,895,007		
24 TOTAL INCOME	\$41,553,589	\$54,000,000		\$54,050,000	\$54,200,000	\$0	\$0
25 EXCESS (FUNDING)/APPROPRIATION	\$0	\$0		\$0	\$0	\$0	\$0

**TOTAL NUMBER OF POSITIONS (GENERAL REVENUE AND CASH COMBINED)**

	ACTUAL 2015-2016	BUDGETED 2016-2017	AUTHORIZED 2016-2017	INSTITUTIONAL REQUEST	AHECB RECOMMEND	LEGISLATIVE RECOMMENDATION
				2017-2019	2017-2019	2017-2019
REGULAR POSITIONS	470	489	499	524	524	
TOBACCO POSITIONS						
EXTRA HELP **	1,685	1,900	1,900	1,900	1,900	

FORM BR-4

\*\* The total number of Extra-Help shown in the requested column will be the total extra-Help positions [General Revenue and Cash] requested to be authorized.

\*\*\*Line 17 Prior Year Fund Balance includes only the portion of the fund balance needed to balance that fiscal year's budget.

# AUXILIARY ENTERPRISE CASH INCOME AND EXPENDITURES

SOUTHERN ARKANSAS UNIVERSITY  
(NAME OF INSTITUTION)

ACTIVITY	ACTUAL 2015-2016				BUDGETED 2016-2017			
	INCOME	OPERATING EXPENSES	DEBT SERVICE	NET INCOME	INCOME	OPERATING EXPENSES	DEBT SERVICE	NET INCOME
1 INTERCOLLEGIATE ATHLETICS *	1,806,051	3,786,381	88,631	(2,068,960)	1,662,342	3,205,171	89,163	(1,631,992)
2 HOUSING	5,569,056	2,633,674	1,665,024	1,270,359	5,569,522	960,645	1,746,336	2,862,541
3 FOOD SERVICES	3,860,182	3,042,773	0	817,409	3,671,500	2,530,925	0	1,140,575
4 STUDENT UNION	34,629	256,377	29,518	(251,266)	46,000	261,561	29,762	(245,323)
5 BOOKSTORE	194,741	10,808	0	183,932	200,000	9,525	0	190,475
6 STUDENT ORGANIZATIONS AND PUBLICATIONS	625,184	458,383	0	166,801	435,796	365,447	0	70,349
7 OTHER	369,634	438,666	0	(69,032)	251,960	373,676	0	(121,716)
8 SUBTOTAL	\$12,459,478	\$10,627,061	\$1,783,172	\$49,245	\$11,837,120	\$7,706,950	\$1,865,261	\$2,264,909
9 ATHLETIC TRANSFER **	1,255,350			1,255,350	1,255,350			1,255,350
10 OTHER TRANSFERS ***	(42,204)			(42,204)	0			0
11 GRAND TOTAL INCOME, OPERATING EXPENSES, & DEBT SERVICE FOR AUXILIARY ENTERPRISES	\$13,672,625	\$10,627,061	\$1,783,172	\$1,262,391	\$13,092,470	\$7,706,950	\$1,865,261	\$3,520,259

\* Intercollegiate athletic income should include the institutional board of trustees' approved student athletic fees.

FORM BR-5

\*\* For both two-year and four-year institutions, line 9, Athletic Transfer should contain the amount transferred from E&G to athletics.

\*\*\* For both two-year and four-year institutions, line 10, Other Transfers should contain the amount either transferred from E&G to support the college union, student organizations and student publications; or from auxiliary to other funds (e.g. plant funds), shown as a negative number.

NOTE: Line 7 Other - includes Post Office & Health Services.

NOTE: Line 10 Other Transfers - includes Sports Information, University Hall M&O, Student Housing, Activity Center, Student Activities

# **EMPLOYMENT INFORMATION** **IDENTIFICATION BY EMPLOYMENT CLASSIFICATION**

SOUTHERN ARKANSAS UNIVERSITY  
(NAME OF INSTITUTION)

TOTAL NUMBER OF EMPLOYEES IN FISCAL YEAR 2015-2016:						<u>408</u>
(As of November 1, 2015 )						
Nonclassified Administrative Employees:						
White Male:	<u>34</u>	Black Male:	<u>5</u>	Other Male:	<u>3</u>	Total Male: <u>42</u>
White Female:	<u>52</u>	Black Female:	<u>13</u>	Other Female:	<u>1</u>	Total Female: <u>66</u>
Nonclassified Health Care Employees:						
White Male:	<u>0</u>	Black Male:	<u>0</u>	Other Male:	<u>0</u>	Total Male: <u>0</u>
White Female:	<u>0</u>	Black Female:	<u>0</u>	Other Female:	<u>0</u>	Total Female: <u>0</u>
Classified Employees:						
White Male:	<u>30</u>	Black Male:	<u>5</u>	Other Male:	<u>1</u>	Total Male: <u>36</u>
White Female:	<u>67</u>	Black Female:	<u>14</u>	Other Female:	<u>3</u>	Total Female: <u>84</u>
Faculty:						
White Male:	<u>76</u>	Black Male:	<u>4</u>	Other Male:	<u>17</u>	Total Male: <u>97</u>
White Female:	<u>73</u>	Black Female:	<u>4</u>	Other Female:	<u>6</u>	Total Female: <u>83</u>
Total White Male: <u>140</u>						Total Male: <u>175</u>
Total White Female: <u>192</u>						Total Female: <u>233</u>
Total Black Male: <u>14</u>						
Total Black Female: <u>31</u>						
Total Other Male: <u>21</u>						
Total Other Female: <u>10</u>						
Total White: <u>332</u>						Total Employees: <u>408</u>
Total Black: <u>45</u>						
Total Other: <u>31</u>						
Total Minority: <u>76</u>						

FORM BR-6



**ARKANSAS PUBLIC HIGHER EDUCATION INSTITUTIONS AND ENTITIES**  
**STATE CONTRACTS OVER \$50,000 AWARDED TO MINORITY OWNED BUSINESSES**  
**Fiscal Year 2016**  
**Required by A.C.A. 25-36-104**

**Institution**

SOUTHERN ARKANSAS UNIVERSITY

Minority Business	Total Contract Awarded	Minority Type per A.C.A. 15-4-303 (2)					
		African American	Hispanic American	American Indian	Asian American	Pacific Islander American	Disabled Veteran
N/A							

**TOTAL NUMBER OF MINORITY CONTRACTS AWARDED** 0

**TOTAL EXPENDITURES ON CONTRACTS AWARDED** \$4,033,685  
 (Total Expenditures equals ALL Contracts Exceeding \$50,000--Minority and Non-Minority)

**% OF MINORITY CONTRACTS AWARDED** 0%

THIS PAGE INTENTIONALLY LEFT BLANK

**ARKANSAS LEGISLATIVE AUDIT  
AUDIT OF SOUTHERN ARKANSAS UNIVERSITY  
June 30, 2015**

<i>Finding:</i>	No Findings noted
-----------------	-------------------

THIS PAGE INTENTIONALLY LEFT BLANK

## UNIVERSITY OF ARKANSAS SYSTEM

### Donald R. Bobbitt, President

---

**ENABLING LAWS:** Morrill Act of 1862; Act 44 of 1871; A.C.A. 6-64-101-1202; and Act 209 of 2016

**INSTITUTION HISTORY AND ORGANIZATION:** In 1871, the Arkansas General Assembly established Arkansas Industrial University in Fayetteville as the state's land-grant institution and first state-assisted college. In 1899, Arkansas Industrial University became the University of Arkansas.

The University of Arkansas (UA) System is governed by a ten (10) member Board of Trustees appointed by the Governor, with the consent of the Senate, for 10-year terms. Two (2) trustees are appointed from each congressional district and two (2) are alumni of the University appointed to at-large positions. The Board oversees campuses, units and divisions of the UA System.

**INSTITUTION MISSION:** The UA System is a comprehensive, publicly-supported higher education system composed of 17 unique institutions, units and divisions that share the singular goal of serving Arkansas residents, and others by developing and sharing knowledge to impact an ever changing world. The System provides access to academic and professional education, and develops intellectual growth and cultural awareness in its students, staff and faculty. The System further promotes an atmosphere of excellence that honors the heritage and diversity of our state and nation, and provides students, researchers and professionals with tools to promote responsible stewardship of human, natural and financial resources at home and abroad.

The System Administration carries out the governance and administration of the University of Arkansas System in accordance with policies of the Board and the President. The institutions, division and entities of the UA System include the following:

**Institutions:**

University of Arkansas, Fayetteville  
University of Arkansas at Monticello  
Cossatot Community College of the UA  
Community College at Hope

University of Arkansas at Fort Smith  
University of Arkansas for Medical Sciences  
Phillips Community College of the UA  
UA Community College at Morrilton

University of Arkansas at Little Rock  
University of Arkansas at Pine Bluff  
UA Community College at Batesville UA

**Entities:**

UA Arkansas Archeological Survey  
UA Division of Agriculture

UA Clinton School of Public Service  
UA Arkansas School for Mathematics,  
Sciences & the Arts

UA Criminal Justice Institute  
UA System eVersity

# UNIVERSITY OF ARKANSAS SYSTEM

## Donald R. Bobbitt, President

---

### PROGRAMS AND DEFINITIONS

#### ***General Administration***

General Administration includes the activities that further efforts to meet the goals of the strategic plan for the UA System and to achieve the comprehensive mission of the UA System. In this capacity, the System Office provides the oversight and development of policies and procedures to assist the campuses and units; provides oversight of the preparation of annual operating budgets and financial reports to the Board; prepares the consolidated annual financial statement; administers a program of employee benefits and risk management; provides legal advice and representation; provides internal audits and risk assessments of the fiscal operations of the campuses and entities; and coordinates public relations, media and governmental relations activities on behalf of the System, campuses and entities. The System Office further provides administrative staff support for the Board and President.

#### ***Academic Affairs/E-Learning***

Academic Affairs/E-learning advises and assists the institutions to provide academic support services to the campuses concerning academic coursework, student success initiatives, and professional development support for faculty; to coordinate and support online learning initiatives; and to track appropriate and effective quality enhancement measures. Academic Affairs provides leadership and guidance to assist campuses and entities to meet statewide goals in student retention and graduation.

#### **GENERAL REVENUE REQUEST:**

The Arkansas Higher Education Coordinating Board has recommended an increase in general revenue funds of \$332,424 (FY18) and \$78,757 (FY19). These funds will be used to work in collaboration with the University of Arkansas System institutions, other higher education institutions in the state and ADHE staff to develop institutional effectiveness assessment plans for student outcomes to assist in meeting the outcome-based funding measures. In addition, these funds will be used to develop tools to facilitate reporting, provide support for assessment and regional and specialized accreditation, as well as enable participation in professional forums to keep abreast of trends and issues pertaining to assessment and institutional research and communicate these to the institutions

#### **PERSONNEL REQUEST:**

No additional positions are requested.

**University of Arkansas, Fayetteville**  
**Joseph E. Steinmetz, Chancellor**

---

## **ENABLING LAWS**

Morrill Act of 1862, Act 44 of 1871, Arkansas Code Annotated Chapter 64 of Subtitle 5 of Title 6, and Act 210 of 2016

## **INSTITUTION HISTORY AND ORGANIZATION**

Under the Morrill Act of 1862 and pursuant to Act 44 of 1871, the Arkansas General Assembly established the university in Fayetteville as Arkansas Industrial University. It became the state's land-grant institution and the first state-assisted college in Arkansas. Arkansas Industrial University became the University of Arkansas in 1899 reflecting the institution's broadened academic mission.

Under the authority of the University of Arkansas's Board of Trustees, the University of Arkansas is the oldest and largest state institution of higher education and the primary state and land-grant university in Arkansas, offering the state's most comprehensive array of undergraduate, professional, graduate, and honors programs. The University of Arkansas is recognized in many assessments and surveys as being one of the top public research universities in the country. Through these programs, students have the opportunity to participate in nationally competitive research, to study abroad, and to work in business, industry, and other institutions through internships. Courses and degree programs are offered by both traditional and technology-mediated instruction to students at other campuses and sites in Arkansas and on some military bases and at international sites.

The University of Arkansas also provides a wide range of public- and economic development-related services including—most especially—technical and professional services to further the economic growth of Arkansas. In addition, the University of Arkansas assists other institutions of public and higher education in Arkansas by providing specialized resources, such as computing, library, and information technology services and expertise in many disciplines. Public- and economic development-related services are provided through the various academic departments, schools, and colleges and by specialized units:

- Arkansas Leadership Academy

**University of Arkansas, Fayetteville**  
**Joseph E. Steinmetz, Chancellor**

---

- Legal Clinic
- Small Business Development Center
- Center for Business and Economic Research
- Community Design Center
- Global Campus of the School of Continuing Education and Academic Outreach
- Arkansas Research and Technology Park
- World Trade Center Arkansas.

Of the nation's 4,664 accredited universities and colleges, the University of Arkansas is one of 115 to receive the highest possible research classification from the Carnegie Foundation for the Advancement of Teaching. The University of Arkansas is the state's only comprehensive research university. Pursuit of research, scholarly, and creative endeavors is a significant responsibility of faculty members at the University of Arkansas, along with integrating original scholarship with teaching and public outreach activities. Such integrated efforts are designed to advance the frontiers of knowledge and to apply that knowledge to improve human understanding, advance economic development and the standard of living and quality of life of people in Arkansas, the nation, and world. University of Arkansas research, scholarly and creative programs also play important roles in graduate education and increasingly in undergraduate programs as well.

Research and scholarly efforts at the University of Arkansas are pursued by faculty members through the various academic departments, schools and colleges and through specialized units:

- Business and Economic Research Center
- Mack Blackwell Rural Transportation Center
- Center for Advanced Spatial Technologies
- Center for Protein Structure and Function
- Institute of Food Science and Engineering



**University of Arkansas, Fayetteville**  
**Joseph E. Steinmetz, Chancellor**

---

**Nationally Competitive Students, Nationally Competitive University**

The University of Arkansas is enrolling and graduating more students than any other institution in Arkansas. The qualifications and diversity of the entering freshmen classes have continued to increase in recent years, as have the University's efforts to retain and graduate students. Through its competitive scholarship programs and endowed chairs and professorships, the University of Arkansas is retaining many of Arkansas' best students and attracting scholars from throughout the world. The University's progress brings positive national attention to the State of Arkansas in the higher education arena as well as in the areas of economic development, basic and applied research and scholarship. For the 10<sup>th</sup> year in a row, the U of A is ranked in the top tier of national universities in the "Best Colleges 2017" annual ranking from U.S. News and World Report. The University of Arkansas is committed to putting Students First to ensure that its diverse mix of students receive the assistance they need to succeed both at the University and in their chosen careers upon graduation. Since 2000, the six-year graduation rate of University of Arkansas new freshmen has increased by almost ten percent, and it continues to move upward as the university identifies and implements programs to help students meet their educational goals.

**Fueling the Arkansas Economy**

The University of Arkansas strives to fuel the Arkansas economy:

- Through its graduates

The knowledge-based economy of the 21<sup>st</sup> Century requires skilled, educated workers. University of Arkansas graduates receive the nationally competitive education necessary to succeed in the knowledge-based economy—the kind of education that will fuel the economic and cultural growth of the State of Arkansas.

- By attracting businesses to Arkansas

Proximity to nationally competitive public research universities is often a deciding factor when relocating existing businesses. Corporations such as Wal-Mart have cited the University of Arkansas as a major reason why they are headquartered in Arkansas. The World Trade Center Arkansas connects the state to the world by providing

**University of Arkansas, Fayetteville**  
**Joseph E. Steinmetz, Chancellor**

---

international trade services to companies and individuals and by educating students in global commerce. World Trade Center Arkansas brings together businesses and governmental agencies involved in foreign trade to further the economic outlook for the state.

- By being a “magnet” that attracts intellectual capital and economic activity

The University of Arkansas’s national reputation as an academic institution attracts brain power from outside of Arkansas and from around the world. Students and faculty come to our state and stay for those reasons, generating millions of dollars annually in economic activity that would not otherwise result. Furthermore, the concentration of intellectual capital at and around the University of Arkansas provides a clean, natural resource of tremendous value to our state’s public, private and not-for-profit sectors. The University of Arkansas’s social and cultural elements, such as its affiliated arts, sports and guest lecture series are major economic attractions as well and help make Arkansas a vibrant place to live, work and raise a family.

- By supporting new businesses

Over the past several years, the University of Arkansas’s Technology Development Foundation has over seen a steady transformation of the Arkansas Research and Technology Park (ARTP) into a multi-faceted knowledge community focused on innovation and technology development. Since 2003 the ARTP has added significant physical infrastructure in the form of the Innovation Center, Enterprise Center and the National Center for Reliable Electric Power Transmission bringing the total R&D capacity in the research park to nearly 300,000 square feet. A portfolio of 36 public/private affiliates contributing over \$67 million in regional economic activity now resides in the park. In addition, mergers and acquisitions are providing major expansion opportunities for affiliates such as Wolfsped and Pacific Vet Group to expand their operation for commercialization of products developed through R&D at the ARTP. By growing and retaining these companies, the ARTP is contributing to the development of a technologically skilled workforce with the addition of approximately 200 high technology jobs earning an average salary of over \$80,000 and an overall employment impact of 363 jobs statewide. The Arkansas Research and Technology Park is now recognized as a State asset supporting the formation, growth and retention of emerging technology companies that add an important dimension to the state’s economy. In that regard, the operations of the

**University of Arkansas, Fayetteville**  
**Joseph E. Steinmetz, Chancellor**

---

ARTP, including the business expenditures of the affiliate companies and the associated construction activity, have exceeded \$256.6 million since 2003. More importantly, these economic activities have had a combined economic output impact of \$643 million on the state of Arkansas. Labor income generated by these activities totals \$249.8 million and \$22 million in state and local taxes have been generated. In addition, the World Trade Center Arkansas assists Arkansas businesses to compete more effectively in the global marketplace. In the last seven years, the World Trade Center Arkansas has partnered with many firms across the state to establish or strengthen their global presence including comprehensive international business services, global connections, professional development and educational events.

- By supporting Arkansas high schools, students, and parents

The University of Arkansas conducts several programs geared to assist, encourage, and develop future college students. The Upward Bound Program gives students of high academic ability in grades 9-12 exposure to challenging pre-college experiences by showing them the study habits, essential skills, and discipline necessary for success in high school and college. The Academy for Mathematics and Sciences Program is a college preparation program designed to introduce students in grades 9-12 to opportunities in math and science and to encourage them to pursue post-secondary degrees in these fields. The Gifted and Talented Scholars Program serves students in grades 6-12 who possess exceptional academic ability and motivation and establishes a resource for students and parents in preparing for college. ACT Academy serves low-income, under-represented students with a five-day residential summer program that provides participants with the opportunity to improve their readiness for the ACT and to provide a college-like experience on the U of A campus. As a partner in the national UTeach program, the UTeach program is producing well-qualified teachers in the STEM areas and providing career options for majors in the sciences and mathematics to fill critical teaching needs across Arkansas.

- By supporting our veterans

The University of Arkansas operates the Veteran Resource and Information Center (VRIC). With the understanding that each student veteran has different needs, our services are adapted to the individual student veteran. The VRIC serves as the central point of contact for prospective or current University of Arkansas

**University of Arkansas, Fayetteville**  
**Joseph E. Steinmetz, Chancellor**

---

student veterans needing assistance with the admissions process, applying for military educational benefits and scholarships, and referrals to various academic departments around campus. Additionally, the VRIC maintains a large network within the community to refer students to organizations specializing in veteran services. As a result of these efforts, the University of Arkansas was voted in the Top 50 (#41) of “Best for Vets Colleges” by *Military Times* in 2016.

**University of Arkansas Research**

In FY 2016, the University expended about \$145 million in total research and development expenditures, almost \$41M coming from federal sources as reported to the National Science Foundation. These totals include not only the external research awards actually spent in that year, but also institutional funds invested in research, as well as funded and unfunded indirect costs. Research awards for FY2016 topped \$100 million, the highest level of research funding in the university’s history and a 27 percent increase over the previous year.

**General Appropriation Request**

The University of Arkansas is a formula driven entity and did not make a request for general appropriation. The increase in general appropriation is a result of the recommendation made by the Arkansas Higher Education Coordinating Board through the formula driven by the number of credit hours students enroll and complete. These funds will be used to fund enrollment growth through new faculty hiring, to provide competitive salaries and fringe benefits for faculty and staff, and to fund required cost increases such as utilities and health care.

**University of Arkansas, Fayetteville**  
**Joseph E. Steinmetz, Chancellor**

---

**Personal Services Request**

The requested positions reflect an increase in faculty and staff to accommodate the growing numbers in enrollment, degree programs and research, as well as increases in the numbers of classes offered. In order to keep pace with these expansions, it becomes necessary to provide administration and support to meet the needs with faculty and additional programs and services, including campus safety, technology, and academic advisors.

THIS PAGE INTENTIONALLY LEFT BLANK

# **UNIVERSITY OF ARKANSAS – ARKANSAS CENTERS FOR RURAL EDUCATION IN AUTISM AND RELATED DISABILITIES**

**Joseph E. Steinmetz, Chancellor**

---

## **ENABLING LAWS**

Act 210 of 2016

## **INSTITUTION HISTORY AND ORGANIZATION**

The purpose of Arkansas Centers for Rural Education in Autism and Related Disabilities is to create 5 rural autism centers that will utilize existing Arkansas state of the art technology to educate and train high quality autism professionals across the state. The centers will merge best practices in autism clinical treatment, the training of families, teachers and service providers in evidenced based practices, and technology for training and supervision in rural America. The level of technology allows for state of the art autism-training center for rural America that does not exist anywhere in the nation.

The identified goals are:

- Development of a state center to provide autism training and support across Arkansas
- Development of four satellite centers across the state (AHECs, Universities, Etc.)
- Provide training to professionals and families across the lifespan.
- Provide consultation to service providers and families
- Investment in a center that serves all agencies and families

The sustainability of the project is based upon grant funds for development of infrastructure at both the state and federal level. Once the infrastructure is developed, research grants will be sought at both the state and federal level.

## **GENERAL REVENUE REQUEST**

The Arkansas Higher Education Coordinating Board has recommended \$2,500,000 in general revenue funds for the program. These funds will be used to create the rural autism centers and provide training to professionals and families across the state.

**UNIVERSITY OF ARKANSAS – ARKANSAS CENTERS FOR RURAL EDUCATION  
IN AUTISM AND RELATED DISABILITIES**

**Joseph E. Steinmetz, Chancellor**

---

**PERSONNEL REQUEST**

No additional positions over authorized have been requested.



## **ARKANSAS RESEARCH AND EDUCATION OPTICAL NETWORK**

### **Steven Fulkerson, Executive Director**

---

#### **ENABLING LAW**

Act 209 of 2016

#### **INSTITUTION HISTORY AND ORGANIZATION**

The Arkansas Research and Education Optical Network (ARE-ON) organization and its members comprise a community of thought leaders focused on collaborative learning and innovation through advanced networking, technology, and research in Arkansas. ARE-ON is a consortium of all public degree-granting institutions in Arkansas and other select higher education organizations.

ARE-ON provides a high-speed fiber optic backbone network throughout the state with connections to its members, affiliates, national research and education networks, regional optical networks, and commercial service providers. The network consists of approximately 2,200 miles of long haul fiber optic cable and about 100 miles of metro fiber in twenty-four cities and four neighboring states. ARE-ON's extensive reach allows institutions to connect, collaborate, and innovate within the organization's core agenda: education, telemedicine, research, and emergency preparedness.

The initial planning for a statewide optical network connecting the 4-year colleges and universities began in 2005. This effort was supported with \$6.4 million in one-time funds from Governor Mike Huckabee and an additional \$9.4 million from higher education general obligation bonds (Act 1282 of 2005). Upon completion of the first phase in 2010, all but one 4-year institution had been connected.

In 2010, the National Telecommunications and Information Administration awarded ARE-ON \$42 million as part of the Broadband Technology Opportunities Program to connect the remaining higher education institutions. The second phase was completed in late 2013 and connected the remaining 4-year institution along with 18 of 2-year colleges directly with dark fiber. This project also created the state-wide telehealth backbone for UAMS known as the Arkansas e-Link Network.

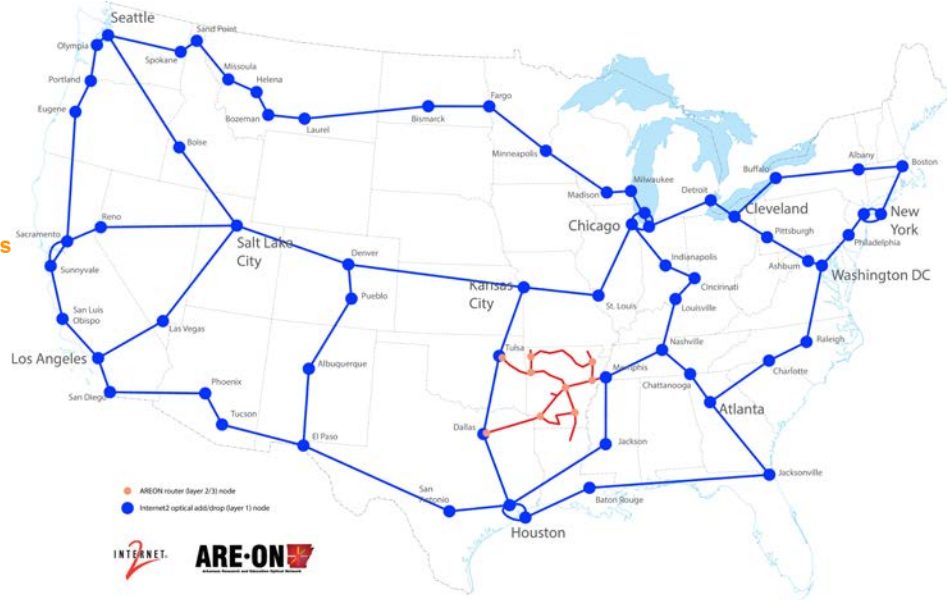
Today, ARE-ON provides its members unlimited internet bandwidth, connectivity to the national research network – Internet2, and direct peering connections to multiple cloud and commodity internet providers.

# ARKANSAS RESEARCH AND EDUCATION OPTICAL NETWORK

Steven Fulkerson, Executive Director



Map of the Arkansas Research and Education Network



Map of the National Research Network Internet2 and ARE-ON

## MISSION STATEMENT

To promote, develop, and apply advanced application and communication technologies to support and enhance education, research, healthcare, and economic development in the state of Arkansas.

## **ARKANSAS RESEARCH AND EDUCATION OPTICAL NETWORK**

### **Steven Fulkerson, Executive Director**

---

#### **GOALS**

- 1) Research - Advance the research mission and agenda of our member institutions.
- 2) Shared Services – Facilitate the use of shared services and resources among our members.
- 3) Cybersecurity – Create a network environment for our members that follows cybersecurity best practices.
- 4) Information Technology – Enable the use of next generation technology by providing a platform for innovation.
- 5) Sustainability – Position the organization to meet ongoing financial needs for operations and capital refresh.

#### **GOVERNANCE**

ARE-ON is governed by the presidents and chancellors of participating institutions in cooperation with the Arkansas Department of Higher Education. ARE-ON's governing structure contains two levels:

- 1) Board of Directors (presidents and chancellors of participating institutions) which serves as the strategic governing body
- 2) Steering Committee which serves as the technical advisory body

#### **ADDITIONAL APPROPRIATION**

ARE-ON is a non-formula entity and is not currently receiving any general revenue. As a common resource for all of Arkansas higher education, we enable our member institutions to innovate, collaborate, and share services. Much like the administrative support that the ASU and UA System offices provide their member campuses, we are well positioned to address some common information technology needs of our members. Our ability to meet the current and future requirements of our members depends on adequate funding.

## **ARKANSAS RESEARCH AND EDUCATION OPTICAL NETWORK**

### **Steven Fulkerson, Executive Director**

---

#### **PROGRAM ENHANCEMENTS / ONGOING OPERATIONAL EXPENSES**

- 1) \$1,200,000 for increased annual operating expenses as well as new service offerings

The general revenue request for new funding for fiscal years 2017-18 is \$1,200,000 and for fiscal year 2018-19 is \$1,200,000. In addition to funding maintenance and operations of existing network facilities, this would enable ARE-ON to properly address its equipment refresh cycle of high capacity optical lasers, routers, and firewalls. This equipment refresh is vital for maintaining a state-of-the-art network system that can meet the resource needs of high performance computing, collaborative research, shared services, and cybersecurity.

## **GARVAN WOODLAND GARDENS**

### **Bob Bledsoe, Executive Director**

---

#### **ENABLING LAWS**

Act 210 of 2016

#### **INSTITUTION HISTORY AND ORGANIZATION**

Verna Cook Garvan, a long-time resident of Southern Arkansas, was founder and benefactress of Garvan Woodland Gardens.

The site for Garvan Woodland Gardens was purchased in the 1920's after a timber clear-cut in 1915. Mrs. Garvan loved this beautiful place so much that she never allowed it to be cut again. In 1956, as a self-taught gardener, she began to develop it as a garden. She was intimately familiar with the land and laid out each path, marking every tree to be removed. Verna also personally chose each new plant and selected its location.

Over the next forty years, Mrs. Garvan planted thousands of specimens which now form an impressive collection. There are hundreds of rare shrubs and trees, some more than 40 years old.

Upon her death in 1993, Mrs. Garvan bequeathed the property to the School of Architecture through the University of Arkansas Foundation. Now an independent department of the University's Fay Jones School of Architecture and Design, the Gardens continue to flourish and grow.

It was Mrs. Garvan's wish that the Gardens be used to educate and serve the people of Arkansas, providing them the joy and repose it had offered her. She noted the devastation of the environment that had taken place in her lifetime and wished to preserve a remnant of the twentieth century's natural grandeur for generations to come.

Garvan Woodland Gardens furthers the university's mission of teaching, research, and public service through its own mission: preserve and enhance a unique part of the Ouachita Mountain environment; provide people with a place of learning, research, cultural enrichment, and serenity; develop and sustain gardens, landscapes, and structures of exceptional aesthetics, design, and construction; and Partner with and serve the community of which the Garden is a part.

## **GARVAN WOODLAND GARDENS**

### **Bob Bledsoe, Executive Director**

---

#### *General Administration Programs*

General Administration includes activities related to planning, coordination, budget adherence and management of the mission of Garvan Woodland Gardens through the outreach in the areas of Volunteer Coordination, Development, Wedding Coordination, Facility Rental, Education Programs, Special Event Coordination and Membership Supervision.

The following are examples of services provided to external constituencies by General Administration:

- Coordination and Planning of 200 group tours.
- Coordination and Planning of 150 weddings and 55 receptions.
- Presentation of 10 special events.
- Management of over 400 volunteers providing 17,500+ volunteer hours.
- Outreach to 3,500 member families and millions raised in development outreach.
- 50 Adult Educational Programs presented.

#### *Operational Administration*

Operational Administration includes activities related to the care, maintenance and presentation of natural displays in a 210 acre woodland garden.

The following are examples of services provided to external constituencies by Operational Administration.

- The annual planting of 125,000 tulip bulbs for spring “Tulip Mania”.
- Oversight of 2 million holiday lights on 10 acres for the 60,000 + visitors to Holiday Light Event.
- Arborists and Horticulturists maintaining a safe and pleasant visitor experience for over 130,000 guests.
- Construction of new features within the Gardens.

## **GENERAL REVENUE REQUEST**

**GARVAN WOODLAND GARDENS**  
**Bob Bledsoe, Executive Director**

---

The Arkansas Higher Education Coordinating Board has recommended \$1,200,000 in general revenue funds for Garvan Woodland Gardens. These funds will be used to further grow our outreach to the state and beyond through enhanced programmatic features, greater professional services and strategic long range planning. Funding would also include further refinement of the operations administration to build upon its world class status as a premiere botanical garden within the United States.

**PERSONNEL REQUEST**

No additional positions over authorized have been requested.

THIS PAGE INTENTIONALLY LEFT BLANK



# **THE DAVID AND BARBARA PRYOR CENTER FOR ARKANSAS ORAL AND VISUAL HISTORY**

## **Randy Dixon, Director**

---

### **ENABLING LAWS**

Act 210 of 2016

### **INSTITUTION HISTORY AND ORGANIZATION**

The David and Barbara Pryor Center for Arkansas Oral and Visual History is an oral history program with the mission to record audio and video interviews statewide about Arkansas history and culture, collect other organizations' recordings, organize these recordings into an archive and provide public access to the archive, primarily through the Center's web site. The Pryor Center is the state's only oral and visual history program with a statewide, 75-county mission to collect, preserve and share audio and moving image recordings of Arkansas history.

The Pryor Center archive has the largest audio and moving-image archive of Arkansas history in the state, and one of the largest state collections in the country. The archive currently consists of more than 900 audio and/or video interviews with Arkansans about Arkansas history; 20 historical events pertaining to Arkansans and Arkansas history; and 24,000 hours of videotape covering 6 decades of Arkansas history donated by ABC affiliate KATV, Channel 7, Little Rock. The collection grows annually by about 200 hours of new interview recordings.

The institutional goals of the Center include:

- Record interviews with Arkansans with a diverse population from all 75 counties.
- Train individuals and organizations to record their community's history for inclusion in the center's archive
- Collect historical audio and video recordings from other organizations that need archival assistance.
- Digitize and further process all materials to be placed in the center's digital archive.
- Provide all Arkansas students and teachers with primary resource materials from the center's archive.
- Provide public access to the entire digital archive electronically, primarily through the center's Web site.

Strategies for meeting the above goals include:

- Provide audio/video interview facilities to the public.
- Provide training sessions, guidelines, and forms in person and via the Web site.
- Collect, digitize and archive recordings donated by others, and provide digital copies to the donors.
- Digitize all analog recordings, add appropriate metadata, and place them in the center's digital archive.

**THE DAVID AND BARBARA PRYOR CENTER FOR ARKANSAS ORAL AND VISUAL HISTORY**  
**Randy Dixon, Director**

---

**GENERAL REVENUE REQUEST**

The Arkansas Higher Education Coordinating Board has recommended \$173,087 in general revenue funds for the Pryor Center. These funds will be used to assist in the digitization and preservation of archives and to further grow outreach to the State.

**PERSONNEL REQUEST**

No additional positions over authorized have been requested.

## **UNIVERSITY OF ARKANSAS RESEARCH AND TECHNOLOGY PARK**

### **Phillip Stafford, President**

---

#### **ENABLING LAWS:**

Act 210 of 2016

#### **INSTITUTION HISTORY AND ORGANIZATION**

The Arkansas Research and Technology Park (ARTP) is the focus of the University's efforts to improve the economic base of the State of Arkansas by working in cooperation with other economic development organizations of the state and northwest Arkansas region. In advancing the University's economic development mission, ARTP assists entrepreneurial University faculty in the transfer of technology for use by society including the commercial development of inventions, technology or other intellectual property including, where appropriate, the creation of new startup companies. In supporting the University's economic development mission, ARTP serves a vital role in providing access to research facilities and infrastructure necessary to nurture, grow and sustain technology-based companies. At present, the facility inventory at the ARTP includes approximately 36,000 square feet in the Engineering Research Center referred to as the GENESIS Technology Incubator, the 35,500 square foot Innovation Center and the 65,000 square foot Enterprise Center. However, over the life of the project, the ARTP is designed to create nearly 750,000 square feet of research and development capacity, housed in several buildings.

Achieving the University's goals in technology-based economic development also involves promoting the commercialization of inventions, discoveries, and processes devised by members of the University community and its affiliate companies (faculty, staff, students and tenants in the ARTP). University intellectual property is a natural outgrowth of basic research. As a result, the inventions represent very early-stage ideas that require further development to assess commercial applications and in many cases, the feasibility of transitioning to full-scale production. Therefore to commercialize university intellectual property at the highest value, it is necessary to perform additional studies to produce prototypes or conduct further laboratory trials aimed at optimizing methods of production. Specifically, the commercialization assistance program is proposed around the concept of awarding grants to enable inventors to reduce their inventions to practice and/or add value that will accelerate commercialization.

## **UNIVERSITY OF ARKANSAS RESEARCH AND TECHNOLOGY PARK**

### **Phillip Stafford, President**

---

ARTP is the region's only *knowledge community* focused on innovation and technology development in association with the University, and it is rapidly gaining recognition as the center of technology-based economic development. Consequently, with the addition of appropriate resources, ARTP can play an important role in accelerating the development of a vibrant community of affiliate companies in the ARTP that provide high-wage, high skill jobs for Arkansans. At build-out, the ARTP will create approximately 2,000 permanent jobs. The projected total impact of operating the ARTP on regional output is approximately \$1,569,000,000. The operation of the ARTP is expected to generate \$54,102,600 in state and local tax revenue over the life of the project.

#### **GENERAL REVENUE REQUEST**

The Arkansas Higher Education Coordinating Board has recommended \$250,000 in general revenue funds for the ARTP. These funds will be used to assist in the mission of the ARTP which is to stimulate the formulation of a knowledge-based economy in the State of Arkansas through partnerships that lead to new opportunities for learning and discovery, building and retaining a knowledge-based workforce, and spawning the development of new technologies that enrich the economic base of the state.

#### **PERSONNEL REQUEST**

No additional positions over authorized have been requested.

## **WORLD TRADE CENTER ARKANSAS**

### **W. Dan Hendrix, President and CEO**

---

#### **ENABLING LAWS**

Act 210 of 2016

#### **INSTITUTION HISTORY AND ORGANIZATION**

The mission of the World Trade Center Arkansas (WTC AR) is to partner with numerous firms across the state to establish and strengthen their global presence through comprehensive international business services, global connections and professional development and networking events. The WTC AR was founded in 2007 through the vision of former Congressman and current Senator John Boozman, and the collective efforts of University of Arkansas, Arkansas Economic Development Commission, Hunt Ventures, Governor's Office, and the City of Rogers. In 2007, the University of Arkansas became the World Trade Center Association licensee solidifying the WTC AR as the operator within the World Trade Centers Association. Similar entities include the Montana World Trade Center (an affiliate of the University of Montana), the World Trade Center Denver, and the World Trade Center Mississippi.

WTC AR's primary goal is increasing Arkansas's exports to Association of Southeast Asia Nations (ASEAN), Latin American countries, Africa, Canada, and the United Kingdom; thus, positively impacting the present trade deficit. The increased export activity will bolster the state's revenues, directly benefit women-owned and rural small businesses in Arkansas, and increase job growth. In addition, tourism from foreign visitors, along with export services and emerging technologies, increases export revenues. The WTC AR recently facilitated the establishment of the Malaysia International Alumni Chapter in Kuala Lumpur.

The WTC AR has significant organizational experience and capacity in participation in foreign trade missions and trips to increase exporting, providing translation services for small-business websites, designing international marketing media for small businesses, facilitating Arkansas businesses in international trade shows, and in providing education, professional development and certification assistance to small businesses.

**WORLD TRADE CENTER ARKANSAS**  
**W. Dan Hendrix, President and CEO**

---

**GENERAL REVENUE REQUEST**

The Arkansas Higher Education Coordinating Board has recommended \$250,000 in general revenue funds for the WTC AR. These funds will be used to assist in increasing Arkansas exports across the world which positively impacts the trade deficit while providing an economic boost to the state of Arkansas.

**PERSONNEL REQUEST**

No additional positions over authorized have been requested.

**INSTITUTION APPROPRIATION SUMMARY  
2017-2019 BIENNIUM**

INSTITUTION UNIVERSITY OF ARKANSAS FUND

APPROPRIATION	HISTORICAL DATA						INSTITUTION REQUEST & AHECB RECOMMENDATION							
	2015-2016		2016-17		2016-17		2017-18				2018-19			
	ACTUAL	POS	BUDGETED	POS	AUTHORIZED	POS	INST REQUEST	POS	AHECB REC	POS	INST REQUEST	POS	AHECB REC	POS
1 STATE TREASURY - UA, FAYETTEVILLE	127,215,951		127,385,790		178,909,390		190,017,933		190,017,933		194,008,309		194,008,309	
2 STATE TREASURY - UA SYSTEM & VARIOUS DIVISIONS	81,659,804		78,911,138		86,552,396		84,416,943		84,416,943		86,505,078		86,505,078	
3 STATE TREASURY - CJI	150,000		150,000		150,000		150,000		150,000		150,000		150,000	
4 STATE TREASURY - UA LAW SCHOOL	479,669		520,000		800,000		800,000		800,000		800,000		800,000	
5 STATE TREASURY - AREON	0		0		2,797,500		1,200,000		1,200,000		1,200,000		1,200,000	
6 STATE TREASURY - UAF GARVAN GARDENS	0		0		500,000		1,200,000		1,200,000		1,200,000		1,200,000	
7 STATE TREASURY - UAF PRYOR CENTER	0		0		250,000		173,087		173,087		173,087		173,087	
8 STATE TREASURY - UAF ELEC ENERGY ADVANCE, PROG.	0		0		800,000		800,000		800,000		800,000		800,000	
9 STATE TREASURY - UAF ARK. RESEARCH & TECH. PARK	0		0		250,000		250,000		250,000		250,000		250,000	
10 STATE TREASURY - UAF ARK. CENTERS FOR RURAL EDUCATION AND AUTISM AND RELATED DISABILITIES	0		0		2,500,000		2,500,000		2,500,000		2,500,000		2,500,000	
11 STATE TREASURY - UAF ARK. WORLD TRADE CENTER	0		0		252,588		250,000		250,000		252,588		252,588	
12 STATE TREASURY - UAF PARTNERS FOR INCLUSIVE COMMUNITIES	0		0		250,000		250,000		250,000		250,000		250,000	
13 STATE TREASURY - UA BUFFALO RIVER WATERSHED MONITORING	0		0		100,000		100,000		100,000		100,000		100,000	
14 TOBACCO - UA, FAYETTEVILLE	1,567,056		1,567,056		2,375,563		2,375,563		2,375,563		2,375,563		2,375,563	
15 TOBACCO - AGRI EXPERIMENT STATION	1,567,056		1,567,056		2,415,432		2,415,432		2,415,432		2,415,432		2,415,432	
16 CASH - UA, FAYETTEVILLE	490,442,077		704,037,232		704,037,232		897,364,000		897,364,000		1,036,683,000		1,036,683,000	
17 CASH - UA SYSTEM & VARIOUS DIVISIONS	69,725,872		222,109,624		222,109,624		222,109,624		222,109,624		222,109,624		222,109,624	
18 CASH - SOILS TESTING	1,321,576		3,750,000		3,750,000		3,750,000		3,750,000		3,750,000		3,750,000	
19 CASH - AREON	3,032,092		55,003,500		55,003,500		55,003,500		55,003,500		55,003,500		55,003,500	
20 TOTAL	\$777,161,152	6,009	\$1,195,001,396	6,852	\$1,263,803,225	7,487	\$1,465,126,082	7,577	\$1,465,126,082	7,575	\$1,610,526,181	7,577	\$1,610,526,181	7,575
FUNDING SOURCES		%		%				%		%		%		%
21 PRIOR YEAR FUND BALANCE*	2,797,804	0%	0	0%			0	0%	0	0%	0	0%	0	0%
22 GENERAL REVENUE	190,203,303	24%	190,203,302	16%			263,914,337	18%	263,914,337	18%	269,995,436	17%	269,995,436	17%
23 EDUCATIONAL EXCELLENCE TRUST FUND	15,445,856	2%	16,093,626	1%			16,093,626	1%	16,093,626	1%	16,093,626	1%	16,093,626	1%
24 WORKFORCE 2000	0	0%	0	0%			0	0%	0	0%	0	0%	0	0%
25 CASH FUNDS	536,791,025	69%	959,900,356	80%			1,153,227,124	79%	1,153,227,124	79%	1,292,546,124	80%	1,292,546,124	80%
26 SPECIAL REVENUES		0%		0%				0%	0	0%		0%	0	0%
27 FEDERAL FUNDS	24,932,792	3%	25,000,000	2%			25,000,000	2%	25,000,000	2%	25,000,000	2%	25,000,000	2%
28 TOBACCO SETTLEMENT FUNDS	3,134,112	0%	3,134,112	0%			4,790,995	0%	4,790,995	0%	4,790,995	0%	4,790,995	0%
29 OTHER FUNDS	3,856,261	0%	670,000	0%			2,100,000	0%	2,100,000	0%	2,100,000	0%	2,100,000	0%
30 TOTAL INCOME	\$777,161,152	100%	\$1,195,001,396	100%			\$1,465,126,082	100%	\$1,465,126,082	100%	\$1,610,526,181	100%	\$1,610,526,181	100%
31 EXCESS (FUNDING)/APPROPRIATION	\$0		\$0				\$0		\$0		\$0		\$0	

UNRESTRICTED EDUCATIONAL & GENERAL FUND BALANCE AS OF JUNE 30, 2016:	\$147,090,940
LESS RESERVES FOR:	
ACCOUNTS RECEIVABLE	\$17,053,336
INVENTORIES	\$5,634,199
YEAR-END ENCUMBRANCES NOT YET RECORDED AS LIABILITIES	
INSURANCE DEDUCTIBLES	
MAJOR CRITICAL SYSTEMS FAILURES	
60 DAYS OF SALARIES & BENEFITS (CASH FLOW PURPOSES)	\$57,302,447
RESERVE FOR SPECIFIC ITEM (SOFTWARE, EQUIPMENT, ETC.)	
OTHER (FOOTNOTE BELOW)	
UNRESERVED EDUCATIONAL & GENERAL FUND BALANCE	\$67,100,958

\*Line 12 Prior Year Fund Balance includes only the portion of the fund balance needed to balance that fiscal year's budget.

**SUMMARY OF UNRESTRICTED EDUCATIONAL AND GENERAL CURRENT FUND EXPENDITURES AND INCOME  
AND AHECB GENERAL REVENUE RECOMMENDATIONS  
FOR THE 2017-2019 BIENNIUM (Non-Formula Entities)**

UNIVERSITY OF ARKANSAS SYSTEM OFFICE

NAME OF INSTITUTION

EXPENDITURE CATEGORIES	2015-2016 ACTUAL	2016-2017 BUDGETED *	2017-19 INSTITUTIONAL REQUESTS / AHECB RECOMMENDATIONS			
			2017-2018		2018-2019	
			REQUEST	RECOMMENDATION	REQUEST	RECOMMENDATION
1 REGULAR SALARIES	4,961,820	6,709,377	6,933,654	6,933,654	7,040,372	7,040,372
2 PERSONAL SERVICES MATCHING	1,348,788	1,924,247	1,986,325	1,986,325	2,015,289	2,015,289
3 EXTRA HELP WAGES	21,951	20,000	20,000	20,000	20,000	20,000
4 OPERATING EXPENSES	4,154,060	2,973,281	3,237,222	3,237,222	3,260,484	3,260,484
5 DEBT SERVICE	50,607	50,607	50,607	50,607	50,607	50,607
6						
7						
8						
9						
10						
11						
12						
13 MANDATORY TRANSFERS	50,720					
14 AUXILIARY TRANSFERS						
15 NON-MANDATORY TRANSFERS						
16 TOTAL UNREST. E&G EXP.	\$10,587,946	\$11,677,512	\$12,227,808	\$12,227,808	\$12,386,752	\$12,386,752
17 NET LOCAL INCOME	3,898,151	7,976,317	8,192,235	8,192,235	8,272,422	8,272,422
18 PRIOR YEAR BALANCE***						
STATE FUNDS:						
19 GENERAL REVENUE	3,417,950	3,417,950	3,752,328	3,752,328	3,831,085	3,831,085
20 EDUCATIONAL EXCELLENCE	271,845	283,245	283,245	283,245	283,245	283,245
21 WORKFORCE 2000						
22 TOBACCO SETTLEMENT FUNDS						
23 OTHER STATE FUNDS **	3,000,000					
24 TOTAL SOURCES OF INCOME	\$10,587,946	\$11,677,512	\$12,227,808	\$12,227,808	\$12,386,752	\$12,386,752

FORM BR-2 Nonformula

\* The amounts for Revenue Stabilization Act, Educational Excellence Trust Fund, and Workforce 2000 are based on the DF&A forecast.

\*\* Funds received for operating purposes from state appropriations other than RSA, EETF, and WF2000 (e.g. General Improvement) should be reported on Line 23 "Other State Funds" and identified in a footnote.

\*\*\*Line 18 Prior Year Fund Balance includes only the portion of the fund balance needed to balance that fiscal year's budget.

NOTE: Line 23 Other State Treasury Funds are from GIF Fund Act 1147 Rainy Day Funds.



**SUMMARY OF UNRESTRICTED EDUCATIONAL AND GENERAL CURRENT FUND EXPENDITURES AND INCOME  
AND AHECB GENERAL REVENUE RECOMMENDATIONS  
FOR THE 2017-2019 BIENNIUM (Non-Formula Entities)**

UNIVERSITY OF ARKANSAS - DIVISION OF AGRICULTURE

NAME OF INSTITUTION

EXPENDITURE CATEGORIES	2015-2016 ACTUAL	2016-2017 BUDGETED *	2017-19 INSTITUTIONAL REQUESTS / AHECB RECOMMENDATIONS			
			2017-2018		2018-2019	
			REQUEST	RECOMMENDATION	REQUEST	RECOMMENDATION
1 REGULAR SALARIES	48,685,097	50,947,940	49,301,294	49,301,294	50,243,842	50,243,842
2 PERSONAL SERVICES MATCHING	14,343,318	15,233,000	18,198,449	18,198,449	18,602,398	18,602,398
3 EXTRA HELP WAGES	18,037,848	15,631,417	18,384,414	18,384,414	18,884,414	18,884,414
4 OPERATING EXPENSES						
5						
6						
7						
8						
9						
10						
11						
12						
13 MANDATORY TRANSFERS	4,829					
14 AUXILIARY TRANSFERS						
15 NON-MANDATORY TRANSFERS	(108,660)	890,000				
16 TOTAL UNREST. E&G EXP.	\$80,962,432	\$82,702,357	\$85,884,157	\$85,884,157	\$87,730,655	\$87,730,655
17 NET LOCAL INCOME	14,402,421	13,404,000	13,404,000	13,404,000	13,404,000	13,404,000
18 PRIOR YEAR BALANCE***						
STATE FUNDS:						
19 GENERAL REVENUE	62,800,138	62,800,138	66,659,090	66,659,090	68,505,588	68,505,588
20 EDUCATIONAL EXCELLENCE	5,586,768	5,821,067	5,821,067	5,821,067	5,821,067	5,821,067
21 WORKFORCE 2000						
22 TOBACCO SETTLEMENT FUNDS						
23 OTHER STATE FUNDS **		3,027,000				
24 TOTAL SOURCES OF INCOME	\$82,789,327	\$85,052,205	\$85,884,157	\$85,884,157	\$87,730,655	\$87,730,655

FORM BR-2 Nonformula

\* The amounts for Revenue Stabilization Act, Educational Excellence Trust Fund, and Workforce 2000 are based on the DF&A forecast.

\*\* Funds received for operating purposes from state appropriations other than RSA, EETF, and WF2000 (e.g. General Improvement) should be reported on Line 23 "Other State Funds" and identified in a footnote.

\*\*\*Line 18 Prior Year Fund Balance includes only the portion of the fund balance needed to balance that fiscal year's budget.

Note: Line 23 Other State Funds - consist of \$3,000,000 in Rainy Day funds and \$27,000 for 4-H.

**SUMMARY OF UNRESTRICTED EDUCATIONAL AND GENERAL CURRENT FUND EXPENDITURES AND INCOME  
AND AHECB GENERAL REVENUE RECOMMENDATIONS  
FOR THE 2017-2019 BIENNIUM (Non-Formula Entities)**

ARK RESEARCH & EDUCATION OPTICAL NETWORK

NAME OF INSTITUTION

EXPENDITURE CATEGORIES	2015-2016 ACTUAL	2016-2017 BUDGETED *	2017-19 INSTITUTIONAL REQUESTS / AHECB RECOMMENDATIONS			
			2017-2018		2018-2019	
			REQUEST	RECOMMENDATION	REQUEST	RECOMMENDATION
1 RESEARCH	3,032,092	3,995,542	5,646,542	5,646,542	5,646,542	5,646,542
2						
3						
4						
5						
6						
7						
8						
9						
10						
11						
12						
13 MANDATORY TRANSFERS						
14 AUXILIARY TRANSFERS						
15 NON-MANDATORY TRANSFERS						
16 TOTAL UNREST. E&G EXP.	\$3,032,092	\$3,995,542	\$5,646,542	\$5,646,542	\$5,646,542	\$5,646,542
17 NET LOCAL INCOME	3,236,743	3,995,542	4,446,542	4,446,542	4,446,542	4,446,542
18 PRIOR YEAR BALANCE***						
STATE FUNDS:						
19 GENERAL REVENUE	0	0	1,200,000	1,200,000	1,200,000	1,200,000
20 EDUCATIONAL EXCELLENCE						
21 WORKFORCE 2000						
22 TOBACCO SETTLEMENT FUNDS						
23 OTHER STATE FUNDS **						
24 TOTAL SOURCES OF INCOME	\$3,236,743	\$3,995,542	\$5,646,542	\$5,646,542	\$5,646,542	\$5,646,542

FORM BR-2 Nonformula

\* The amounts for Revenue Stabilization Act, Educational Excellence Trust Fund, and Workforce 2000 are based on the DF&A forecast.

\*\* Funds received for operating purposes from state appropriations other than RSA, EETF, and WF2000 (e.g. General Improvement) should be reported on Line 23 "Other State Funds" and identified in a footnote.

\*\*\*Line 18 Prior Year Fund Balance includes only the portion of the fund balance needed to balance that fiscal year's budget.

**SUMMARY OF UNRESTRICTED EDUCATIONAL AND GENERAL CURRENT FUND EXPENDITURES AND INCOME  
AND AHECB GENERAL REVENUE RECOMMENDATIONS  
FOR THE 2017-2019 BIENNIUM (Non-Formula Entities)**

ARKANSAS ARCHEOLOGICAL SURVEY

NAME OF INSTITUTION

EXPENDITURE CATEGORIES	2015-2016 ACTUAL	2016-2017 BUDGETED *	2017-19 INSTITUTIONAL REQUESTS / AHECB RECOMMENDATIONS			
			2017-2018		2018-2019	
			REQUEST	RECOMMENDATION	REQUEST	RECOMMENDATION
1 SALARIES AND WAGES	1,586,627	1,669,103	1,761,827	1,761,827	1,798,761	1,798,761
2 STAFF BENEFITS	441,009	470,896	505,819	505,819	516,423	516,423
3 MAINTENANCE AND OPERATIONS	370,854	351,759	365,886	365,886	373,570	373,570
4						
5						
6						
7						
8						
9						
10						
11						
12						
13 MANDATORY TRANSFERS						
14 AUXILIARY TRANSFERS						
15 NON-MANDATORY TRANSFERS						
16 TOTAL UNREST. E&G EXP.	\$2,398,490	\$2,491,758	\$2,633,532	\$2,633,532	\$2,688,754	\$2,688,754
17 NET LOCAL INCOME	27,218	24,364	33,591	33,591	37,258	37,258
18 PRIOR YEAR BALANCE***						
STATE FUNDS:						
19 GENERAL REVENUE	2,327,380	2,327,380	2,459,927	2,459,927	2,511,482	2,511,482
20 EDUCATIONAL EXCELLENCE	134,378	140,014	140,014	140,014	140,014	140,014
21 WORKFORCE 2000						
22 TOBACCO SETTLEMENT FUNDS						
23 OTHER STATE FUNDS **						
24 TOTAL SOURCES OF INCOME	\$2,488,976	\$2,491,758	\$2,633,532	\$2,633,532	\$2,688,754	\$2,688,754

FORM BR-2 Nonformula

\* The amounts for Revenue Stabilization Act, Educational Excellence Trust Fund, and Workforce 2000 are based on the DF&A forecast.

\*\* Funds received for operating purposes from state appropriations other than RSA, EETF, and WF2000 (e.g. General Improvement) should be reported on Line 23 "Other State Funds" and identified in a footnote.

\*\*\*Line 18 Prior Year Fund Balance includes only the portion of the fund balance needed to balance that fiscal year's budget.

**SUMMARY OF UNRESTRICTED EDUCATIONAL AND GENERAL CURRENT FUND EXPENDITURES AND INCOME  
AND AHECB GENERAL REVENUE RECOMMENDATIONS  
FOR THE 2017-2019 BIENNIUM (Non-Formula Entities)**

UNIVERSITY OF ARKANSAS CLINTON SCHOOL OF PUBLIC SERVICE

NAME OF INSTITUTION

EXPENDITURE CATEGORIES	2015-2016 ACTUAL	2016-2017 BUDGETED *	2017-19 INSTITUTIONAL REQUESTS / AHECB RECOMMENDATIONS			
			2017-2018		2018-2019	
			REQUEST	RECOMMENDATION	REQUEST	RECOMMENDATION
1 SALARIES - NONCLASSIFIED	1,627,933	1,659,747	1,755,824	1,755,824	1,782,641	1,782,641
2 EXTRA HELP	98,249	90,623	99,312	99,312	99,312	99,312
3 STAFF BENEFITS	416,299	480,235	509,743	509,743	517,427	517,427
4 SCHOLARSHIPS	380,000	320,000	328,000	328,000	336,000	336,000
5 MAINTENANCE AND OPERATIONS	439,381	354,970	365,903	365,903	374,826	374,826
6						
7						
8						
9						
10						
11						
12						
13 MANDATORY TRANSFERS						
14 AUXILIARY TRANSFERS						
15 NON-MANDATORY TRANSFERS						
16 TOTAL UNREST. E&G EXP.	\$2,961,862	\$2,905,575	\$3,058,782	\$3,058,782	\$3,110,206	\$3,110,206
17 NET LOCAL INCOME	591,287	610,000	610,000	610,000	610,000	610,000
18 PRIOR YEAR BALANCE***						
STATE FUNDS:						
19 GENERAL REVENUE	2,295,575	2,295,575	2,448,782	2,448,782	2,500,206	2,500,206
20 EDUCATIONAL EXCELLENCE						
21 WORKFORCE 2000						
22 TOBACCO SETTLEMENT FUNDS						
23 OTHER STATE FUNDS **	75,000					
24 TOTAL SOURCES OF INCOME	\$2,961,862	\$2,905,575	\$3,058,782	\$3,058,782	\$3,110,206	\$3,110,206

FORM BR-2 Nonformula

\* The amounts for Revenue Stabilization Act, Educational Excellence Trust Fund, and Workforce 2000 are based on the DF&A forecast.

\*\* Funds received for operating purposes from state appropriations other than RSA, EETF, and WF2000 (e.g. General Improvement) should be reported on Line 23 "Other State Funds" and identified in a footnote.

\*\*\*Line 18 Prior Year Fund Balance includes only the portion of the fund balance needed to balance that fiscal year's budget.

**SUMMARY OF UNRESTRICTED EDUCATIONAL AND GENERAL CURRENT FUND EXPENDITURES AND INCOME  
AND AHECB GENERAL REVENUE RECOMMENDATIONS  
FOR THE 2017-2019 BIENNIUM (Non-Formula Entities)**

CRIMINAL JUSTICE INSTITUTE

NAME OF INSTITUTION

EXPENDITURE CATEGORIES	2015-2016 ACTUAL	2016-2017 BUDGETED *	2017-19 INSTITUTIONAL REQUESTS / AHECB RECOMMENDATIONS			
			2017-2018		2018-2019	
			REQUEST	RECOMMENDATION	REQUEST	RECOMMENDATION
1 PUBLIC SERVICE	2,358,222	2,897,572	3,570,294	3,570,294	3,630,195	3,630,195
2						
3						
4						
5						
6						
7						
8						
9						
10						
11						
12						
13 MANDATORY TRANSFERS						
14 AUXILIARY TRANSFERS						
15 NON-MANDATORY TRANSFERS	260,664					
16 TOTAL UNREST. E&G EXP.	\$2,618,886	\$2,897,572	\$3,570,294	\$3,570,294	\$3,630,195	\$3,630,195
17 NET LOCAL INCOME	325,901	281,351	281,351	281,351	281,351	281,351
18 PRIOR YEAR BALANCE***	317,216	640,452	286,453	286,453	286,453	286,453
STATE FUNDS:						
19 GENERAL REVENUE	1,825,769	1,825,769	2,852,490	2,852,490	2,912,391	2,912,391
20 EDUCATIONAL EXCELLENCE						
21 WORKFORCE 2000						
22 TOBACCO SETTLEMENT FUNDS						
23 OTHER STATE FUNDS **	150,000	150,000	150,000	150,000	150,000	150,000
24 TOTAL SOURCES OF INCOME	\$2,618,886	\$2,897,572	\$3,570,294	\$3,570,294	\$3,630,195	\$3,630,195

FORM BR-2 Nonformula

\* The amounts for Revenue Stabilization Act, Educational Excellence Trust Fund, and Workforce 2000 are based on the DF&A forecast.

\*\* Funds received for operating purposes from state appropriations other than RSA, EETF, and WF2000 (e.g. General Improvement) should be reported on Line 23 "Other State Funds" and identified in a footnote.

\*\*\*Line 18 Prior Year Fund Balance includes only the portion of the fund balance needed to balance that fiscal year's budget.

NOTES: Line 17 Net Local Income - Indirect Costs earned on State and Federal Funds  
Line 18 Prior Year Balance - FY16--Budgeted Fund Balance  
FY17--Budgeted Fund Balance--\$286,453, Attorney General Funds--\$303,999, SSAFF--Rx Investigator Program--\$50,000  
FY18 and FY19--Budgeted Fund Balance  
Line 23 Other State Funds - Special State Assets Forfeiture Funds

**SUMMARY OF UNRESTRICTED EDUCATIONAL AND GENERAL CURRENT FUND EXPENDITURES AND INCOME  
AND AHECB GENERAL REVENUE RECOMMENDATIONS  
FOR THE 2017-2019 BIENNIUM (Non-Formula Entities)**

UAF GARVAN WOODLAND GARDENS

NAME OF INSTITUTION

EXPENDITURE CATEGORIES	2015-2016 ACTUAL	2016-2017 BUDGETED *	2017-19 INSTITUTIONAL REQUESTS / AHECB RECOMMENDATIONS			
			2017-2018		2018-2019	
			REQUEST	RECOMMENDATION	REQUEST	RECOMMENDATION
1 PUBLIC SERVICE	3,052,502	3,405,689	4,605,689	4,605,689	4,605,689	4,605,689
2						
3						
4						
5						
6						
7						
8						
9						
10						
11						
12						
13 MANDATORY TRANSFERS						
14 AUXILIARY TRANSFERS						
15 NON-MANDATORY TRANSFERS						
16 TOTAL UNREST. E&G EXP.	\$3,052,502	\$3,405,689	\$4,605,689	\$4,605,689	\$4,605,689	\$4,605,689
17 NET LOCAL INCOME	3,052,502	3,405,689	3,405,689	3,405,689	3,405,689	3,405,689
18 PRIOR YEAR BALANCE***						
STATE FUNDS:						
19 GENERAL REVENUE	0	0	1,200,000	1,200,000	1,200,000	1,200,000
20 EDUCATIONAL EXCELLENCE						
21 WORKFORCE 2000						
22 TOBACCO SETTLEMENT FUNDS						
23 OTHER STATE FUNDS **						
24 TOTAL SOURCES OF INCOME	\$3,052,502	\$3,405,689	\$4,605,689	\$4,605,689	\$4,605,689	\$4,605,689

FORM BR-2 Nonformula

\* The amounts for Revenue Stabilization Act, Educational Excellence Trust Fund, and Workforce 2000 are based on the DF&A forecast.

\*\* Funds received for operating purposes from state appropriations other than RSA, EETF, and WF2000 (e.g. General Improvement) should be reported on Line 23 "Other State Funds" and identified in a footnote.

\*\*\*Line 18 Prior Year Fund Balance includes only the portion of the fund balance needed to balance that fiscal year's budget.

**SUMMARY OF UNRESTRICTED EDUCATIONAL AND GENERAL CURRENT FUND EXPENDITURES AND INCOME  
AND AHECB GENERAL REVENUE RECOMMENDATIONS  
FOR THE 2017-2019 BIENNIUM (Non-Formula Entities)**

UAF PRYOR CNTR FOR ARK. ORAL & VISUAL HIST.

NAME OF INSTITUTION

EXPENDITURE CATEGORIES	2015-2016 ACTUAL	2016-2017 BUDGETED *	2017-19 INSTITUTIONAL REQUESTS / AHECB RECOMMENDATIONS			
			2017-2018		2018-2019	
			REQUEST	RECOMMENDATION	REQUEST	RECOMMENDATION
1 ACADEMIC SUPPORT	518,271	1,041,907	1,267,089	1,267,089	1,321,789	1,321,789
2						
3						
4						
5						
6						
7						
8						
9						
10						
11						
12						
13 MANDATORY TRANSFERS						
14 AUXILIARY TRANSFERS						
15 NON-MANDATORY TRANSFERS						
16 TOTAL UNREST. E&G EXP.	\$518,271	\$1,041,907	\$1,267,089	\$1,267,089	\$1,321,789	\$1,321,789
17 NET LOCAL INCOME	518,271	1,041,907	1,094,002	1,094,002	1,148,702	1,148,702
18 PRIOR YEAR BALANCE***						
STATE FUNDS:						
19 GENERAL REVENUE	0	0	173,087	173,087	173,087	173,087
20 EDUCATIONAL EXCELLENCE						
21 WORKFORCE 2000						
22 TOBACCO SETTLEMENT FUNDS						
23 OTHER STATE FUNDS **						
24 TOTAL SOURCES OF INCOME	\$518,271	\$1,041,907	\$1,267,089	\$1,267,089	\$1,321,789	\$1,321,789

FORM BR-2 Nonformula

\* The amounts for Revenue Stabilization Act, Educational Excellence Trust Fund, and Workforce 2000 are based on the DF&A forecast.

\*\* Funds received for operating purposes from state appropriations other than RSA, EETF, and WF2000 (e.g. General Improvement) should be reported on Line 23 "Other State Funds" and identified in a footnote.

\*\*\*Line 18 Prior Year Fund Balance includes only the portion of the fund balance needed to balance that fiscal year's budget.

**SUMMARY OF UNRESTRICTED EDUCATIONAL AND GENERAL CURRENT FUND EXPENDITURES AND INCOME  
AND AHECB GENERAL REVENUE RECOMMENDATIONS  
FOR THE 2017-2019 BIENNIUM (Non-Formula Entities)**

UAF RESEARCH & TECHNOLOGY PARK

NAME OF INSTITUTION

EXPENDITURE CATEGORIES	2015-2016 ACTUAL	2016-2017 BUDGETED *	2017-19 INSTITUTIONAL REQUESTS / AHECB RECOMMENDATIONS			
			2017-2018		2018-2019	
			REQUEST	RECOMMENDATION	REQUEST	RECOMMENDATION
1 PUBLIC SERVICE	0	0	250,000	250,000	250,000	250,000
2						
3						
4						
5						
6						
7						
8						
9						
10						
11						
12						
13 MANDATORY TRANSFERS						
14 AUXILIARY TRANSFERS						
15 NON-MANDATORY TRANSFERS						
16 TOTAL UNREST. E&G EXP.	\$0	\$0	\$250,000	\$250,000	\$250,000	\$250,000
17 NET LOCAL INCOME						
18 PRIOR YEAR BALANCE***						
STATE FUNDS:						
19 GENERAL REVENUE	0	0	250,000	250,000	250,000	250,000
20 EDUCATIONAL EXCELLENCE						
21 WORKFORCE 2000						
22 TOBACCO SETTLEMENT FUNDS						
23 OTHER STATE FUNDS **						
24 TOTAL SOURCES OF INCOME	\$0	\$0	\$250,000	\$250,000	\$250,000	\$250,000

FORM BR-2 Nonformula

\* The amounts for Revenue Stabilization Act, Educational Excellence Trust Fund, and Workforce 2000 are based on the DF&A forecast.

\*\* Funds received for operating purposes from state appropriations other than RSA, EETF, and WF2000 (e.g. General Improvement) should be reported on Line 23 "Other State Funds" and identified in a footnote.

\*\*\*Line 18 Prior Year Fund Balance includes only the portion of the fund balance needed to balance that fiscal year's budget.



**SUMMARY OF UNRESTRICTED EDUCATIONAL AND GENERAL CURRENT FUND EXPENDITURES AND INCOME  
AND AHECB GENERAL REVENUE RECOMMENDATIONS  
FOR THE 2017-2019 BIENNIUM (Non-Formula Entities)**

UAF ARK CENTERS FOR RURAL EDUCATION IN AUTISM AND RELATED DISABILITIES

NAME OF INSTITUTION

EXPENDITURE CATEGORIES	2015-2016 ACTUAL	2016-2017 BUDGETED *	2017-19 INSTITUTIONAL REQUESTS / AHECB RECOMMENDATIONS			
			2017-2018		2018-2019	
			REQUEST	RECOMMENDATION	REQUEST	RECOMMENDATION
1 PUBLIC SERVICE	0	0	2,500,000	2,500,000	2,500,000	2,500,000
2						
3						
4						
5						
6						
7						
8						
9						
10						
11						
12						
13 MANDATORY TRANSFERS						
14 AUXILIARY TRANSFERS						
15 NON-MANDATORY TRANSFERS						
16 TOTAL UNREST. E&G EXP.	\$0	\$0	\$2,500,000	\$2,500,000	\$2,500,000	\$2,500,000
17 NET LOCAL INCOME						
18 PRIOR YEAR BALANCE***						
STATE FUNDS:						
19 GENERAL REVENUE	0	0	2,500,000	2,500,000	2,500,000	2,500,000
20 EDUCATIONAL EXCELLENCE						
21 WORKFORCE 2000						
22 TOBACCO SETTLEMENT FUNDS						
23 OTHER STATE FUNDS **						
24 TOTAL SOURCES OF INCOME	\$0	\$0	\$2,500,000	\$2,500,000	\$2,500,000	\$2,500,000

FORM BR-2 Nonformula

\* The amounts for Revenue Stabilization Act, Educational Excellence Trust Fund, and Workforce 2000 are based on the DF&A forecast.

\*\* Funds received for operating purposes from state appropriations other than RSA, EETF, and WF2000 (e.g. General Improvement) should be reported on Line 23 "Other State Funds" and identified in a footnote.

\*\*\*Line 18 Prior Year Fund Balance includes only the portion of the fund balance needed to balance that fiscal year's budget.

**SUMMARY OF UNRESTRICTED EDUCATIONAL AND GENERAL CURRENT FUND EXPENDITURES AND INCOME  
AND AHECB GENERAL REVENUE RECOMMENDATIONS  
FOR THE 2017-2019 BIENNIUM (Non-Formula Entities)**

UAF WORLD TRADE CENTER

NAME OF INSTITUTION

EXPENDITURE CATEGORIES	2015-2016 ACTUAL	2016-2017 BUDGETED *	2017-19 INSTITUTIONAL REQUESTS / AHECB RECOMMENDATIONS			
			2017-2018		2018-2019	
			REQUEST	RECOMMENDATION	REQUEST	RECOMMENDATION
1 PUBLIC SERVICE	759,993	1,015,914	1,316,710	1,316,710	1,372,633	1,372,633
2						
3						
4						
5						
6						
7						
8						
9						
10						
11						
12						
13 MANDATORY TRANSFERS						
14 AUXILIARY TRANSFERS						
15 NON-MANDATORY TRANSFERS						
16 TOTAL UNREST. E&G EXP.	\$759,993	\$1,015,914	\$1,316,710	\$1,316,710	\$1,372,633	\$1,372,633
17 NET LOCAL INCOME	759,993	1,015,914	1,066,710	1,066,710	1,120,045	1,120,045
18 PRIOR YEAR BALANCE***						
STATE FUNDS:						
19 GENERAL REVENUE	0	0	250,000	250,000	252,588	252,588
20 EDUCATIONAL EXCELLENCE						
21 WORKFORCE 2000						
22 TOBACCO SETTLEMENT FUNDS						
23 OTHER STATE FUNDS **						
24 TOTAL SOURCES OF INCOME	\$759,993	\$1,015,914	\$1,316,710	\$1,316,710	\$1,372,633	\$1,372,633

FORM BR-2 Nonformula

\* The amounts for Revenue Stabilization Act, Educational Excellence Trust Fund, and Workforce 2000 are based on the DF&A forecast.

\*\* Funds received for operating purposes from state appropriations other than RSA, EETF, and WF2000 (e.g. General Improvement) should be reported on Line 23 "Other State Funds" and identified in a footnote.

\*\*\*Line 18 Prior Year Fund Balance includes only the portion of the fund balance needed to balance that fiscal year's budget.

**APPROPRIATION ACT FORM - STATE TREASURY  
2017-2019 BIENNIUM**

FUND CAA0100

INSTITUTION UNIVERSITY OF ARKANSAS, FAYETTEVILLE

APPROPRIATION 534

DESCRIPTION	ACTUAL 2015-2016	BUDGETED 2016-2017	AUTHORIZED APPROPRIATION 2016-2017	INSTITUTIONAL REQUEST / AHECB RECOMMENDATION		LEGISLATIVE RECOMMENDATION	
				2017-2018	2018-2019	2017-2018	2018-2019
1 REGULAR SALARIES	100,000,000	100,000,000	131,000,000	139,133,833	142,055,643		
2 EXTRA HELP WAGES							
3 OVERTIME							
4 PERSONAL SERVICES MATCHING	20,000,000	20,000,000	30,000,000	31,862,710	32,531,827		
5 OPERATING EXPENSES	5,139,101	5,308,940	15,832,540	16,815,588	17,168,715		
6 CONFERENCE FEES & TRAVEL	0	0	0	0	0		
7 PROFESSIONAL FEES AND SERVICES	0	0	0	0	0		
8 CAPITAL OUTLAY	0	0	0	0	0		
9 FUNDED DEPRECIATION	2,076,850	2,076,850	2,076,850	2,205,802	2,252,124		
10							
11							
12							
13 TOTAL APPROPRIATION	\$127,215,951	\$127,385,790	\$178,909,390	\$190,017,933	\$194,008,309	\$0	\$0
14 PRIOR YEAR FUND BALANCE**	4						
15 GENERAL REVENUE	117,536,490	117,536,490		180,168,633	184,159,009		
16 EDUCATIONAL EXCELLENCE TRUST FUND	9,452,865	9,849,300		9,849,300	9,849,300		
17 SPECIAL REVENUES * [WF2000]							
18 FEDERAL FUNDS IN STATE TREASURY							
19 TOBACCO SETTLEMENT FUNDS							
20 OTHER STATE TREASURY FUNDS	226,592						
21 TOTAL INCOME	\$127,215,951	\$127,385,790		\$190,017,933	\$194,008,309	\$0	\$0
22 EXCESS (FUNDING)/APPROPRIATION	\$0	\$0		\$0	\$0	\$0	\$0

\* Report WF2000 funds on line 17 - "Special Revenues".

FORM BR-3

\*\*Line 14 Prior Year Fund Balance includes only the portion of the fund balance needed to balance that fiscal year's budget.

NOTE: Line 20 "Other State Treasury Funds" are Tuition Adj. Funds (\$25,148), Gas Lease funds (\$61), FVD0000 Agency 0610 funds (\$102,883), Claims Commission Charge (negative \$1,500) and CJI Asset Forfeiture that was put into UA FAY (\$100,000).

**APPROPRIATION ACT FORM - STATE TREASURY  
2017-2019 BIENNIUM**

FUND CAA1000 & CAA1300

INSTITUTION UNIVERSITY OF ARKANSAS SYSTEM AND VARIOUS DIVISIONS

APPROPRIATION N51

DESCRIPTION	ACTUAL 2015-2016	BUDGETED 2016-2017	AUTHORIZED APPROPRIATION 2016-2017	INSTITUTIONAL REQUEST / AHECB RECOMMENDATION		LEGISLATIVE RECOMMENDATION	
				2017-2018	2018-2019	2017-2018	2018-2019
1 REGULAR SALARIES	61,000,000	59,590,000	61,000,000	62,000,000	62,500,000		
2 EXTRA HELP WAGES							
3 OVERTIME							
4 PERSONAL SERVICES MATCHING	15,700,000	15,601,819	18,000,000	16,416,943	16,875,000		
5 OPERATING EXPENSES	4,959,804	3,719,319	7,552,396	6,000,000	7,130,078		
6 CONFERENCE FEES & TRAVEL	0	0	0	0	0		
7 PROFESSIONAL FEES AND SERVICES	0	0	0	0	0		
8 CAPITAL OUTLAY	0	0	0	0	0		
9 FUNDED DEPRECIATION							
10							
11							
12							
13 TOTAL APPROPRIATION	\$81,659,804	\$78,911,138	\$86,552,396	\$84,416,943	\$86,505,078	\$0	\$0
14 PRIOR YEAR FUND BALANCE**							
15 GENERAL REVENUE	72,666,813	72,666,812		78,172,617	80,260,752		
16 EDUCATIONAL EXCELLENCE TRUST FUND	5,992,991	6,244,326		6,244,326	6,244,326		
17 SPECIAL REVENUES * [WF2000]							
18 FEDERAL FUNDS IN STATE TREASURY							
19 TOBACCO SETTLEMENT FUNDS							
20 OTHER STATE TREASURY FUNDS	3,000,000						
21 TOTAL INCOME	\$81,659,804	\$78,911,138		\$84,416,943	\$86,505,078	\$0	\$0
22 EXCESS (FUNDING)/APPROPRIATION	\$0	\$0		\$0	\$0	\$0	\$0

\* Report WF2000 funds on line 17 - "Special Revenues".

FORM BR-3

\*\*Line 14 Prior Year Fund Balance includes only the portion of the fund balance needed to balance that fiscal year's budget.

Allocations:	2017-18	2018-19
SYSTEM ADMINISTRATION	4,035,573	4,114,330
DIVISION OF AGRICULTURE	72,480,157	74,326,655
CRIMINAL JUSTICE INSTITUTE	2,852,490	2,912,391
ARCHEOLOGICAL SURVEY	2,599,941	2,651,496
CLINTON SCHOOL	2,448,782	2,500,206
	<u>84,416,943</u>	<u>86,505,078</u>

**APPROPRIATION ACT FORM - STATE TREASURY  
2017-2019 BIENNIUM**

FUND CAA1100

INSTITUTION CRIMINAL JUSTICE INSTITUTE

APPROPRIATION N52

DESCRIPTION	ACTUAL 2015-2016	BUDGETED 2016-2017	AUTHORIZED APPROPRIATION 2016-2017	INSTITUTIONAL REQUEST / AHECB RECOMMENDATION		LEGISLATIVE RECOMMENDATION	
				2017-2018	2018-2019	2017-2018	2018-2019
1 ILLICT DRUG EDUCATION & TRAINING	150,000	150,000	150,000	150,000	150,000		
2							
3							
4							
5							
6							
7							
8							
9							
10							
11							
12							
13 TOTAL APPROPRIATION	\$150,000	\$150,000	\$150,000	\$150,000	\$150,000	\$0	\$0
14 PRIOR YEAR FUND BALANCE**							
15 GENERAL REVENUE							
16 EDUCATIONAL EXCELLENCE TRUST FUND							
17 SPECIAL REVENUES * [WF2000]							
18 FEDERAL FUNDS IN STATE TREASURY							
19 TOBACCO SETTLEMENT FUNDS							
20 OTHER STATE TREASURY FUNDS	150,000	150,000		150,000	150,000		
21 TOTAL INCOME	\$150,000	\$150,000		\$150,000	\$150,000	\$0	\$0
22 EXCESS (FUNDING)/APPROPRIATION	\$0	\$0		\$0	\$0	\$0	\$0

\* Report WF2000 funds on line 17 - "Special Revenues".

FORM BR-3

\*\*Line 14 Prior Year Fund Balance includes only the portion of the fund balance needed to balance that fiscal year's budget.

**NOTE: Line 20 "Other State Treasury Funds" are from Asset Forfeiture Fund.**

**APPROPRIATION ACT FORM - STATE TREASURY  
2017-2019 BIENNIUM**

FUND CAA0300

INSTITUTION UNIVERSITY OF ARKANSAS, FAYETTEVILLE  
LAW SCHOOL

APPROPRIATION 534B

DESCRIPTION	ACTUAL 2015-2016	BUDGETED 2016-2017	AUTHORIZED APPROPRIATION 2016-2017	INSTITUTIONAL REQUEST / AHECB RECOMMENDATION		LEGISLATIVE RECOMMENDATION	
				2017-2018	2018-2019	2017-2018	2018-2019
1 UNIVERSITY OF ARKANSAS SCHOOL OF LAW EXPENSES	479,669	520,000	800,000	800,000	800,000		
2							
3							
4							
5							
6							
7							
8							
9							
10							
11							
12							
13 TOTAL APPROPRIATION	\$479,669	\$520,000	\$800,000	\$800,000	\$800,000	\$0	\$0
14 PRIOR YEAR FUND BALANCE**							
15 GENERAL REVENUE							
16 EDUCATIONAL EXCELLENCE TRUST FUND							
17 SPECIAL REVENUES * [WF2000]							
18 FEDERAL FUNDS IN STATE TREASURY							
19 TOBACCO SETTLEMENT FUNDS							
20 OTHER STATE TREASURY FUNDS	479,669	520,000		800,000	800,000		
21 TOTAL INCOME	\$479,669	\$520,000		\$800,000	\$800,000	\$0	\$0
22 EXCESS (FUNDING)/APPROPRIATION	\$0	\$0		\$0	\$0	\$0	\$0

\* Report WF2000 funds on line 17 - "Special Revenues".

\*\*Line 14 Prior Year Fund Balance includes only the portion of the fund balance needed to balance that fiscal year's budget.

NOTE: Line 20 "Other State Treasury Funds" is from Uniform Filing Fees.

FORM BR-3

**APPROPRIATION ACT FORM - STATE TREASURY  
2017-2019 BIENNIUM**

FUND CAA0400

INSTITUTION ARK RESEARCH & EDUC OPTICAL NETWORK

APPROPRIATION N53

DESCRIPTION	ACTUAL 2015-2016	BUDGETED 2016-2017	AUTHORIZED APPROPRIATION 2016-2017	INSTITUTIONAL REQUEST / AHECB RECOMMENDATION		LEGISLATIVE RECOMMENDATION	
				2017-2018	2018-2019	2017-2018	2018-2019
1 ARK RESEARCH & EDUCATION OPTICAL NETWORK OPERATIONS	0	0	2,797,500	1,200,000	1,200,000		
2							
3							
4							
5							
6							
7							
8							
9							
10							
11							
12							
13 TOTAL APPROPRIATION	\$0	\$0	\$2,797,500	\$1,200,000	\$1,200,000	\$0	\$0
14 PRIOR YEAR FUND BALANCE**							
15 GENERAL REVENUE	0	0		1,200,000	1,200,000		
16 EDUCATIONAL EXCELLENCE TRUST FUND							
17 SPECIAL REVENUES * [WF2000]							
18 FEDERAL FUNDS IN STATE TREASURY							
19 TOBACCO SETTLEMENT FUNDS							
20 OTHER STATE TREASURY FUNDS							
21 TOTAL INCOME	\$0	\$0		\$1,200,000	\$1,200,000	\$0	\$0
22 EXCESS (FUNDING)/APPROPRIATION	\$0	\$0		\$0	\$0	\$0	\$0

\* Report WF2000 funds on line 17 - "Special Revenues".

FORM BR-3

\*\*Line 14 Prior Year Fund Balance includes only the portion of the fund balance needed to balance that fiscal year's budget.

**APPROPRIATION ACT FORM - STATE TREASURY  
2017-2019 BIENNIUM**

FUND CAA0500

INSTITUTION UNIVERSITY OF ARKANSAS, FAYETTEVILLE  
GARVAN WOODLAND GARDENS

APPROPRIATION 59G

DESCRIPTION	ACTUAL 2015-2016	BUDGETED 2016-2017	AUTHORIZED APPROPRIATION 2016-2017	INSTITUTIONAL REQUEST / AHECB RECOMMENDATION		LEGISLATIVE RECOMMENDATION	
				2017-2018	2018-2019	2017-2018	2018-2019
1 GARVAN WOODLAND GARDENS OPERATIONS	0	0	500,000	1,200,000	1,200,000		
2							
3							
4							
5							
6							
7							
8							
9							
10							
11							
12							
13 TOTAL APPROPRIATION	\$0	\$0	\$500,000	\$1,200,000	\$1,200,000	\$0	\$0
14 PRIOR YEAR FUND BALANCE**							
15 GENERAL REVENUE	0	0		1,200,000	1,200,000		
16 EDUCATIONAL EXCELLENCE TRUST FUND							
17 SPECIAL REVENUES * [WF2000]							
18 FEDERAL FUNDS IN STATE TREASURY							
19 TOBACCO SETTLEMENT FUNDS							
20 OTHER STATE TREASURY FUNDS							
21 TOTAL INCOME	\$0	\$0		\$1,200,000	\$1,200,000	\$0	\$0
22 EXCESS (FUNDING)/APPROPRIATION	\$0	\$0		\$0	\$0	\$0	\$0

\* Report WF2000 funds on line 17 - "Special Revenues".

FORM BR-3

\*\*Line 14 Prior Year Fund Balance includes only the portion of the fund balance needed to balance that fiscal year's budget.



**APPROPRIATION ACT FORM - STATE TREASURY  
2017-2019 BIENNIUM**

FUND CAA0700

INSTITUTION UNIVERSITY OF ARKANSAS, FAYETTEVILLE  
PRYOR CNTR FOR ARK. ORAL & VISUAL HIST.

APPROPRIATION L96

DESCRIPTION	ACTUAL 2015-2016	BUDGETED 2016-2017	AUTHORIZED APPROPRIATION 2016-2017	INSTITUTIONAL REQUEST / AHECB RECOMMENDATION		LEGISLATIVE RECOMMENDATION	
				2017-2018	2018-2019	2017-2018	2018-2019
1 PRYOR CENTER OPERATING EXPENSES	0	0	250,000	173,087	173,087		
2							
3							
4							
5							
6							
7							
8							
9							
10							
11							
12							
13 TOTAL APPROPRIATION	\$0	\$0	\$250,000	\$173,087	\$173,087	\$0	\$0
14 PRIOR YEAR FUND BALANCE**							
15 GENERAL REVENUE	0	0		173,087	173,087		
16 EDUCATIONAL EXCELLENCE TRUST FUND							
17 SPECIAL REVENUES * [WF2000]							
18 FEDERAL FUNDS IN STATE TREASURY							
19 TOBACCO SETTLEMENT FUNDS							
20 OTHER STATE TREASURY FUNDS							
21 TOTAL INCOME	\$0	\$0		\$173,087	\$173,087	\$0	\$0
22 EXCESS (FUNDING)/APPROPRIATION	\$0	\$0		\$0	\$0	\$0	\$0

\* Report WF2000 funds on line 17 - "Special Revenues".

\*\*Line 14 Prior Year Fund Balance includes only the portion of the fund balance needed to balance that fiscal year's budget.

FORM BR-3

**APPROPRIATION ACT FORM - STATE TREASURY  
2017-2019 BIENNIUM**

FUND MEA0000

INSTITUTION UNIVERSITY OF ARKANSAS, FAYETTEVILLE  
ELECTRICAL ENERGY ADVANCE. PROGRAM

APPROPRIATION 87B

DESCRIPTION	ACTUAL 2015-2016	BUDGETED 2016-2017	AUTHORIZED APPROPRIATION 2016-2017	INSTITUTIONAL REQUEST / AHECB RECOMMENDATION		LEGISLATIVE RECOMMENDATION	
				2017-2018	2018-2019	2017-2018	2018-2019
1 ELECTR. ENERGY ADVANCE. PROG. SCHOLARSHIPS, FELLOWSHIPS, PROJECT COSTS, AND INSTITUTIONS' RESEARCH PROJECTS	0	0	800,000	800,000	800,000		
2							
3							
4							
5							
6							
7							
8							
9							
10							
11							
12							
13 TOTAL APPROPRIATION	\$0	\$0	\$800,000	\$800,000	\$800,000	\$0	\$0
14 PRIOR YEAR FUND BALANCE**							
15 GENERAL REVENUE							
16 EDUCATIONAL EXCELLENCE TRUST FUND							
17 SPECIAL REVENUES * [WF2000]							
18 FEDERAL FUNDS IN STATE TREASURY							
19 TOBACCO SETTLEMENT FUNDS							
20 OTHER STATE TREASURY FUNDS	0	0		800,000	800,000		
21 TOTAL INCOME	\$0	\$0		\$800,000	\$800,000	\$0	\$0
22 EXCESS (FUNDING)/APPROPRIATION	\$0	\$0		\$0	\$0	\$0	\$0

\* Report WF2000 funds on line 17 - "Special Revenues".

\*\*Line 14 Prior Year Fund Balance includes only the portion of the fund balance needed to balance that fiscal year's budget.

FORM BR-3

**APPROPRIATION ACT FORM - STATE TREASURY  
2017-2019 BIENNIUM**

FUND CAA0100

INSTITUTION UNIVERSITY OF ARKANSAS, FAYETTEVILLE  
RESEARCH & TECHNOLOGY PARK

APPROPRIATION M79

DESCRIPTION	ACTUAL 2015-2016	BUDGETED 2016-2017	AUTHORIZED APPROPRIATION 2016-2017	INSTITUTIONAL REQUEST / AHECB RECOMMENDATION		LEGISLATIVE RECOMMENDATION	
				2017-2018	2018-2019	2017-2018	2018-2019
1 RESEARCH AND TECHNOLOGY PARK OPERATING EXPENSES	0	0	250,000	250,000	250,000		
2							
3							
4							
5							
6							
7							
8							
9							
10							
11							
12							
13 TOTAL APPROPRIATION	\$0	\$0	\$250,000	\$250,000	\$250,000	\$0	\$0
14 PRIOR YEAR FUND BALANCE**							
15 GENERAL REVENUE	0	0		250,000	250,000		
16 EDUCATIONAL EXCELLENCE TRUST FUND							
17 SPECIAL REVENUES * [WF2000]							
18 FEDERAL FUNDS IN STATE TREASURY							
19 TOBACCO SETTLEMENT FUNDS							
20 OTHER STATE TREASURY FUNDS							
21 TOTAL INCOME				\$250,000	\$250,000	\$0	\$0
22 EXCESS (FUNDING)/APPROPRIATION	\$0	\$0		\$0	\$0	\$0	\$0

\* Report WF2000 funds on line 17 - "Special Revenues".

FORM BR-3

\*\*Line 14 Prior Year Fund Balance includes only the portion of the fund balance needed to balance that fiscal year's budget.

**APPROPRIATION ACT FORM - STATE TREASURY  
2017-2019 BIENNIUM**

FUND CAA0900

INSTITUTION UNIVERSITY OF ARKANSAS, FAYETTEVILLE

APPROPRIATION N50

ARK CENTERS FOR RURAL EDUCATION IN AUTISM AND RELATED DISABILITIES

DESCRIPTION	ACTUAL 2015-2016	BUDGETED 2016-2017	AUTHORIZED APPROPRIATION 2016-2017	INSTITUTIONAL REQUEST / AHECB RECOMMENDATION		LEGISLATIVE RECOMMENDATION	
				2017-2018	2018-2019	2017-2018	2018-2019
1 ARK. CENTERS FOR RURAL EDUCATION IN AUTISM AND RELATED DISABILITIES OPERATING EXPENSES	0	0	2,500,000	2,500,000	2,500,000		
2							
3							
4							
5							
6							
7							
8							
9							
10							
11							
12							
13 TOTAL APPROPRIATION	\$0	\$0	\$2,500,000	\$2,500,000	\$2,500,000	\$0	\$0
14 PRIOR YEAR FUND BALANCE**							
15 GENERAL REVENUE	0	0		2,500,000	2,500,000		
16 EDUCATIONAL EXCELLENCE TRUST FUND							
17 SPECIAL REVENUES * [WF2000]							
18 FEDERAL FUNDS IN STATE TREASURY							
19 TOBACCO SETTLEMENT FUNDS							
20 OTHER STATE TREASURY FUNDS							
21 TOTAL INCOME	\$0	\$0		\$2,500,000	\$2,500,000	\$0	\$0
22 EXCESS (FUNDING)/APPROPRIATION	\$0	\$0		\$0	\$0	\$0	\$0

\* Report WF2000 funds on line 17 - "Special Revenues".

FORM BR-3

\*\*Line 14 Prior Year Fund Balance includes only the portion of the fund balance needed to balance that fiscal year's budget.

**APPROPRIATION ACT FORM - STATE TREASURY  
2017-2019 BIENNIUM**

FUND CAA0100

INSTITUTION UNIVERSITY OF ARKANSAS, FAYETTEVILLE  
WORLD TRADE CENTER

APPROPRIATION M80

DESCRIPTION	ACTUAL 2015-2016	BUDGETED 2016-2017	AUTHORIZED APPROPRIATION 2016-2017	INSTITUTIONAL REQUEST / AHECB RECOMMENDATION		LEGISLATIVE RECOMMENDATION	
				2017-2018	2018-2019	2017-2018	2018-2019
1 WORLD TRADE CENTER OPERATING EXPENSES	0	0	252,588	250,000	252,588		
2							
3							
4							
5							
6							
7							
8							
9							
10							
11							
12							
13 TOTAL APPROPRIATION	\$0	\$0	\$252,588	\$250,000	\$252,588	\$0	\$0
14 PRIOR YEAR FUND BALANCE**							
15 GENERAL REVENUE	0	0		250,000	252,588		
16 EDUCATIONAL EXCELLENCE TRUST FUND							
17 SPECIAL REVENUES * [WF2000]							
18 FEDERAL FUNDS IN STATE TREASURY							
19 TOBACCO SETTLEMENT FUNDS							
20 OTHER STATE TREASURY FUNDS							
21 TOTAL INCOME	\$0	\$0		\$250,000	\$252,588	\$0	\$0
22 EXCESS (FUNDING)/APPROPRIATION	\$0	\$0		\$0	\$0	\$0	\$0

\* Report WF2000 funds on line 17 - "Special Revenues".

\*\*Line 14 Prior Year Fund Balance includes only the portion of the fund balance needed to balance that fiscal year's budget.

FORM BR-3

**APPROPRIATION ACT FORM - STATE TREASURY  
2017-2019 BIENNIUM**

FUND CAA0100

INSTITUTION UNIVERSITY OF ARKANSAS, FAYETTEVILLE  
PARTNERS FOR INCLUSIVE COMMUNITIES

APPROPRIATION M81

DESCRIPTION	ACTUAL 2015-2016	BUDGETED 2016-2017	AUTHORIZED APPROPRIATION 2016-2017	INSTITUTIONAL REQUEST / AHECB RECOMMENDATION		LEGISLATIVE RECOMMENDATION	
				2017-2018	2018-2019	2017-2018	2018-2019
1 PARTNERS FOR INCLUSIVE COMMUNITIES - PERSONAL SERVICES, MAINTENANCE AND OPERATING EXPENSES, MATCHING, AND GRANTS	0	0	250,000	250,000	250,000		
2							
3							
4							
5							
6							
7							
8							
9							
10							
11							
12							
13 TOTAL APPROPRIATION	\$0	\$0	\$250,000	\$250,000	\$250,000	\$0	\$0
14 PRIOR YEAR FUND BALANCE**							
15 GENERAL REVENUE							
16 EDUCATIONAL EXCELLENCE TRUST FUND							
17 SPECIAL REVENUES * [WF2000]							
18 FEDERAL FUNDS IN STATE TREASURY							
19 TOBACCO SETTLEMENT FUNDS							
20 OTHER STATE TREASURY FUNDS	0	0		250,000	250,000		
21 TOTAL INCOME	\$0	\$0		\$250,000	\$250,000	\$0	\$0
22 EXCESS (FUNDING)/APPROPRIATION	\$0	\$0		\$0	\$0	\$0	\$0

\* Report WF2000 funds on line 17 - "Special Revenues".

\*\*Line 14 Prior Year Fund Balance includes only the portion of the fund balance needed to balance that fiscal year's budget.

FORM BR-3

**APPROPRIATION ACT FORM - STATE TREASURY  
2017-2019 BIENNIUM**

FUND CAA1200

INSTITUTION UNIVERSITY OF ARKANSAS SYSTEM AND VARIOUS DIVISIONS  
BUFFALO RIVER WATERSHED MONITORING

APPROPRIATION N54

DESCRIPTION	ACTUAL 2015-2016	BUDGETED 2016-2017	AUTHORIZED APPROPRIATION 2016-2017	INSTITUTIONAL REQUEST / AHECB RECOMMENDATION		LEGISLATIVE RECOMMENDATION	
				2017-2018	2018-2019	2017-2018	2018-2019
1 BUFFALO RIVER WATERSHED MONITORING	0	0	100,000	100,000	100,000		
2							
3							
4							
5							
6							
7							
8							
9							
10							
11							
12							
13 TOTAL APPROPRIATION	\$0	\$0	\$100,000	\$100,000	\$100,000	\$0	\$0
14 PRIOR YEAR FUND BALANCE**							
15 GENERAL REVENUE							
16 EDUCATIONAL EXCELLENCE TRUST FUND							
17 SPECIAL REVENUES * [WF2000]							
18 FEDERAL FUNDS IN STATE TREASURY							
19 TOBACCO SETTLEMENT FUNDS							
20 OTHER STATE TREASURY FUNDS	0	0		100,000	100,000		
21 TOTAL INCOME	\$0	\$0		\$100,000	\$100,000	\$0	\$0
22 EXCESS (FUNDING)/APPROPRIATION	\$0	\$0		\$0	\$0	\$0	\$0

\* Report WF2000 funds on line 17 - "Special Revenues".

FORM BR-3

\*\*Line 14 Prior Year Fund Balance includes only the portion of the fund balance needed to balance that fiscal year's budget.

**APPROPRIATION ACT FORM - STATE TREASURY  
2017-2019 BIENNIUM**

FUND TSF0200

INSTITUTION TOBACCO FUNDS-FAYETTEVILLE

APPROPRIATION 319

DESCRIPTION	ACTUAL 2015-2016	BUDGETED 2016-2017	AUTHORIZED APPROPRIATION 2016-2017	INSTITUTIONAL REQUEST / AHECB RECOMMENDATION		LEGISLATIVE RECOMMENDATION	
				2017-2018	2018-2019	2017-2018	2018-2019
1 REGULAR SALARIES	432,767	480,000	480,000	480,000	480,000		
2 EXTRA HELP WAGES							
3 OVERTIME							
4 PERSONAL SERVICES MATCHING	62,891	75,000	75,000	75,000	75,000		
5 OPERATING EXPENSES	786,925	800,000	800,000	800,000	800,000		
6 CONFERENCE FEES & TRAVEL	0	0	0	0	0		
7 PROFESSIONAL FEES AND SERVICES	0	0	0	0	0		
8 CAPITAL OUTLAY	284,473	212,056	1,020,563	1,020,563	1,020,563		
9 FUNDED DEPRECIATION							
10							
11							
12							
13 TOTAL APPROPRIATION	\$1,567,056	\$1,567,056	\$2,375,563	\$2,375,563	\$2,375,563	\$0	\$0
14 PRIOR YEAR FUND BALANCE**							
15 GENERAL REVENUE							
16 EDUCATIONAL EXCELLENCE TRUST FUND							
17 SPECIAL REVENUES * [WF2000]							
18 FEDERAL FUNDS IN STATE TREASURY							
19 TOBACCO SETTLEMENT FUNDS	1,567,056	1,567,056		2,375,563	2,375,563		
20 OTHER STATE TREASURY FUNDS							
21 TOTAL INCOME	\$1,567,056	\$1,567,056		\$2,375,563	\$2,375,563	\$0	\$0
22 EXCESS (FUNDING)/APPROPRIATION	\$0	\$0		\$0	\$0	\$0	\$0

\* Report WF2000 funds on line 17 - "Special Revenues".

\*\*Line 14 Prior Year Fund Balance includes only the portion of the fund balance needed to balance that fiscal year's budget.

FORM BR-3



**APPROPRIATION ACT FORM - STATE TREASURY  
2017-2019 BIENNIUM**

FUND TSF0202

INSTITUTION TOBACCO FUNDS-AGRI EXPERIMENT

APPROPRIATION 321

DESCRIPTION	ACTUAL 2015-2016	BUDGETED 2016-2017	AUTHORIZED APPROPRIATION 2016-2017	INSTITUTIONAL REQUEST / AHECB RECOMMENDATION		LEGISLATIVE RECOMMENDATION	
				2017-2018	2018-2019	2017-2018	2018-2019
1 REGULAR SALARIES	923,824	880,000	1,356,100	1,356,100	1,356,100		
2 EXTRA HELP WAGES							
3 OVERTIME							
4 PERSONAL SERVICES MATCHING	248,181	252,648	359,332	359,332	359,332		
5 OPERATING EXPENSES	315,198	372,408	380,000	380,000	380,000		
6 CONFERENCE FEES & TRAVEL	25,474	30,000	40,000	40,000	40,000		
7 PROFESSIONAL FEES AND SERVICES	22,453	26,000	100,000	100,000	100,000		
8 CAPITAL OUTLAY	31,927	6,000	180,000	180,000	180,000		
9 FUNDED DEPRECIATION							
10							
11							
12							
13 TOTAL APPROPRIATION	\$1,567,056	\$1,567,056	\$2,415,432	\$2,415,432	\$2,415,432	\$0	\$0
14 PRIOR YEAR FUND BALANCE**							
15 GENERAL REVENUE							
16 EDUCATIONAL EXCELLENCE TRUST FUND							
17 SPECIAL REVENUES * [WF2000]							
18 FEDERAL FUNDS IN STATE TREASURY							
19 TOBACCO SETTLEMENT FUNDS	1,567,056	1,567,056		2,415,432	2,415,432		
20 OTHER STATE TREASURY FUNDS							
21 TOTAL INCOME	\$1,567,056	\$1,567,056		\$2,415,432	\$2,415,432	\$0	\$0
22 EXCESS (FUNDING)/APPROPRIATION	\$0	\$0		\$0	\$0	\$0	\$0

\* Report WF2000 funds on line 17 - "Special Revenues".

\*\*Line 14 Prior Year Fund Balance includes only the portion of the fund balance needed to balance that fiscal year's budget.

FORM BR-3

**APPROPRIATION ACT FORM - CASH FUNDS  
2017-2019 BIENNIUM**

FUND 2000100

INSTITUTION UNIVERSITY OF ARKANSAS, FAYETTEVILLE

APPROPRIATION B03 & B03C

DESCRIPTION	ACTUAL 2015-2016	BUDGETED 2016-2017	AUTHORIZED APPROPRIATION 2016-2017	INSTITUTIONAL REQUEST / AHECB RECOMMENDATION		LEGISLATIVE RECOMMENDATION	
				2017-2018	2018-2019	2017-2018	2018-2019
1 REGULAR SALARIES	168,260,391	190,000,000	190,000,000	199,500,000	209,475,000		
2 EXTRA HELP WAGES	17,798,865	22,000,000	22,000,000	23,100,000	24,255,000		
3 OVERTIME	1,046,322	1,500,000	1,500,000	3,000,000	3,150,000		
4 PERSONAL SERVICES MATCHING	34,797,665	35,000,000	35,000,000	55,000,000	57,750,000		
5 OPERATING EXPENSES	139,959,718	210,000,000	210,000,000	220,500,000	231,525,000		
6 CONFERENCE FEES & TRAVEL	26,827,237	30,000,000	30,000,000	35,000,000	36,750,000		
7 PROFESSIONAL FEES AND SERVICES	24,958,591	50,000,000	50,000,000	75,000,000	100,000,000		
8 CAPITAL OUTLAY	14,971,852	30,000,000	30,000,000	35,000,000	36,750,000		
9 CAPITAL IMPROVEMENTS	61,768,974	121,000,000	121,000,000	236,000,000	321,000,000		
10 DEBT SERVICE	52,461	7,000,000	7,000,000	7,350,000	7,718,000		
11 FUND TRANSFERS, REFUNDS AND INVESTMENTS	0	7,537,232	7,537,232	7,914,000	8,310,000		
12 PROMOTIONAL ITEMS							
13							
14							
15							
16 TOTAL APPROPRIATION	\$490,442,077	\$704,037,232	\$704,037,232	\$897,364,000	\$1,036,683,000	\$0	\$0
17 PRIOR YEAR FUND BALANCE***							
18 TUITION AND MANDATORY FEES	265,662,890	275,947,888		289,745,282	304,232,547		
19 ALL OTHER FEES							
20 SALES AND SERVICES RELATED TO EDUCATIONAL DEPARTMENTS	8,666,183	5,924,482		6,220,706	6,531,741		
21 INVESTMENT INCOME							
22 FEDERAL CASH FUNDS							
23 OTHER CASH FUNDS	216,113,004	422,164,862		601,398,012	725,918,712		
24 TOTAL INCOME	\$490,442,077	\$704,037,232		\$897,364,000	\$1,036,683,000	\$0	\$0
25 EXCESS (FUNDING)/APPROPRIATION	\$0	\$0		\$0	\$0	\$0	\$0

**TOTAL NUMBER OF POSITIONS (GENERAL REVENUE AND CASH COMBINED)**

	ACTUAL 2015-2016	BUDGETED 2016-2017	AUTHORIZED 2016-2017	INSTITUTIONAL REQUEST	AHECB RECOMMEND	LEGISLATIVE RECOMMENDATION
				2017-2019	2017-2019	2017-2019
REGULAR POSITIONS	4,043	4,951	5,338	5,428	5,426	
TOBACCO POSITIONS						
EXTRA HELP **	2,518	2,510	3,208	3,208	3,208	

FORM BR-4

\*\* The total number of Extra-Help shown in the requested column will be the total extra-Help positions [General Revenue and Cash] requested to be authorized.

\*\*\*Line 17 Prior Year Fund Balance includes only the portion of the fund balance needed to balance that fiscal year's budget.

**APPROPRIATION ACT FORM - CASH FUNDS  
2017-2019 BIENNIUM**

FUND 2000500 & 2000700

INSTITUTION UNIVERSITY OF ARKANSAS SYSTEM AND VARIOUS DIVISIONS

APPROPRIATION C76

DESCRIPTION	ACTUAL 2015-2016	BUDGETED 2016-2017	AUTHORIZED APPROPRIATION 2016-2017	INSTITUTIONAL REQUEST / AHECB RECOMMENDATION		LEGISLATIVE RECOMMENDATION	
				2017-2018	2018-2019	2017-2018	2018-2019
1 REGULAR SALARIES	12,864,200	52,000,000	52,000,000	52,000,000	52,000,000		
2 EXTRA HELP WAGES	4,153,824	10,000,000	10,000,000	10,000,000	10,000,000		
3 OVERTIME	4,324	1,200,000	1,200,000	1,200,000	1,200,000		
4 PERSONAL SERVICES MATCHING	3,868,221	15,800,000	15,800,000	15,800,000	15,800,000		
5 OPERATING EXPENSES	26,874,733	81,159,624	81,159,624	81,159,624	81,159,624		
6 CONFERENCE FEES & TRAVEL	4,182,151	7,000,000	7,000,000	7,000,000	7,000,000		
7 PROFESSIONAL FEES AND SERVICES	7,588,459	11,600,000	11,600,000	11,600,000	11,600,000		
8 CAPITAL OUTLAY	9,234,544	14,500,000	14,500,000	14,500,000	14,500,000		
9 CAPITAL IMPROVEMENTS	946,958	27,650,000	27,650,000	27,650,000	27,650,000		
10 DEBT SERVICE	0	1,000,000	1,000,000	1,000,000	1,000,000		
11 FUND TRANSFERS, REFUNDS AND INVESTMENTS	0	200,000	200,000	200,000	200,000		
12 PROMOTIONAL ITEMS	8,458						
13							
14							
15							
16 TOTAL APPROPRIATION	\$69,725,872	\$222,109,624	\$222,109,624	\$222,109,624	\$222,109,624	\$0	\$0
17 PRIOR YEAR FUND BALANCE***	2,797,800						
18 TUITION AND MANDATORY FEES	604,600	807,900		807,900	807,900		
19 ALL OTHER FEES							
20 SALES AND SERVICES RELATED TO EDUCATIONAL DEPARTMENTS	15,187,203	15,437,373		15,437,373	15,437,373		
21 INVESTMENT INCOME	581,406	581,406		581,406	581,406		
22 FEDERAL CASH FUNDS	24,932,792	25,000,000		25,000,000	25,000,000		
23 OTHER CASH FUNDS	25,622,071	180,282,945		180,282,945	180,282,945		
24 TOTAL INCOME	\$69,725,872	\$222,109,624		\$222,109,624	\$222,109,624	\$0	\$0
25 EXCESS (FUNDING)/APPROPRIATION	\$0	\$0		\$0	\$0	\$0	\$0

**TOTAL NUMBER OF POSITIONS (GENERAL REVENUE AND CASH COMBINED)**

	ACTUAL 2015-2016	BUDGETED 2016-2017	AUTHORIZED 2016-2017	INSTITUTIONAL REQUEST	AHECB RECOMMEND	LEGISLATIVE RECOMMENDATION
				2017-2019	2017-2019	2017-2019
REGULAR POSITIONS	1,966	1,901	2,149	2,149	2,149	
TOBACCO POSITIONS						
EXTRA HELP **	590	595	600	700	700	

FORM BR-4

\*\* The total number of Extra-Help shown in the requested column will be the total extra-Help positions [General Revenue and Cash] requested to be authorized.

\*\*\*Line 17 Prior Year Fund Balance includes only the portion of the fund balance needed to balance that fiscal year's budget.

**APPROPRIATION ACT FORM - CASH FUNDS  
2017-2019 BIENNIUM**

FUND 2000600

INSTITUTION UNIVERSITY OF ARKANSAS SYSTEM AND VARIOUS DIVISIONS

APPROPRIATION B76

SOILS TESTING & RESEARCH

DESCRIPTION	ACTUAL 2015-2016	BUDGETED 2016-2017	AUTHORIZED APPROPRIATION 2016-2017	INSTITUTIONAL REQUEST / AHECB RECOMMENDATION		LEGISLATIVE RECOMMENDATION	
				2017-2018	2018-2019	2017-2018	2018-2019
1 REGULAR SALARIES	550,710	775,000	775,000	775,000	775,000		
2 EXTRA HELP WAGES	80,421	110,000	110,000	110,000	110,000		
3 OVERTIME							
4 PERSONAL SERVICES MATCHING	192,274	250,000	250,000	250,000	250,000		
5 OPERATING EXPENSES	415,105	755,000	755,000	755,000	755,000		
6 CONFERENCE FEES & TRAVEL	10,656	35,000	35,000	35,000	35,000		
7 PROFESSIONAL FEES AND SERVICES	16,168	30,000	30,000	30,000	30,000		
8 CAPITAL OUTLAY	56,242	495,000	495,000	495,000	495,000		
9 CAPITAL IMPROVEMENTS	0	1,000,000	1,000,000	1,000,000	1,000,000		
10 DEBT SERVICE							
11 FUND TRANSFERS, REFUNDS AND INVESTMENTS	0	300,000	300,000	300,000	300,000		
12							
13							
14							
15							
16 TOTAL APPROPRIATION	\$1,321,576	\$3,750,000	\$3,750,000	\$3,750,000	\$3,750,000	\$0	\$0
17 PRIOR YEAR FUND BALANCE***							
18 TUITION AND MANDATORY FEES							
19 ALL OTHER FEES							
20 SALES AND SERVICES RELATED TO EDUCATIONAL DEPARTMENTS							
21 INVESTMENT INCOME							
22 FEDERAL CASH FUNDS							
23 OTHER CASH FUNDS	1,321,576	3,750,000		3,750,000	3,750,000		
24 TOTAL INCOME	\$1,321,576	\$3,750,000		\$3,750,000	\$3,750,000	\$0	\$0
25 EXCESS (FUNDING)/APPROPRIATION	\$0	\$0		\$0	\$0	\$0	\$0

**TOTAL NUMBER OF POSITIONS (GENERAL REVENUE AND CASH COMBINED)**

	ACTUAL 2015-2016	BUDGETED 2016-2017	AUTHORIZED 2016-2017	INSTITUTIONAL REQUEST	AHECB RECOMMEND	LEGISLATIVE RECOMMENDATION
				2017-2019	2017-2019	2017-2019
REGULAR POSITIONS	N/A					
TOBACCO POSITIONS	N/A					
EXTRA HELP **	N/A					

FORM BR-4

\*\* The total number of Extra-Help shown in the requested column will be the total extra-Help positions [General Revenue and Cash] requested to be authorized.

\*\*\*Line 17 Prior Year Fund Balance includes only the portion of the fund balance needed to balance that fiscal year's budget.

**APPROPRIATION ACT FORM - CASH FUNDS  
2017-2019 BIENNIUM**

FUND 2000400 INSTITUTION ARK RESEARCH & EDUCATION OPTICAL NETWORK APPROPRIATION C78

DESCRIPTION	ACTUAL 2015-2016	BUDGETED 2016-2017	AUTHORIZED APPROPRIATION 2016-2017	INSTITUTIONAL REQUEST / AHECB RECOMMENDATION		LEGISLATIVE RECOMMENDATION	
				2017-2018	2018-2019	2017-2018	2018-2019
1 REGULAR SALARIES	681,001	695,000	695,000	800,000	800,000		
2 EXTRA HELP WAGES							
3 OVERTIME							
4 PERSONAL SERVICES MATCHING	168,891	208,500	208,500	225,000	225,000		
5 OPERATING EXPENSES	1,151,685	8,000,000	8,000,000	7,878,500	7,878,500		
6 CONFERENCE FEES & TRAVEL	63,869	100,000	100,000	100,000	100,000		
7 PROFESSIONAL FEES AND SERVICES	898,403	8,000,000	8,000,000	8,000,000	8,000,000		
8 CAPITAL OUTLAY	68,243	8,000,000	8,000,000	8,000,000	8,000,000		
9 CAPITAL IMPROVEMENTS		30,000,000	30,000,000	30,000,000	30,000,000		
10 DEBT SERVICE							
11 FUND TRANSFERS, REFUNDS AND INVESTMENTS							
12							
13							
14							
15							
16 TOTAL APPROPRIATION	\$3,032,092	\$55,003,500	\$55,003,500	\$55,003,500	\$55,003,500	\$0	\$0
17 PRIOR YEAR FUND BALANCE***							
18 TUITION AND MANDATORY FEES							
19 ALL OTHER FEES							
20 SALES AND SERVICES RELATED TO EDUCATIONAL DEPARTMENTS							
21 INVESTMENT INCOME							
22 FEDERAL CASH FUNDS							
23 OTHER CASH FUNDS	3,032,092	55,003,500		55,003,500	55,003,500		
24 TOTAL INCOME	\$3,032,092	\$55,003,500		\$55,003,500	\$55,003,500	\$0	\$0
25 EXCESS (FUNDING)/APPROPRIATION	\$0	\$0		\$0	\$0	\$0	\$0

**TOTAL NUMBER OF POSITIONS (GENERAL REVENUE AND CASH COMBINED)**

	ACTUAL 2015-2016	BUDGETED 2016-2017	AUTHORIZED 2016-2017	INSTITUTIONAL REQUEST	AHECB RECOMMEND	LEGISLATIVE RECOMMENDATION
				2017-2019	2017-2019	2017-2019
REGULAR POSITIONS	N/A					
TOBACCO POSITIONS	N/A					
EXTRA HELP **	N/A					

FORM BR-4

\*\* The total number of Extra-Help shown in the requested column will be the total extra-Help positions [General Revenue and Cash] requested to be authorized.

\*\*\*Line 17 Prior Year Fund Balance includes only the portion of the fund balance needed to balance that fiscal year's budget.

# AUXILIARY ENTERPRISE CASH INCOME AND EXPENDITURES

UNIVERSITY OF ARKANSAS FUND  
(NAME OF INSTITUTION)

ACTIVITY	ACTUAL 2015-2016				BUDGETED 2016-2017			
	INCOME	OPERATING EXPENSES	DEBT SERVICE	NET INCOME	INCOME	OPERATING EXPENSES	DEBT SERVICE	NET INCOME
1 INTERCOLLEGIATE ATHLETICS *	103,331,477	76,774,773	9,931,162	16,625,542	97,010,701	87,142,327	9,868,374	0
2 HOUSING	43,524,469	17,300,065	12,562,881	13,661,523	39,478,185	25,541,457	13,936,728	0
3 FOOD SERVICES	0	0	0	0	0	0	0	0
4 STUDENT UNION	25,651	573,509	0	(547,858)	0	0	0	0
5 BOOKSTORE	16,155,924	15,465,010	977,933	(287,019)	13,771,494	12,374,737	1,396,757	0
6 STUDENT ORGANIZATIONS AND PUBLICATIONS	2,327,582	1,762,023	0	565,559	2,551,267	2,551,267	0	0
7 OTHER	20,988,343	13,644,798	3,725,110	3,618,435	26,310,154	22,115,644	4,194,510	0
8 SUBTOTAL	\$186,353,446	\$125,520,178	\$27,197,086	\$33,636,182	\$179,121,801	\$149,725,432	\$29,396,369	\$0
9 ATHLETIC TRANSFER **	0			0	0			0
10 OTHER TRANSFERS ***	(28,552,627)			(28,552,627)	0			0
11 GRAND TOTAL INCOME, OPERATING EXPENSES, & DEBT SERVICE FOR AUXILIARY ENTERPRISES	\$157,800,819	\$125,520,178	\$27,197,086	\$5,083,555	\$179,121,801	\$149,725,432	\$29,396,369	\$0

\* Intercollegiate athletic income should include the institutional board of trustees' approved student athletic fees.

FORM BR-5

\*\* For both two-year and four-year institutions, line 9, Athletic Transfer should contain the amount transferred from E&G to athletics.

\*\*\* For both two-year and four-year institutions, line 10, Other Transfers should contain the amount either transferred from E&G to support the college union, student organizations and student publications; or from auxiliary to other funds (e.g. plant funds), shown as a negative number.

NOTE: Line 7 "Other" includes Health Services, Transit, Parking and Miscellaneous Auxiliary.

NOTE: Line 10 "Other Transfers" includes Transfers for Plant Additions and Other Transfers and Changes.

**EMPLOYMENT INFORMATION  
IDENTIFICATION BY EMPLOYMENT CLASSIFICATION**

UNIVERSITY OF ARKANSAS, FAYETTEVILLE  
(NAME OF INSTITUTION)

TOTAL NUMBER OF EMPLOYEES IN FISCAL YEAR 2015-2016:					3,849
(As of November 1, 2015 )					
Nonclassified Administrative Employees:					
White Male:	410	Black Male:	55	Other Male:	78
White Female:	540	Black Female:	58	Other Female:	74
					Total Male: 543 Total Female: 672
Nonclassified Health Care Employees:					
White Male:	4	Black Male:	0	Other Male:	2
White Female:	9	Black Female:	0	Other Female:	3
					Total Male: 6 Total Female: 12
Classified Employees:					
White Male:	512	Black Male:	32	Other Male:	111
White Female:	562	Black Female:	26	Other Female:	112
					Total Male: 655 Total Female: 700
Faculty:					
White Male:	544	Black Male:	15	Other Male:	143
White Female:	430	Black Female:	19	Other Female:	110
					Total Male: 702 Total Female: 559
Total White Male: 1,470 Total White Female: 1,541					Total Male: 1,906 Total Female: 1,943
Total Black Male: 102 Total Black Female: 103					
Total Other Male: 334 Total Other Female: 299					
Total White: 3,011 Total Black: 205 Total Other: 633 <b>Total Minority: 838</b>					Total Employees: 3,849

FORM BR-6

**EMPLOYMENT INFORMATION  
IDENTIFICATION BY EMPLOYMENT CLASSIFICATION**

UNIVERSITY OF ARKANSAS FUND  
(NAME OF INSTITUTION)

TOTAL NUMBER OF EMPLOYEES IN FISCAL YEAR 2015-2016:					<u>1,323</u>
(As of November 1, 2015 )					
Nonclassified Administrative Employees:					
White Male:	<u>294</u>	Black Male:	<u>19</u>	Other Male:	<u>53</u>
White Female:	<u>287</u>	Black Female:	<u>46</u>	Other Female:	<u>34</u>
Total		Total		Total	
				Male:	<u>366</u>
				Female:	<u>367</u>
Nonclassified Health Care Employees:					
White Male:	<u>0</u>	Black Male:	<u>0</u>	Other Male:	<u>0</u>
White Female:	<u>0</u>	Black Female:	<u>0</u>	Other Female:	<u>0</u>
Total		Total		Total	
				Male:	<u>0</u>
				Female:	<u>0</u>
Classified Employees:					
White Male:	<u>78</u>	Black Male:	<u>11</u>	Other Male:	<u>6</u>
White Female:	<u>236</u>	Black Female:	<u>47</u>	Other Female:	<u>13</u>
Total		Total		Total	
				Male:	<u>95</u>
				Female:	<u>296</u>
Faculty:					
White Male:	<u>122</u>	Black Male:	<u>5</u>	Other Male:	<u>22</u>
White Female:	<u>37</u>	Black Female:	<u>3</u>	Other Female:	<u>10</u>
Total		Total		Total	
				Male:	<u>149</u>
				Female:	<u>50</u>
Total White Male:	<u>494</u>	Total Black Male:	<u>35</u>	Total Other Male:	<u>81</u>
Total White Female:	<u>560</u>	Total Black Female:	<u>96</u>	Total Other Female:	<u>57</u>
Total		Total		Total	
				Male:	<u>610</u>
				Female:	<u>713</u>
Total White:	<u>1,054</u>	Total Black:	<u>131</u>	Total Other:	<u>138</u>
				<b>Total Minority:</b>	<u>269</u>
Total		Total		Total	
				Employees:	<u>1,323</u>

FORM BR-6



**ARKANSAS PUBLIC HIGHER EDUCATION INSTITUTIONS AND ENTITIES**  
**STATE CONTRACTS OVER \$50,000 AWARDED TO MINORITY OWNED BUSINESSES**  
**Fiscal Year 2016**  
**Required by A.C.A. 25-36-104**

**Institution**

UNIVERSITY OF ARKANSAS - FAYETTEVILLE

Minority Business	Total Contract Awarded	Minority Type per A.C.A. 15-4-303 (2)					
		African American	Hispanic American	American Indian	Asian American	Pacific Islander American	Disabled Veteran
Software House International Inc. (SHI)	\$810,500				X		

**TOTAL NUMBER OF MINORITY CONTRACTS AWARDED** 1

**TOTAL EXPENDITURES ON CONTRACTS AWARDED** \$2,705,839  
 (Total Expenditures equals ALL Contracts Exceeding \$50,000--Minority and Non-Minority)

**% OF MINORITY CONTRACTS AWARDED** 12%

**ARKANSAS PUBLIC HIGHER EDUCATION INSTITUTIONS AND ENTITIES**  
**STATE CONTRACTS OVER \$50,000 AWARDED TO MINORITY OWNED BUSINESSES**  
**Fiscal Year 2016**  
**Required by A.C.A. 25-36-104**

**Institution**

UNIVERSITY OF ARKANSAS SYSTEM AND VARIOUS DIVISIONS

Minority Business	Total Contract Awarded	Minority Type per A.C.A. 15-4-303 (2)					
		African American	Hispanic American	American Indian	Asian American	Pacific Islander American	Disabled Veteran
N/A							

**TOTAL NUMBER OF MINORITY CONTRACTS AWARDED** 0

**TOTAL EXPENDITURES ON CONTRACTS AWARDED** \$1,084,891  
 (Total Expenditures equals ALL Contracts Exceeding \$50,000--Minority and Non-Minority)

**% OF MINORITY CONTRACTS AWARDED** 0%

## **UNIVERSITY OF ARKANSAS - DIVISION OF AGRICULTURE**

### **Mark Cochran, Vice President for Agriculture**

---

#### **ENABLING LAWS**

The Division of Agriculture is part of the University of Arkansas System and the UA Fund. The current appropriation for the UA Fund is Act 209 of 2016. The current appropriation for the UA Fund and Division of Agriculture for the operation of the Arkansas Biosciences Institute is Act 125 of 2016. The Division also falls under Arkansas Code Annotated §6-64-5 and §6-64-7. The University Board of Trustees oversees the operation of the University of Arkansas System, including the Division of Agriculture.

#### **INSTITUTION HISTORY AND ORGANIZATION**

The UA System Division of Agriculture was established by the UA Board of Trustees in September, 1959 as a distinct institution in the University of Arkansas System. It is unique in the overall scheme of higher education in Arkansas. It is composed of the Agricultural Experiment Station and the Cooperative Extension Service and has the basic mission of discovery of knowledge from research and, through extension education, helping Arkansans put that knowledge to work in their daily lives. Through its programs, the Division reaches out into all 75 counties and touches nearly every rural and urban citizen in the state.

#### **MISSION STATEMENT**

The University of Arkansas System Division of Agriculture's mission states: "We strengthen agriculture, communities, and families by connecting trusted research to the adoption of best practices". The vision statement is that the "Division of Agriculture will be the catalyst of prosperity for Arkansas through knowledge and innovation that nourish our families, farms, communities, and environment".

#### **PROGRAM ENHANCEMENTS**

The Division is requesting program enhancements in program base support of \$2.5M for FY2017-18 and an additional \$500,000 for FY18-19 (\$3M total for the biennium). These enhancements would support initiatives to bolster agricultural profitability and youth development in the state of Arkansas. These enhancements would specifically improve Farm Profitability through the use of cost effective best practices, efficient water use and conservation, poultry expansion, as well as growing new markets and value added opportunities. Youth development would be enhanced through a new 4-H

## **UNIVERSITY OF ARKANSAS - DIVISION OF AGRICULTURE**

### **Mark Cochran, Vice President for Agriculture**

---

In-School Initiative and further promoting the 4-H Science (STEM) program.

Agriculture is the state's largest industry, contributing over \$20 billion annually in value added (sum of employee compensation, proprietary income, property income and indirect business taxes) and accounting for 1 out of every six jobs and over 20% of the state gross domestic product. Support for the Division of Agriculture is essential as it represents the major research, development and technology adoption engine for this industry. These programs help to drive the economic contribution of Agriculture to the Arkansas economy. In addition, over 90% of the land area in the state is used in agriculture and forestry so the Division programs have a major focus on sustainable resource use and environmental stewardship.

#### **PERSONNEL REQUESTS**

The Division has requested a net of zero positions. The non-classified personal services request for the Division is an increase of two Research Scientist positions for the Agricultural Experiment Station. In exchange, the Division will delete two Program Associate positions, also for the Agricultural Experiment Station. This position change is needed to meet the demands of current research and service needs of the public. As the UA System Division of Agriculture moves into a position where it is more dependent on extramural funding, we need more research scientist positions to attract support personnel that can truly function as Co-Pi's on grant applications. These positions will enhance our ability to successfully pursue extramural grants so vital to our future financial stability. Employees initially appointed to this position are expected to provide independent leadership to the design, implementation and reporting of research projects and have demonstrated ability to obtain nationally competitive grants. They would have a minimum of a Ph.D. in a relevant field of study and two years of research experience. They would be required to have excellent communication skills.

**SUMMARY OF UNRESTRICTED EDUCATIONAL AND GENERAL CURRENT FUND EXPENDITURES AND INCOME  
AND AHECB GENERAL REVENUE RECOMMENDATIONS  
FOR THE 2017-2019 BIENNIUM (Non-Formula Entities)**

UNIVERSITY OF ARKANSAS - DIVISION OF AGRICULTURE

NAME OF INSTITUTION

EXPENDITURE CATEGORIES	2015-2016 ACTUAL	2016-2017 BUDGETED *	2017-19 INSTITUTIONAL REQUESTS / AHECB RECOMMENDATIONS			
			2017-2018		2018-2019	
			REQUEST	RECOMMENDATION	REQUEST	RECOMMENDATION
1 REGULAR SALARIES	48,685,097	50,947,940	49,301,294	49,301,294	50,243,842	50,243,842
2 PERSONAL SERVICES MATCHING	14,343,318	15,233,000	18,198,449	18,198,449	18,602,398	18,602,398
3 EXTRA HELP WAGES	18,037,848	15,631,417	18,384,414	18,384,414	18,884,414	18,884,414
4 OPERATING EXPENSES						
5						
6						
7						
8						
9						
10						
11						
12						
13 MANDATORY TRANSFERS	4,829					
14 AUXILIARY TRANSFERS						
15 NON-MANDATORY TRANSFERS	(108,660)	890,000				
16 TOTAL UNREST. E&G EXP.	\$80,962,432	\$82,702,357	\$85,884,157	\$85,884,157	\$87,730,655	\$87,730,655
17 NET LOCAL INCOME	14,402,421	13,404,000	13,404,000	13,404,000	13,404,000	13,404,000
18 PRIOR YEAR BALANCE***						
STATE FUNDS:						
19 GENERAL REVENUE	62,800,138	62,800,138	66,659,090	66,659,090	68,505,588	68,505,588
20 EDUCATIONAL EXCELLENCE	5,586,768	5,821,067	5,821,067	5,821,067	5,821,067	5,821,067
21 WORKFORCE 2000						
22 TOBACCO SETTLEMENT FUNDS						
23 OTHER STATE FUNDS **		3,027,000				
24 TOTAL SOURCES OF INCOME	\$82,789,327	\$85,052,205	\$85,884,157	\$85,884,157	\$87,730,655	\$87,730,655

FORM BR-2 Nonformula

\* The amounts for Revenue Stabilization Act, Educational Excellence Trust Fund, and Workforce 2000 are based on the DF&A forecast.

\*\* Funds received for operating purposes from state appropriations other than RSA, EETF, and WF2000 (e.g. General Improvement) should be reported on Line 23 "Other State Funds" and identified in a footnote.

\*\*\*Line 18 Prior Year Fund Balance includes only the portion of the fund balance needed to balance that fiscal year's budget.

Note: Line 23 Other State Funds - consist of \$3,000,000 in Rainy Day funds and \$27,000 for 4-H.

THIS PAGE INTENTIONALLY LEFT BLANK

# ARKANSAS ARCHEOLOGICAL SURVEY

Dr. George Sabo III, Director

---

## ENABLING LAWS

Act 209 of 2016

## INSTITUTION HISTORY AND ORGANIZATION

With the passage of Act 39 the Sixty-Sixth General Assembly established the Arkansas Archeological Survey (ARAS) in 1967. As an independent unit of the University of Arkansas System we operate a statewide program of archeological research, public service, and teaching. Ten research stations are distributed across the state, with a Coordinating Office located at the University of Arkansas in Fayetteville.

University of Arkansas at Fayetteville  
University of Arkansas at Pine Bluff  
University of Arkansas at Monticello  
University of Arkansas at Fort Smith  
Toltec Mound Archeological State Park

Arkansas State University at Jonesboro  
Henderson State University  
Southern Arkansas University  
Winthrop Rockefeller Institute UA  
Parkin Archeological State Park

With 40 ARAS employees statewide, our mission is achieved by conducting basic research, preserving information and collections from archeological sites, publishing the results of that research, and teaching college courses. We also make presentations to academic and general audiences and provide assistance to students and teachers, the citizens of Arkansas and descendant communities, and several state and federal agencies.

### ***Data Management, Records Digitization, and Collection Curation Program***

By law, ARAS is the official repository for all primary records on archeological sites in Arkansas. Records containing the ***primary and exclusive source of information on Arkansas history before the arrival of Europeans*** (extending across 14,000 years), along with much additional information on historic settlement and land use, are maintained on:

48,000+ known archeological sites  
20,000+ artifact collections

7,000 archeological projects  
1,000,000+ objects from sites across the state

## ARKANSAS ARCHEOLOGICAL SURVEY

Dr. George Sabo III, Director

---

Many of these records and collections are the product of investigations conducted by our professional staff and through ongoing engagement with members of the general public, including landowners.

Over the past 40 years, ARAS has digitized these records and created a searchable database called **AMASDA** (Automated Management of Archeological Site Data in Arkansas), which is recognized as one of the best cultural resource management information systems in the country.

The Arkansas Historic Preservation Program and the Arkansas Department of Highways and Transportation use information from our databases on a daily basis to comply with federal historic preservation laws.

Several other state and federal agencies, Native American tribes and nations, and many private corporations also rely on this information to fulfill cultural resource management obligations.

In addition to maintaining AMASDA and expanding it by adding information on 503 new sites and 118 new projects in the past year, ARAS staff responded to 182 requests for information by students, researchers, and project managers who did not use the online system. Even so, many documents essential to ongoing analysis and interpretation remain to be assembled, copied, and digitized before they deteriorate beyond use.

Along with digitizing documents, during the past year ARAS has accepted several dozen private artifact collections along with a major collection (containing hundreds of thousands of objects) from the C. H. Nash Museum in Memphis, TN.

To sustain our vigorous records and collection management system, funding is requested for two full-time positions, a Registrar's Office assistant to help manage our state-wide program of records maintenance and digitization and a collections manager to help manage our state-wide program of care for archeological collections.

With these new positions, ARAS will be much better able to support the long-term management and care of the primary record of roughly 96% of the temporal duration of our state's history. We maintain this extensive record for the benefit of the citizens of our state and especially for the education of students at all academic levels.



**SUMMARY OF UNRESTRICTED EDUCATIONAL AND GENERAL CURRENT FUND EXPENDITURES AND INCOME  
AND AHECB GENERAL REVENUE RECOMMENDATIONS  
FOR THE 2017-2019 BIENNIUM (Non-Formula Entities)**

ARKANSAS ARCHEOLOGICAL SURVEY

NAME OF INSTITUTION

EXPENDITURE CATEGORIES	2015-2016 ACTUAL	2016-2017 BUDGETED *	2017-19 INSTITUTIONAL REQUESTS / AHECB RECOMMENDATIONS			
			2017-2018		2018-2019	
			REQUEST	RECOMMENDATION	REQUEST	RECOMMENDATION
1 SALARIES AND WAGES	1,586,627	1,669,103	1,761,827	1,761,827	1,798,761	1,798,761
2 STAFF BENEFITS	441,009	470,896	505,819	505,819	516,423	516,423
3 MAINTENANCE AND OPERATIONS	370,854	351,759	365,886	365,886	373,570	373,570
4						
5						
6						
7						
8						
9						
10						
11						
12						
13 MANDATORY TRANSFERS						
14 AUXILIARY TRANSFERS						
15 NON-MANDATORY TRANSFERS						
16 TOTAL UNREST. E&G EXP.	\$2,398,490	\$2,491,758	\$2,633,532	\$2,633,532	\$2,688,754	\$2,688,754
17 NET LOCAL INCOME	27,218	24,364	33,591	33,591	37,258	37,258
18 PRIOR YEAR BALANCE***						
STATE FUNDS:						
19 GENERAL REVENUE	2,327,380	2,327,380	2,459,927	2,459,927	2,511,482	2,511,482
20 EDUCATIONAL EXCELLENCE	134,378	140,014	140,014	140,014	140,014	140,014
21 WORKFORCE 2000						
22 TOBACCO SETTLEMENT FUNDS						
23 OTHER STATE FUNDS **						
24 TOTAL SOURCES OF INCOME	\$2,488,976	\$2,491,758	\$2,633,532	\$2,633,532	\$2,688,754	\$2,688,754

FORM BR-2 Nonformula

\* The amounts for Revenue Stabilization Act, Educational Excellence Trust Fund, and Workforce 2000 are based on the DF&A forecast.

\*\* Funds received for operating purposes from state appropriations other than RSA, EETF, and WF2000 (e.g. General Improvement) should be reported on Line 23 "Other State Funds" and identified in a footnote.

\*\*\*Line 18 Prior Year Fund Balance includes only the portion of the fund balance needed to balance that fiscal year's budget.

THIS PAGE INTENTIONALLY LEFT BLANK

## UNIVERSITY OF ARKANSAS CLINTON SCHOOL OF PUBLIC SERVICE

### James L. Rutherford III, Dean

---

**Enabling Laws:** Act 689 of 1997; Act 209 of 2016

#### **Mission Statement, Activities, and Oversight:**

The mission of the University of Arkansas Clinton School of Public Service is to educate and prepare professionals in public service who understand, engage, and transform complex social, cultural, economic, and political systems to ensure equity, challenge oppression, and effect positive social change.

We realize our mission by:

1. Operating at the intersection of theory and practice.
2. Establishing, nurturing and maintaining a community of students, scholars, and experienced public servants.
3. Creating and sustaining partnerships and alliances with public, for-profit, non-profit, philanthropic, and volunteer sectors.
4. Systematically evaluating the School's effectiveness in fulfilling its mission.

Now in its twelfth academic year, the Clinton School is the first graduate school in the nation offering a Master of Public Service (MPS) degree program. The program is a full-time graduate program taking two years to complete. The program is unique because a portion of its curriculum is made up of in-the-field, hands-on public service projects. Students complete group, international and individual public service projects for academic credit toward their degree. They also work heavily in the classroom, studying the aspects of public service ranging from communication and ethics, to dynamics of social change and leadership development among other areas. The School also hosts free public programs, guest lectures and community conversations featuring internationally-prominent leaders and timely topics. The Clinton School Distinguished Lecture Series features a diverse array of programs ranging from members of Congress, cabinet officials and ambassadors to renowned academics, corporate CEOs, philanthropists, authors and journalists.

**UNIVERSITY OF ARKANSAS CLINTON SCHOOL OF PUBLIC SERVICE**  
**James L. Rutherford III, Dean**

---

The Clinton School's degree program operates under a consortium agreement with the UA Fayetteville, UALR and UAMS. The Dean of the Clinton School is appointed by and reports directly to the President of the UA System. The Clinton School is a unique entity within the UA System, and is governed by the UA Board of Trustees.

**Appropriation Requests:**

The Clinton School is requesting funds to coordinate distance learning activities. Clinton School students serve and study all over Arkansas, the nation and the world. Distance learning would enable the Clinton School to better meet the needs of its current students. With a new distance learning classroom, the Clinton School is now positioned to offer this curriculum addition. Also, the Clinton School has recently received approval to offer a totally on-line Executive Master of Public Service Degree as well as offering individual subjects and courses to an audience beyond its traditional student body and hopefully create a new revenue stream.

No additional positions are being requested.

**SUMMARY OF UNRESTRICTED EDUCATIONAL AND GENERAL CURRENT FUND EXPENDITURES AND INCOME  
AND AHECB GENERAL REVENUE RECOMMENDATIONS  
FOR THE 2017-2019 BIENNIUM (Non-Formula Entities)**

UNIVERSITY OF ARKANSAS CLINTON SCHOOL OF PUBLIC SERVICE

NAME OF INSTITUTION

EXPENDITURE CATEGORIES	2015-2016 ACTUAL	2016-2017 BUDGETED *	2017-19 INSTITUTIONAL REQUESTS / AHECB RECOMMENDATIONS			
			2017-2018		2018-2019	
			REQUEST	RECOMMENDATION	REQUEST	RECOMMENDATION
1 SALARIES - NONCLASSIFIED	1,627,933	1,659,747	1,755,824	1,755,824	1,782,641	1,782,641
2 EXTRA HELP	98,249	90,623	99,312	99,312	99,312	99,312
3 STAFF BENEFITS	416,299	480,235	509,743	509,743	517,427	517,427
4 SCHOLARSHIPS	380,000	320,000	328,000	328,000	336,000	336,000
5 MAINTENANCE AND OPERATIONS	439,381	354,970	365,903	365,903	374,826	374,826
6						
7						
8						
9						
10						
11						
12						
13 MANDATORY TRANSFERS						
14 AUXILIARY TRANSFERS						
15 NON-MANDATORY TRANSFERS						
16 TOTAL UNREST. E&G EXP.	\$2,961,862	\$2,905,575	\$3,058,782	\$3,058,782	\$3,110,206	\$3,110,206
17 NET LOCAL INCOME	591,287	610,000	610,000	610,000	610,000	610,000
18 PRIOR YEAR BALANCE***						
STATE FUNDS:						
19 GENERAL REVENUE	2,295,575	2,295,575	2,448,782	2,448,782	2,500,206	2,500,206
20 EDUCATIONAL EXCELLENCE						
21 WORKFORCE 2000						
22 TOBACCO SETTLEMENT FUNDS						
23 OTHER STATE FUNDS **	75,000					
24 TOTAL SOURCES OF INCOME	\$2,961,862	\$2,905,575	\$3,058,782	\$3,058,782	\$3,110,206	\$3,110,206

FORM BR-2 Nonformula

\* The amounts for Revenue Stabilization Act, Educational Excellence Trust Fund, and Workforce 2000 are based on the DF&A forecast.

\*\* Funds received for operating purposes from state appropriations other than RSA, EETF, and WF2000 (e.g. General Improvement) should be reported on Line 23 "Other State Funds" and identified in a footnote.

\*\*\*Line 18 Prior Year Fund Balance includes only the portion of the fund balance needed to balance that fiscal year's budget.

THIS PAGE INTENTIONALLY LEFT BLANK

## **CRIMINAL JUSTICE INSTITUTE**

### **Dr. Cheryl P. May, Director**

---

#### **ENABLING LAWS**

Act 1111 of 1993; Act 209 of 2016

#### **INSTITUTION HISTORY AND ORGANIZATION**

The Criminal Justice Institute (CJI) was established in 1993 by Act 1111 to serve the unmet continuing education and workforce needs of the Arkansas law enforcement community. Act 209 of Fiscal Session 2016 provided current appropriations for the Institute.

#### **Mission**

The mission of the Criminal Justice Institute is to make communities safer by supporting law enforcement professionals through training, educational opportunities, resources and collaborative partnerships. CJI strives to fulfill this mission by offering continuing education to Arkansas's law enforcement professionals, including school and traffic safety officers, in the fields of crime scene and death investigations, computer applications, leadership, management, illicit drug investigations, school and traffic safety and other specialized areas related to public or officer safety. Thanks to Act 970 of 2005, CJI also donates computer equipment to many rural law enforcement agencies across the State. CJI is committed to continuing and strengthening collaborative efforts to expand unique educational opportunities and provide advanced training and professional development for the Arkansas law enforcement community.

- The CJI Advisory Board consists of 16 members of the Arkansas law enforcement and higher education communities.

#### **Institutional Milestones**

- In 1997, the 81<sup>st</sup> General Assembly with Act 1035 established CJI as a separate division of the University of Arkansas System. In addition, Act 1035 authorized the initiatives of the Institute to be applicable nationally through the National Center for Rural Law Enforcement.

## **CRIMINAL JUSTICE INSTITUTE**

### **Dr. Cheryl P. May, Director**

---

- In 2009, the Arkansas Higher Education Coordinating Board approved a statewide program viability standard for offering practitioner –focused/workforce specific law enforcement administration and crime scene investigation academic certificates and associate degrees through a partnership between CJI and 22 higher education institutions across the State, providing a unique educational opportunity and increased accessibility to Arkansas law enforcement professionals.

#### **Additional Appropriation Request**

ADHE's recommendation for CJI's program enhancements will be used to:

1. Fund the Arkansas Center for School Safety. This Center will train school resource officers, local and county police, security officers, school administrators, faculty and staff, and social service, judicial and medical professionals across the State in the identification of intervention measures to be taken to prevent and respond to violence in schools and the rescue of children abused, neglected and maltreated as a result of the illicit drug use of their caregivers.
2. Increase the completion rate of Law Enforcement Administration and Crime Scene Investigation Certificates of Proficiency, Technical Certificates and AAS degrees by expanding CJI's online and traditional delivery strategies to enhance accessibility of CJI programs especially for officers serving rural agencies.

#### **Personal Services Request**

CJI did not request additional personnel positions.



**SUMMARY OF UNRESTRICTED EDUCATIONAL AND GENERAL CURRENT FUND EXPENDITURES AND INCOME  
AND AHECB GENERAL REVENUE RECOMMENDATIONS  
FOR THE 2017-2019 BIENNIUM (Non-Formula Entities)**

CRIMINAL JUSTICE INSTITUTE

NAME OF INSTITUTION

EXPENDITURE CATEGORIES	2015-2016 ACTUAL	2016-2017 BUDGETED *	2017-19 INSTITUTIONAL REQUESTS / AHECB RECOMMENDATIONS			
			2017-2018		2018-2019	
			REQUEST	RECOMMENDATION	REQUEST	RECOMMENDATION
1 PUBLIC SERVICE	2,358,222	2,897,572	3,570,294	3,570,294	3,630,195	3,630,195
2						
3						
4						
5						
6						
7						
8						
9						
10						
11						
12						
13 MANDATORY TRANSFERS						
14 AUXILIARY TRANSFERS						
15 NON-MANDATORY TRANSFERS	260,664					
16 TOTAL UNREST. E&G EXP.	\$2,618,886	\$2,897,572	\$3,570,294	\$3,570,294	\$3,630,195	\$3,630,195
17 NET LOCAL INCOME	325,901	281,351	281,351	281,351	281,351	281,351
18 PRIOR YEAR BALANCE***	317,216	640,452	286,453	286,453	286,453	286,453
STATE FUNDS:						
19 GENERAL REVENUE	1,825,769	1,825,769	2,852,490	2,852,490	2,912,391	2,912,391
20 EDUCATIONAL EXCELLENCE						
21 WORKFORCE 2000						
22 TOBACCO SETTLEMENT FUNDS						
23 OTHER STATE FUNDS **	150,000	150,000	150,000	150,000	150,000	150,000
24 TOTAL SOURCES OF INCOME	\$2,618,886	\$2,897,572	\$3,570,294	\$3,570,294	\$3,630,195	\$3,630,195

FORM BR-2 Nonformula

\* The amounts for Revenue Stabilization Act, Educational Excellence Trust Fund, and Workforce 2000 are based on the DF&A forecast.

\*\* Funds received for operating purposes from state appropriations other than RSA, EETF, and WF2000 (e.g. General Improvement) should be reported on Line 23 "Other State Funds" and identified in a footnote.

\*\*\*Line 18 Prior Year Fund Balance includes only the portion of the fund balance needed to balance that fiscal year's budget.

NOTES: Line 17 Net Local Income - Indirect Costs earned on State and Federal Funds  
Line 18 Prior Year Balance - FY16--Budgeted Fund Balance  
FY17--Budgeted Fund Balance--\$286,453, Attorney General Funds--\$303,999, SSAFF--Rx Investigator Program--\$50,000  
FY18 and FY19--Budgeted Fund Balance  
Line 23 Other State Funds - Special State Assets Forfeiture Funds

THIS PAGE INTENTIONALLY LEFT BLANK

**ARKANSAS LEGISLATIVE AUDIT**  
**AUDIT OF UNIVERSITY OF ARKANSAS, FAYETTEVILLE**  
**June 30, 2015**

<p><i>Finding No. 1:</i></p>	<p>The IAD verified that a Police Department employee received \$1,261 in compensation based on improper timesheets. The University collected \$1,250 via payroll deductions from this employee's final paycheck.</p> <p>The IAD reviewed the unauthorized sale of University football media guides, apparel, and complimentary tickets by an employee of the Athletic Department. IAD calculated that the former employee owed the University a minimum of \$274 from the unauthorized sale of football media guides belonging to the University, in addition to the \$1,330 the University had already recovered through the employee's final payroll withholding for the employee's estimated proceeds from the sale of his University-issued complimentary tickets and unauthorized use of a University mail account, in noncompliance with University policy.</p>
<p><i>Institution's Response</i></p>	<p>As relates to the compensation based on improper timesheets, we agreed with Internal Audit's recommendation as previously communicated in our response included in Internal Audit Report - University of Arkansas, Fayetteville - Payroll 15-05. This Audit Report and later the Follow-up Report were both presented to the Audit and Fiscal Responsibility Committee of the University of Arkansas Board of Trustees on May 20, 2015, and September 10, 2015, respectively. Management considers the issue closed.</p> <p>As relates to the unauthorized sale of University football media guides, etc., we agreed with Internal Audit's recommendation to pursue recovery of the additional \$274 from the former employee. This amount was subsequently collected and management considers the issue closed.</p>

**ARKANSAS LEGISLATIVE AUDIT**  
**AUDIT OF UNIVERSITY OF ARKANSAS, COOPERATIVE EXTENSION SERVICE**  
**June 30, 2015**

<i>Finding No. 1:</i>	<p>The University of Arkansas System Internal Audit Department (IAD) conducted an audit of certain transactions at the Division of Agriculture Cooperative Extension Service (CES) – Searcy County Office involving three bank accounts in the custody of the Administrative Specialist, who served for the period July 1, 2012 through May 31, 2014. CES Administration requested an investigative report from a local police department and an internal audit. IAD concluded that funds totaling \$14,810 were unaccounted for due to the following unauthorized transactions:</p> <ul style="list-style-type: none"><li>• 17 of 45 checks issued, totaling \$8,243, were for unauthorized, unrelated business purposes.</li><li>• Fees and donations collected totaling \$5,230 and poultry auction proceeds of \$1,278 were not deposited into an authorized CES bank account.</li><li>• Insufficient fund check and related fee of \$59 resulted from a personal check of the Administrative Specialist.</li></ul>
<i>Institution's Response</i>	<p>Management fully cooperated with local law enforcement. The former employee in question was charged by the local prosecutor with forgery and theft, and entered into a negotiated settlement that did not provide for restitution. Therefore, the Cooperative Extension Service will work with the Office of Legislative Audit to seek reimbursement from the Arkansas Insurance Department under the state's fidelity bond. In addition, the Cooperative Extension Service worked with UA System internal auditors to identify and implement controls to reduce the likelihood of similar occurrences in the future.</p>

# **ARKANSAS SCHOOL FOR MATHEMATICS, SCIENCES AND THE ARTS**

## **Mr. Corey Alderdice, Director**

---

### **INSTITUTION HISTORY AND ORGANIZATION**

The Arkansas School for Mathematics and Science (ASMS) was established by Act 305 of 1991 and created a residential school for eleventh- and twelfth-grade students. The purpose of the School was to educate the gifted and talented math and science students of the state and to develop curriculum and materials to improve instruction in mathematics and science for all students in the State. The School was initially governed by the Arkansas Department of Education with the advice and counsel of a nine-member governing Board of Directors.

Effective January 1, 2004, the Arkansas School for Mathematics and Science was consolidated and incorporated into the University of Arkansas System. Based on Act 1305 of 2003, oversight authority was transferred to The Board of Trustees of the University of Arkansas, and the name was changed to the Arkansas School for Mathematics, Sciences and the Arts (ASMSA). At that time, the Board of Directors was abolished as a separate institution and converted to the current Board of Visitors.

The mission of the ASMSA is to create, encourage and sustain, throughout the State of Arkansas, an educational community of academically talented students, faculty and staff that pursues knowledge of mathematics, sciences and the arts. As one of only 16 public residential schools in the country, ASMSA specializes in the education of students with an interest in advanced careers in math and science as well as passion for and creativity within studio, language and digital arts. All classes are taught at the college level, and more than one-third of the faculty holds doctorate degrees.

The school offers more than 60 courses that allow students to earn university credit. Many ASMSA graduates begin college at the sophomore level, and some even begin with junior level classes. Through our Concurrent Core program, all ASMSA graduates earn at least 30 hours of college credit through partnerships with the University of Arkansas at Little Rock. ASMSA graduates average nearly 50 college credit hours by the time they finish high school. The living and learning environment at ASMSA provides an experience that extends beyond the classroom and after graduation.

## **ARKANSAS SCHOOL FOR MATHEMATICS, SCIENCES AND THE ARTS**

### **Mr. Corey Alderdice, Director**

---

Beyond the 230 students in the residential program, ASMSA collaborates with a variety of districts and schools to provide quality digital instruction to meet gaps in human, technical and instructional resources. ASMSA's distance, digital, and partnership education efforts, which began through Act 1083 of 1999, have evolved substantially over the past decade while matching innovation with a changing technological landscape. ASMSA's digital learning efforts consist of three focused programs: Arkansas STEM Pathways, the Global Languages and Shared Societies (GLASS) Initiative and Coding Arkansas' Future. The STEM Pathways program provides Advanced Placement coursework in biology, environmental science, calculus, statistics and physics. The GLASS Initiative offers instruction in Mandarin Chinese and Japanese through local partnerships. Coding Arkansas' Future is a signature effort to help districts across Arkansas' meet the Governor's challenge for rapid expansion and increased access to computer science coursework. In 2015-16, 15% of all Arkansas students taking the new Essentials of Computer Programming course received instruction from ASMSA.

#### **INSTITUTIONAL VISION:**

ASMSA exists to assist schools and districts by providing appropriately challenging learning opportunities to talented and motivated students. Through the nationally acclaimed residential experience, free out-of-school enrichment opportunities, digital learning initiatives and educator development programs, ASMSA seeks to improve the quality of learning for all Arkansas students.

#### **ADDITIONAL APPROPRIATION REQUESTS REFLECTING INSTITUTIONAL PRIORITIES FOR GROWTH AND ADVANCEMENT**

The Arkansas School for Mathematics, Sciences and the Arts is a non-formula entity. The School requested a total increase of \$565,840 in state funding for various program enhancements. These requests include expansion of 40 additional students to create a Sophomore Cohort, development of an entrepreneurship program within the residential experience, expanded academic support for research and internship experiences, additional oversight of institutional effectiveness efforts, and capital outlay for scientific equipment.

**ARKANSAS SCHOOL FOR MATHEMATICS, SCIENCES AND THE ARTS**  
**Mr. Corey Alderdice, Director**

---

**1. Grow the residential experience to provide greater value to the General Assembly's investment while facilitating increased access to talented and motivated students.**

ASMSA has experienced radical growth in applications for admission over the previous biennium. More families from throughout Arkansas are recognizing the combined value of ASMSA's residential experience, learning within a community of peers, getting an early start on college-level coursework, and experiencing dynamic opportunities in research, international engagement and design thinking. Applications for admission have grown by 27% over the past three years, while the average ACT composite score for admitted students has increased by 1.25 points (from 25.75 to 27 out of a possible score of 36). As sophomores, the average ASMSA student outpaces a typical graduating Arkansas high school by 6.6 points.

The General Assembly's investment in ASMSA includes administrative, instructional and other program expenses that do not increase even with enrollment growth. ASMSA's enrollment has remained steady at 230 students for the past decade, though the original vision for the school when established in 1991 included space for 300 students. Simply meeting the current per-pupil investment of approximately \$6,600 for additional students would provide the necessary funding to increase instructional capacity and underwrite the cost of the residential component. A combination of further investment by the state as well as private support would be needed to construct additional housing on campus for the increased enrollment.

Increased enrollment would allow for the creation of a sophomore cohort of 40 students. An additional year in residence at ASMSA would allow the school to further promote access and success for talented students in rural Arkansas communities who have limited access to advanced coursework and opportunities for acceleration in ninth and tenth grades. The sophomore program would create greater equity in preparation for the rigorous academic demands of ASMSA's junior and senior years.

**2. Develop an entrepreneurship cognate that synthesizes the STEM and Arts missions of ASMSA while reinforcing the school's role in economic development and building up human capital.**

## **ARKANSAS SCHOOL FOR MATHEMATICS, SCIENCES AND THE ARTS**

### **Mr. Corey Alderdice, Director**

---

None of ASMSA's benchmark institutions nationally or peers in Arkansas offer a specific program of emphasis in entrepreneurship. Funding for this program would allow the School to implement additional curriculum in entrepreneurship, modern manufacturing, mobile applications development and design thinking. The program would be a complimentary effort to economic development initiatives in Hot Springs as well as throughout Arkansas and would establish ASMSA an innovator among peer institutions. These additions would require one additional faculty member as well as the educational materials for startup.

### **3. Further expand opportunities for ASMSA students to conduct advanced scientific research.**

All students at ASMSA complete an independent research project. The study, completed over the course of three semesters, is built upon students' interest and guided by a "quad" of four faculty members. Students have leveraged these research opportunities to go on to great success at the Intel International Science and Engineering Fair. Our goal will be to provide additional pathways toward success in competitions such as the Google International Science Fair, Siemens Competition, and the Intel Science Talent Search that recognize the quality of student research on a global, highly-competitive scale. Creating those pathways requires access to advanced laboratory equipment that is not typically available to high school students.

ASMSA enjoys a collaborative relationship with many of the state's top colleges and universities. As a campus of the University of Arkansas System, the school has connections to faculties and laboratories across the state. Creating additional research opportunities both during the academic year and summer will ensure more students have access to highly skilled researchers as well as world-class facilities and equipment. These students also have the distinction of serving as ambassadors for ASMSA while demonstrating that high school students possess the capacity for inquiry that rivals undergraduate and graduate-level researchers.

Specific investment in a Coordinator for Research, Internship, Scholarship and Entrepreneurship programs will allow ASMSA to have a designated campus official whose responsibility is connecting our talented students to opportunities both on campus and throughout the state. With a growing series of research and entrepreneurship opportunities in central Arkansas, the coordinator can match students' abilities to professional internships and learning opportunities at a



**ARKANSAS SCHOOL FOR MATHEMATICS, SCIENCES AND THE ARTS**  
**Mr. Corey Alderdice, Director**

---

variety of growing Arkansas enterprises.

**4. Identify and articulate best practices employed by ASMSA faculty and staff that have the ability to improve learning for all Arkansas students.**

The Assistant Dean for Institutional Effectiveness will plan, coordinate and conduct research, analytical studies and surveys related to the assessment, planning and evaluation of all ASMSA residential, digital and outreach programs. This increased support will allow campus leadership to better facilitate data-driven decisions for the institution with an emphasis in improving success for students in both the residential and digital learning programs.

The Assistant Dean for Institutional Effectiveness will serve as the primary campus advocate for collecting and disseminating best practices with other Arkansas schools. ASMSA serves as a model, lab-based learning environment. This campus official will work with educators and districts throughout Arkansas to facilitate educator training, professional development and hosting experiences that allow teachers to learn about ASMSA on our campus. ASMSA will increase its efforts to collect, share and distribute syllabi, course materials, pre-recorded lectures and other resources that can be used in classrooms across Arkansas.

**5. Continue the physical transformation of ASMSA's campus by constructing modern learning spaces that meet critical program needs.**

The core of the ASMSA campus is comprised of facilities previously used as the St. Joseph Mercy Hospital. The primary building was constructed in 1928. Other facilities built in the 1970s and 1980s have been converted to academic spaces. In 2012, ASMSA opened a new \$18 million Student Center. Funding for the project was made possible through the American Recovery and Reinvestment Act of 2009 and through additional support from the Governor of the State of Arkansas. The Student Center represents the first new construction on ASMSA's campus since the program opened in 1993.

In order to demolish the former Residence Life Building and connected structures, ASMSA must first construct academic

## **ARKANSAS SCHOOL FOR MATHEMATICS, SCIENCES AND THE ARTS**

### **Mr. Corey Alderdice, Director**

---

spaces to house our Computer Science and Arts programs. In the time since fine and performing arts were added to ASMSA's legislated mission in 2004, the General Assembly has not allocated funds to construct appropriate spaces in support of this stated mission. In addition, ASMSA remains one of only a handful of schools in Arkansas offering advanced computer science education. The Creativity and Innovation Complex will provide both of these marquee programs with appropriate learning spaces in support of our residential students and outreach programs for talented Arkansas middle and high school students. The facility will also house ASMSA Information Technology staff, network infrastructure and a "maker space" for 3D printing, CNC milling, laser cutting, wood work and rapid prototyping that could serve as a valuable resource for both the Hot Springs business and manufacturing communities. Construction of the \$8.25 million facility is slated to commence in late 2016.

ASMSA will pursue updates to the 2008 Campus Master Plan that highlight future residential, science lab and administrative spaces necessary for the continued operation and growth of the program. Since the Majestic Hotel fire in 2013, considerable community and state interest has been placed on the future of downtown Hot Springs. With its campus adjacent to this site, ASMSA has the potential to be a beacon of the future for the community while anchoring the school's end of historic Central Avenue.

### **PERSONNEL REQUESTS**

**Position Title:** ASMSA Assistant Dean for Student Wellness

**Line Item:** 181.01

**Positions Requested:** 1

The residential, living-learning community at ASMSA requires a more holistic approach to student health and wellness. The position and nature of the role of the traditional school nurse has evolved over time. Beyond basic care of student, the efforts of the Assistant Dean for Student Wellness will focus on broader, programmatic approaches to ensuring students reside and learn in a community that promotes their physical, social, and emotional health and wellbeing. The Assistant Dean for Student Wellness will serve as an important bridge between the academic and residential units on campus. As ASMSA develops a "residential curriculum" that supports learning and personal development beyond the

**ARKANSAS SCHOOL FOR MATHEMATICS, SCIENCES AND THE ARTS**  
**Mr. Corey Alderdice, Director**

---

classroom, this position will play an essential role in the development and implementation of the curriculum.

**Position Title:** ASMSA Computer Science Education Specialist

**Line Item:** 186.01

**Positions Requested:** 1

Increased interest in computer science education throughout Arkansas has afforded ASMSA the opportunity to continue its leadership in classroom learning, distance education, teacher training, and professional development in coding, hardware, and computer programming. The position will oversee ASMSA's "Coding Arkansas' Future" initiative. The CS Ed Specialist is responsible for developing opportunities that map to both the Arkansas Department of Education computer science frameworks as well as national standards from The College Board, Computer Science Teachers Association, Code.org, and other leading advocates. Primary responsibilities include instructional support and mentoring for an annual cohort of educators beginning their experience teaching computer science.

**Position Title:** ASMSA Student Success Coordinator

**Line Item:** 191.01

**Positions Requested:** 1

With increasing expectations from parents that the ASMSA experience will serve as a springboard for college enrollment and scholarship opportunities as well as shrinking acceptance rates at the nation's most selective universities, we wish to place greater emphasis and time on our college planning and advising program. The attention of the Student Success Coordinator will be focused on both our highest achieving students as well as those most at-risk within the program. ASMSA strives to be a leader among its peer institutions in promoting both access and success to students across a diverse array of geographic, racial, ethnic, economic, and social backgrounds. Those populations require more personalized attention and specialized messages during the recruitment process. Helping these students succeed is an important component of achieving our legislated mission while ensuring ASMSA is an opportunity available to students from across the state.

**ARKANSAS SCHOOL FOR MATHEMATICS, SCIENCES AND THE ARTS**  
**Mr. Corey Alderdice, Director**

---

**Position Title:** ASMSA Admissions Coordinator

**Line Item:** 196.01

**Positions Requested:** 1

As an institution with a selective admissions policy, the practice of identifying, recruiting, and enrolling an annual pool of academically and emotionally qualified students who represent the geographic and ethnic diversity of Arkansas is central to the legislated mission of ASMSA, as well as the success of the institution. As more schools begin to understand the critical role of science and mathematics as twenty-first century competencies, ASMSA has an increased burden in securing exceptional candidates. The growth of a variety of STEM-focused programs over the last decade requires a skilled communicator who can differentiate the value ASMSA provides to gifted and talented students. Consolidating positions within the admissions office is a more effective use of resources and prevents turnover of talented people in these positions. Much of the work of the admissions office is dependent on developing strong relationships with local schools across the state, which can only be nurtured over time. The Admissions Coordinator will also focus on recruitment of special populations. ASMSA strives to be a leader among its peer institutions in promoting both access and success to students across a diverse array of geographic, racial, ethnic, economic, and social backgrounds. Those populations require more personalized attention and specialized messages during the recruitment process.

**PROGRAMS, AWARDS AND SPECIAL RECOGNITIONS:**

ASMSA was ranked 10<sup>th</sup> nationally, 5<sup>th</sup> in the South, and 1<sup>st</sup> in Arkansas in *The Daily Beast's* 2014 survey of “America’s Top High Schools.” In 2015 and 2016, ASMSA was named to *The Washington Post's* list of 27 “Public Elite” U.S. high schools. This unranked list honors schools that serve advanced students. The Class of 2015’s average ACT composite score of 29.8—the highest in school history—was the primary qualification for making the list.

The Jack Kent Cooke Foundation recognized ASMSA as one of six out of the nation’s 200 selective admissions public high schools for its commitment to promoting both access and success for high-ability, low-income students. One-in-three ASMSA students qualify for school meal programs, the highest of its benchmark institutions and double the national average of the school’s peers.

**ARKANSAS SCHOOL FOR MATHEMATICS, SCIENCES AND THE ARTS**  
**Mr. Corey Alderdice, Director**

---

The 96 members of the Class of 2016 received \$19 million in scholarship offers. Over the last five years, 66% of ASMSA graduates have continued their studies at Arkansas institutions of higher learning. Forty-five percent of graduates matriculate to campuses within the University of Arkansas System.

Five seniors qualified for the Intel International Science and Engineering Fair and traveled to Los Angeles in June to present their findings in the annual, global competition. Three were honored among the world's top young researchers. Over the last decade, 40 ASMSA students have competed in the world's largest science competition.

From August 2015 to July 2016, 69 ASMSA students and eight faculty members participated in global learning experiences abroad. Programs included the ASMSA-sponsored Italian Renaissance Art and Architecture experience—with support from The Windgate Charitable Foundation—and a spring break Spanish immersion program in Barcelona. A summer research program in Belize in partnership with Henderson State University and French immersion program in Quebec were offered for the first time. ASMSA students studied in Asia through the Laurasian Institute's Kakehashi Project (Japan), Confucius Institute China Summer Bridge, Hot Springs-Hanamaki Sister City Program and Youth for Understanding.

**INSTITUTION APPROPRIATION SUMMARY  
2017-2019 BIENNIUM**

INSTITUTION ARKANSAS SCHOOL FOR MATHEMATICS, SCIENCES AND THE ARTS

APPROPRIATION	HISTORICAL DATA						INSTITUTION REQUEST & AHECB RECOMMENDATION							
	2015-2016		2016-17		2016-17		2017-18				2018-19			
	ACTUAL	POS	BUDGETED	POS	AUTHORIZED	POS	INST REQUEST	POS	AHECB REC	POS	INST REQUEST	POS	AHECB REC	POS
1 STATE TREASURY	7,922,026		8,846,070		11,399,756		12,171,694		12,171,694		12,195,558		12,195,558	
2 CASH	603,057		30,000,000		30,000,000		30,000,000		30,000,000		30,000,000		30,000,000	
3														
4														
5														
6														
7														
8														
9														
10														
11 TOTAL	\$8,525,084	79	\$38,846,070	76	\$41,399,756	129	\$42,171,694	129	\$42,171,694	129	\$42,195,558	129	\$42,195,558	129
<b>FUNDING SOURCES</b>		%		%				%		%		%		%
12 PRIOR YEAR FUND BALANCE*	1,702,430	15%	2,789,382	7%			2,736,411	6%	2,736,411	6%	2,736,411	6%	2,736,411	6%
13 GENERAL REVENUE	1,113,015	10%	1,113,015	3%			1,755,199	4%	1,755,199	4%	1,779,063	4%	1,779,063	4%
14 EDUCATIONAL EXCELLENCE TRUST FUND	7,370,964	65%	7,680,084	18%			7,680,084	18%	7,680,084	18%	7,680,084	18%	7,680,084	18%
15 WORKFORCE 2000	0	0%	0	0%			0	0%	0	0%	0	0%	0	0%
16 CASH FUNDS	595,757	5%	30,000,000	72%			30,000,000	71%	30,000,000	71%	30,000,000	71%	30,000,000	71%
17 SPECIAL REVENUES		0%		0%				0%	0	0%		0%	0	0%
18 FEDERAL FUNDS	7,300	0%	0	0%			0	0%	0	0%	0	0%	0	0%
19 TOBACCO SETTLEMENT FUNDS	0	0%	0	0%			0	0%	0	0%	0	0%	0	0%
20 OTHER FUNDS	525,000	5%	0	0%			0	0%	0	0%	0	0%	0	0%
21 TOTAL INCOME	\$11,314,466	100%	\$41,582,481	100%			\$42,171,694	100%	\$42,171,694	100%	\$42,195,558	100%	\$42,195,558	100%
22 EXCESS (FUNDING)/APPROPRIATION	(\$2,789,382)		(\$2,736,411)				\$0		\$0		\$0		\$0	

UNRESTRICTED EDUCATIONAL & GENERAL FUND BALANCE AS OF JUNE 30, 2016:	\$1,623,952
LESS RESERVES FOR:	
ACCOUNTS RECEIVABLE	\$54,500
INVENTORIES	
YEAR-END ENCUMBRANCES NOT YET RECORDED AS LIABILITIES	\$13,901
INSURANCE DEDUCTIBLES	
MAJOR CRITICAL SYSTEMS FAILURES	
60 DAYS OF SALARIES & BENEFITS (CASH FLOW PURPOSES)	\$751,415
RESERVE FOR SPECIFIC ITEM (SOFTWARE, EQUIPMENT, ETC.)	
OTHER (FOOTNOTE BELOW)	
UNRESERVED EDUCATIONAL & GENERAL FUND BALANCE	\$804,136

\*Line 12 Prior Year Fund Balance includes only the portion of the fund balance needed to balance that fiscal year's budget.

**SUMMARY OF UNRESTRICTED EDUCATIONAL AND GENERAL CURRENT FUND EXPENDITURES AND INCOME  
AND AHECB GENERAL REVENUE RECOMMENDATIONS  
FOR THE 2017-2019 BIENNIUM (Non-Formula Entities)**

ARKANSAS SCHOOL FOR MATHEMATICS, SCIENCES AND THE ARTS

NAME OF INSTITUTION

EXPENDITURE CATEGORIES	2015-2016 ACTUAL	2016-2017 BUDGETED *	2017-19 INSTITUTIONAL REQUESTS / AHECB RECOMMENDATIONS			
			2017-2018		2018-2019	
			REQUEST	RECOMMENDATION	REQUEST	RECOMMENDATION
1 INSTRUCTION	2,459,644	2,501,217	2,649,264	2,649,264	2,654,766	2,654,766
2 ACADEMIC SUPPORT	1,168,168	1,227,423	1,300,074	1,300,074	1,302,774	1,302,774
3 STUDENT SERVICES	1,289,401	1,490,728	1,578,964	1,578,964	1,582,243	1,582,243
4 INSTITUTIONAL SUPPORT	874,228	1,179,861	1,249,697	1,249,697	1,252,292	1,252,292
5 OPERATION & MAINT OF PLANT	2,178,973	4,450,281	4,713,694	4,713,694	4,723,482	4,723,482
6						
7						
8						
9						
10						
11						
12						
13 MANDATORY TRANSFERS						
14 AUXILIARY TRANSFERS						
15 NON-MANDATORY TRANSFERS	1,048,591	680,000	680,000	680,000	680,000	680,000
16 TOTAL UNREST. E&G EXP.	\$9,019,004	\$11,529,510	\$12,171,694	\$12,171,694	\$12,195,558	\$12,195,558
17 NET LOCAL INCOME	535,025	761,411	761,411	761,411	761,411	761,411
18 PRIOR YEAR BALANCE***		1,975,000	1,975,000	1,975,000	1,975,000	1,975,000
STATE FUNDS:						
19 GENERAL REVENUE	1,113,015	1,113,015	1,755,199	1,755,199	1,779,063	1,779,063
20 EDUCATIONAL EXCELLENCE	7,370,964	7,680,084	7,680,084	7,680,084	7,680,084	7,680,084
21 WORKFORCE 2000						
22 TOBACCO SETTLEMENT FUNDS						
23 OTHER STATE FUNDS **						
24 TOTAL SOURCES OF INCOME	\$9,019,004	\$11,529,510	\$12,171,694	\$12,171,694	\$12,195,558	\$12,195,558

FORM BR-2 Nonformula

\* The amounts for Revenue Stabilization Act, Educational Excellence Trust Fund, and Workforce 2000 are based on the DF&A forecast.

\*\* Funds received for operating purposes from state appropriations other than RSA, EETF, and WF2000 (e.g. General Improvement) should be reported on Line 23 "Other State Funds" and identified in a footnote.

\*\*\*Line 18 Prior Year Fund Balance includes only the portion of the fund balance needed to balance that fiscal year's budget.

**APPROPRIATION ACT FORM - STATE TREASURY  
2017-2019 BIENNIUM**

FUND CMS0000

INSTITUTION ARKANSAS SCHOOL FOR MATHEMATICS, SCIENCES AND THE ARTS

APPROPRIATION 2FD

DESCRIPTION	ACTUAL 2015-2016	BUDGETED 2016-2017	AUTHORIZED APPROPRIATION 2016-2017	INSTITUTIONAL REQUEST / AHECB RECOMMENDATION		LEGISLATIVE RECOMMENDATION	
				2017-2018	2018-2019	2017-2018	2018-2019
1 REGULAR SALARIES	3,449,089	3,525,000	3,685,000	3,600,000	3,945,000		
2 EXTRA HELP WAGES	0	15,000	25,000	25,000	25,000		
3 OVERTIME							
4 PERSONAL SERVICES MATCHING	1,043,771	1,115,000	1,250,000	1,160,000	1,234,000		
5 OPERATING EXPENSES	3,242,295	3,864,756	3,864,756	4,460,000	4,460,000		
6 CONFERENCE FEES & TRAVEL	143,910	126,314	150,000	156,694	156,558		
7 PROFESSIONAL FEES AND SERVICES			400,000	150,000	150,000		
8 CAPITAL OUTLAY	42,962	50,000	50,000	50,000	75,000		
9 CAPITAL IMPROVEMENTS				2,420,000	2,000,000		
10 CONSTRUCTION	0	0	1,500,000				
11 LOANS/REIMBURSEMENT	0	150,000	475,000	150,000	150,000		
12							
13 TOTAL APPROPRIATION	\$7,922,026	\$8,846,070	\$11,399,756	\$12,171,694	\$12,195,558	\$0	\$0
14 PRIOR YEAR FUND BALANCE**	1,702,430	2,789,382		2,736,411	2,736,411		
15 GENERAL REVENUE	1,113,015	1,113,015		1,755,199	1,779,063		
16 EDUCATIONAL EXCELLENCE TRUST FUND	7,370,964	7,680,084		7,680,084	7,680,084		
17 SPECIAL REVENUES * [WF2000]							
18 FEDERAL FUNDS IN STATE TREASURY							
19 TOBACCO SETTLEMENT FUNDS							
20 OTHER STATE TREASURY FUNDS	525,000						
21 TOTAL INCOME	\$10,711,409	\$11,582,481		\$12,171,694	\$12,195,558	\$0	\$0
22 EXCESS (FUNDING)/APPROPRIATION	(\$2,789,382)	(\$2,736,411)		\$0	\$0	\$0	\$0

\* Report WF2000 funds on line 17 - "Special Revenues".

\*\*Line 14 Prior Year Fund Balance includes only the portion of the fund balance needed to balance that fiscal year's budget.

FORM BR-3



**APPROPRIATION ACT FORM - CASH FUNDS  
2017-2019 BIENNIUM**

FUND 2000300

INSTITUTION ARKANSAS SCHOOL FOR MATHEMATICS, SCIENCES AND THE ARTS

APPROPRIATION C77

DESCRIPTION	ACTUAL 2015-2016	BUDGETED 2016-2017	AUTHORIZED APPROPRIATION 2016-2017	INSTITUTIONAL REQUEST / AHECB RECOMMENDATION		LEGISLATIVE RECOMMENDATION	
				2017-2018	2018-2019	2017-2018	2018-2019
1 REGULAR SALARIES	54,225	5,000,000	5,000,000	5,000,000	5,000,000		
2 EXTRA HELP WAGES	31,651	150,000	150,000	150,000	150,000		
3 OVERTIME							
4 PERSONAL SERVICES MATCHING	14,280	1,700,000	1,700,000	1,700,000	1,700,000		
5 OPERATING EXPENSES	205,324	3,930,000	3,965,000	3,965,000	3,965,000		
6 CONFERENCE FEES & TRAVEL	2,443	300,000	300,000	300,000	300,000		
7 PROFESSIONAL FEES AND SERVICES	20,043	400,000	400,000	400,000	400,000		
8 CAPITAL OUTLAY	117,544	4,000,000	4,000,000	4,000,000	4,000,000		
9 CAPITAL IMPROVEMENTS	0	4,000,000	4,000,000	14,000,000	14,000,000		
10 DEBT SERVICE	150,000	450,000	450,000	450,000	450,000		
11 FUND TRANSFERS, REFUNDS AND INVESTMENTS							
12 PROMOTIONAL ITEMS	7,548	70,000	35,000	35,000	35,000		
13 CONSTRUCTION	0	10,000,000	10,000,000				
14							
15							
16 TOTAL APPROPRIATION	\$603,057	\$30,000,000	\$30,000,000	\$30,000,000	\$30,000,000	\$0	\$0
17 PRIOR YEAR FUND BALANCE***							
18 TUITION AND MANDATORY FEES							
19 ALL OTHER FEES							
20 SALES AND SERVICES RELATED TO EDUCATIONAL DEPARTMENTS	32,910						
21 INVESTMENT INCOME	48,137	54,861		54,861	54,861		
22 FEDERAL CASH FUNDS	7,300						
23 OTHER CASH FUNDS	514,710	29,945,139		29,945,139	29,945,139		
24 TOTAL INCOME	\$603,057	\$30,000,000		\$30,000,000	\$30,000,000	\$0	\$0
25 EXCESS (FUNDING)/APPROPRIATION	\$0	\$0		\$0	\$0	\$0	\$0

**TOTAL NUMBER OF POSITIONS (GENERAL REVENUE AND CASH COMBINED)**

	ACTUAL 2015-2016	BUDGETED 2016-2017	AUTHORIZED 2016-2017	INSTITUTIONAL REQUEST	AHECB RECOMMEND	LEGISLATIVE RECOMMENDATION
				2017-2019	2017-2019	2017-2019
REGULAR POSITIONS	79	76	129	129	129	
TOBACCO POSITIONS						
EXTRA HELP **	7	4	10	10	10	

FORM BR-4

\*\* The total number of Extra-Help shown in the requested column will be the total extra-Help positions [General Revenue and Cash] requested to be authorized.

\*\*\*Line 17 Prior Year Fund Balance includes only the portion of the fund balance needed to balance that fiscal year's budget.

# AUXILIARY ENTERPRISE CASH INCOME AND EXPENDITURES

ARKANSAS SCHOOL FOR MATHEMATICS, SCIENCES AND THE ARTS

(NAME OF INSTITUTION)

ACTIVITY	ACTUAL 2015-2016				BUDGETED 2016-2017			
	INCOME	OPERATING EXPENSES	DEBT SERVICE	NET INCOME	INCOME	OPERATING EXPENSES	DEBT SERVICE	NET INCOME
1 INTERCOLLEGIATE ATHLETICS *	0	0	0	0	0	0	0	0
2 HOUSING	0	0	0	0	0	0	0	0
3 FOOD SERVICES	0	0	0	0	0	0	0	0
4 STUDENT UNION	0	0	0	0	0	0	0	0
5 BOOKSTORE	0	0	0	0	0	0	0	0
6 STUDENT ORGANIZATIONS AND PUBLICATIONS	0	0	0	0	0	0	0	0
7 OTHER	0	0	0	0	0	0	0	0
8 SUBTOTAL	\$0	\$0	\$0	\$0	\$0	\$0	\$0	\$0
9 ATHLETIC TRANSFER **	0			0	0			0
10 OTHER TRANSFERS ***	0			0	0			0
11 GRAND TOTAL INCOME, OPERATING EXPENSES, & DEBT SERVICE FOR AUXILIARY ENTERPRISES	\$0	\$0	\$0	\$0	\$0	\$0	\$0	\$0

\* Intercollegiate athletic income should include the institutional board of trustees' approved student athletic fees.

FORM BR-5

\*\* For both two-year and four-year institutions, line 9, Athletic Transfer should contain the amount transferred from E&G to athletics.

\*\*\* For both two-year and four-year institutions, line 10, Other Transfers should contain the amount either transferred from E&G to support the college union, student organizations and student publications; or from auxiliary to other funds (e.g. plant funds), shown as a negative number.

**EMPLOYMENT INFORMATION  
IDENTIFICATION BY EMPLOYMENT CLASSIFICATION**

ARKANSAS SCHOOL FOR MATHEMATICS, SCIENCES AND  
(NAME OF INSTITUTION)

TOTAL NUMBER OF EMPLOYEES IN FISCAL YEAR 2015-2016:						<u>79</u>
(As of November 1, 2015 )						
Nonclassified Administrative Employees:						
White Male:	<u>17</u>	Black Male:	<u>1</u>	Other Male:	<u>0</u>	Total Male: <u>18</u>
White Female:	<u>21</u>	Black Female:	<u>6</u>	Other Female:	<u>0</u>	Total Female: <u>27</u>
Nonclassified Health Care Employees:						
White Male:	<u>0</u>	Black Male:	<u>0</u>	Other Male:	<u>0</u>	Total Male: <u>0</u>
White Female:	<u>0</u>	Black Female:	<u>0</u>	Other Female:	<u>0</u>	Total Female: <u>0</u>
Classified Employees:						
White Male:	<u>0</u>	Black Male:	<u>0</u>	Other Male:	<u>0</u>	Total Male: <u>0</u>
White Female:	<u>0</u>	Black Female:	<u>0</u>	Other Female:	<u>0</u>	Total Female: <u>0</u>
Faculty:						
White Male:	<u>20</u>	Black Male:	<u>0</u>	Other Male:	<u>0</u>	Total Male: <u>20</u>
White Female:	<u>11</u>	Black Female:	<u>1</u>	Other Female:	<u>2</u>	Total Female: <u>14</u>
Total White Male: <u>37</u>						Total Male: <u>38</u>
Total White Female: <u>32</u>						Total Female: <u>41</u>
Total Black Male: <u>1</u>						
Total Black Female: <u>7</u>						
Total Other Male: <u>0</u>						
Total Other Female: <u>2</u>						
Total White: <u>69</u>						Total Employees: <u>79</u>
Total Black: <u>8</u>						
Total Other: <u>2</u>						
Total Minority: <u>10</u>						

FORM BR-6

**ARKANSAS PUBLIC HIGHER EDUCATION INSTITUTIONS AND ENTITIES**  
**STATE CONTRACTS OVER \$50,000 AWARDED TO MINORITY OWNED BUSINESSES**  
**Fiscal Year 2016**  
**Required by A.C.A. 25-36-104**

**Institution**

ARKANSAS SCHOOL FOR MATHEMATICS, SCIENCES AN

Minority Business	Total Contract Awarded	Minority Type per A.C.A. 15-4-303 (2)					
		African American	Hispanic American	American Indian	Asian American	Pacific Islander American	Disabled Veteran
Marcis and Associates, Inc.	\$144,535		X				

**TOTAL NUMBER OF MINORITY CONTRACTS AWARDED** 1

**TOTAL EXPENDITURES ON CONTRACTS AWARDED** \$1,446,947  
 (Total Expenditures equals ALL Contracts Exceeding \$50,000--Minority and Non-Minority)

**% OF MINORITY CONTRACTS AWARDED** 13%

## **UNIVERSITY OF ARKANSAS - FORT SMITH**

### **Paul B. Beran, Ph.D., Chancellor**

---

The University of Arkansas - Fort Smith (UAFS) recently celebrated 88 years of service to the citizens of Western Arkansas and the region. Over the years, the name has changed several times, but the changes made were more significant than name alone. UAFS's history is one of continuous, purposeful change, driven by the learning needs of the area served. The institution has changed from a public two-year junior college (1928-1950) organized within the public school system to private status (1950-1965) and back to that of a public institution (1965 to present). From being a two-year liberal arts institution, it evolved into a nationally recognized comprehensive community college. Now in its 14th year of transition and transformation to a distinctive, learning-centered, "hybrid" baccalaureate institution, UAFS is in many ways a new school—an 88-year-old institution in its infancy.

#### **HISTORY AND ENABLING LEGISLATION**

UAFS was established in 1928 as an extension of the public school system in Fort Smith, Arkansas. Known originally as Fort Smith Junior College, the institution operated within the Fort Smith public school system until 1950, when the school was incorporated as a private, nonprofit institution with its own governing board.

In September 1952, the College moved from borrowed facilities in the high school to its current site.

In 1960, a vocational-technical division was added. The college began developing the programs and character of a comprehensive community college—a new concept in Arkansas and across the nation.

An Arkansas constitutional amendment received voter approval in the fall of 1964 and was followed by an enabling act passed by the Arkansas General Assembly early in 1965. The latter legislation authorized citizens to create community college districts by popular referendum. In a special election held in the fall of 1965, the Sebastian County electorate approved the creation of the Sebastian County Community Junior College District along with a tax levy on the real and personal property in the county. The governor appointed a Board of Trustees, and the school again became a public institution. Subsequent trustees were elected by popular vote of the citizens of Sebastian County, Arkansas.

In 1966, the name was changed from Fort Smith Junior College to Westark Junior College, indicating the larger area to

## UNIVERSITY OF ARKANSAS - FORT SMITH

### Paul B. Beran, Ph.D., Chancellor

---

be served. In 1972, the Board of Trustees again changed the name of the institution to Westark Community College, an acknowledgement of a national trend to develop comprehensive two-year colleges as "community" rather than junior, transfer only, institutions.

In 1997, the 81st General Assembly of the Arkansas Legislature passed Act 971. This act officially designated Westark Community College as a "*Unique Community College*" and granted it authority to offer up to nine applied bachelor's degrees developed in response to identified needs in the area and industries served. A further feature of this legislation was authority granted "*to experiment with employment models other than tenure to accommodate the development and delivery of curriculum, such as the employment of new faculty on a twelve-month, forty-hour work basis, with rewards for administrative staff and faculty based upon results.*"

The name of the college was changed yet again in February 1998 to Westark College, based on the desire of the Board of Trustees to more accurately portray the evolving mission, role and scope of the rapidly growing institution.

On December 15, 2000, the Board of Trustees of Westark College entered into an agreement with the Board of Trustees of the University of Arkansas to merge Westark College with the University of Arkansas System as a four-year institution and become the University of Arkansas - Fort Smith. The merger agreement endorsed the concept of UAFS as a unique university—one that offers applied and traditional baccalaureate degree programs, one-and two-year associate and technical programs, and noncredit business and industry training programs.

In 2001, the Sebastian County electorate voted to support the merger of Westark College with the University of Arkansas System. Based on this vote and the final determination to proceed with the merger, a formal request to change affiliation status to that of a bachelor's degree-granting institution under the name of the University of Arkansas - Fort Smith was submitted to the Higher Learning Commission in August 2001. The Institutional Actions Council voted on November 19, 2001, to extend the status to that of a bachelor's degree-granting institution. A follow-up focused visit in April 2002 validated the change in affiliation status and was confirmed with a revised Statement of Affiliation Status dated August 12, 2002.

## **UNIVERSITY OF ARKANSAS - FORT SMITH**

### **Paul B. Beran, Ph.D., Chancellor**

---

The 83rd General Assembly provided a statutory means for a four-year institution to receive local tax support when it passed Act 1796 of 2001. This legislation authorizes counties to impose a sales tax for the benefit of a community college that merges into a four-year institution, thereby opening an avenue for the merger to proceed if approved by district voters.

The matter of continued local financial support through a sales and use tax was presented to the voters of Sebastian County at a special election held on July 17, 2001. On that date, citizens approved the dissolution of the community college district, repeal of property tax levies collected for the district, and collection of a one-quarter of one-percent sales tax for the support of UAFS.

On January 1, 2002, the Sebastian County Community Junior College District was dissolved, the property tax collected for the benefit of Westark College was discontinued and replaced by a countywide sales tax, and Westark College, a comprehensive community college, became the University of Arkansas - Fort Smith, a four-year institution. Also on this date, the elected Board of Trustees of Westark College conveyed governance of the merged institution to the Board of Trustees of the University of Arkansas System and then was dissolved to be reappointed as the Board of Visitors, an advisory board, to the University of Arkansas - Fort Smith.

UAFS is currently operating under Act 145 of 2016 (90<sup>th</sup> General Assembly, State of Arkansas). Act 145 is *“An Act to make an appropriation for personal services and operating expenses for the University of Arkansas - Fort Smith for the fiscal year ending June 30, 2017; and for other purposes.”*

### **INSTITUTIONAL VISION STATEMENT, MISSION STATEMENT, AND STRATEGIC PLAN**

UAFS has consistently defined its roles as a leader in higher education and a driving force in the regional economy. Following is an outline of actions designed to reinforce and expand the goals UAFS has already put into practice:

## **UNIVERSITY OF ARKANSAS - FORT SMITH**

### **Paul B. Beran, Ph.D., Chancellor**

---

#### **VISION**

UAFS will be a premier regional university, connecting education with careers.

#### **MISSION**

UAFS prepares students to succeed in an ever-changing global world while advancing economic development and quality of place.

#### **STRATEGIC PLAN**

- Create and implement enrollment management strategies focusing on recruiting and supporting students to graduation and postgraduate success;
- Increase and diversify quality of life and quality of place initiatives for the campus and the community;
- Increase and diversify academic and professional educational opportunities;
- Expand UAFS's position as a primary contributor to economic development; and
- Continue to seek and steward resources.

By following the framework put forth in the strategic plan, UAFS will solidify its presence as an engine of regional economic and community development, while producing work-ready graduates.

#### **ACCREDITATION**

The University of Arkansas - Fort Smith is accredited by the Higher Learning Commission of the North Central Association of Colleges and Schools. The HLC has made the following accreditation visits and focus visits:

- 1970 -- Granted candidacy status by the North Central Association of Colleges and Schools
- 1973 -- First accreditation visit—received initial 5-year accreditation
- 1978 -- Second accreditation visit—received 7-year accreditation
- 1985 -- Third accreditation visit—received 10-year accreditation



**UNIVERSITY OF ARKANSAS - FORT SMITH**  
**Paul B. Beran, Ph.D., Chancellor**

---

- 1995 -- Fourth accreditation visit—received 10-year accreditation
- 1999 -- Focused Visit--Manufacturing Technology Program (bachelor's degree program)
- 2002 -- Focused Visit—Accreditation visit for WC/UAFS conversion; requested approval of institutional change from a two-year degree-granting institution (Westark College) to a bachelor's degree granting institution (University of Arkansas - Fort Smith)
- 2005 -- Fifth Accreditation visit—received 10-year accreditation
- 2015 – Sixth Accreditation visit—received 10-year accreditation

An electronic assurance review is to be submitted in year 4 (during academic year 2018-19). The Seventh Accreditation Visit by the HLC is scheduled for 2025.

In addition to NCA accreditation, UAFS is approved by the United States Department of Education, the United States Department of Health and Human Services, and the Arkansas State Approving Agency for veterans' training.

The Concurrent Enrollment program at UAFS is accredited by the National Alliance of Concurrent Enrollment Partnerships (NACEP).

Program accreditations:

- Programs offered by the College of Applied Science and Technology are accredited by the Association of Technology, Management and Applied Engineering (ATMAE). The automotive program is certified by the National Automotive Technicians Education Foundation (NATEF). The legal assistance/paralegal program is approved by the American Bar Association (ABA).
- Programs offered by the College of Business are accredited by the Association to Advance Collegiate Schools of Business (AACSB International).
- Nursing programs offered by the College of Health Sciences are approved by the Arkansas State Board of Nursing (ASBN). The traditional BSN program and the RN-BSN online completion program are accredited by the Accreditation Commission for Education in Nursing (ACEN). The surgical technology program is accredited by the

**UNIVERSITY OF ARKANSAS - FORT SMITH**  
**Paul B. Beran, Ph.D., Chancellor**

---

Accreditation Review Council on Education in Surgical Technology and Surgical Assisting (ARC/STSA) through the Commission on Accreditation of Allied Health Education Programs (CAAHEP). The dental hygiene program is accredited by the American Dental Association's Commission on Dental Accreditation (CODA). The radiography program is accredited by the Joint Review Committee on Education in Radiologic Technology (JRCERT) and the diagnostic medical sonography program is accredited by the Joint Review Committee of Diagnostic Medical Sonography (JRCEDMS) through the Commission on Accreditation of Allied Health Education Programs (CAAHEP).

- Within the College of Communication, Languages, Arts and Social Sciences, the music department is an accredited institutional member of the National Association of Schools of Music (NASM).
- Programs offered by the School of Education are approved by the Arkansas Department of Education and accredited by the National Council for the Accreditation of Teacher Education (NCATE). The Early Childhood Education P-4 Program is accredited by the National Association for the Education of Young Children (NAEYC). The Middle Childhood Education Program is accredited by the Association for Middle Level Education (AMLE). Secondary Education Programs are delivered in their respective colleges in coordination with the School of Education. The Biology with Life/Earth Science Teacher Licensure Program is accredited by the National Science Teachers Association (NSTA). The English with Teacher Licensure Program is accredited by the National Council of Teachers of English (NCTE). The History with Social Studies Teacher Licensure Program is accredited by the National Council for the Social Studies (NCSS). The Mathematics with Teacher Licensure Program is accredited by the National Council of Teachers of Mathematics (NCTM). The Music with Teacher Licensure Program is accredited by National Association of Schools of Music (NASM). The Spanish with Teacher Licensure Program is accredited by the American Council on the Teaching of Foreign Languages (ACTFL).

**ADDITIONAL APPROPRIATIONS AND NEW POSITIONS**

The University of Arkansas – Fort Smith is a formula driven entity and as such will not make a request for general revenue. In accordance with Act 1203 of 2011, which modified Arkansas Annotated Code 6-61-224, UAFS will be funded with an outcome-centered component of the formula in addition to the needs-based formula that has been used

**UNIVERSITY OF ARKANSAS - FORT SMITH**  
**Paul B. Beran, Ph.D., Chancellor**

---

in previous years.

The University of Arkansas – Fort Smith requests no additional positions.

THIS PAGE INTENTIONALLY LEFT BLANK

**INSTITUTION APPROPRIATION SUMMARY  
2017-2019 BIENNIUM**

INSTITUTION UNIVERSITY OF ARKANSAS FORT SMITH

APPROPRIATION	HISTORICAL DATA						INSTITUTION REQUEST & AHECB RECOMMENDATION							
	2015-2016		2016-17		2016-17		2017-18				2018-19			
	ACTUAL	POS	BUDGETED	POS	AUTHORIZED	POS	INST REQUEST	POS	AHECB REC	POS	INST REQUEST	POS	AHECB REC	POS
1 STATE TREASURY	23,895,393		23,889,894		27,295,019		26,220,925		26,220,925		26,771,564		26,771,564	
2 CASH	54,445,030		221,901,642		221,901,642		221,901,642		221,901,642		221,901,642		221,901,642	
3														
4														
5														
6														
7														
8														
9														
10														
11 TOTAL	\$78,340,423	756	\$245,791,536	758	\$249,196,661	1,119	\$248,122,567	1,119	\$248,122,567	1,119	\$248,673,206	1,119	\$248,673,206	1,119
<b>FUNDING SOURCES</b>		%		%				%		%		%		%
12 PRIOR YEAR FUND BALANCE*	0	0%	0	0%			0	0%	0	0%	0	0%	0	0%
13 GENERAL REVENUE	20,594,615	26%	20,594,615	8%			22,925,646	9%	22,925,646	9%	23,476,285	9%	23,476,285	9%
14 EDUCATIONAL EXCELLENCE TRUST FUND	3,162,644	4%	3,295,279	1%			3,295,279	1%	3,295,279	1%	3,295,279	1%	3,295,279	1%
15 WORKFORCE 2000	0	0%	0	0%			0	0%	0	0%	0	0%	0	0%
16 CASH FUNDS	39,123,745	50%	206,601,642	84%			206,601,642	83%	206,601,642	83%	206,601,642	83%	206,601,642	83%
17 SPECIAL REVENUES		0%		0%				0%	0	0%		0%	0	0%
18 FEDERAL FUNDS	15,321,285	20%	15,300,000	6%			15,300,000	6%	15,300,000	6%	15,300,000	6%	15,300,000	6%
19 TOBACCO SETTLEMENT FUNDS	0	0%	0	0%			0	0%	0	0%	0	0%	0	0%
20 OTHER FUNDS	138,134	0%	0	0%			0	0%	0	0%	0	0%	0	0%
21 TOTAL INCOME	\$78,340,423	100%	\$245,791,536	100%			\$248,122,567	100%	\$248,122,567	100%	\$248,673,206	100%	\$248,673,206	100%
22 EXCESS (FUNDING)/APPROPRIATION	\$0		\$0				\$0		\$0		\$0		\$0	

UNRESTRICTED EDUCATIONAL & GENERAL FUND BALANCE AS OF JUNE 30, 2016:	\$6,014,956
LESS RESERVES FOR:	
ACCOUNTS RECEIVABLE	\$1,106,072
INVENTORIES	\$24,302
YEAR-END ENCUMBRANCES NOT YET RECORDED AS LIABILITIES	\$126,169
INSURANCE DEDUCTIBLES	\$100,000
MAJOR CRITICAL SYSTEMS FAILURES	\$1,000,000
60 DAYS OF SALARIES & BENEFITS (CASH FLOW PURPOSES)	\$6,051,050
RESERVE FOR SPECIFIC ITEM (SOFTWARE, EQUIPMENT, ETC.)	
OTHER (FOOTNOTE BELOW)	
UNRESERVED EDUCATIONAL & GENERAL FUND BALANCE	(\$2,392,637)

\*Line 12 Prior Year Fund Balance includes only the portion of the fund balance needed to balance that fiscal year's budget.

**APPROPRIATION ACT FORM - STATE TREASURY  
2017-2019 BIENNium**

FUND CWW0000

INSTITUTION UNIVERSITY OF ARKANSAS FORT SMITH

APPROPRIATION 568

DESCRIPTION	ACTUAL 2015-2016	BUDGETED 2016-2017	AUTHORIZED APPROPRIATION 2016-2017	INSTITUTIONAL REQUEST / AHECB RECOMMENDATION		LEGISLATIVE RECOMMENDATION	
				2017-2018	2018-2019	2017-2018	2018-2019
1 REGULAR SALARIES	17,630,902	17,636,023	20,600,000	19,650,925	20,086,564		
2 EXTRA HELP WAGES	500,000	500,000	760,019	750,000	765,000		
3 OVERTIME							
4 PERSONAL SERVICES MATCHING	3,358,871	3,358,871	3,515,000	3,400,000	3,450,000		
5 OPERATING EXPENSES	2,375,000	2,375,000	2,400,000	2,400,000	2,450,000		
6 CONFERENCE FEES & TRAVEL	0	0	0	0	0		
7 PROFESSIONAL FEES AND SERVICES	0	0	0	0	0		
8 CAPITAL OUTLAY	0	0	0	0	0		
9 FUNDED DEPRECIATION	20,000	20,000	20,000	20,000	20,000		
10 WORKERS COMP/SURETY PREMIUM	10,620						
11							
12							
13 TOTAL APPROPRIATION	\$23,895,393	\$23,889,894	\$27,295,019	\$26,220,925	\$26,771,564	\$0	\$0
14 PRIOR YEAR FUND BALANCE**							
15 GENERAL REVENUE	20,594,615	20,594,615		22,925,646	23,476,285		
16 EDUCATIONAL EXCELLENCE TRUST FUND	3,162,644	3,295,279		3,295,279	3,295,279		
17 SPECIAL REVENUES * [WF2000]							
18 FEDERAL FUNDS IN STATE TREASURY							
19 TOBACCO SETTLEMENT FUNDS							
20 OTHER STATE TREASURY FUNDS	138,134						
21 TOTAL INCOME	\$23,895,393	\$23,889,894		\$26,220,925	\$26,771,564	\$0	\$0
22 EXCESS (FUNDING)/APPROPRIATION	\$0	\$0		\$0	\$0	\$0	\$0

\* Report WF2000 funds on line 17 - "Special Revenues".

FORM BR-3

\*\*Line 14 Prior Year Fund Balance includes only the portion of the fund balance needed to balance that fiscal year's budget.

NOTE: Line 20 Other State Treasury Funds - tuition adjustment for border state students in Oklahoma counties that are part of our MSA.

**APPROPRIATION ACT FORM - CASH FUNDS  
2017-2019 BIENNIUM**

FUND 216000

INSTITUTION UNIVERSITY OF ARKANSAS FORT SMITH

APPROPRIATION B12

DESCRIPTION	ACTUAL 2015-2016	BUDGETED 2016-2017	AUTHORIZED APPROPRIATION 2016-2017	INSTITUTIONAL REQUEST / AHECB RECOMMENDATION		LEGISLATIVE RECOMMENDATION	
				2017-2018	2018-2019	2017-2018	2018-2019
1 REGULAR SALARIES	13,973,703	42,575,000	42,575,000	42,575,000	42,575,000		
2 EXTRA HELP WAGES	814,005	4,291,326	4,291,326	4,291,326	4,291,326		
3 OVERTIME	10,621	1,163,518	1,163,518	1,163,518	1,163,518		
4 PERSONAL SERVICES MATCHING	4,851,826	14,453,679	14,453,679	14,453,679	14,453,679		
5 OPERATING EXPENSES	14,557,502	31,752,034	31,752,034	31,752,034	31,752,034		
6 CONFERENCE FEES & TRAVEL	196,707	1,500,000	1,500,000	1,500,000	1,500,000		
7 PROFESSIONAL FEES AND SERVICES	601,898	4,450,000	4,450,000	4,450,000	4,450,000		
8 CAPITAL OUTLAY	589,349	32,958,940	32,958,940	32,958,940	32,958,940		
9 CAPITAL IMPROVEMENTS	9,380,111	50,000,000	50,000,000	50,000,000	50,000,000		
10 DEBT SERVICE	0	10,773,118	10,773,118	10,773,118	10,773,118		
11 FUND TRANSFERS, REFUNDS AND INVESTMENTS	9,373,053	27,559,027	27,559,027	27,559,027	27,559,027		
12 PROMOTIONAL ITEMS	96,255	425,000	425,000	425,000	425,000		
13							
14							
15							
16 TOTAL APPROPRIATION	\$54,445,030	\$221,901,642	\$221,901,642	\$221,901,642	\$221,901,642	\$0	\$0
17 PRIOR YEAR FUND BALANCE***							
18 TUITION AND MANDATORY FEES	36,591,991	39,566,473		39,566,473	39,566,473		
19 ALL OTHER FEES							
20 SALES AND SERVICES RELATED TO EDUCATIONAL DEPARTMENTS	471,787	470,000		470,000	470,000		
21 INVESTMENT INCOME	176,105	175,000		175,000	175,000		
22 FEDERAL CASH FUNDS	15,321,285	15,300,000		15,300,000	15,300,000		
23 OTHER CASH FUNDS	1,883,862	166,390,169		166,390,169	166,390,169		
24 TOTAL INCOME	\$54,445,030	\$221,901,642		\$221,901,642	\$221,901,642	\$0	\$0
25 EXCESS (FUNDING)/APPROPRIATION	\$0	\$0		\$0	\$0	\$0	\$0

**TOTAL NUMBER OF POSITIONS (GENERAL REVENUE AND CASH COMBINED)**

	ACTUAL 2015-2016	BUDGETED 2016-2017	AUTHORIZED 2016-2017	INSTITUTIONAL REQUEST	AHECB RECOMMEND	LEGISLATIVE RECOMMENDATION
				2017-2019	2017-2019	2017-2019
REGULAR POSITIONS	756	758	1,119	1,119	1,119	
TOBACCO POSITIONS						
EXTRA HELP **	458	458	910	910	910	

FORM BR-4

\*\* The total number of Extra-Help shown in the requested column will be the total extra-Help positions [General Revenue and Cash] requested to be authorized.

\*\*\*Line 17 Prior Year Fund Balance includes only the portion of the fund balance needed to balance that fiscal year's budget.

# AUXILIARY ENTERPRISE CASH INCOME AND EXPENDITURES

UNIVERSITY OF ARKANSAS FORT SMITH  
(NAME OF INSTITUTION)

ACTIVITY	ACTUAL 2015-2016				BUDGETED 2016-2017			
	INCOME	OPERATING EXPENSES	DEBT SERVICE	NET INCOME	INCOME	OPERATING EXPENSES	DEBT SERVICE	NET INCOME
1 INTERCOLLEGIATE ATHLETICS *	2,740,167	3,522,973		(782,806)	2,646,254	3,399,249	0	(752,995)
2 HOUSING	4,455,838	1,668,551	3,134,819	(347,532)	4,525,322	1,771,659	3,117,112	(363,449)
3 FOOD SERVICES	1,368,626	1,230,700	0	137,926	1,455,250	1,455,250	0	0
4 STUDENT UNION	0	0	0	0	0	0	0	0
5 BOOKSTORE	397,848	23,657	0	374,191	450,000	450,000	0	0
6 STUDENT ORGANIZATIONS AND PUBLICATIONS	2,018,923	737,197	0	1,281,726	2,349,241	865,543	0	1,483,698
7 OTHER	219,752	494,014	0	(274,262)	500,000	867,254	0	(367,254)
8 SUBTOTAL	\$11,201,154	\$7,677,092	\$3,134,819	\$389,243	\$11,926,067	\$8,808,955	\$3,117,112	\$0
9 ATHLETIC TRANSFER **	0			0	0			0
10 OTHER TRANSFERS ***	(383,916)			(383,916)	0			0
11 GRAND TOTAL INCOME, OPERATING EXPENSES, & DEBT SERVICE FOR AUXILIARY ENTERPRISES	\$10,817,238	\$7,677,092	\$3,134,819	\$5,327	\$11,926,067	\$8,808,955	\$3,117,112	\$0

\* Intercollegiate athletic income should include the institutional board of trustees' approved student athletic fees

FORM BR-5

\*\* For both two-year and four-year institutions, line 9, Athletic Transfer should contain the amount transferred from E&G to athletics.

\*\*\* For both two-year and four-year institutions, line 10, Other Transfers should contain the amount either transferred from E&G to support the college union, student organizations and student publications; or from auxiliary to other funds (e.g. plant funds), shown as a negative number.

NOTE: Line 7 Other - ATM Fees, Recovery of Bad Debt, Investment Income, Season of Entertainment

NOTE: Line 10 Other Transfers - AHECB Facility Maintenance Transfer, Transfers to Plant



**EMPLOYMENT INFORMATION  
IDENTIFICATION BY EMPLOYMENT CLASSIFICATION**

UNIVERSITY OF ARKANSAS FORT SMITH  
(NAME OF INSTITUTION)

TOTAL NUMBER OF EMPLOYEES IN FISCAL YEAR 2015-2016:						<u>683</u>
(As of November 1, 2015 )						
Nonclassified Administrative Employees:						
White Male:	<u>13</u>	Black Male:	<u>1</u>	Other Male:	<u>1</u>	Total Male: <u>15</u>
White Female:	<u>6</u>	Black Female:	<u>2</u>	Other Female:	<u>0</u>	Total Female: <u>8</u>
Nonclassified Health Care Employees:						
White Male:	<u>0</u>	Black Male:	<u>0</u>	Other Male:	<u>0</u>	Total Male: <u>0</u>
White Female:	<u>0</u>	Black Female:	<u>0</u>	Other Female:	<u>0</u>	Total Female: <u>0</u>
Classified Employees:						
White Male:	<u>73</u>	Black Male:	<u>6</u>	Other Male:	<u>12</u>	Total Male: <u>91</u>
White Female:	<u>160</u>	Black Female:	<u>7</u>	Other Female:	<u>12</u>	Total Female: <u>179</u>
Faculty:						
White Male:	<u>167</u>	Black Male:	<u>2</u>	Other Male:	<u>23</u>	Total Male: <u>192</u>
White Female:	<u>161</u>	Black Female:	<u>6</u>	Other Female:	<u>31</u>	Total Female: <u>198</u>
Total White Male: <u>253</u>						Total Male: <u>298</u>
Total White Female: <u>327</u>						Total Female: <u>385</u>
Total Black Male: <u>9</u>						
Total Black Female: <u>15</u>						
Total Other Male: <u>36</u>						
Total Other Female: <u>43</u>						
Total White: <u>580</u>						Total Employees: <u>683</u>
Total Black: <u>24</u>						
Total Other: <u>79</u>						
Total Minority: <u>103</u>						

FORM BR-6

**ARKANSAS PUBLIC HIGHER EDUCATION INSTITUTIONS AND ENTITIES**  
**STATE CONTRACTS OVER \$50,000 AWARDED TO MINORITY OWNED BUSINESSES**  
**Fiscal Year 2016**  
**Required by A.C.A. 25-36-104**

**Institution**

UNIVERSITY OF ARKANSAS FORT SMITH

Minority Business	Total Contract Awarded	Minority Type per A.C.A. 15-4-303 (2)					
		African American	Hispanic American	American Indian	Asian American	Pacific Islander American	Disabled Veteran
N/A							

**TOTAL NUMBER OF MINORITY CONTRACTS AWARDED** 0

**TOTAL EXPENDITURES ON CONTRACTS AWARDED** \$14,055,473  
 (Total Expenditures equals ALL Contracts Exceeding \$50,000--Minority and Non-Minority)

**% OF MINORITY CONTRACTS AWARDED** 0%

**ARKANSAS LEGISLATIVE AUDIT**  
**AUDIT OF UNIVERSITY OF ARKANSAS FORT SMITH**  
**June 30, 2015**

<i>Finding:</i>	No Findings noted
-----------------	-------------------

THIS PAGE INTENTIONALLY LEFT BLANK

## **UNIVERSITY OF ARKANSAS – LITTLE ROCK**

### **Dr. Andrew Rogerson, Chancellor**

---

#### **ENABLING LAWS**

Act 35 of 1969

#### **INSTITUTION HISTORY AND ORGANIZATION**

The University of Arkansas at Little Rock is a metropolitan public research university with its main campus located at 2801 South University Avenue in Little Rock, Arkansas. Originally established as Little Rock Junior College by the Little Rock School District in 1927, the institution became a private four-year university under the name Little Rock University in 1957. By Act 35 of 1969 of the Arkansas General Assembly, the University of Arkansas Board of Trustees was legally authorized to establish the campus to be known as the University of Arkansas at Little Rock (UALR). This enabling legislation is now codified as section 6-64-301 of the Arkansas Code. UALR is governed by all other applicable state laws and regulations regarding state-funded universities. By law, UALR is governed by the University of Arkansas Board of Trustees and operates with the advice and counsel of the University of Arkansas at Little Rock Board of Visitors. UALR was originally accredited in 1929, received its most recent reaffirmation of accreditation in 2009 – 2010, and has its next reaffirmation by the Higher Learning Commission scheduled for 2019 - 2020.

Located on 250 acres, the UALR campus encompasses more than 56 buildings, including the Center for Nanotechnology Integrative Sciences, the Emerging Analytics Center, the Sequoyah Research Center, and the Ottenheimer Library. The mission of the University of Arkansas at Little Rock is to develop the intellect of students; to discover and disseminate knowledge; to serve and strengthen society by enhancing awareness in scientific, technical, and cultural arenas; and to promote humane sensitivities and understanding of interdependence. Within this broad mission are the responsibilities to use quality instruction to instill in students a lifelong desire to learn; to use knowledge in ways that will contribute to society; and to apply the resources and research skills of the university community to the service of the city, the state, the nation, and the world in ways that will benefit humanity. (Statement adopted by the UALR Faculty Senate, 1988)

## **UNIVERSITY OF ARKANSAS – LITTLE ROCK**

### **Dr. Andrew Rogerson, Chancellor**

---

As described in the institution's official role and scope statements, the University of Arkansas at Little Rock (UALR) has the responsibility for serving:

- Residents of Arkansas and the Little Rock metropolitan area who have completed a high school education and are seeking either a college degree or continuing professional education. As a metropolitan university, the institution serves adult, part-time students in particular.
- Employers across the state, particularly in the region, both public and private, seeking well-educated employees, technical assistance, and applied research.
- Economic development interests and entrepreneurs in the region and across the state.
- The research community.
- The community and area by providing a broad range of academic and cultural activities and public events.
- Area K-12 schools seeking college general education courses for advanced students.
- Two-year college transfer students.

The university, home of the Little Rock Trojans, features more than 100 undergraduate degrees and 60 graduate degrees, including graduate certificates, master's degrees, and doctorates, through both traditional and online courses. Students attend classes in one of the university's five colleges and a law school:

- College of Arts, Letters and Sciences
- College of Business
- College of Education and Health Professions

**UNIVERSITY OF ARKANSAS – LITTLE ROCK**  
**Dr. Andrew Rogerson, Chancellor**

---

- George W. Donaghey College of Engineering and Information Technology
- College of Social Sciences and Communication
- William H. Bowen School of Law

**Non-Formula Request**

UALR's non-formula requests includes an ongoing request for general operating dollars for our Nanotechnology Center and funds for two researchers in the Institute for Race and Ethnicity.

The initial funding of \$5.9 million from the Arkansas General Assembly to establish the Nanotechnology Center in 2005 has yielded significant strides in this important strategic research. The center has attracted more than \$12 million in research grants, produced over 250 publications, and provided technical services to local business and industry. Five existing companies have licensed the center's discoveries and a new company was established this year to focus on the center's research in biomedical technologies. This center has significant potential to stimulate economic development for the state. However, to date UALR has received only \$498,920 to fund its basic operation. The request is for \$2,224,258 to continue and expand the work currently being done in the Nanotechnology Center.

The second of our non-formula requests is for support for our Institute for Race and Ethnicity. Recent events have reinforced the need to expand the research capabilities of the center by adding two positions in economics and demographics related to race to assist in solving the complex issues in education, economic development, health, criminal justice, and human services. The request is for \$189,000 to continue and expand the work currently being done in the Institute for Race and Ethnicity.

## **UNIVERSITY OF ARKANSAS – LITTLE ROCK**

### **Dr. Andrew Rogerson, Chancellor**

---

#### **Administrative Changes**

After serving the university for forty-five years and as chancellor for thirteen years, Dr. Joel E. Anderson retired effective June 30, 2016. Starting July 1, 2016, the university operated under the interim guidance of Dr. Zulma Toro until September 1, 2016, when Dr. Andrew Rogerson began his service as Chancellor of the University of Arkansas at Little Rock.



**INSTITUTION APPROPRIATION SUMMARY  
2017-2019 BIENNIUM**

INSTITUTION UNIVERSITY OF ARKANSAS AT LITTLE ROCK

APPROPRIATION	HISTORICAL DATA						INSTITUTION REQUEST & AHECB RECOMMENDATION							
	2015-2016		2016-17		2016-17		2017-18				2018-19			
	ACTUAL	POS	BUDGETED	POS	AUTHORIZED	POS	INST REQUEST	POS	AHECB REC	POS	INST REQUEST	POS	AHECB REC	POS
1 STATE TREASURY	66,436,336		66,466,208		76,004,418		73,536,662		73,536,662		75,096,132		75,096,132	
2 CASH	98,918,400		371,200,000		371,200,000		371,200,000		371,200,000		371,200,000		371,200,000	
3 STATE TREASURY - NANOTECHNOLOGY	0		0		2,000,000		2,000,000		2,000,000		2,000,000		2,000,000	
4 STATE TREASURY - WILLIAM H. BOWEN SCHOOL OF LAW	443,695		800,000		800,000		800,000		800,000		800,000		800,000	
5														
6														
7														
8														
9														
10														
11 TOTAL	\$165,798,431	2,008	\$438,466,208	2,008	\$450,004,418	2,302	\$447,536,662	2,293	\$447,536,662	2,291	\$449,096,132	2,293	\$449,096,132	2,291
FUNDING SOURCES		%		%				%		%		%		%
12 PRIOR YEAR FUND BALANCE*	0	0%	0	0%			0	0%	0	0%	0	0%	0	0%
13 GENERAL REVENUE	60,755,097	37%	60,755,097	14%			67,825,551	15%	67,825,551	15%	69,385,021	15%	69,385,021	15%
14 EDUCATIONAL EXCELLENCE TRUST FUND	5,481,239	3%	5,711,111	1%			5,711,111	1%	5,711,111	1%	5,711,111	1%	5,711,111	1%
15 WORKFORCE 2000	0	0%	0	0%			0	0%	0	0%	0	0%	0	0%
16 CASH FUNDS	97,533,952	59%	369,659,117	84%			369,659,117	83%	369,659,117	83%	369,659,117	82%	369,659,117	82%
17 SPECIAL REVENUES		0%		0%				0%	0	0%		0%	0	0%
18 FEDERAL FUNDS	1,384,448	1%	1,540,883	0%			1,540,883	0%	1,540,883	0%	1,540,883	0%	1,540,883	0%
19 TOBACCO SETTLEMENT FUNDS	0	0%	0	0%			0	0%	0	0%	0	0%	0	0%
20 OTHER FUNDS	679,669	0%	764,026	0%			2,800,000	1%	2,800,000	1%	2,800,000	1%	2,800,000	1%
21 TOTAL INCOME	\$165,834,405	100%	\$438,430,234	100%			\$447,536,662	100%	\$447,536,662	100%	\$449,096,132	100%	\$449,096,132	100%
22 EXCESS (FUNDING)/APPROPRIATION	(\$35,974)		\$35,974				\$0		\$0		\$0		\$0	

UNRESTRICTED EDUCATIONAL & GENERAL FUND BALANCE AS OF JUNE 30, 2016:	\$10,898,102
LESS RESERVES FOR:	
ACCOUNTS RECEIVABLE	\$7,272,915
INVENTORIES	\$73,104
YEAR-END ENCUMBRANCES NOT YET RECORDED AS LIABILITIES	\$626,067
INSURANCE DEDUCTIBLES	\$100,000
MAJOR CRITICAL SYSTEMS FAILURES	
60 DAYS OF SALARIES & BENEFITS (CASH FLOW PURPOSES)	\$18,473,539
RESERVE FOR SPECIFIC ITEM (SOFTWARE, EQUIPMENT, ETC.)	
OTHER (FOOTNOTE BELOW)	
UNRESERVED EDUCATIONAL & GENERAL FUND BALANCE	(\$15,647,523)

\*Line 12 Prior Year Fund Balance includes only the portion of the fund balance needed to balance that fiscal year's budget.

**SUMMARY OF UNRESTRICTED EDUCATIONAL AND GENERAL CURRENT FUND EXPENDITURES AND INCOME  
AND AHECB GENERAL REVENUE RECOMMENDATIONS  
FOR THE 2017-2019 BIENNIUM (Non-Formula Entities)**

UNIVERSITY OF ARKANSAS AT LITTLE ROCK - RAPS/NANOTECHNOLOGY

NAME OF INSTITUTION

EXPENDITURE CATEGORIES	2015-2016 ACTUAL	2016-2017 BUDGETED *	2017-19 INSTITUTIONAL REQUESTS / AHECB RECOMMENDATIONS			
			2017-2018		2018-2019	
			REQUEST	RECOMMENDATION	REQUEST	RECOMMENDATION
1 RESEARCH	1,314,699	1,725,530	1,760,571	1,760,571	1,796,347	1,796,347
2 PUBLIC SERVICE	2,033,768	2,310,016	2,552,603	2,552,603	2,604,474	2,604,474
3 NANOTECHNOLOGY/RESEARCH	1,193,556	808,595	1,998,920	1,998,920	2,043,920	2,043,920
4 INSTITUTE ON RACE & ETHNICITY	235,347	223,212	189,000	189,000	194,670	194,670
5						
6						
7						
8						
9						
10						
11						
12						
13 MANDATORY TRANSFERS						
14 AUXILIARY TRANSFERS						
15 NON-MANDATORY TRANSFERS						
16 TOTAL UNREST. E&G EXP.	\$4,777,370	\$5,067,353	\$6,501,094	\$6,501,094	\$6,639,411	\$6,639,411
17 NET LOCAL INCOME		223,212	495,143	495,143	495,143	495,143
18 PRIOR YEAR BALANCE***						
STATE FUNDS:						
19 GENERAL REVENUE	4,087,836	4,087,836	5,862,681	5,862,681	6,000,998	6,000,998
20 EDUCATIONAL EXCELLENCE						
21 WORKFORCE 2000						
22 TOBACCO SETTLEMENT FUNDS						
23 OTHER STATE FUNDS **	550,000	756,305	143,270	143,270	143,270	143,270
24 TOTAL SOURCES OF INCOME	\$4,637,836	\$5,067,353	\$6,501,094	\$6,501,094	\$6,639,411	\$6,639,411

FORM BR-2 Nonformula

\* The amounts for Revenue Stabilization Act, Educational Excellence Trust Fund, and Workforce 2000 are based on the DF&A forecast.

\*\* Funds received for operating purposes from state appropriations other than RSA, EETF, and WF2000 (e.g. General Improvement) should be reported on Line 23 "Other State Funds" and identified in a footnote.

\*\*\*Line 18 Prior Year Fund Balance includes only the portion of the fund balance needed to balance that fiscal year's budget.

**APPROPRIATION ACT FORM - STATE TREASURY  
2017-2019 BIENNIUM**

FUND CEA0000

INSTITUTION UNIVERSITY OF ARKANSAS AT LITTLE ROCK

APPROPRIATION 297

DESCRIPTION	ACTUAL 2015-2016	BUDGETED 2016-2017	AUTHORIZED APPROPRIATION 2016-2017	INSTITUTIONAL REQUEST / AHECB RECOMMENDATION		LEGISLATIVE RECOMMENDATION	
				2017-2018	2018-2019	2017-2018	2018-2019
1 REGULAR SALARIES	54,528,044	54,178,676	63,716,886	62,506,163	63,831,712		
2 EXTRA HELP WAGES							
3 OVERTIME							
4 PERSONAL SERVICES MATCHING	11,891,785	12,287,532	12,287,532	11,030,499	11,264,420		
5 OPERATING EXPENSES							
6 CONFERENCE FEES & TRAVEL							
7 PROFESSIONAL FEES AND SERVICES							
8 CAPITAL OUTLAY							
9 FUNDED DEPRECIATION							
10 WORKERS COMP/SURETY PREMIUM	16,407						
11 CLAIMS COMMISSION	100						
12							
13 TOTAL APPROPRIATION	\$66,436,336	\$66,466,208	\$76,004,418	\$73,536,662	\$75,096,132	\$0	\$0
14 PRIOR YEAR FUND BALANCE**							
15 GENERAL REVENUE	60,755,097	60,755,097		67,825,551	69,385,021		
16 EDUCATIONAL EXCELLENCE TRUST FUND	5,481,239	5,711,111		5,711,111	5,711,111		
17 SPECIAL REVENUES * [WF2000]							
18 FEDERAL FUNDS IN STATE TREASURY							
19 TOBACCO SETTLEMENT FUNDS							
20 OTHER STATE TREASURY FUNDS	200,000						
21 TOTAL INCOME	\$66,436,336	\$66,466,208		\$73,536,662	\$75,096,132	\$0	\$0
22 EXCESS (FUNDING)/APPROPRIATION	\$0	\$0		\$0	\$0	\$0	\$0

\* Report WF2000 funds on line 17 - "Special Revenues".

\*\*Line 14 Prior Year Fund Balance includes only the portion of the fund balance needed to balance that fiscal year's budget.

FORM BR-3

NOTE: Line 20 Other State Treasury Funds - Strive Funding Transfer

**APPROPRIATION ACT FORM - STATE TREASURY  
2017-2019 BIENNium**

FUND CEA0000

INSTITUTION UNIVERSITY OF ARKANSAS AT LITTLE ROCK  
NANOTECHNOLOGY

APPROPRIATION 86P

DESCRIPTION	ACTUAL 2015-2016	BUDGETED 2016-2017	AUTHORIZED APPROPRIATION 2016-2017	INSTITUTIONAL REQUEST / AHECB RECOMMENDATION		LEGISLATIVE RECOMMENDATION	
				2017-2018	2018-2019	2017-2018	2018-2019
1 REGULAR SALARIES							
2 EXTRA HELP WAGES							
3 OVERTIME							
4 PERSONAL SERVICES MATCHING							
5 OPERATING EXPENSES							
6 CONFERENCE FEES & TRAVEL							
7 PROFESSIONAL FEES AND SERVICES							
8 CAPITAL OUTLAY							
9 FUNDED DEPRECIATION							
10 NANOTECHNOLOGY CENTER EXPENSES	0	0	2,000,000	2,000,000	2,000,000		
11							
12							
13 TOTAL APPROPRIATION	\$0	\$0	\$2,000,000	\$2,000,000	\$2,000,000	\$0	\$0
14 PRIOR YEAR FUND BALANCE**							
15 GENERAL REVENUE							
16 EDUCATIONAL EXCELLENCE TRUST FUND							
17 SPECIAL REVENUES * [WF2000]							
18 FEDERAL FUNDS IN STATE TREASURY							
19 TOBACCO SETTLEMENT FUNDS							
20 OTHER STATE TREASURY FUNDS				2,000,000	2,000,000		
21 TOTAL INCOME	\$0	\$0		\$2,000,000	\$2,000,000	\$0	\$0
22 EXCESS (FUNDING)/APPROPRIATION	\$0	\$0		\$0	\$0	\$0	\$0

\* Report WF2000 funds on line 17 - "Special Revenues".

\*\*Line 14 Prior Year Fund Balance includes only the portion of the fund balance needed to balance that fiscal year's budget.

FORM BR-3

**APPROPRIATION ACT FORM - STATE TREASURY  
2017-2019 BIENNIUM**

FUND CEA0100

INSTITUTION UNIVERSITY OF ARKANSAS AT LITTLE ROCK  
LAW SCHOOL

APPROPRIATION 297

DESCRIPTION	ACTUAL 2015-2016	BUDGETED 2016-2017	AUTHORIZED APPROPRIATION 2016-2017	INSTITUTIONAL REQUEST / AHECB RECOMMENDATION		LEGISLATIVE RECOMMENDATION	
				2017-2018	2018-2019	2017-2018	2018-2019
1 WILLIAM H. BOWEN SCHOOL OF LAW EXPENSES		800,000	800,000	800,000	800,000		
2 EXTRA HELP WAGES							
3 OVERTIME							
4 PERSONAL SERVICES MATCHING							
5 OPERATING EXPENSES	407,213						
6 CONFERENCE FEES & TRAVEL	36,482						
7 PROFESSIONAL FEES AND SERVICES							
8 CAPITAL OUTLAY							
9 FUNDED DEPRECIATION							
10							
11							
12							
13 TOTAL APPROPRIATION	\$443,695	\$800,000	\$800,000	\$800,000	\$800,000	\$0	\$0
14 PRIOR YEAR FUND BALANCE**		35,974					
15 GENERAL REVENUE							
16 EDUCATIONAL EXCELLENCE TRUST FUND							
17 SPECIAL REVENUES * [WF2000]							
18 FEDERAL FUNDS IN STATE TREASURY							
19 TOBACCO SETTLEMENT FUNDS							
20 OTHER STATE TREASURY FUNDS	479,669	764,026		800,000	800,000		
21 TOTAL INCOME	\$479,669	\$800,000		\$800,000	\$800,000	\$0	\$0
22 EXCESS (FUNDING)/APPROPRIATION	(\$35,974)	\$0		\$0	\$0	\$0	\$0

\* Report WF2000 funds on line 17 - "Special Revenues".

\*\*Line 14 Prior Year Fund Balance includes only the portion of the fund balance needed to balance that fiscal year's budget.

FORM BR-3

NOTE: Line 20 Other State Treasury Funds- UNIF COURT FILE FEES LESS SPECIAL REVENUE FEES

**APPROPRIATION ACT FORM - CASH FUNDS  
2017-2019 BIENNIUM**

FUND 2010000

INSTITUTION UNIVERSITY OF ARKANSAS AT LITTLE ROCK

APPROPRIATION A68

DESCRIPTION	ACTUAL 2015-2016	BUDGETED 2016-2017	AUTHORIZED APPROPRIATION 2016-2017	INSTITUTIONAL REQUEST / AHECB RECOMMENDATION		LEGISLATIVE RECOMMENDATION	
				2017-2018	2018-2019	2017-2018	2018-2019
1 REGULAR SALARIES	34,389,637	72,828,000	72,828,000	72,828,000	72,828,000		
2 EXTRA HELP WAGES	2,660,655	12,000,000	12,000,000	12,000,000	12,000,000		
3 OVERTIME	0	1,000,000	1,000,000	1,000,000	1,000,000		
4 PERSONAL SERVICES MATCHING	10,727,570	20,808,000	20,808,000	20,808,000	20,808,000		
5 OPERATING EXPENSES	29,966,381	40,800,000	40,800,000	40,800,000	40,800,000		
6 CONFERENCE FEES & TRAVEL	2,459,158	6,000,000	6,000,000	6,000,000	6,000,000		
7 PROFESSIONAL FEES AND SERVICES	3,084,130	10,000,000	10,000,000	10,000,000	10,000,000		
8 CAPITAL OUTLAY	4,982,678	35,000,000	35,000,000	35,000,000	35,000,000		
9 CAPITAL IMPROVEMENTS	0	123,264,000	123,264,000	123,264,000	123,264,000		
10 DEBT SERVICE	10,529,163	15,000,000	15,000,000	15,000,000	15,000,000		
11 FUND TRANSFERS, REFUNDS AND INVESTMENTS	119,028	34,500,000	34,500,000	34,500,000	34,500,000		
12							
13							
14							
15							
16 TOTAL APPROPRIATION	\$98,918,400	\$371,200,000	\$371,200,000	\$371,200,000	\$371,200,000	\$0	\$0
17 PRIOR YEAR FUND BALANCE***							
18 TUITION AND MANDATORY FEES	69,664,892	75,323,946		75,323,946	75,323,946		
19 ALL OTHER FEES	3,068,333	3,363,326		3,363,326	3,363,326		
20 SALES AND SERVICES RELATED TO EDUCATIONAL DEPARTMENTS	2,091,069	797,323		797,323	797,323		
21 INVESTMENT INCOME	609,008						
22 FEDERAL CASH FUNDS	1,384,448	1,540,883		1,540,883	1,540,883		
23 OTHER CASH FUNDS	22,100,650	290,174,522		290,174,522	290,174,522		
24 TOTAL INCOME	\$98,918,400	\$371,200,000		\$371,200,000	\$371,200,000	\$0	\$0
25 EXCESS (FUNDING)/APPROPRIATION	\$0	\$0		\$0	\$0	\$0	\$0

**TOTAL NUMBER OF POSITIONS (GENERAL REVENUE AND CASH COMBINED)**

	ACTUAL 2015-2016	BUDGETED 2016-2017	AUTHORIZED 2016-2017	INSTITUTIONAL REQUEST	AHECB RECOMMEND	LEGISLATIVE RECOMMENDATION
				2017-2019	2017-2019	2017-2019
REGULAR POSITIONS	2,008	2,008	2,302	2,293	2,291	
TOBACCO POSITIONS						
EXTRA HELP **	530	545	1,300	1,300	1,300	

FORM BR-4

\*\* The total number of Extra-Help shown in the requested column will be the total extra-Help positions [General Revenue and Cash] requested to be authorized.

\*\*\*Line 17 Prior Year Fund Balance includes only the portion of the fund balance needed to balance that fiscal year's budget.

# AUXILIARY ENTERPRISE CASH INCOME AND EXPENDITURES

UNIVERSITY OF ARKANSAS AT LITTLE ROCK  
(NAME OF INSTITUTION)

ACTIVITY	ACTUAL 2015-2016				BUDGETED 2016-2017			
	INCOME	OPERATING EXPENSES	DEBT SERVICE	NET INCOME	INCOME	OPERATING EXPENSES	DEBT SERVICE	NET INCOME
1 INTERCOLLEGIATE ATHLETICS *	6,461,495	9,104,001	75,998	(2,718,504)	7,493,239	9,249,062	0	(1,755,823)
2 HOUSING	6,876,580	2,538,136	3,828,544	509,900	6,896,832	2,774,967	3,701,654	420,211
3 FOOD SERVICES	3,136,726	3,058,105	0	78,621	3,120,000	3,120,000	0	0
4 STUDENT UNION	576,179	1,714,778	306,650	(1,445,249)	1,304,639	1,812,734	211,160	(719,255)
5 BOOKSTORE	414,498	0	0	414,498	0	0	0	0
6 STUDENT ORGANIZATIONS AND PUBLICATIONS	990,954	572,634	0	418,320	580,142	580,142	0	0
7 OTHER	1,049,923	963,263	13,516	73,144	1,527,958	1,779,636	0	(251,678)
8 SUBTOTAL	\$19,506,355	\$17,950,917	\$4,224,708	(\$2,669,270)	\$20,922,810	\$19,316,541	\$3,912,814	(\$2,306,545)
9 ATHLETIC TRANSFER **	2,570,111			2,570,111	1,755,823			1,755,823
10 OTHER TRANSFERS ***	99,159			99,159	550,722			550,722
11 GRAND TOTAL INCOME, OPERATING EXPENSES, & DEBT SERVICE FOR AUXILIARY ENTERPRISES	\$22,175,625	\$17,950,917	\$4,224,708	\$0	\$23,229,355	\$19,316,541	\$3,912,814	\$0

\* Intercollegiate athletic income should include the institutional board of trustees' approved student athletic fees.

FORM BR-5

\*\* For both two-year and four-year institutions, line 9, Athletic Transfer should contain the amount transferred from E&G to athletics.

\*\*\* For both two-year and four-year institutions, line 10, Other Transfers should contain the amount either transferred from E&G to support the college union, student organizations and student publications; or from auxiliary to other funds (e.g. plant funds), shown as a negative number.

NOTE: Line 7 Other - School of Law Auxiliary Services, Duplicating Center, Housing

NOTE: Line 10 Other Transfers - E&G, Plant

**EMPLOYMENT INFORMATION  
IDENTIFICATION BY EMPLOYMENT CLASSIFICATION**

UNIVERSITY OF ARKANSAS AT LITTLE ROCK  
(NAME OF INSTITUTION)

TOTAL NUMBER OF EMPLOYEES IN FISCAL YEAR 2015-2016:						1,933
(As of November 1, 2015 )						
Nonclassified Administrative Employees:						
White Male:	220	Black Male:	38	Other Male:	89	Total Male: 347
White Female:	265	Black Female:	105	Other Female:	53	Total Female: 423
Nonclassified Health Care Employees:						
White Male:	0	Black Male:	0	Other Male:	0	Total Male: 0
White Female:	2	Black Female:	2	Other Female:	0	Total Female: 4
Classified Employees:						
White Male:	83	Black Male:	65	Other Male:	9	Total Male: 157
White Female:	91	Black Female:	115	Other Female:	19	Total Female: 225
Faculty:						
White Male:	282	Black Male:	22	Other Male:	118	Total Male: 422
White Female:	256	Black Female:	40	Other Female:	59	Total Female: 355
Total White Male: 585						Total Male: 926
Total White Female: 614						Total Female: 1,007
Total Black Male: 125						
Total Black Female: 262						
Total Other Male: 216						
Total Other Female: 131						
Total White: 1,199						Total Employees: 1,933
Total Black: 387						
Total Other: 347						
Total Minority: 734						

FORM BR-6



**ARKANSAS PUBLIC HIGHER EDUCATION INSTITUTIONS AND ENTITIES**  
**STATE CONTRACTS OVER \$50,000 AWARDED TO MINORITY OWNED BUSINESSES**  
**Fiscal Year 2016**  
**Required by A.C.A. 25-36-104**

**Institution**

UNIVERSITY OF ARKANSAS AT LITTLE ROCK

Minority Business	Total Contract Awarded	Minority Type per A.C.A. 15-4-303 (2)					
		African American	Hispanic American	American Indian	Asian American	Pacific Islander American	Disabled Veteran
Government Supply Services	\$331,163	X					X
Choice Promotions	\$86,682	X					
Innerplan	\$103,982		X				X

**TOTAL NUMBER OF MINORITY CONTRACTS AWARDED** 3

**TOTAL EXPENDITURES ON CONTRACTS AWARDED** \$18,975,516  
 (Total Expenditures equals ALL Contracts Exceeding \$50,000--Minority and Non-Minority)

**% OF MINORITY CONTRACTS AWARDED** 3%

THIS PAGE INTENTIONALLY LEFT BLANK

**ARKANSAS LEGISLATIVE AUDIT**  
**AUDIT OF UNIVERSITY OF ARKANSAS AT LITTLE ROCK**  
**June 30, 2015**

<i>Finding:</i>	No Findings noted
-----------------	-------------------

THIS PAGE INTENTIONALLY LEFT BLANK

**University of Arkansas at Monticello**  
**Karla Hughes, Chancellor**

---

## **INSTITUTION HISTORY AND ORGANIZATION**

As one of the few remaining open access universities in the region, the University of Arkansas at Monticello (UAM) is proud of its heritage of offering educational opportunities to the people of Arkansas. It is our vision that UAM commit to improving the quality of life and economic indicators of our community, region, and beyond by providing access for all to achieve their dreams of a college certificate and/or degrees. Founded in 1909 (Act 100) as the Fourth District Agricultural School, UAM is a comprehensive institution offering undergraduate and graduate programs. UAM provides degree opportunities for both traditional and non-traditional students and provides an environment which nurtures individual achievement and personal development. UAM offers associate and bachelor's degrees in the liberal arts and sciences and it also offers pre-professional and professional, and applied programs to prepare graduates for careers and advanced study. Master's degrees are offered in Elementary and Secondary Education, Fine Arts, Music, and Forest Resources. The UAM College of Technology at Crossett, the UAM College of Technology at McGehee, and the Arkansas Heavy Equipment Operator Training Academy in Warren incorporate technical and workforce education into the offerings of the University. These campuses offer programs leading to technical certificates, certificates of proficiency and the associate of applied science awarded by UAM in various technical fields.

The University of Arkansas at Monticello is committed to providing a campus environment conducive to inspired teaching and learning. Therefore, the primary focus for faculty members at UAM is excellence in teaching. To enrich teaching and learning, UAM's faculty is also encouraged to be involved in research, scholarship and/or creative activities. A stronger emphasis is placed on applied research in the School of Agriculture and the School of Forest Resources as UAM partners with the UA Division of Agriculture, the Arkansas Agriculture Experiment Station and Cooperative Extension Service and their related missions.

The University of Arkansas at Monticello, as the only state university in southeastern Arkansas, has a special role in providing cultural opportunities for students and citizens within its service area. In this regard, the campus serves as an advocate and sponsor for many activities and events in seeking to promote the growth and development of the region. UAM also seeks to collaborate with and serve the needs of public schools, business and industry, transportation, agriculture, economic development agencies and the wood products industry. UAM, in particular, assumes a leadership

**University of Arkansas at Monticello**  
**Karla Hughes, Chancellor**

---

role in the delivery of services and resources in the areas of community, leadership, economic and industrial development, and cooperative educational programs with emphases on basic education literacy, disadvantaged youth, and workforce training and retraining. UAM is also committed to K-12 enrichment programs and educational reform and actively collaborates with area schools and the regional educational cooperative.

Like other colleges and universities in the state, UAM's appropriation is formula driven, in accordance with Act 1203 of 2011, which modified Arkansas Code section 6-61-224 to include an outcome-centered component of the formula in addition to the needs-based factor that had been the sole determinant in previous years. The Higher Learning Commission of the North Central Association is UAM's primary accrediting body.

The University has requested fourteen (14) additional positions for the coming biennium that it believes necessary to assist in the achievement of its mission. Unlike state agencies, the number of authorized positions in the University's appropriation act does not affect institutional appropriation or funding. There must be adequate funding for the filling of any position prior to inclusion in UAM's budget.

Our request includes seven (7) positions for the Monticello campus. Four (4) additional Project/Program Administrator positions are requested to provide directors for the University's student success initiative. Directors are needed for professional advising, career counseling, marketing, and student success collaboration. These individuals will provide direction to the student success team and will work closely with academic units and student affairs to promote recruitment and retention of students. The Monticello campus is also requesting three (3) additional Academic Advisor positions. These positions will be used to staff the student success team. The University is a member institution in a student success collaborative which is designed to identify at-risk students, drive increased student retention, and graduation success. These positions will provide the support staff for the University's student success initiative.

The request also includes seven (7) positions on the Crossett campus. The Crossett campus is requesting a new Business and Industry Coordinator position to assist in coordinating workforce business and industry classes by

**University of Arkansas at Monticello**  
**Karla Hughes, Chancellor**

---

contacting employers, assisting with workforce assessments, locating and/or developing training, and coordinating training opportunities for both incumbent and potential employees. The Crossett campus is also requesting two (2) additional full-time Workforce Education instructors. These instructors are needed for expanding existing technical programs and/or starting new training programs.

For our Crossett campus, we are requesting four (4) additional Workforce Education part-time faculty positions. These positions are needed for a proposed increase in on-line and evening courses to be offered.

**Institutional Mission Statement**

The University of Arkansas at Monticello is a society of learners committed to individual achievement by:

- Fostering a quality, comprehensive, and seamless education for diverse student learners to succeed in a global environment;
- Serving the communities of Arkansas and beyond to improve the quality of life as well as generate, enrich, and sustain economic development;
- Promoting innovative leadership, scholarship and research which will provide for entrepreneurial endeavors and service learning opportunities;
- Creating a synergistic culture of safety, collegiality and productivity which engages a diverse community of learners.

THIS PAGE INTENTIONALLY LEFT BLANK



**INSTITUTION APPROPRIATION SUMMARY  
2017-2019 BIENNIUM**

INSTITUTION UNIVERSITY OF ARKANSAS AT MONTICELLO

APPROPRIATION	HISTORICAL DATA						INSTITUTION REQUEST & AHECB RECOMMENDATION							
	2015-2016		2016-17		2016-17		2017-18				2018-19			
	ACTUAL	POS	BUDGETED	POS	AUTHORIZED	POS	INST REQUEST	POS	AHECB REC	POS	INST REQUEST	POS	AHECB REC	POS
1 STATE TREASURY	18,410,464		18,806,651		19,899,767		18,814,566		18,814,566		19,202,322		19,202,322	
2 CASH	10,349,913		59,050,000		59,050,000		59,050,000		59,050,000		59,050,000		59,050,000	
3														
4														
5														
6														
7														
8														
9														
10														
11 TOTAL	\$28,760,377	510	\$77,856,651	514	\$78,949,767	640	\$77,864,566	654	\$77,864,566	653	\$78,252,322	654	\$78,252,322	653
<b>FUNDING SOURCES</b>		%		%				%		%		%		%
12 PRIOR YEAR FUND BALANCE*	0	0%	0	0%			0	0%	0	0%	0	0%	0	0%
13 GENERAL REVENUE	15,946,042	55%	15,946,042	20%			15,953,957	20%	15,953,957	20%	16,341,713	21%	16,341,713	21%
14 EDUCATIONAL EXCELLENCE TRUST FUND	1,101,302	4%	1,147,489	1%			1,147,489	1%	1,147,489	1%	1,147,489	1%	1,147,489	1%
15 WORKFORCE 2000	1,363,120	5%	1,363,120	2%			1,363,120	2%	1,363,120	2%	1,363,120	2%	1,363,120	2%
16 CASH FUNDS	8,024,913	28%	29,350,000	38%			29,350,000	38%	29,350,000	38%	29,350,000	38%	29,350,000	38%
17 SPECIAL REVENUES		0%		0%				0%	0	0%		0%	0	0%
18 FEDERAL FUNDS	2,325,000	8%	29,700,000	38%			29,700,000	38%	29,700,000	38%	29,700,000	38%	29,700,000	38%
19 TOBACCO SETTLEMENT FUNDS	0	0%	0	0%			0	0%	0	0%	0	0%	0	0%
20 OTHER FUNDS	0	0%	350,000	0%			350,000	0%	350,000	0%	350,000	0%	350,000	0%
21 TOTAL INCOME	\$28,760,377	100%	\$77,856,651	100%			\$77,864,566	100%	\$77,864,566	100%	\$78,252,322	100%	\$78,252,322	100%
22 EXCESS (FUNDING)/APPROPRIATION	\$0		\$0				\$0		\$0		\$0		\$0	

UNRESTRICTED EDUCATIONAL & GENERAL FUND BALANCE AS OF JUNE 30, 2016:	\$5,881,525
LESS RESERVES FOR:	
ACCOUNTS RECEIVABLE	\$1,794,474
INVENTORIES	\$237,213
YEAR-END ENCUMBRANCES NOT YET RECORDED AS LIABILITIES	\$444,981
INSURANCE DEDUCTIBLES	
MAJOR CRITICAL SYSTEMS FAILURES	
60 DAYS OF SALARIES & BENEFITS (CASH FLOW PURPOSES)	\$3,983,056
RESERVE FOR SPECIFIC ITEM (SOFTWARE, EQUIPMENT, ETC.)	
OTHER (FOOTNOTE BELOW)	
UNRESERVED EDUCATIONAL & GENERAL FUND BALANCE	(\$578,199)

\*Line 12 Prior Year Fund Balance includes only the portion of the fund balance needed to balance that fiscal year's budget.

**APPROPRIATION ACT FORM - STATE TREASURY  
2017-2019 BIENNIUM**

FUND CIA0000

INSTITUTION UNIVERSITY OF ARKANSAS AT MONTICELLO

APPROPRIATION 298

DESCRIPTION	ACTUAL 2015-2016	BUDGETED 2016-2017	AUTHORIZED APPROPRIATION 2016-2017	INSTITUTIONAL REQUEST / AHECB RECOMMENDATION		LEGISLATIVE RECOMMENDATION	
				2017-2018	2018-2019	2017-2018	2018-2019
1 REGULAR SALARIES	11,695,504	11,820,000	12,200,000	11,820,000	12,000,000		
2 EXTRA HELP WAGES							
3 OVERTIME							
4 PERSONAL SERVICES MATCHING	620,000	820,000	1,100,000	820,000	850,000		
5 OPERATING EXPENSES	1,749,125	1,825,312	1,869,899	1,833,227	1,896,915		
6 CONFERENCE FEES & TRAVEL	0	0	0	0	0		
7 PROFESSIONAL FEES AND SERVICES	0	0	0	0	0		
8 CAPITAL OUTLAY	100,000	100,000	125,000	100,000	125,000		
9 FUNDED DEPRECIATION							
10 WORKERS COMP/SURETY PREMIUM	4,496						
11							
12							
13 TOTAL APPROPRIATION	\$14,169,125	\$14,565,312	\$15,294,899	\$14,573,227	\$14,871,915	\$0	\$0
14 PRIOR YEAR FUND BALANCE**							
15 GENERAL REVENUE	13,067,823	13,067,823		13,075,738	13,374,426		
16 EDUCATIONAL EXCELLENCE TRUST FUND	1,101,302	1,147,489		1,147,489	1,147,489		
17 SPECIAL REVENUES * [WF2000]							
18 FEDERAL FUNDS IN STATE TREASURY							
19 TOBACCO SETTLEMENT FUNDS							
20 OTHER STATE TREASURY FUNDS		350,000		350,000	350,000		
21 TOTAL INCOME	\$14,169,125	\$14,565,312		\$14,573,227	\$14,871,915	\$0	\$0
22 EXCESS (FUNDING)/APPROPRIATION	\$0	\$0		\$0	\$0	\$0	\$0

\* Report WF2000 funds on line 17 - "Special Revenues".

\*\*Line 14 Prior Year Fund Balance includes only the portion of the fund balance needed to balance that fiscal year's budget.

FORM BR-3

NOTE: Line 20 Other State Treasury Funds - Timber Severance Tax Funds

**APPROPRIATION ACT FORM - STATE TREASURY  
2017-2019 BIENNium**

FUND CIA0000

INSTITUTION UNIVERSITY OF ARKANSAS AT MONTICELLO  
CROSSETT

APPROPRIATION 1MG

DESCRIPTION	ACTUAL 2015-2016	BUDGETED 2016-2017	AUTHORIZED APPROPRIATION 2016-2017	INSTITUTIONAL REQUEST / AHECB RECOMMENDATION		LEGISLATIVE RECOMMENDATION	
				2017-2018	2018-2019	2017-2018	2018-2019
1 REGULAR SALARIES	1,125,000	1,125,000	1,250,000	1,125,000	1,125,000		
2 EXTRA HELP WAGES	320,000	320,000	300,000	320,000	320,000		
3 OVERTIME							
4 PERSONAL SERVICES MATCHING	50,000	50,000	100,000	50,000	50,000		
5 OPERATING EXPENSES	316,324	316,324	405,849	316,324	354,362		
6 CONFERENCE FEES & TRAVEL	0	0	0	0	0		
7 PROFESSIONAL FEES AND SERVICES	0	0	0	0	0		
8 CAPITAL OUTLAY	0	0	0	0	0		
9 FUNDED DEPRECIATION							
10							
11							
12							
13 TOTAL APPROPRIATION	\$1,811,324	\$1,811,324	\$2,055,849	\$1,811,324	\$1,849,362	\$0	\$0
14 PRIOR YEAR FUND BALANCE**							
15 GENERAL REVENUE	1,154,300	1,154,300		1,154,300	1,192,338		
16 EDUCATIONAL EXCELLENCE TRUST FUND							
17 SPECIAL REVENUES * [WF2000]	657,024	657,024		657,024	657,024		
18 FEDERAL FUNDS IN STATE TREASURY							
19 TOBACCO SETTLEMENT FUNDS							
20 OTHER STATE TREASURY FUNDS							
21 TOTAL INCOME	\$1,811,324	\$1,811,324		\$1,811,324	\$1,849,362	\$0	\$0
22 EXCESS (FUNDING)/APPROPRIATION	\$0	\$0		\$0	\$0	\$0	\$0

\* Report WF2000 funds on line 17 - "Special Revenues".

\*\*Line 14 Prior Year Fund Balance includes only the portion of the fund balance needed to balance that fiscal year's budget.

FORM BR-3

**APPROPRIATION ACT FORM - STATE TREASURY  
2017-2019 BIENNium**

FUND CIA0000

INSTITUTION UNIVERSITY OF ARKANSAS AT MONTICELLO  
MCGEHEE

APPROPRIATION 1MF

DESCRIPTION	ACTUAL 2015-2016	BUDGETED 2016-2017	AUTHORIZED APPROPRIATION 2016-2017	INSTITUTIONAL REQUEST / AHECB RECOMMENDATION		LEGISLATIVE RECOMMENDATION	
				2017-2018	2018-2019	2017-2018	2018-2019
1 REGULAR SALARIES	1,495,000	1,495,000	1,500,000	1,495,000	1,495,000		
2 EXTRA HELP WAGES	330,000	330,000	300,000	330,000	330,000		
3 OVERTIME							
4 PERSONAL SERVICES MATCHING	50,000	50,000	100,000	50,000	50,000		
5 OPERATING EXPENSES	555,015	555,015	649,019	555,015	606,045		
6 CONFERENCE FEES & TRAVEL	0	0	0	0	0		
7 PROFESSIONAL FEES AND SERVICES	0	0	0	0	0		
8 CAPITAL OUTLAY	0	0	0	0	0		
9 FUNDED DEPRECIATION							
10							
11							
12							
13 TOTAL APPROPRIATION	\$2,430,015	\$2,430,015	\$2,549,019	\$2,430,015	\$2,481,045	\$0	\$0
14 PRIOR YEAR FUND BALANCE**							
15 GENERAL REVENUE	1,723,919	1,723,919		1,723,919	1,774,949		
16 EDUCATIONAL EXCELLENCE TRUST FUND							
17 SPECIAL REVENUES * [WF2000]	706,096	706,096		706,096	706,096		
18 FEDERAL FUNDS IN STATE TREASURY							
19 TOBACCO SETTLEMENT FUNDS							
20 OTHER STATE TREASURY FUNDS							
21 TOTAL INCOME	\$2,430,015	\$2,430,015		\$2,430,015	\$2,481,045	\$0	\$0
22 EXCESS (FUNDING)/APPROPRIATION	\$0	\$0		\$0	\$0	\$0	\$0

\* Report WF2000 funds on line 17 - "Special Revenues".

\*\*Line 14 Prior Year Fund Balance includes only the portion of the fund balance needed to balance that fiscal year's budget.

FORM BR-3

**APPROPRIATION ACT FORM - CASH FUNDS  
2017-2019 BIENNIUM**

FUND 2030000

INSTITUTION UNIVERSITY OF ARKANSAS AT MONTICELLO

APPROPRIATION A69

DESCRIPTION	ACTUAL 2015-2016	BUDGETED 2016-2017	AUTHORIZED APPROPRIATION 2016-2017	INSTITUTIONAL REQUEST / AHECB RECOMMENDATION		LEGISLATIVE RECOMMENDATION	
				2017-2018	2018-2019	2017-2018	2018-2019
1 REGULAR SALARIES	379,753	10,698,960	10,698,960	10,698,960	10,698,960		
2 EXTRA HELP WAGES	224,870	2,250,000	2,250,000	2,250,000	2,250,000		
3 OVERTIME	0	50,000	50,000	50,000	50,000		
4 PERSONAL SERVICES MATCHING	1,298,741	3,080,800	3,080,800	3,080,800	3,080,800		
5 OPERATING EXPENSES	6,240,174	12,000,000	12,000,000	12,000,000	12,000,000		
6 CONFERENCE FEES & TRAVEL	6,251	650,000	650,000	650,000	650,000		
7 PROFESSIONAL FEES AND SERVICES	408,655	1,650,000	1,650,000	1,650,000	1,650,000		
8 CAPITAL OUTLAY	342,752	6,000,000	6,000,000	10,000,000	10,000,000		
9 CAPITAL IMPROVEMENTS	0	7,082,620	7,082,620	13,082,620	13,082,620		
10 DEBT SERVICE	102,806	1,000,000	1,000,000	1,000,000	1,000,000		
11 FUND TRANSFERS, REFUNDS AND INVESTMENTS	135	10,700,000	10,700,000	700,000	700,000		
12							
13							
14							
15							
16 TOTAL APPROPRIATION	\$9,004,137	\$55,162,380	\$55,162,380	\$55,162,380	\$55,162,380	\$0	\$0
17 PRIOR YEAR FUND BALANCE***							
18 TUITION AND MANDATORY FEES	5,866,940	15,291,701		15,291,701	15,291,701		
19 ALL OTHER FEES	269,692	702,930		702,930	702,930		
20 SALES AND SERVICES RELATED TO EDUCATIONAL DEPARTMENTS	53,521	139,500		139,500	139,500		
21 INVESTMENT INCOME	94,191	245,500		245,500	245,500		
22 FEDERAL CASH FUNDS	1,900,000	28,500,000		28,500,000	28,500,000		
23 OTHER CASH FUNDS	819,793	10,282,749		10,282,749	10,282,749		
24 TOTAL INCOME	\$9,004,137	\$55,162,380		\$55,162,380	\$55,162,380	\$0	\$0
25 EXCESS (FUNDING)/APPROPRIATION	\$0	\$0		\$0	\$0	\$0	\$0

**TOTAL NUMBER OF POSITIONS (GENERAL REVENUE AND CASH COMBINED)**

	ACTUAL 2015-2016	BUDGETED 2016-2017	AUTHORIZED 2016-2017	INSTITUTIONAL REQUEST	AHECB RECOMMEND	LEGISLATIVE RECOMMENDATION
				2017-2019	2017-2019	2017-2019
REGULAR POSITIONS	419	416	510	517	516	
TOBACCO POSITIONS						
EXTRA HELP **	21	30	790	790	790	

FORM BR-4

\*\* The total number of Extra-Help shown in the requested column will be the total extra-Help positions [General Revenue and Cash] requested to be authorized.

\*\*\*Line 17 Prior Year Fund Balance includes only the portion of the fund balance needed to balance that fiscal year's budget.

**APPROPRIATION ACT FORM - CASH FUNDS  
2017-2019 BIENNIUM**

FUND 2030000

INSTITUTION UNIVERSITY OF ARKANSAS AT MONTICELLO  
CROSSETT

APPROPRIATION B83

DESCRIPTION	ACTUAL 2015-2016	BUDGETED 2016-2017	AUTHORIZED APPROPRIATION 2016-2017	INSTITUTIONAL REQUEST / AHECB RECOMMENDATION		LEGISLATIVE RECOMMENDATION	
				2017-2018	2018-2019	2017-2018	2018-2019
1 REGULAR SALARIES	66,509	774,240	774,240	774,240	774,240		
2 EXTRA HELP WAGES	24,130	75,000	75,000	75,000	75,000		
3 OVERTIME							
4 PERSONAL SERVICES MATCHING	0	258,080	258,080	258,080	258,080		
5 OPERATING EXPENSES	529,722	725,000	725,000	725,000	725,000		
6 CONFERENCE FEES & TRAVEL	0	25,000	25,000	25,000	25,000		
7 PROFESSIONAL FEES AND SERVICES	17	50,000	50,000	50,000	50,000		
8 CAPITAL OUTLAY	16,050	50,000	50,000	50,000	50,000		
9 CAPITAL IMPROVEMENTS							
10 DEBT SERVICE	0	50,000	50,000	50,000	50,000		
11 FUND TRANSFERS, REFUNDS AND INVESTMENTS							
12							
13							
14							
15							
16 TOTAL APPROPRIATION	\$636,428	\$2,007,320	\$2,007,320	\$2,007,320	\$2,007,320	\$0	\$0
17 PRIOR YEAR FUND BALANCE***							
18 TUITION AND MANDATORY FEES	307,027	968,375		968,375	968,375		
19 ALL OTHER FEES	12,102	38,170		38,170	38,170		
20 SALES AND SERVICES RELATED TO EDUCATIONAL DEPARTMENTS	2,853	9,000		9,000	9,000		
21 INVESTMENT INCOME	1,268	4,000		4,000	4,000		
22 FEDERAL CASH FUNDS	225,000	700,000		700,000	700,000		
23 OTHER CASH FUNDS	88,178	287,775		287,775	287,775		
24 TOTAL INCOME	\$636,428	\$2,007,320		\$2,007,320	\$2,007,320	\$0	\$0
25 EXCESS (FUNDING)/APPROPRIATION	\$0	\$0		\$0	\$0	\$0	\$0

**TOTAL NUMBER OF POSITIONS (GENERAL REVENUE AND CASH COMBINED)**

	ACTUAL 2015-2016	BUDGETED 2016-2017	AUTHORIZED 2016-2017	INSTITUTIONAL REQUEST	AHECB RECOMMEND	LEGISLATIVE RECOMMENDATION
				2017-2019	2017-2019	2017-2019
REGULAR POSITIONS	44	51	56	63	63	
TOBACCO POSITIONS						
EXTRA HELP **	15	18	36	36	36	

FORM BR-4

\*\* The total number of Extra-Help shown in the requested column will be the total extra-Help positions [General Revenue and Cash] requested to be authorized.

\*\*\*Line 17 Prior Year Fund Balance includes only the portion of the fund balance needed to balance that fiscal year's budget.

**APPROPRIATION ACT FORM - CASH FUNDS  
2017-2019 BIENNIUM**

FUND 2030000

INSTITUTION UNIVERSITY OF ARKANSAS AT MONTICELLO  
MCGEHEE

APPROPRIATION B82

DESCRIPTION	ACTUAL 2015-2016	BUDGETED 2016-2017	AUTHORIZED APPROPRIATION 2016-2017	INSTITUTIONAL REQUEST / AHECB RECOMMENDATION		LEGISLATIVE RECOMMENDATION	
				2017-2018	2018-2019	2017-2018	2018-2019
1 REGULAR SALARIES	74,211	744,240	744,240	744,240	744,240		
2 EXTRA HELP WAGES	2,790	75,000	75,000	75,000	75,000		
3 OVERTIME							
4 PERSONAL SERVICES MATCHING	0	196,060	196,060	196,060	196,060		
5 OPERATING EXPENSES	564,636	740,000	740,000	740,000	740,000		
6 CONFERENCE FEES & TRAVEL	850	25,000	25,000	25,000	25,000		
7 PROFESSIONAL FEES AND SERVICES	35,726	50,000	50,000	50,000	50,000		
8 CAPITAL OUTLAY	31,135	50,000	50,000	50,000	50,000		
9 CAPITAL IMPROVEMENTS							
10 DEBT SERVICE							
11 FUND TRANSFERS, REFUNDS AND INVESTMENTS							
12							
13							
14							
15							
16 TOTAL APPROPRIATION	\$709,348	\$1,880,300	\$1,880,300	\$1,880,300	\$1,880,300	\$0	\$0
17 PRIOR YEAR FUND BALANCE***							
18 TUITION AND MANDATORY FEES	373,277	989,462		989,462	989,462		
19 ALL OTHER FEES	41,696	110,525		110,525	110,525		
20 SALES AND SERVICES RELATED TO EDUCATIONAL DEPARTMENTS	2,264	6,000		6,000	6,000		
21 INVESTMENT INCOME	1,509	4,000		4,000	4,000		
22 FEDERAL CASH FUNDS	200,000	500,000		500,000	500,000		
23 OTHER CASH FUNDS	90,602	270,313		270,313	270,313		
24 TOTAL INCOME	\$709,348	\$1,880,300		\$1,880,300	\$1,880,300	\$0	\$0
25 EXCESS (FUNDING)/APPROPRIATION	\$0	\$0		\$0	\$0	\$0	\$0

**TOTAL NUMBER OF POSITIONS (GENERAL REVENUE AND CASH COMBINED)**

	ACTUAL 2015-2016	BUDGETED 2016-2017	AUTHORIZED 2016-2017	INSTITUTIONAL REQUEST	AHECB RECOMMEND	LEGISLATIVE RECOMMENDATION
				2017-2019	2017-2019	2017-2019
REGULAR POSITIONS	47	47	74	74	74	
TOBACCO POSITIONS						
EXTRA HELP **	24	28	36	36	36	

FORM BR-4

\*\* The total number of Extra-Help shown in the requested column will be the total extra-Help positions [General Revenue and Cash] requested to be authorized.

\*\*\*Line 17 Prior Year Fund Balance includes only the portion of the fund balance needed to balance that fiscal year's budget.

# AUXILIARY ENTERPRISE CASH INCOME AND EXPENDITURES

UNIVERSITY OF ARKANSAS AT MONTICELLO  
(NAME OF INSTITUTION)

ACTIVITY	ACTUAL 2015-2016				BUDGETED 2016-2017			
	INCOME	OPERATING EXPENSES	DEBT SERVICE	NET INCOME	INCOME	OPERATING EXPENSES	DEBT SERVICE	NET INCOME
1 INTERCOLLEGIATE ATHLETICS *	719,981	3,618,777	119,928	(3,018,724)	826,088	3,750,576	119,705	(3,044,193)
2 HOUSING	2,286,984	682,015	903,284	701,685	2,229,299	676,339	905,839	647,121
3 FOOD SERVICES	1,838,213	1,479,518	0	358,695	1,490,931	1,147,601	0	343,330
4 STUDENT UNION	0	0	0	0	0	0	0	0
5 BOOKSTORE	157,376	3,147	0	154,229	173,253	0	0	173,253
6 STUDENT ORGANIZATIONS AND PUBLICATIONS	0	0	0	0	0	0	0	0
7 OTHER	835,440	191,510	0	643,930	979,703	125,931	0	853,772
8 SUBTOTAL	\$5,837,994	\$5,974,967	\$1,023,212	(\$1,160,185)	\$5,699,274	\$5,700,447	\$1,025,544	(\$1,026,717)
9 ATHLETIC TRANSFER **	1,162,000			1,162,000	1,026,717			1,026,717
10 OTHER TRANSFERS ***	0			0	0			0
11 GRAND TOTAL INCOME, OPERATING EXPENSES, & DEBT SERVICE FOR AUXILIARY ENTERPRISES	\$6,999,994	\$5,974,967	\$1,023,212	\$1,815	\$6,725,991	\$5,700,447	\$1,025,544	\$0

\* Intercollegiate athletic income should include the institutional board of trustees' approved student athletic fees.

FORM BR-5

\*\* For both two-year and four-year institutions, line 9, Athletic Transfer should contain the amount transferred from E&G to athletics.

\*\*\* For both two-year and four-year institutions, line 10, Other Transfers should contain the amount either transferred from E&G to support the college union, student organizations and student publications; or from auxiliary to other funds (e.g. plant funds), shown as a negative number.

NOTE: Line 7 Other - Post Office, Vendor Sales, Royalties, Trotter House, Stadium, Cable Vision, Athletics - Various, Miscellaneous



# AUXILIARY ENTERPRISE CASH INCOME AND EXPENDITURES

UNIVERSITY OF ARKANSAS AT MONTICELLO  
(NAME OF INSTITUTION)

CROSSETT

ACTIVITY	ACTUAL 2015-2016				BUDGETED 2016-2017			
	INCOME	OPERATING EXPENSES	DEBT SERVICE	NET INCOME	INCOME	OPERATING EXPENSES	DEBT SERVICE	NET INCOME
1 INTERCOLLEGIATE ATHLETICS *	0	0	0	0	0	0	0	0
2 HOUSING	0	0	0	0	0	0	0	0
3 FOOD SERVICES	0	0	0	0	0	0	0	0
4 STUDENT UNION	0	0	0	0	0	0	0	0
5 BOOKSTORE	193,512	252,162	0	(58,650)	255,000	267,180	0	(12,180)
6 STUDENT ORGANIZATIONS AND PUBLICATIONS	0	0	0	0	0	0	0	0
7 OTHER - TROTTER HOUSE	9,562	11,777	0	(2,215)	7,200	10,835	0	(3,635)
8 SUBTOTAL	\$203,074	\$263,939	\$0	(\$60,865)	\$262,200	\$278,015	\$0	(\$15,815)
9 ATHLETIC TRANSFER **	0			0	0			0
10 OTHER TRANSFERS ***	60,865			60,865	15,815			15,815
11 GRAND TOTAL INCOME, OPERATING EXPENSES, & DEBT SERVICE FOR AUXILIARY ENTERPRISES	\$263,939	\$263,939	\$0	\$0	\$278,015	\$278,015	\$0	\$0

\* Intercollegiate athletic income should include the institutional board of trustees' approved student athletic fees.

FORM BR-5

\*\* For both two-year and four-year institutions, line 9, Athletic Transfer should contain the amount transferred from E&G to athletics.

\*\*\* For both two-year and four-year institutions, line 10, Other Transfers should contain the amount either transferred from E&G to support the college union, student organizations and student publications; or from auxiliary to other funds (e.g. plant funds), shown as a negative number.

NOTE: Line 10 Other Transfers - Transfers made from E&G to support Bookstore and Trotter House

# AUXILIARY ENTERPRISE CASH INCOME AND EXPENDITURES

UNIVERSITY OF ARKANSAS AT MONTICELLO  
(NAME OF INSTITUTION)

MCGEHEE

ACTIVITY	ACTUAL 2015-2016				BUDGETED 2016-2017			
	INCOME	OPERATING EXPENSES	DEBT SERVICE	NET INCOME	INCOME	OPERATING EXPENSES	DEBT SERVICE	NET INCOME
1 INTERCOLLEGIATE ATHLETICS *	0	0	0	0	0	0	0	0
2 HOUSING	0	0	0	0	0	0	0	0
3 FOOD SERVICES	0	0	0	0	0	0	0	0
4 STUDENT UNION	0	0	0	0	0	0	0	0
5 BOOKSTORE	192,010	194,049	0	(2,039)	275,000	271,365	0	3,635
6 STUDENT ORGANIZATIONS AND PUBLICATIONS	0	0	0	0	0	0	0	0
7 OTHER - TROTTER HOUSE	9,567	11,790	0	(2,223)	7,200	10,835	0	(3,635)
8 SUBTOTAL	\$201,577	\$205,839	\$0	(\$4,262)	\$282,200	\$282,200	\$0	\$0
9 ATHLETIC TRANSFER **	0			0	0			0
10 OTHER TRANSFERS ***	4,262			4,262	0			0
11 GRAND TOTAL INCOME, OPERATING EXPENSES, & DEBT SERVICE FOR AUXILIARY ENTERPRISES	\$205,839	\$205,839	\$0	\$0	\$282,200	\$282,200	\$0	\$0

\* Intercollegiate athletic income should include the institutional board of trustees' approved student athletic fees.

FORM BR-5

\*\* For both two-year and four-year institutions, line 9, Athletic Transfer should contain the amount transferred from E&G to athletics.

\*\*\* For both two-year and four-year institutions, line 10, Other Transfers should contain the amount either transferred from E&G to support the college union, student organizations and student publications; or from auxiliary to other funds (e.g. plant funds), shown as a negative number.

NOTE: Line 10 Other Transfers - Transfers made from E&G to support Bookstore and Trotter House

**EMPLOYMENT INFORMATION  
IDENTIFICATION BY EMPLOYMENT CLASSIFICATION**

UNIVERSITY OF ARKANSAS AT MONTICELLO  
(NAME OF INSTITUTION)

TOTAL NUMBER OF EMPLOYEES IN FISCAL YEAR 2015-2016:						489
(As of November 1, 2015 )						
Nonclassified Administrative Employees:						
White Male:	37	Black Male:	8	Other Male:	1	Total Male: <span style="float: right; border-bottom: 1px solid black;">46</span>
White Female:	47	Black Female:	10	Other Female:	1	Total Female: <span style="float: right; border-bottom: 1px solid black;">58</span>
Nonclassified Health Care Employees:						
White Male:	0	Black Male:	0	Other Male:	0	Total Male: <span style="float: right; border-bottom: 1px solid black;">0</span>
White Female:	0	Black Female:	0	Other Female:	0	Total Female: <span style="float: right; border-bottom: 1px solid black;">0</span>
Classified Employees:						
White Male:	37	Black Male:	5	Other Male:	0	Total Male: <span style="float: right; border-bottom: 1px solid black;">42</span>
White Female:	67	Black Female:	27	Other Female:	3	Total Female: <span style="float: right; border-bottom: 1px solid black;">97</span>
Faculty:						
White Male:	93	Black Male:	6	Other Male:	18	Total Male: <span style="float: right; border-bottom: 1px solid black;">117</span>
White Female:	120	Black Female:	8	Other Female:	12	Total Female: <span style="float: right; border-bottom: 1px solid black;">140</span>
Total White Male:		Total Black Male:		Total Other Male:		Total Male: <span style="float: right; border-bottom: 1px solid black;">205</span>
Total White Female:		Total Black Female:		Total Other Female:		Total Female: <span style="float: right; border-bottom: 1px solid black;">284</span>
Total White:		Total Black:		Total Other:		Total Employees: <span style="float: right; border-bottom: 1px solid black;">489</span>
				Total Minority:		
				88		

FORM BR-6

**ARKANSAS PUBLIC HIGHER EDUCATION INSTITUTIONS AND ENTITIES**  
**STATE CONTRACTS OVER \$50,000 AWARDED TO MINORITY OWNED BUSINESSES**  
**Fiscal Year 2016**  
**Required by A.C.A. 25-36-104**

**Institution**

UNIVERSITY OF ARKANSAS AT MONTICELLO

Minority Business	Total Contract Awarded	Minority Type per A.C.A. 15-4-303 (2)					
		African American	Hispanic American	American Indian	Asian American	Pacific Islander American	Disabled Veteran
N/A							

**TOTAL NUMBER OF MINORITY CONTRACTS AWARDED** 0

**TOTAL EXPENDITURES ON CONTRACTS AWARDED** \$407,553  
 (Total Expenditures equals ALL Contracts Exceeding \$50,000--Minority and Non-Minority)

**% OF MINORITY CONTRACTS AWARDED** 0%

**ARKANSAS LEGISLATIVE AUDIT**  
**AUDIT OF UNIVERSITY OF ARKANSAS AT MONTICELLO**  
**June 30, 2015**

<i>Finding No. 1:</i>	University management discovered that a former employee had misused a University fuel card for purchases totaling \$8,210 during the period September 10, 2010 through June 4, 2013. According to University management, the applicable prosecuting attorney who was notified indicated that charges would be filed against the individual if reimbursement was not obtained. Subsequently, the former employee reimbursed \$8,210 to the University.
<i>Institution's Response</i>	When University management discovered that a University's fuel card had been used to make unauthorized charges by a former employee, the University developed a more comprehensive review process for monitoring the use of fuel cards. These improved internal control procedures were implemented in June 2013.

**ARKANSAS LEGISLATIVE AUDIT  
AUDIT OF UNIVERSITY OF ARKANSAS AT MONTICELLO  
June 30, 2015**

**U.S. DEPARTMENT OF EDUCATION**

**Finding Number:** 2015-001  
**State/Educational Agency(s):** University of Arkansas at Monticello  
**CFDA Number(s) and Program Title(s):** 84.063 – Pell Grant Program  
84.268 – Federal Direct Student Loans  
(Student Financial Assistance Cluster)  
**Federal Award Number(s):** P063P141071; P268K141071  
**Federal Award Year(s):** 2014  
**Compliance Requirement(s) Affected:** Eligibility  
**Type of Finding:** Significant Deficiency

**Criteria:**

In accordance with 34 CFR § 668.32 Student Assistance General Provisions, a student is eligible to receive assistance under the Title IV HEA programs if the student meets various eligibility requirements. One of these requirements is that the student is a regular student enrolled, or accepted for enrollment, in an eligible program at an eligible institution.

**Condition and Context:**

University management discovered that Jerome Terry assumed another individual's identity and improperly obtained Title IV financial aid totaling \$11,089 during the fall 2013 and spring 2014 semesters. Subsequently, Mr. Terry was charged with and convicted of financial identity fraud and forgery II, class C felonies; sentenced to 24 months incarceration; and ordered to pay restitution of \$6,359 upon release.

**Questioned Costs:**

\$11,089

**Cause:**

The University did not establish controls to ensure federal financial assistance was awarded to an enrolled student.

**Effect:**

The University disbursed federal financial aid to an individual who was not enrolled.

**Recommendation:**

ALA staff recommend the University establish effective internal controls to ensure financial aid is only awarded to eligible students.

**ARKANSAS LEGISLATIVE AUDIT  
AUDIT OF UNIVERSITY OF ARKANSAS AT MONTICELLO  
June 30, 2015**

**Finding Number:** 2015-001 (Continued)  
**State/Educational Agency(s):** University of Arkansas at Monticello  
**CFDA Number(s) and Program Title(s):** 84.063 – Pell Grant Program  
84.268 – Federal Direct Student Loans  
(Student Financial Assistance Cluster)  
**Federal Award Number(s):** P063P141071; P268K141071  
**Federal Award Year(s):** 2014  
**Compliance Requirement(s) Affected:** Eligibility  
**Type of Finding:** Significant Deficiency

**Views of Responsible Officials and Planned Corrective Action (Continued):**

Mr. Jerome Terry assumed the identity of his son, Jarell Terry, in order to attend the University of Arkansas at Monticello McGehee campus. It is our understanding that Mr. Jerome Terry wanted to obtain a technical certificate in his son's name, so that when his son, Jarell Terry, was released from prison, he would have a certificate and be able to easily obtain employment. Since Mr. Jerome Terry assumed his son's identity, he had access to Jarell's pertinent personal information necessary to register, enroll, and obtain financial aid as an eligible student. Someone on the McGehee campus recognized that the person attending UAM using the name of Jarell Terry was not Jarell Terry but was identified to be his father, Jerome Terry. Once UAM became aware, this information was reported to the local prosecutor's office and the Arkansas State Police.

The federal financial assistance was awarded to Jarell Terry, the name of the person who was enrolled and was eligible to receive financial aid. However, these funds were received by his father, Mr. Jerome Terry, who had assumed his son's identity. The entire amount of \$11,089 in federal assistance received by Mr. Jerome Terry was returned to the appropriate federal agencies. UAM is now owed the amount of \$11,089 from the student because all federal funds awarded to the student were repaid to the federal agencies.

Regarding the statement that UAM disbursed federal aid to an individual who was not an enrolled student, the son was eligible to enroll, and the son was eligible for federal financial aid. UAM disbursed federal financial aid in the name of the son to the person that was thought to be Jarell Terry.

UAM plans to more closely verify birthdates provided by students for reasonableness as to the individual enrolling. As always, before awarding financial aid, UAM verifies that social security numbers agree with birthdates and other pertinent information. UAM will continue to make these verifications before awarding any financial aid.

**Anticipated Completion Date:** Immediately

**Contact Person:** Jay S. Jones  
Vice Chancellor for Finance and Administration  
University of Arkansas at Monticello  
PO Box 3597  
Monticello, AR 71656  
870-460-1022  
[jonesj@uamont.edu](mailto:jonesj@uamont.edu)

THIS PAGE INTENTIONALLY LEFT BLANK



**UNIVERSITY OF ARKANSAS FOR MEDICAL SCIENCES**  
**Dr. Dan Rahn, Chancellor**

---

**INSTITUTIONAL GOALS, OBJECTIVES, AND STRATEGIES AS RELATED TO THE 2017-19 APPROPRIATION REQUESTS.**

The University of Arkansas for Medical Sciences (UAMS) is Arkansas's only academic health sciences center. It is the primary source of health care professionals for the state through its academic programs in medicine, pharmacy, nursing, public health and other health professions. It provides high-level tertiary and quaternary care in its hospital and clinics and regional centers throughout the state. It serves the state, nation, and world through research discovery.

Talented and dedicated faculty and staff are the core for carrying out the institution's mission to improve the health and health care of Arkansans and others in the region, nation and the world through education of current and future health professionals and the public; providing high quality, innovative health care and providing specialty expertise not routinely available in community settings; and advancing knowledge in areas of human health and disease and translating and accelerating discoveries into health improvements.

The institution is comprised of five (5) colleges: College of Medicine, College of Pharmacy, College of Nursing, College of Health Professions, College of Public Health and the Graduate School. In addition, it is strengthened by seven outstanding institutes: the Winthrop P. Rockefeller Cancer Institute, the Harvey and Bernice Jones Eye Institute, the Donald W. Reynolds Institute on Aging, the Jackson T. Stephens Spine and Neurosciences Institute, the Myeloma Institute for Research and Therapy, the Psychiatric Research Institute and the Translational Research Institute. UAMS' eight regional Family Medical Centers (formerly Area Health Education Centers or AHECs), located throughout the state, combine with central resources to form a Regional Centers Program that is annually ranked as one of the top two in the nation. With these and other world class clinical services, such as ANGELS, ARSaves, the Arkansas Aging Initiative and Kids First, UAMS programs are in great demand. This demand is an important opportunity for growth and expansion.

UAMS operates with a limited state appropriation base that presents some challenges to the institution in educating health professionals to meet Arkansas' growing needs, providing efficient, effective quality care to our patients, and developing innovative research programs that can be incorporated into the care we and other health care providers deliver. To ensure we continue to fulfill this mission, the university is moving aggressively to enhance productivity and increase its clinical revenue base and explore other opportunities to expand revenue. However, UAMS also strives to maintain affordable tuition for its students in the state. The UAMS College of Medicine consistently ranks among the 25%

## **UNIVERSITY OF ARKANSAS FOR MEDICAL SCIENCES**

### **Dr. Dan Rahn, Chancellor**

---

lowest tuitions of public medical schools around the nation and all of UAMS' colleges offer programs at tuition rates that rank below peer institutions.

UAMS' dependence on clinical revenue to support its mission of education, research and clinical service remains a critical concern. We anticipate that Medicare reimbursements will fall by 2019, while continued support for Medicaid expansion in the state through the Arkansas Works program remains uncertain and payment methods will change in ways that may work to UAMS' disadvantage as an academic institution.

UAMS has a planned approach and focus over the next five years regarding its academic and research programs while it also seeks to expand clinical capacity. Provided below is a priority list of programs and projects designed to meet the critical needs of Arkansas over the next several years for health professionals, to achieve prominence in research and to grow UAMS as the state's academic health center:

- Achieving National Cancer Institute Designation
- College of Dental Medicine Planning (CHP)
- Doctor of Occupational Therapy (OTD) Program (CHP)
- Physician Assistant Studies Master's Degree Program (CHP)
- Physical Therapy Studies Master's Degree Program (CHP)
- Doctor of Nursing Practice (DNP) Program (CON)
- Master of Health Information Analytics Program (CPH)
- Ongoing Classroom Technology Upgrade (IT)
- Community-Based Residency Programs (COM-Department of Graduate Medical Education)
- Improving Health and Healthcare in Arkansas through Big Data Analytics (COM-Biomedical Informatics)
- Enhancing Capacity in Clinical and Translational Research

These are discussed in detail in the pages that follow.

**INSTITUTION APPROPRIATION SUMMARY  
2017-2019 BIENNIUM**

INSTITUTION UNIVERSITY OF ARKANSAS FOR MEDICAL SCIENCES

APPROPRIATION	HISTORICAL DATA						INSTITUTION REQUEST & AHECB RECOMMENDATION							
	2015-2016		2016-2017		2016-2017		2017-2018				2018-2019			
	ACTUAL	POS	BUDGETED	POS	AUTHORIZED	POS	INST REQUEST	POS	AHECB REC	POS	INST REQUEST	POS	AHECB REC	POS
1 STATE TREASURY UAMS State Appropriation - Operations	95,932,900		95,864,095		122,484,258		112,536,958		112,536,958		116,168,062		116,168,062	
2 STATE TREASURY UAMS State Appropriation - Healthcare Initiative	7,100,000		7,100,000		7,100,000		7,100,000		7,100,000		7,100,000		7,100,000	
3 STATE TREASURY UAMS State Appropriation - Psychiatric Research Inst & Dept of Pediatrics	1,950,000		1,950,000		2,068,755		1,990,950		1,990,950		2,032,760		2,032,760	
4 STATE TREASURY UAMS State Appropriation - Colorectal Cancer Screening & Research	0		0		5,000,000		5,000,000		5,000,000		5,000,000		5,000,000	
5 STATE TREASURY UAMS State Appropriation - Newborn Umbilical Cord Blood Program	150,000		150,000		250,000		250,000		250,000		250,000		250,000	
6 STATE TREASURY UAMS State Appropriation - Adult Sickle Cell Disease Program	0		0		379,993		379,993		379,993		379,993		379,993	
7 STATE TREASURY UAMS State Appropriation - Child Abuse & Neglect Programs	1,811,323		1,855,588		5,041,918		5,163,233		5,163,233		5,287,096		5,287,096	
8 STATE TREASURY Medical Loans & Scholarships	325,076		325,076		450,000		450,000		450,000		450,000		450,000	
9 STATE TREASURY Nursing Loans & Scholarships	200,000		200,000		300,000		300,000		300,000		300,000		300,000	
10 STATE TREASURY Poison & Drug Information Center and Disease Management	291,552		299,959		299,959		299,959		299,959		299,959		299,959	
11 STATE TREASURY Poison & Drug Information Center	0		0		400,000		400,000		400,000		400,000		400,000	
12 STATE TREASURY AR Center for Health Improvement	494,905		500,000		500,000		500,000		500,000		500,000		500,000	
13 STATE TREASURY Breast Cancer Research	881,382		900,000		1,194,216		1,194,216		1,194,216		1,194,216		1,194,216	
14 STATE TREASURY Breast Cancer Research - Susan G. Komen	194,459		210,000		500,000		500,000		500,000		500,000		500,000	
15 STATE TREASURY Newborn Umbilical Cord Blood Initiative	2,042		5,000		546,000		546,000		546,000		546,000		546,000	
16 STATE TREASURY Domestic Violence Shelter Programs & Grants	582,495		590,000		7,150,000		7,150,000		7,150,000		7,150,000		7,150,000	
17 STATE TREASURY Tobacco Funding: Institute on Aging	1,149,433		1,937,865		2,320,796		2,320,796		2,320,796		2,320,796		2,320,796	
18 STATE TREASURY Tobacco Funding: College of Public Health	2,100,000		2,530,948		3,195,946		3,195,946		3,195,946		3,195,946		3,195,946	
19 STATE TREASURY Tobacco Funding: Delta Regional Program	1,543,844		1,543,454		2,235,565		2,235,565		2,235,565		2,235,565		2,235,565	
20 STATE TREASURY Tobacco Funding: Arkansas Biosciences	3,434,495		4,742,618		6,180,957		6,180,957		6,180,957		6,180,957		6,180,957	
21 CASH UAMS	1,089,401,621		1,905,405,000		1,905,405,000		1,995,793,000		1,995,793,000		1,995,793,000		1,995,793,000	
22 CASH Pharmacy Student Loans	0		50,000		550,000		550,000		550,000		550,000		550,000	
23 TOTAL	\$1,207,545,527	9,042	\$2,026,159,603	9,019	\$2,073,553,363	9,019	\$2,154,037,574	11,628	\$2,154,037,574	11,628	\$2,157,834,350	11,628	\$2,157,834,350	11,628
24 FUNDING SOURCES		%		%				%		%		%		%
25 PRIOR YEAR FUND BALANCE*	0	0.0%	1,317,081	0.1%			0	0.0%	0	0.00%	0	0.0%	0	0.00%
26 GENERAL REVENUE - INCLUDES CARDVC, CHILD SAFETY, PED & PRI REVENUE	89,862,249	7.4%	89,862,249	4.4%			104,679,901	4.9%	104,679,901	4.85%	108,269,482	5.0%	108,269,482	5.02%
27 INDIGENT CARE APPROPRIATION	5,342,181	0.4%	5,342,181	0.3%			5,456,055	0.3%	5,456,055	0.25%	5,570,597	0.3%	5,570,597	0.26%
28 EDUCATIONAL EXCELLENCE TRUST FUND	9,437,619	0.8%	9,833,414	0.5%			9,833,414	0.5%	9,833,414	0.46%	9,833,414	0.5%	9,833,414	0.46%
29 EDUC EXCEL TRUST - INDIGENT CARE	234,844	0.0%	244,693	0.0%			244,693	0.0%	244,693	0.01%	244,693	0.0%	244,693	0.01%
30 CASH FUNDS	1,019,951,538	84.4%	1,848,086,121	91.2%			1,931,343,000	89.5%	1,931,343,000	89.50%	1,931,343,000	89.5%	1,931,343,000	89.50%
31 FEDERAL FUNDS	69,450,083	5.7%	57,368,879	2.8%			65,000,000	3.0%	65,000,000	3.01%	65,000,000	3.0%	65,000,000	3.01%
32 TOBACCO SETTLEMENT FUNDS	9,544,853	0.8%	9,437,804	0.5%			13,933,264	0.6%	13,933,264	0.65%	13,933,264	0.6%	13,933,264	0.65%
33 OTHER FUNDS (BAIL BONDS)	187,508	0.0%	190,000	0.0%			0	0.0%	0	0.00%	0	0.0%	0	0.00%
34 OTHER FUNDS	4,851,733	0.4%	4,477,181	0.2%			23,547,246	1.1%	23,547,246	1.09%	23,639,900	1.1%	23,639,900	1.10%
35 TOTAL INCOME	\$1,208,862,608	100%	\$2,026,159,603	100%			\$2,154,037,574	100%	\$2,154,037,574	100%	\$2,157,834,350	100%	\$2,157,834,350	100%
36 EXCESS (FUNDING)/APPROPRIATION	(\$1,317,081)		\$0				\$0		\$0		\$0		\$0	

UNRESTRICTED EDUCATIONAL & GENERAL FUND BALANCE AS OF JUNE 30, 2015:	\$241,586,666
LESS RESERVES FOR:	
ACCOUNTS RECEIVABLE (PATIENT & NONPATIENT)	\$173,369,786
INVENTORIES	\$24,286,948
YEAR-END ENCUMBRANCES NOT YET RECORDED AS LIABILITIES	
INSURANCE DEDUCTIBLES	
MAJOR CRITICAL SYSTEMS FAILURES	
60 DAYS OF SALARIES & BENEFITS (CASH FLOW PURPOSES)	\$152,649,854
RESERVE FOR SPECIFIC ITEM (SOFTWARE, EQUIPMENT, ETC.)	
OTHER (FOOTNOTE BELOW)	
UNRESERVED EDUCATIONAL & GENERAL FUND BALANCE	(\$108,719,922)

\*Line 25 Prior Year Fund Balance includes only the portion of the fund balance needed to balance that fiscal year's budget.

**SUMMARY OF UNRESTRICTED EDUCATIONAL AND GENERAL CURRENT FUND EXPENDITURES AND INCOME  
AND AHECB GENERAL REVENUE RECOMMENDATIONS  
FOR THE 2017-2019 Fiscal Year (Non-Formula Entities)**

UNIVERSITY OF ARKANSAS FOR MEDICAL SCIENCES

NAME OF INSTITUTION

EXPENDITURE CATEGORIES	2015-2016 ACTUAL	2016-2017 BUDGETED *	2017-19 FISCAL YEAR INSTITUTIONAL REQUESTS / AHECB RECOMMENDATIONS			
			2017-2018		2018-2019	
			REQUEST	RECOMMENDATION	REQUEST	RECOMMENDATION
1 College of Medicine	254,206,158	252,013,004	256,673,206	256,673,206	256,941,312	256,941,312
2 College of Nursing	7,737,914	8,503,778	8,911,539	8,911,539	8,921,712	8,921,712
3 College of Pharmacy	17,242,828	15,173,085	15,193,598	15,193,598	15,214,542	15,214,542
4 College of Health Professions	11,645,820	12,782,393	15,936,105	15,936,105	17,613,305	17,613,305
5 College of Public Health	5,525,189	6,364,200	6,941,179	6,941,179	7,034,614	7,034,614
6 Graduate School	790,989	1,902,156	1,904,728	1,904,728	1,907,354	1,907,354
7 Institutional Support	38,773,167	9,412,574	9,487,868	9,487,868	9,564,739	9,564,739
8 Chancellor	2,687,007	4,038,864	4,044,324	4,044,324	4,049,899	4,049,899
9 Center for Health Improvement	4,699,554	4,509,862	4,515,959	4,515,959	4,522,184	4,522,184
10 Academic Affairs	12,767,595	14,026,890	14,045,853	14,045,853	14,065,214	14,065,214
11 Finance & Administration	16,347,030	16,937,799	16,960,698	16,960,698	16,984,077	16,984,077
12 Campus Operations	19,566,160	19,527,672	19,554,071	19,554,071	19,581,025	19,581,025
13 Communications	4,760,739	4,168,466	4,174,101	4,174,101	4,179,855	4,179,855
14 Institutional Advancement	3,169,698	4,787,845	4,794,318	4,794,318	4,800,927	4,800,927
15 Diversity Affairs	609,848	780,520	781,575	781,575	782,652	782,652
16 Institutional Compliance	3,130,420	3,610,535	3,615,416	3,615,416	3,620,400	3,620,400
17 Research	5,025,228	5,273,969	5,281,099	5,281,099	5,288,379	5,288,379
18 Information Technology	35,226,589	37,766,530	39,329,738	39,329,738	39,385,571	39,385,571
19 Integrated Clinical Enterprise	827,514,001	882,499,993	883,693,063	883,693,063	884,911,188	884,911,188
20 Regional Programs	67,007,537	62,455,704	62,540,139	62,540,139	62,626,347	62,626,347
21 NW Arkansas Campus	5,089,641	4,885,366	4,891,971	4,891,971	4,898,714	4,898,714
22 Jones Eye Institute	609,109	629,175	630,026	630,026	630,894	630,894
23 Myeloma Institute	3,017,435	2,308,029	2,311,149	2,311,149	2,314,335	2,314,335
24 Reynolds Institute on Aging	1,859,586	738,942	739,941	739,941	740,961	740,961
25 Rockefeller Cancer Institute	5,223,961	4,780,161	5,796,623	5,796,623	5,693,221	5,693,221
26 Stephens Spine/Neurology Institute	280,493	264,139	264,496	264,496	264,861	264,861
27 Translational Research Institute	4,581,865	4,311,917	6,237,746	6,237,746	6,349,948	6,349,948
28						
29 MANDATORY TRANSFERS	28,333,404	33,313,663	33,363,282	33,363,282	33,413,944	33,413,944
30 AUXILIARY TRANSFERS						
31 NON-MANDATORY TRANSFERS	(76,245,874)	(77,334,405)	(77,334,405)	(77,334,405)	(77,334,405)	(77,334,405)
32 TOTAL UNREST. E&G EXP.	\$1,311,183,091	\$1,340,432,826	\$1,355,279,406	\$1,355,279,406	\$1,358,967,769	\$1,358,967,769
33 NET LOCAL INCOME	1,202,469,768	1,231,890,289	1,211,678,097	1,211,678,097	1,211,569,683	1,211,569,683
34 PRIOR YEAR BALANCE***						
35 GENERAL REVENUE INCLUDES:						
36 CARDVC, CHILD SAFETY, PED & PRI	89,962,249	89,862,249	104,679,902	104,679,902	108,269,482	108,269,482
37 INDIGENT CARE	5,342,181	5,342,181	5,456,055	5,456,055	5,570,597	5,570,597
38 EDUCATIONAL EXCELLENCE	9,437,619	9,833,414	9,833,414	9,833,414	9,833,414	9,833,414
39 EDUCATIONAL EXCELLENCE - IC	234,844	244,693	244,693	244,693	244,693	244,693
40 WORKFORCE 2000						
41 TOBACCO SETTLEMENT FUNDS						
42 OTHER STATE FUNDS	3,351,504	3,260,000				
43 OTHER STATE FUNDS	384,926		23,387,246	23,387,246	23,479,900	23,479,900
44 TOTAL SOURCES OF INCOME	\$1,311,183,091	\$1,340,432,826	\$1,355,279,407	\$1,355,279,407	\$1,358,967,769	\$1,358,967,769

\* The amounts for Revenue Stabilization Act, Educational Excellence Trust Fund, and Workforce 2000 are based on the DF&A forecast.

FORM BR-2 Nonformula

\*\* Funds received for operating purposes from state appropriations other than RSA, EETF, and WF2000 (e.g. General Improvement) should be reported on Line 23 "Other State Funds" and identified in a footnote.

\*\*\*Line 18 Prior Year Fund Balance includes only the portion of the fund balance needed to balance that fiscal year's budget.

NOTE: Line 42 OTHER STATE TREASURY FUNDS - Mixed Drink Tax \$3,163,996+Bail Bonds \$187,508

NOTE: Line 43 OTHER STATE TREASURY FUNDS - \$M&R \$84,967+ support for Disease State Mgt/Poison & Drug Control \$299,959

**2017-2019 BIENNIUM**

FUND CCA0000

INSTITUTION UNIVERSITY OF ARKANSAS FOR MEDICAL SCIENCES

APPROPRIATION 429

**UAMS STATE APPROPRIATIONS - OPERATIONS**

	DESCRIPTION	ACTUAL 2015-2016	BUDGETED 2016-2017	AUTHORIZED APPROPRIATION 2016-2017	INSTITUTIONAL REQUEST / AHECB RECOMMENDATION		LEGISLATIVE RECOMMENDATION	
					2017-2018	2018-2019	2017-2018	2018-2019
1	REGULAR SALARIES	79,597,263	77,130,455	88,031,598	90,177,097	93,114,516		
2	EXTRA HELP WAGES							
3	OVERTIME							
4	PERSONAL SERVICES MATCHING	2,000,000	8,457,918	8,883,104	11,970,265	12,549,408		
5	OPERATING EXPENSES							
6	WORKERS COMP ADMIN FEES	113,060						
7	SURETY PREMIUM	41,310						
8	M&R EXPENSES	84,967						
9	FUNDED DEPRECIATION	1,130,663	1,192,465	1,192,465	1,192,465	1,192,465		
10	TEXARKANA AHEC	253,300	261,472	261,472	261,472	261,472		
11	POISON & DRUG INFO CENTER	802,116	827,993	827,993	827,993	827,993		
12	ADDITIONAL AHEC SUPPORT	2,331,696	2,406,918	2,406,918	2,406,918	2,406,918		
13	GRANTS/AID (ACH & INDIGENT CARE)	5,577,025	5,586,874	5,880,708	5,700,748	5,815,290		
14	CLAIMS COMMISSION	1,500						
15	MEDICAL EDUCATION PROGRAM EXPENSES	4,000,000		15,000,000				
16	TOTAL APPROPRIATION	95,932,900	95,864,095	\$122,484,258	\$112,536,958	\$116,168,062	0	0
17	PRIOR YEAR FUND BALANCE*							
18	GENERAL REVENUE	79,206,661	79,206,661		93,852,796	97,369,358		
19	INDIGENT CARE APPROPRIATION	5,342,181	5,342,181		5,456,055	5,570,597		
20	EDUC EXCELLENCE TRUST FUND	9,437,619	9,833,414		9,833,414	9,833,414		
21	EDUC EXCEL TRUST - INDIGENT CARE	234,844	244,693		244,693	244,693		
22	SPECIAL REVENUES** [WF2000]							
23	FEDERAL FUNDS IN STATE TREASURY							
24	TOBACCO SETTLEMENT FUNDS							
25	OTHER STATE TREASURY FUNDS	1,711,595	1,237,146		3,150,000	3,150,000		
26	TOTAL INCOME	\$95,932,900	\$95,864,095		\$112,536,958	\$116,168,062	\$0	\$0
27	EXCESS (FUNDING)/APPROPRIATION	\$0	\$0		\$0	\$0	\$0	\$0

\*Line 17 Prior Year Fund Balance includes only the portion of the fund balance needed to balance that fiscal year's budget.

FORM BR-3

\*\* Report WF2000 funds on line 22 - "Special Revenues".

NOTE: Line 25 OTHER STATE TREASURY FUNDS- Mixed Drink Revenue (CCA0200) - M&R less transfer to AR Ch Hospital plus Rainy Day funds

**APPROPRIATION ACT FORM - STATE TREASURY  
2017-2019 BIENNIUM**

FUND CCA0000

INSTITUTION UNIVERSITY OF ARKANSAS FOR MEDICAL SCIENCES  
UAMS STATE APPROPRIATION - HEALTHCARE INITIATIVE

APPROPRIATION 59P

	DESCRIPTION	ACTUAL 2015-2016	BUDGETED 2016-2017	AUTHORIZED APPROPRIATION 2016-2017	INSTITUTIONAL REQUEST / AHECB RECOMMENDATION		LEGISLATIVE RECOMMENDATION	
					2017-2018	2018-2019	2017-2018	2018-2019
1	REGULAR SALARIES							
2	EXTRA HELP WAGES							
3	OVERTIME							
4	PERSONAL SERVICES MATCHING							
5	OPERATING EXPENSES							
6	CONFERENCE FEES & TRAVEL							
7	PROFESSIONAL FEES AND SERVICES							
8	CAPITAL OUTLAY							
9	FUNDED DEPRECIATION							
10	AREA HEALTH EDUCATION CENTERS	3,400,000	3,400,000	3,400,000	3,400,000	3,400,000		
11	ARKANSAS HEALTH DATA INITIATIVE	700,000	700,000	700,000	700,000	700,000		
12	UAMS NORTHWEST ARK MEDICAL SCHOOL	3,000,000	3,000,000	3,000,000	3,000,000	3,000,000		
13	TOTAL APPROPRIATION	\$7,100,000	\$7,100,000	\$7,100,000	\$7,100,000	\$7,100,000	\$0	\$0
14	PRIOR YEAR FUND BALANCE**							
15	GENERAL REVENUE	7,100,000	7,100,000		7,100,000	7,100,000		
16	EDUCATIONAL EXCELLENCE TRUST FUND							
17	SPECIAL REVENUES * [WF2000]							
18	FEDERAL FUNDS IN STATE TREASURY							
19	TOBACCO SETTLEMENT FUNDS							
20	OTHER STATE TREASURY FUNDS							
21	TOTAL INCOME	\$7,100,000	\$7,100,000		\$7,100,000	\$7,100,000	\$0	\$0
22	EXCESS (FUNDING)/APPROPRIATION	\$0	\$0		\$0	\$0	\$0	\$0

\* Report WF2000 funds on line 18 - "Special Revenues".

\*\*Line 15 Prior Year Fund Balance includes only the portion of the fund balance needed to balance that fiscal year's budget.

FORM BR-3

**APPROPRIATION ACT FORM - STATE TREASURY  
2017-2019 BIENNIUM**

FUND CCA0100

INSTITUTION UNIVERSITY OF ARKANSAS FOR MEDICAL SCIENCES  
PSYCHIATRIC RESEARCH INSTITUTE & DEPARTMENT OF PEDIATRICS

APPROPRIATION 83C

	DESCRIPTION	ACTUAL 2015-2016	BUDGETED 2016-2017	AUTHORIZED APPROPRIATION 2016-2017	INSTITUTIONAL REQUEST / AHECB RECOMMENDATION		LEGISLATIVE RECOMMENDATION	
					2017-2018	2018-2019	2017-2018	2018-2019
1	REGULAR SALARIES							
2	EXTRA HELP WAGES							
3	OVERTIME							
4	PERSONAL SERVICES MATCHING							
5	OPERATING EXPENSES							
6	CONFERENCE FEES & TRAVEL							
7	PROFESSIONAL FEES AND SERVICES							
8	CAPITAL OUTLAY							
9	FUNDED DEPRECIATION							
10	PSYCHIATRIC RESEARCH INSTITUTE EXPENSES FOR TRAINING, TREATMENT, COMMUNITY PROVIDERS & PERSONAL SERVICES	1,250,000	1,250,000	1,368,755	1,290,950	1,332,760		
11	DEPARTMENT OF PEDIATRICS EXPENSES FOR TRAINING, TREATMENT, & ADVOCATE EDUCATION	500,000	500,000	500,000	500,000	500,000		
12	DEPARTMENT OF PEDIATRICS EXPENSES FOR MEDICAL EXAMINATION, CONSULTATION, EDUCATION, & TRAINING	200,000	200,000	200,000	200,000	200,000		
13	TOTAL APPROPRIATION	\$1,950,000	\$1,950,000	\$2,068,755	\$1,990,950	\$2,032,760	\$0	\$0
14	PRIOR YEAR FUND BALANCE**							
15	GENERAL REVENUE	1,950,000	1,950,000		1,990,950	2,032,760		
16	EDUCATIONAL EXCELLENCE TRUST FUND							
17	SPECIAL REVENUES * [WF2000]							
18	FEDERAL FUNDS IN STATE TREASURY							
19	TOBACCO SETTLEMENT FUNDS							
20	OTHER STATE TREASURY FUNDS							
21	TOTAL INCOME	\$1,950,000	\$1,950,000		\$1,990,950	\$2,032,760	\$0	\$0
22	EXCESS (FUNDING)/APPROPRIATION	\$0	\$0		\$0	\$0	\$0	\$0

\* Report WF2000 funds on line 18 - "Special Revenues".

\*\*Line 15 Prior Year Fund Balance includes only the portion of the fund balance needed to balance that fiscal year's budget.

FORM BR-3

**APPROPRIATION ACT FORM - STATE TREASURY  
2017-2019 BIENNIUM**

FUND CCA0000

INSTITUTION UNIVERSITY OF ARKANSAS FOR MEDICAL SCIENCES  
COLORECTAL CANCER SCREENING & RESEARCH

APPROPRIATION 59Q

	DESCRIPTION	ACTUAL 2015-2016	BUDGETED 2016-2017	AUTHORIZED APPROPRIATION 2016-2017	INSTITUTIONAL REQUEST / AHECB RECOMMENDATION		LEGISLATIVE RECOMMENDATION	
					2017-2018	2018-2019	2017-2018	2018-2019
1	REGULAR SALARIES							
2	EXTRA HELP WAGES							
3	OVERTIME							
4	PERSONAL SERVICES MATCHING							
5	OPERATING EXPENSES							
6	CONFERENCE FEES & TRAVEL							
7	PROFESSIONAL FEES AND SERVICES							
8	CAPITAL OUTLAY							
9	FUNDED DEPRECIATION							
10	COLORECTAL CANCER SCREENING & RESEARCH	0	0	5,000,000	5,000,000	5,000,000		
11								
12								
13	TOTAL APPROPRIATION	\$0	\$0	\$5,000,000	\$5,000,000	\$5,000,000	\$0	\$0
14	PRIOR YEAR FUND BALANCE**							
15	GENERAL REVENUE							
16	EDUCATIONAL EXCELLENCE TRUST FUND							
17	SPECIAL REVENUES * [WF2000]							
18	FEDERAL FUNDS IN STATE TREASURY							
19	TOBACCO SETTLEMENT FUNDS							
20	OTHER STATE TREASURY FUNDS	0	0		5,000,000	5,000,000		
21	TOTAL INCOME	\$0	\$0		\$5,000,000	\$5,000,000	\$0	\$0
22	EXCESS (FUNDING)/APPROPRIATION	\$0	\$0		\$0	\$0	\$0	\$0

\* Report WF2000 funds on line 18 - "Special Revenues".

\*\*Line 15 Prior Year Fund Balance includes only the portion of the fund balance needed to balance that fiscal year's budget.

FORM BR-3



**APPROPRIATION ACT FORM - STATE TREASURY  
2017-2019 BIENNium**

FUND CCA0000

INSTITUTION UNIVERSITY OF ARKANSAS FOR MEDICAL SCIENCES  
NEWBORN UMBILICAL CORD BLOOD PROGRAM

APPROPRIATION 86R

	DESCRIPTION	ACTUAL 2015-2016	BUDGETED 2016-2017	AUTHORIZED APPROPRIATION 2016-2017	INSTITUTIONAL REQUEST / AHECB RECOMMENDATION		LEGISLATIVE RECOMMENDATION	
					2017-2018	2018-2019	2017-2018	2018-2019
1	REGULAR SALARIES							
2	EXTRA HELP WAGES							
3	OVERTIME							
4	PERSONAL SERVICES MATCHING							
5	OPERATING EXPENSES							
6	CONFERENCE FEES & TRAVEL							
7	PROFESSIONAL FEES AND SERVICES							
8	CAPITAL OUTLAY							
9	FUNDED DEPRECIATION							
10	NEWBORN UMBILICAL CORD BLOOD PROGRAM EXPENSES	150,000	150,000	250,000	250,000	250,000		
11								
12								
13	TOTAL APPROPRIATION	\$150,000	\$150,000	\$250,000	\$250,000	\$250,000	\$0	\$0
14	PRIOR YEAR FUND BALANCE**							
15	GENERAL REVENUE	150,000	150,000		250,000	250,000		
16	EDUCATIONAL EXCELLENCE TRUST FUND							
17	SPECIAL REVENUES * [WF2000]							
18	FEDERAL FUNDS IN STATE TREASURY							
19	TOBACCO SETTLEMENT FUNDS							
20	OTHER STATE TREASURY FUNDS							
21	TOTAL INCOME	\$150,000	\$150,000		\$250,000	\$250,000	\$0	\$0
22	EXCESS (FUNDING)/APPROPRIATION	\$0	\$0		\$0	\$0	\$0	\$0

\* Report WF2000 funds on line 18 - "Special Revenues".

\*\*Line 15 Prior Year Fund Balance includes only the portion of the fund balance needed to balance that fiscal year's budget.

FORM BR-3

**APPROPRIATION ACT FORM - STATE TREASURY  
2017-2019 BIENNIUM**

FUND CCA0000

INSTITUTION UNIVERSITY OF ARKANSAS FOR MEDICAL SCIENCES  
ADULT SICKLE CELL DISEASE PROGRAM

APPROPRIATION 86S

	DESCRIPTION	ACTUAL 2015-2016	BUDGETED 2016-2017	AUTHORIZED APPROPRIATION 2016-2017	INSTITUTIONAL REQUEST / AHECB RECOMMENDATION		LEGISLATIVE RECOMMENDATION	
					2017-2018	2018-2019	2017-2018	2018-2019
1	REGULAR SALARIES							
2	EXTRA HELP WAGES							
3	OVERTIME							
4	PERSONAL SERVICES MATCHING							
5	OPERATING EXPENSES							
6	CONFERENCE FEES & TRAVEL							
7	PROFESSIONAL FEES AND SERVICES							
8	CAPITAL OUTLAY							
9	FUNDED DEPRECIATION							
10	ADULT SICKLE CELL DISEASE PROGRAM INITIATIVE PERSONAL SERVICES AND OPERATING EXPENSES	0	0	379,993	379,993	379,993		
11								
12								
13	TOTAL APPROPRIATION	\$0	\$0	\$379,993	\$379,993	\$379,993	\$0	\$0
14	PRIOR YEAR FUND BALANCE**							
15	GENERAL REVENUE							
16	EDUCATIONAL EXCELLENCE TRUST FUND							
17	SPECIAL REVENUES * [WF2000]							
18	FEDERAL FUNDS IN STATE TREASURY							
19	TOBACCO SETTLEMENT FUNDS							
20	OTHER STATE TREASURY FUNDS	0	0		379,993	379,993		
21	TOTAL INCOME	\$0	\$0		\$379,993	\$379,993	\$0	\$0
22	EXCESS (FUNDING)/APPROPRIATION	\$0	\$0		\$0	\$0	\$0	\$0

\* Report WF2000 funds on line 18 - "Special Revenues".

\*\*Line 15 Prior Year Fund Balance includes only the portion of the fund balance needed to balance that fiscal year's budget.

FORM BR-3

**APPROPRIATION ACT FORM - STATE TREASURY  
2017-2019 BIENNium**

FUND CCA0100

INSTITUTION UNIVERSITY OF ARKANSAS FOR MEDICAL SCIENCES  
CHILD ABUSE AND NEGLECT PROGRAMS

APPROPRIATION 38E

	DESCRIPTION	ACTUAL 2015-2016	BUDGETED 2016-2017	AUTHORIZED APPROPRIATION 2016-2017	INSTITUTIONAL REQUEST / AHECB RECOMMENDATION		LEGISLATIVE RECOMMENDATION	
					2017-2018	2018-2019	2017-2018	2018-2019
1	REGULAR SALARIES							
2	EXTRA HELP WAGES							
3	OVERTIME							
4	PERSONAL SERVICES MATCHING							
5	OPERATING EXPENSES							
6	CONFERENCE FEES & TRAVEL							
7	PROFESSIONAL FEES AND SERVICES							
8	CAPITAL OUTLAY							
9	CAPITAL IMPROVEMENTS							
10	FUNDED DEPRECIATION							
11	FOR EXPENSES ASSOCIATED WITH CHILD ABUSE & NEGLECT PROGRAMS, INCLUDING BUT NOT LIMITED TO, GRANTS TO STATE AGENCIES, CHILD ADVOCACY CENTERS, CHILD SAFETY CENTERS, AND OTHER ELIGIBLE ENTITIES	1,811,323	1,855,588	5,041,918	5,163,233	5,287,096		
12								
13								
14	TOTAL APPROPRIATION	1,811,323	1,855,588	\$5,041,918	\$5,163,233	5,287,096	0	0
15	PRIOR YEAR FUND BALANCE**							
16	CHILD ABUSE DOMESTIC VIOLENCE (GEN REV)	735,000	735,000		750,435	766,194		
17	CHILD SAFETY CENTERS (GEN REV)	720,588	720,588		735,720	751,170		
18	EDUCATIONAL EXCELLENCE TRUST FUND							
19	SPECIAL REVENUES * [WF2000]							
20	FEDERAL FUNDS IN STATE TREASURY							
21	TOBACCO SETTLEMENT FUNDS							
22	OTHER STATE TREASURY FUNDS - CIGARETTE TAX	355,735	400,000		3,677,078	3,769,732		
23	TOTAL INCOME	\$1,811,323	\$1,855,588		\$5,163,233	\$5,287,096	\$0	\$0
24	EXCESS (FUNDING)/APPROPRIATION	\$0	\$0		\$0	\$0	\$0	\$0

\* Report WF2000 funds on line 18 - "Special Revenues".

FORM BR-3

\*\*Line 15 Prior Year Fund Balance includes only the portion of the fund balance needed to balance that fiscal year's budget.

NOTE: Line 22 Other State Treasury Funds - Cigarette Tax & Fines, net of Treasury fees

**APPROPRIATION ACT FORM - STATE TREASURY  
2017-2019 BIENNIUM**

FUND HUA1501

INSTITUTION UNIVERSITY OF ARKANSAS FOR MEDICAL SCIENCES  
MEDICAL LOANS & SCHOLARSHIPS

APPROPRIATION 464

	DESCRIPTION	ACTUAL 2015-2016	BUDGETED 2016-2017	AUTHORIZED APPROPRIATION 2016-2017	INSTITUTIONAL REQUEST / AHECB RECOMMENDATION		LEGISLATIVE RECOMMENDATION	
					2017-2018	2018-2019	2017-2018	2018-2019
1	REGULAR SALARIES							
2	EXTRA HELP WAGES							
3	OVERTIME							
4	PERSONAL SERVICES MATCHING							
5	OPERATING EXPENSES							
6	CONFERENCE FEES & TRAVEL							
7	PROFESSIONAL FEES AND SERVICES							
8	CAPITAL OUTLAY							
9	FUNDED DEPRECIATION							
10	RURAL MEDICAL PRACTICE STUDENT LOAN & SCHOLARSHIP PROGRAM LOANS AND/OR SCHOLARSHIPS	200,000	200,000	300,000	300,000	300,000		
11	COMMUNITY MATCH STUDENT LOAN & SCHOLARSHIP PROGRAM LOANS AND/OR SCHOLARSHIPS	125,076	125,076	150,000	150,000	150,000		
12								
13	TOTAL APPROPRIATION	\$325,076	\$325,076	\$450,000	\$450,000	\$450,000	\$0	\$0
14	PRIOR YEAR FUND BALANCE**							
15	GENERAL REVENUE							
16	EDUCATIONAL EXCELLENCE TRUST FUND							
17	SPECIAL REVENUES * [WF2000]							
18	FEDERAL FUNDS IN STATE TREASURY							
19	TOBACCO SETTLEMENT FUNDS							
20	OTHER STATE TREASURY FUNDS	325,076	325,076		450,000	450,000		
21	TOTAL INCOME	\$325,076	\$325,076		\$450,000	\$450,000	\$0	\$0
22	EXCESS (FUNDING)/APPROPRIATION	\$0	\$0		\$0	\$0	\$0	\$0

\* Report WF2000 funds on line 18 - "Special Revenues".

\*\*Line 15 Prior Year Fund Balance includes only the portion of the fund balance needed to balance that fiscal year's budget.

FORM BR-3

NOTE: Line 20 Other State Treasury Funds - Miscellaneous Agencies Fund

**APPROPRIATION ACT FORM - STATE TREASURY  
2017-2019 BIENNIUM**

FUND HUA1502

INSTITUTION UNIVERSITY OF ARKANSAS FOR MEDICAL SCIENCES  
NURSING LOANS & SCHOLARSHIPS

APPROPRIATION 461

	DESCRIPTION	ACTUAL 2015-2016	BUDGETED 2016-2017	AUTHORIZED APPROPRIATION 2016-2017	INSTITUTIONAL REQUEST / AHECB RECOMMENDATION		LEGISLATIVE RECOMMENDATION	
					2017-2018	2018-2019	2017-2018	2018-2019
1	REGULAR SALARIES							
2	EXTRA HELP WAGES							
3	OVERTIME							
4	PERSONAL SERVICES MATCHING							
5	OPERATING EXPENSES							
6	CONFERENCE FEES & TRAVEL							
7	PROFESSIONAL FEES AND SERVICES							
8	CAPITAL OUTLAY							
9	FUNDED DEPRECIATION							
10	ADVANCED NURSING PRACTICE COMMUNITY MATCH STUDENT LOAN & SCHOLARSHIP PROGRAM LOANS AND/OR SCHOLARSHIPS	100,000	100,000	150,000	150,000	150,000		
11	RURAL ADVANCED NURSING PRACTICE COMMUNITY MATCH STUDENT LOAN & SCHOLARSHIP PROGRAM LOANS AND/OR SCHOLARSHIPS	100,000	100,000	150,000	150,000	150,000		
12								
13	TOTAL APPROPRIATION	\$200,000	\$200,000	\$300,000	\$300,000	\$300,000	\$0	\$0
14	PRIOR YEAR FUND BALANCE**							
15	GENERAL REVENUE							
16	EDUCATIONAL EXCELLENCE TRUST FUND							
17	SPECIAL REVENUES * [WF2000]							
18	FEDERAL FUNDS IN STATE TREASURY							
19	TOBACCO SETTLEMENT FUNDS							
20	OTHER STATE TREASURY FUNDS	200,000	200,000		300,000	300,000		
21	TOTAL INCOME	\$200,000	\$200,000		\$300,000	\$300,000	\$0	\$0
22	EXCESS (FUNDING)/APPROPRIATION	\$0	\$0		\$0	\$0	\$0	\$0

\* Report WF2000 funds on line 18 - "Special Revenues".

\*\*Line 15 Prior Year Fund Balance includes only the portion of the fund balance needed to balance that fiscal year's budget.

FORM BR-3

NOTE: Line 20 Other State Treasury Funds - Miscellaneous Agencies Fund

**APPROPRIATION ACT FORM - STATE TREASURY  
2017-2019 BIENNIUM**

FUND HUA1503

INSTITUTION UNIVERSITY OF ARKANSAS FOR MEDICAL SCIENCES  
POISON & DRUG INFORMATION CENTER & DISEASE MANAGEMENT

APPROPRIATION 1UV

	DESCRIPTION	ACTUAL 2015-2016	BUDGETED 2016-2017	AUTHORIZED APPROPRIATION 2016-2017	INSTITUTIONAL REQUEST / AHECB RECOMMENDATION		LEGISLATIVE RECOMMENDATION	
					2017-2018	2018-2019	2017-2018	2018-2019
1	REGULAR SALARIES							
2	EXTRA HELP WAGES							
3	OVERTIME							
4	PERSONAL SERVICES MATCHING							
5	OPERATING EXPENSES							
6	CONFERENCE FEES & TRAVEL							
7	PROFESSIONAL FEES AND SERVICES							
8	CAPITAL OUTLAY							
9	FUNDED DEPRECIATION							
10	ADDITIONAL SUPPORT FOR THE ARKANSAS POISON & DRUG INFORMATION CENTER	131,552	139,959	139,959	139,959	139,959		
11	SUPPORT FOR DISEASE STATE MANAGEMENT	160,000	160,000	160,000	160,000	160,000		
12								
13	TOTAL APPROPRIATION	\$291,552	\$299,959	\$299,959	\$299,959	\$299,959	\$0	\$0
14	PRIOR YEAR FUND BALANCE**							
15	GENERAL REVENUE							
16	EDUCATIONAL EXCELLENCE TRUST FUND							
17	SPECIAL REVENUES * [WF2000]							
18	FEDERAL FUNDS IN STATE TREASURY							
19	TOBACCO SETTLEMENT FUNDS							
20	OTHER STATE TREASURY FUNDS	291,552	299,959		299,959	299,959		
21	TOTAL INCOME	\$291,552	\$299,959		\$299,959	\$299,959	\$0	\$0
22	EXCESS (FUNDING)/APPROPRIATION	\$0	\$0		\$0	\$0	\$0	\$0

\* Report WF2000 funds on line 18 - "Special Revenues".

\*\*Line 15 Prior Year Fund Balance includes only the portion of the fund balance needed to balance that fiscal year's budget.

FORM BR-3

NOTE: Line 20 Other State Treasury Funds- Miscellaneous Agencies Fund

**APPROPRIATION ACT FORM - STATE TREASURY  
2017-2019 BIENNIUM**

FUND HUA1503

INSTITUTION UNIVERSITY OF ARKANSAS FOR MEDICAL SCIENCES  
POISON & DRUG INFORMATION CENTER

APPROPRIATION 1UV

	DESCRIPTION	ACTUAL 2015-2016	BUDGETED 2016-2017	AUTHORIZED APPROPRIATION 2016-2017	INSTITUTIONAL REQUEST / AHECB RECOMMENDATION		LEGISLATIVE RECOMMENDATION	
					2017-2018	2018-2019	2017-2018	2018-2019
1	REGULAR SALARIES							
2	EXTRA HELP WAGES							
3	OVERTIME							
4	PERSONAL SERVICES MATCHING							
5	OPERATING EXPENSES							
6	CONFERENCE FEES & TRAVEL							
7	PROFESSIONAL FEES AND SERVICES							
8	CAPITAL OUTLAY							
9	FUNDED DEPRECIATION							
10	POISON & DRUG INFORMATION CENTER PERSONAL SERVICES, MAINTENANCE AND OPERATING EXPENSES	0	0	400,000	400,000	400,000		
11								
12								
13	TOTAL APPROPRIATION	\$0	\$0	\$400,000	\$400,000	\$400,000	\$0	\$0
14	PRIOR YEAR FUND BALANCE**							
15	GENERAL REVENUE							
16	EDUCATIONAL EXCELLENCE TRUST FUND							
17	SPECIAL REVENUES * [WF2000]							
18	FEDERAL FUNDS IN STATE TREASURY							
19	TOBACCO SETTLEMENT FUNDS							
20	OTHER STATE TREASURY FUNDS	0	0		400,000	400,000		
21	TOTAL INCOME	\$0	\$0		\$400,000	\$400,000	\$0	\$0
22	EXCESS (FUNDING)/APPROPRIATION	\$0	\$0		\$0	\$0	\$0	\$0

\* Report WF2000 funds on line 18 - "Special Revenues".

\*\*Line 15 Prior Year Fund Balance includes only the portion of the fund balance needed to balance that fiscal year's budget.

FORM BR-3

NOTE: Line 20 Other State Treasury Funds - Miscellaneous Agencies Fund

**APPROPRIATION ACT FORM - STATE TREASURY  
2017-2019 BIENNIUM**

FUND HUA1504

INSTITUTION UNIVERSITY OF ARKANSAS FOR MEDICAL SCIENCES  
AR CENTER FOR HEALTH IMPROVEMENT EXPENSES

APPROPRIATION M78

	DESCRIPTION	ACTUAL 2015-2016	BUDGETED 2016-2017	AUTHORIZED APPROPRIATION 2016-2017	INSTITUTIONAL REQUEST / AHECB RECOMMENDATION		LEGISLATIVE RECOMMENDATION	
					2017-2018	2018-2019	2017-2018	2018-2019
1	REGULAR SALARIES							
2	EXTRA HELP WAGES							
3	OVERTIME							
4	PERSONAL SERVICES MATCHING							
5	OPERATING EXPENSES							
6	CONFERENCE FEES & TRAVEL							
7	PROFESSIONAL FEES AND SERVICES							
8	CAPITAL OUTLAY							
9	FUNDED DEPRECIATION							
10	ARKANSAS CENTER FOR HEALTH IMPROVEMENT EXPENSES	494,905	500,000	500,000	500,000	500,000		
11								
12								
13	TOTAL APPROPRIATION	\$494,905	\$500,000	\$500,000	\$500,000	\$500,000	\$0	\$0
14	PRIOR YEAR FUND BALANCE**							
15	GENERAL REVENUE							
16	EDUCATIONAL EXCELLENCE TRUST FUND							
17	SPECIAL REVENUES * [WF2000]							
18	FEDERAL FUNDS IN STATE TREASURY							
19	TOBACCO SETTLEMENT FUNDS							
20	OTHER STATE TREASURY FUNDS***	494,905	500,000		500,000	500,000		
21	TOTAL INCOME	\$494,905	\$500,000		\$500,000	\$500,000	\$0	\$0
22	EXCESS (FUNDING)/APPROPRIATION	\$0	\$0		\$0	\$0	\$0	\$0

\* Report WF2000 funds on line 18 - "Special Revenues".

\*\*Line 15 Prior Year Fund Balance includes only the portion of the fund balance needed to balance that fiscal year's budget.

NOTE: Line 20 "Other State Treasury Funds"- Miscellaneous Agencies Fund Account (for personal services, maintenance and operating expense of ACHI.)

FORM BR-3



**APPROPRIATION ACT FORM - STATE TREASURY  
2017-2019 BIENNIUM**

FUND MBR0100

INSTITUTION UNIVERSITY OF ARKANSAS FOR MEDICAL SCIENCES  
BREAST CANCER RESEARCH

APPROPRIATION 231

	DESCRIPTION	ACTUAL 2015-2016	BUDGETED 2016-2017	AUTHORIZED APPROPRIATION 2016-2017	INSTITUTIONAL REQUEST / AHECB RECOMMENDATION		LEGISLATIVE RECOMMENDATION	
					2017-2018	2018-2019	2017-2018	2018-2019
1	REGULAR SALARIES							
2	EXTRA HELP WAGES							
3	OVERTIME							
4	PERSONAL SERVICES MATCHING							
5	OPERATING EXPENSES							
6	CONFERENCE FEES & TRAVEL							
7	PROFESSIONAL FEES AND SERVICES							
8	CAPITAL OUTLAY							
9	FUNDED DEPRECIATION							
10	BREAST CANCER RESEARCH PROGRAM EXPENSES	881,382	900,000	1,194,216	1,194,216	1,194,216		
11								
12								
13	TOTAL APPROPRIATION	\$881,382	\$900,000	\$1,194,216	\$1,194,216	\$1,194,216	\$0	\$0
14	PRIOR YEAR FUND BALANCE**							
15	GENERAL REVENUE							
16	EDUCATIONAL EXCELLENCE TRUST FUND							
17	SPECIAL REVENUES * [WF2000]							
18	FEDERAL FUNDS IN STATE TREASURY							
19	TOBACCO SETTLEMENT FUNDS							
20	OTHER STATE TREASURY FUNDS***	881,382	900,000		1,194,216	1,194,216		
21	TOTAL INCOME	\$881,382	\$900,000		\$1,194,216	\$1,194,216	\$0	\$0
22	EXCESS (FUNDING)/APPROPRIATION	\$0	\$0		\$0	\$0	\$0	\$0

\* Report WF2000 funds on line 17 - "Special Revenues".

\*\*Line 14 Prior Year Fund Balance includes only the portion of the fund balance needed to balance that fiscal year's budget.

FORM BR-3

NOTE: Line 20 Other State Treasury Funds - Breast Cancer Research Fund

**APPROPRIATION ACT FORM - STATE TREASURY  
2017-2019 BIENNIUM**

FUND MBR0200

INSTITUTION UNIVERSITY OF ARKANSAS FOR MEDICAL SCIENCES  
BREAST CANCER RESEARCH - SUSAN G. KOMEN

APPROPRIATION 231

	DESCRIPTION	ACTUAL 2015-2016	BUDGETED 2016-2017	AUTHORIZED APPROPRIATION 2016-2017	INSTITUTIONAL REQUEST / AHECB RECOMMENDATION		LEGISLATIVE RECOMMENDATION	
					2017-2018	2018-2019	2017-2018	2018-2019
1	REGULAR SALARIES							
2	EXTRA HELP WAGES							
3	OVERTIME							
4	PERSONAL SERVICES MATCHING							
5	OPERATING EXPENSES							
6	CONFERENCE FEES & TRAVEL							
7	PROFESSIONAL FEES AND SERVICES							
8	CAPITAL OUTLAY							
9	FUNDED DEPRECIATION							
10	ARKANSAS CANCER RESEARCH CENTER BREAST PROGRAM FOR BREAST CANCER EDUCATION, OUTREACH AND RESEARCH EXPENSES AND GRANTS TO THE ARK. AFFILIATE OF THE SUSAN G. KOMEN FOUNDATION	194,459	210,000	500,000	500,000	500,000		
11								
12								
13	TOTAL APPROPRIATION	\$194,459	\$210,000	\$500,000	\$500,000	\$500,000	\$0	\$0
14	PRIOR YEAR FUND BALANCE**							
15	GENERAL REVENUE							
16	EDUCATIONAL EXCELLENCE TRUST FUND							
17	SPECIAL REVENUES * [WF2000]							
18	FEDERAL FUNDS IN STATE TREASURY							
19	TOBACCO SETTLEMENT FUNDS							
20	OTHER STATE TREASURY FUNDS	194,459	210,000		500,000	500,000		
21	TOTAL INCOME	\$194,459	\$210,000		\$500,000	\$500,000	\$0	\$0
22	EXCESS (FUNDING)/APPROPRIATION	\$0	\$0		\$0	\$0	\$0	\$0

\* Report WF2000 funds on line 17 - "Special Revenues".

\*\*Line 14 Prior Year Fund Balance includes only the portion of the fund balance needed to balance that fiscal year's budget.

FORM BR-3

NOTE: Line 20 Other State Treasury Funds - Revenue from Breast Cancer License Plates sales split with Komen

**APPROPRIATION ACT FORM - STATE TREASURY  
2017-2019 BIENNIUM**

FUND MNU0000

INSTITUTION UNIVERSITY OF ARKANSAS FOR MEDICAL SCIENCES  
NEWBORN UMBILICAL CORD BLOOD INITIATIVE

APPROPRIATION 58U

	DESCRIPTION	ACTUAL 2015-2016	BUDGETED 2016-2017	AUTHORIZED APPROPRIATION 2016-2017	INSTITUTIONAL REQUEST / AHECB RECOMMENDATION		LEGISLATIVE RECOMMENDATION	
					2017-2018	2018-2019	2017-2018	2018-2019
1	REGULAR SALARIES							
2	EXTRA HELP WAGES							
3	OVERTIME							
4	PERSONAL SERVICES MATCHING							
5	OPERATING EXPENSES							
6	CONFERENCE FEES & TRAVEL							
7	PROFESSIONAL FEES AND SERVICES							
8	CAPITAL OUTLAY							
9	FUNDED DEPRECIATION							
10	NEWBORN UMBILICAL CORD BLOOD INITIATIVE PERSONAL SERVICES AND OPERATING EXPENSES	2,042	5,000	546,000	546,000	546,000		
11								
12								
13	TOTAL APPROPRIATION	\$2,042	\$5,000	\$546,000	\$546,000	\$546,000	\$0	\$0
14	PRIOR YEAR FUND BALANCE**							
15	GENERAL REVENUE							
16	EDUCATIONAL EXCELLENCE TRUST FUND							
17	SPECIAL REVENUES * [WF2000]							
18	FEDERAL FUNDS IN STATE TREASURY							
19	TOBACCO SETTLEMENT FUNDS							
20	OTHER STATE TREASURY FUNDS	2,042	5,000		546,000	546,000		
21	TOTAL INCOME	\$2,042	\$5,000		\$546,000	\$546,000	\$0	\$0
22	EXCESS (FUNDING)/APPROPRIATION	\$0	\$0		\$0	\$0	\$0	\$0

\* Report WF2000 funds on line 17 - "Special Revenues".

\*\*Line 14 Prior Year Fund Balance includes only the portion of the fund balance needed to balance that fiscal year's budget.

FORM BR-3

NOTE: Line 20 OTHER STATE TREASURY FUNDS - Newborn Umbilical Cord Blood Initiative Fund

**APPROPRIATION ACT FORM - STATE TREASURY  
2017-2019 BIENNIUM**

FUND SML0000

INSTITUTION UNIVERSITY OF ARKANSAS FOR MEDICAL SCIENCES  
DOMESTIC VIOLENCE SHELTER - PROGRAMS

APPROPRIATION \_\_\_\_\_ 1PQ

	DESCRIPTION	ACTUAL 2015-2016	BUDGETED 2016-2017	AUTHORIZED APPROPRIATION 2016-2017	INSTITUTIONAL REQUEST / AHECB RECOMMENDATION		LEGISLATIVE RECOMMENDATION	
					2017-2018	2018-2019	2017-2018	2018-2019
1	REGULAR SALARIES							
2	EXTRA HELP WAGES							
3	OVERTIME							
4	PERSONAL SERVICES MATCHING							
5	OPERATING EXPENSES							
6	CONFERENCE FEES & TRAVEL							
7	PROFESSIONAL FEES AND SERVICES							
8	CAPITAL OUTLAY							
9	FUNDED DEPRECIATION							
10	DOMESTIC VIOLENCE SHELTER PROGRAMS	582,495	590,000	6,100,000	6,100,000	6,100,000		
11	DOMESTIC VIOLENCE SHELTER GRANTS	0	0	1,050,000	1,050,000	1,050,000		
12								
13	TOTAL APPROPRIATION	\$582,495	\$590,000	\$7,150,000	\$7,150,000	\$7,150,000	\$0	\$0
14	PRIOR YEAR FUND BALANCE**							
15	GENERAL REVENUE							
16	EDUCATIONAL EXCELLENCE TRUST FUND							
17	SPECIAL REVENUES * [WF2000]							
18	FEDERAL FUNDS IN STATE TREASURY							
19	OTHER STATE TREASURY FUNDS 1	187,508	190,000					
20	OTHER STATE TREASURY FUNDS 2	394,987	400,000		7,150,000	7,150,000		
21	TOTAL INCOME	\$582,495	\$590,000		\$7,150,000	\$7,150,000	\$0	\$0
22	EXCESS (FUNDING)/APPROPRIATION	\$0	\$0		\$0	\$0	\$0	\$0

\* Report WF2000 funds on line 17 - "Special Revenues".

\*\*Line 14 Prior Year Fund Balance includes only the portion of the fund balance needed to balance that fiscal year's budget.

FORM BR-3

NOTE: Line 19 OTHER STATE TREASURY FUNDS 1- BAIL BONDS

NOTE: Line 20 OTHER STATE TREASURY FUNDS 2- MARRIAGE LICENSE

**APPROPRIATION ACT FORM - STATE TREASURY  
2017-2019 BIENNIUM**

FUND TSE0201

INSTITUTION UNIVERSITY OF ARKANSAS FOR MEDICAL SCIENCES  
TOBACCO FUNDING - INSTITUTE ON AGING

APPROPRIATION 322

	DESCRIPTION	ACTUAL 2015-2016	BUDGETED 2016-2017	AUTHORIZED APPROPRIATION 2016-2017	INSTITUTIONAL REQUEST / AHECB RECOMMENDATION		LEGISLATIVE RECOMMENDATION	
					2017-2018	2018-2019	2017-2018	2018-2019
1	REGULAR SALARIES	727,160	964,644	1,292,959	1,292,959	1,292,959		
2	EXTRA HELP WAGES							
3	OVERTIME							
4	PERSONAL SERVICES MATCHING	172,600	316,290	316,765	316,765	316,765		
5	OPERATING EXPENSES	236,671	593,700	603,713	603,713	603,713		
6	CONFERENCE FEES & TRAVEL	13,002	8,000	52,128	52,128	52,128		
7	PROFESSIONAL FEES AND SERVICES	0	0	0	0	0		
8	CAPITAL OUTLAY	0	55,231	55,231	55,231	55,231		
9	FUNDED DEPRECIATION							
10								
11								
12								
13	TOTAL APPROPRIATION	\$1,149,433	\$1,937,865	\$2,320,796	\$2,320,796	\$2,320,796	\$0	\$0
14	PRIOR YEAR FUND BALANCE**		402,921					
15	GENERAL REVENUE							
16	EDUCATIONAL EXCELLENCE TRUST FUND							
17	SPECIAL REVENUES * [WF2000]							
18	FEDERAL FUNDS IN STATE TREASURY							
19	TOBACCO SETTLEMENT FUNDS	1,552,354	1,534,944		2,320,796	2,320,796		
20	OTHER STATE TREASURY FUNDS							
21	TOTAL INCOME	\$1,552,354	\$1,937,865		\$2,320,796	\$2,320,796	\$0	\$0
22	EXCESS (FUNDING)/APPROPRIATION	(\$402,921)	\$0		\$0	\$0	\$0	\$0

\* Report WF2000 funds on line 18 - "Special Revenues".

\*\*Line 15 Prior Year Fund Balance includes only the portion of the fund balance needed to balance that fiscal year's budget.

FORM BR-3

**APPROPRIATION ACT FORM - STATE TREASURY  
2017-2019 BIENNIUM**

FUND TSE0202

INSTITUTION UNIVERSITY OF ARKANSAS FOR MEDICAL SCIENCES  
TOBACCO FUNDING - COLLEGE OF PUBLIC HEALTH

APPROPRIATION 347

	DESCRIPTION	ACTUAL 2015-2016	BUDGETED 2016-2017	AUTHORIZED APPROPRIATION 2016-2017	INSTITUTIONAL REQUEST / AHECB RECOMMENDATION		LEGISLATIVE RECOMMENDATION	
					2017-2018	2018-2019	2017-2018	2018-2019
1	REGULAR SALARIES	1,673,500	2,094,948	2,561,276	2,561,276	2,561,276		
2	EXTRA HELP WAGES							
3	OVERTIME							
4	PERSONAL SERVICES MATCHING	361,600	376,000	564,670	564,670	564,670		
5	OPERATING EXPENSES	50,000	48,000	50,000	50,000	50,000		
6	CONFERENCE FEES & TRAVEL	14,900	12,000	20,000	20,000	20,000		
7	PROFESSIONAL FEES AND SERVICES	0	0	0	0	0		
8	CAPITAL OUTLAY	0	0	0	0	0		
9	FUNDED DEPRECIATION							
10								
11								
12								
13	TOTAL APPROPRIATION	\$2,100,000	\$2,530,948	\$3,195,946	\$3,195,946	\$3,195,946	\$0	\$0
14	PRIOR YEAR FUND BALANCE**		228,532					
15	GENERAL REVENUE							
16	EDUCATIONAL EXCELLENCE TRUST FUND							
17	SPECIAL REVENUES * [WF2000]							
18	FEDERAL FUNDS IN STATE TREASURY							
19	TOBACCO SETTLEMENT FUNDS	2,328,532	2,302,416		3,195,946	3,195,946		
20	OTHER STATE TREASURY FUNDS							
21	TOTAL INCOME	\$2,328,532	\$2,530,948		\$3,195,946	\$3,195,946	\$0	\$0
22	EXCESS (FUNDING)/APPROPRIATION	(\$228,532)	\$0		\$0	\$0	\$0	\$0

\* Report WF2000 funds on line 18 - "Special Revenues".

\*\*Line 15 Prior Year Fund Balance includes only the portion of the fund balance needed to balance that fiscal year's budget.

FORM BR-3

**APPROPRIATION ACT FORM - STATE TREASURY  
2017-2019 BIENNIUM**

FUND TSF0300

INSTITUTION UNIVERSITY OF ARKANSAS FOR MEDICAL SCIENCES  
TOBACCO FUNDING - ARKANSAS BIOSCIENCES

APPROPRIATION 365

	DESCRIPTION	ACTUAL 2015-2016	BUDGETED 2016-2017	AUTHORIZED APPROPRIATION 2016-2017	INSTITUTIONAL REQUEST / AHECB RECOMMENDATION		LEGISLATIVE RECOMMENDATION	
					2017-2018	2018-2019	2017-2018	2018-2019
1	REGULAR SALARIES	1,042,507	958,373	1,407,267	1,407,267	1,407,267		
2	EXTRA HELP WAGES							
3	OVERTIME							
4	PERSONAL SERVICES MATCHING	245,232	300,000	337,875	337,875	337,875		
5	OPERATING EXPENSES	478,918	700,000	1,042,499	1,042,499	1,042,499		
6	CONFERENCE FEES & TRAVEL	23,960	23,960	23,960	23,960	23,960		
7	PROFESSIONAL FEES AND SERVICES	37,940	8,000	37,940	37,940	37,940		
8	CAPITAL OUTLAY	235,400	1,397,118	1,434,680	1,434,680	1,434,680		
9	FUNDED DEPRECIATION							
10	ARKANSAS CHILDREN'S HOSPITAL	1,370,538	1,355,167	1,896,736	1,896,736	1,896,736		
11								
12								
13	TOTAL APPROPRIATION	\$3,434,495	\$4,742,618	\$6,180,957	\$6,180,957	\$6,180,957	\$0	\$0
14	PRIOR YEAR FUND BALANCE**		677,118					
15	GENERAL REVENUE							
16	EDUCATIONAL EXCELLENCE TRUST FUND							
17	SPECIAL REVENUES * [WF2000]							
18	FEDERAL FUNDS IN STATE TREASURY							
19	TOBACCO SETTLEMENT FUNDS	4,111,613	4,065,500		6,180,957	6,180,957		
20	OTHER STATE TREASURY FUNDS							
21	TOTAL INCOME	\$4,111,613	\$4,742,618		\$6,180,957	\$6,180,957	\$0	\$0
22	EXCESS (FUNDING)/APPROPRIATION	(\$677,118)	\$0		\$0	\$0	\$0	\$0

\* Report WF2000 funds on line 18 - "Special Revenues".

\*\*Line 15 Prior Year Fund Balance includes only the portion of the fund balance needed to balance that fiscal year's budget.

FORM BR-3

**APPROPRIATION ACT FORM - STATE TREASURY  
2017-2019 BIENNIUM**

FUND TSE0203

INSTITUTION UNIVERSITY OF ARKANSAS FOR MEDICAL SCIENCES  
TOBACCO FUNDING - DELTA REGIONAL PROGRAM

APPROPRIATION 368

	DESCRIPTION	ACTUAL 2015-2016	BUDGETED 2016-2017	AUTHORIZED APPROPRIATION 2016-2017	INSTITUTIONAL REQUEST / AHECB RECOMMENDATION		LEGISLATIVE RECOMMENDATION	
					2017-2018	2018-2019	2017-2018	2018-2019
1	REGULAR SALARIES	736,400	788,428	1,237,959	1,237,959	1,237,959		
2	EXTRA HELP WAGES							
3	OVERTIME							
4	PERSONAL SERVICES MATCHING	264,430	172,400	316,765	316,765	316,765		
5	OPERATING EXPENSES	543,014	570,116	603,713	603,713	603,713		
6	CONFERENCE FEES & TRAVEL	0	4,000	52,128	52,128	52,128		
7	PROFESSIONAL FEES AND SERVICES	0	8,510	25,000	25,000	25,000		
8	CAPITAL OUTLAY	0	0	0	0	0		
9	FUNDED DEPRECIATION	0	0	0	0	0		
10								
11								
12								
13	TOTAL APPROPRIATION	\$1,543,844	\$1,543,454	\$2,235,565	\$2,235,565	\$2,235,565	\$0	\$0
14	PRIOR YEAR FUND BALANCE**		8,510					
15	GENERAL REVENUE							
16	EDUCATIONAL EXCELLENCE TRUST FUND							
17	SPECIAL REVENUES * [WF2000]							
18	FEDERAL FUNDS IN STATE TREASURY							
19	TOBACCO SETTLEMENT FUNDS	1,552,354	1,534,944		2,235,565	2,235,565		
20	OTHER STATE TREASURY FUNDS							
21	TOTAL INCOME	\$1,552,354	\$1,543,454		\$2,235,565	\$2,235,565	\$0	\$0
22	EXCESS (FUNDING)/APPROPRIATION	(\$8,510)	\$0		\$0	\$0	\$0	\$0

\* Report WF2000 funds on line 18 - "Special Revenues".

\*\*Line 15 Prior Year Fund Balance includes only the portion of the fund balance needed to balance that fiscal year's budget.

FORM BR-3



**APPROPRIATION ACT FORM - CASH FUNDS  
2017-2019 BIENNIUM**

FUND 2040000

INSTITUTION UNIVERSITY OF ARKANSAS FOR MEDICAL SCIENCES

APPROPRIATION A85

**UAMS CASH APPROPRIATION**

	DESCRIPTION	ACTUAL 2015-2016	BUDGETED 2016-2017	AUTHORIZED APPROPRIATION 2016-2017	INSTITUTIONAL REQUEST / AHECB RECOMMENDATION		LEGISLATIVE RECOMMENDATION	
					2017-2018	2018-2019	2017-2018	2018-2019
1	REGULAR SALARIES	577,766,853	805,200,000	805,200,000	853,512,000	853,512,000		
2	EXTRA HELP WAGES	71,433	25,000,000	25,000,000	25,000,000	25,000,000		
3	OVERTIME	8,767,718	20,000,000	20,000,000	20,000,000	20,000,000		
4	PERSONAL SERVICES MATCHING	107,324,935	201,262,000	201,262,000	213,338,000	213,338,000		
5	OPERATING EXPENSES	357,704,150	513,643,000	513,643,000	523,643,000	523,643,000		
6	CONFERENCE FEES & TRAVEL	2,076,243	20,000,000	20,000,000	20,000,000	20,000,000		
7	PROFESSIONAL FEES AND SERVICES	10,984,550	45,000,000	45,000,000	45,000,000	45,000,000		
8	CAPITAL OUTLAY	24,357,523	85,000,000	85,000,000	85,000,000	85,000,000		
9	CAPITAL IMPROVEMENTS	0	110,000,000	110,000,000	110,000,000	110,000,000		
10	DEBT SERVICE	48,216	30,000,000	30,000,000	50,000,000	50,000,000		
11	FUND TRANSFERS, REFUNDS AND INVESTMENTS	0	40,000,000	40,000,000	40,000,000	40,000,000		
12	CHILDREN'S JUSTICE ACT	250,000	250,000	250,000	250,000	250,000		
13	WAR MEMORIAL PARKING FEES	50,000	50,000	50,000	50,000	50,000		
14	INDIGENT CARE & BREAST CANCER RESEARCH PROGRAM GRANTS/AID	0	10,000,000	10,000,000	10,000,000	10,000,000		
15	TOTAL APPROPRIATION	\$1,089,401,621	\$1,905,405,000	\$1,905,405,000	\$1,995,793,000	\$1,995,793,000	\$0	\$0
16	PRIOR YEAR FUND BALANCE***							
17	TUITION AND MANDATORY FEES	41,982,251	42,808,859		50,000,000	50,000,000		
18	ALL OTHER FEES							
19	SALES AND SERVICES RELATED TO EDUCATIONAL DEPARTMENTS	30,686,283	32,816,078		35,000,000	35,000,000		
20	INVESTMENT INCOME (Loss)	(4,171,317)	4,523,808		5,000,000	5,000,000		
21	FEDERAL CASH FUNDS	69,450,083	57,368,879		65,000,000	65,000,000		
22	OTHER CASH FUNDS	951,454,321	1,767,887,376		1,840,793,000	1,840,793,000		
23	TOTAL INCOME	\$1,089,401,621	\$1,905,405,000		\$1,995,793,000	\$1,995,793,000	\$0	\$0
24	EXCESS (FUNDING)/APPROPRIATION	\$0	\$0		\$0	\$0	\$0	\$0

**TOTAL NUMBER OF POSITIONS (GENERAL REVENUE AND CASH COMBINED)**

	ACTUAL 2015-2016	BUDGETED 2016-2017	AUTHORIZED 2016-2017	REQUEST	RECOMMEND	RECOMMENDATION
				2017-2019	2017-2019	2017-2019
REGULAR POSITIONS	9,042	9,019	11,628	11,628	11,628	
TOBACCO POSITIONS	35	35	113	113	113	
EXTRA HELP **	814	872	1,565	1,565	1,565	

FORM BR-4

\*\* The total number of Extra-Help shown in the requested column will be the total extra-Help positions [General Revenue and Cash] requested to be authorized.

\*\*\*Line 16 Prior Year Fund Balance includes only the portion of the fund balance needed to balance that fiscal year's budget.

**APPROPRIATION ACT FORM - CASH FUNDS  
2017-2019 BIENNIUM**

FUND 2040000

INSTITUTION UNIVERSITY OF ARKANSAS FOR MEDICAL SCIENCES  
PHARMACY STUDENT LOANS

APPROPRIATION A85

	DESCRIPTION	ACTUAL 2015-2016	BUDGETED 2016-2017	AUTHORIZED APPROPRIATION 2016-2017	INSTITUTIONAL REQUEST / AHECB RECOMMENDATION		LEGISLATIVE RECOMMENDATION	
					2017-2018	2018-2019	2017-2018	2018-2019
1	REGULAR SALARIES							
2	EXTRA HELP WAGES							
3	OVERTIME							
4	PERSONAL SERVICES MATCHING							
5	OPERATING EXPENSES							
6	CONFERENCE FEES & TRAVEL							
7	PROFESSIONAL FEES AND SERVICES							
8	CAPITAL OUTLAY							
9	CAPITAL IMPROVEMENTS							
10	DEBT SERVICE							
11	FUND TRANSFERS, REFUNDS AND INVESTMENTS							
12	PHARMACY STUDENT LOANS	0	50,000	550,000	550,000	550,000		
13								
14								
15	TOTAL APPROPRIATION	\$0	\$50,000	\$550,000	\$550,000	\$550,000	\$0	\$0
16	PRIOR YEAR FUND BALANCE***							
17	TUITION AND MANDATORY FEES							
18	ALL OTHER FEES							
19	SALES AND SERVICES RELATED TO EDUCATIONAL DEPARTMENTS							
20	INVESTMENT INCOME							
21	FEDERAL CASH FUNDS							
22	OTHER CASH FUNDS	0	50,000		550,000	550,000		
23	TOTAL INCOME	\$0	\$50,000		\$550,000	\$550,000	\$0	\$0
24	EXCESS (FUNDING)/APPROPRIATION	\$0	\$0		\$0	\$0	\$0	\$0

**TOTAL NUMBER OF POSITIONS (GENERAL REVENUE AND CASH COMBINED)**

	ACTUAL 2015-2016	BUDGETED 2016-2017	AUTHORIZED 2016-2017	REQUEST 2017-2019	RECOMMEND 2017-2019	RECOMMENDATION 2017-2019
	N/A					
REGULAR POSITIONS	N/A					
TOBACCO POSITIONS	N/A					
EXTRA HELP **	N/A					

FORM BR-4

\*\* The total number of Extra-Help shown in the requested column will be the total extra-Help positions [General Revenue and Cash] requested to be authorized.

\*\*\*Line 16 Prior Year Fund Balance includes only the portion of the fund balance needed to balance that fiscal year's budget.

# AUXILIARY ENTERPRISE CASH INCOME AND EXPENDITURES

UNIVERSITY OF ARKANSAS FOR MEDICAL SCIENCES  
(NAME OF INSTITUTION)

	ACTIVITY	ACTUAL 2015-2016				BUDGETED 2016-2017			
		INCOME	OPERATING EXPENSES	DEBT SERVICE	NET INCOME	INCOME	OPERATING EXPENSES	DEBT SERVICE	NET INCOME
1	INTERCOLLEGIATE ATHLETICS *	0	0	0	0	0	0	0	0
2	HOUSING	1,126,584	477,892	732,660	(83,968)	1,257,100	524,440	732,660	0
3	FOOD SERVICES	0	0	0	0	0	0	0	0
4	STUDENT HEALTH SERVICES	0	0	0	0	0	0	0	0
5	BOOKSTORE	476,964	476,964	0	0	20,700	20,700	0	0
6	STUDENT ORGANIZATIONS & PUBLICATIONS	0	0	0	0	0	0	0	0
7	OTHER	2,960,554	1,980,604	1,625,601	(645,651)	4,835,726	3,210,125	1,625,601	0
8	SUBTOTAL	4,564,102	2,935,460	2,358,261	(729,619)	6,113,526	3,755,265	2,358,261	0
9	ATHLETIC TRANSFER **	0			0	0			0
10	OTHER TRANSFERS ***	0			0	0			0
11	GRAND TOTAL INCOME, OPERATING EXPENSES, & DEBT SERVICE FOR AUXILIARY ENTERPRISES	4,564,102	2,935,460	2,358,261	(729,619)	6,113,526	3,755,265	2,358,261	0

\* Intercollegiate athletic income should include the institutional board of trustees' approved student athletic fees.

FORM BR-5

\*\* For both two-year and four-year institutions, line 12, Athletic Transfer should contain the amount transferred from E&G to athletics.

\*\*\* For both two-year and four-year institutions, line 13, Other Transfers should contain the amount either transferred from E&G to support the college union, student organizations and student publications; or from auxiliary to other funds (e.g. plant funds), shown as a negative number.

NOTE: Line 7 Other- Auxillary Revenue is primarily comprised of Parking, Rental Properties and Clinical Valet Parking. Deficit for Valet Parking will be covered by University Hospital.

**EMPLOYMENT INFORMATION  
IDENTIFICATION BY EMPLOYMENT CLASSIFICATION**

UNIVERSITY OF ARKANSAS FOR MEDICAL SCIENCES  
(NAME OF INSTITUTION)

TOTAL NUMBER OF EMPLOYEES IN FISCAL YEAR 2015-2016: <u>8,961</u> (As of November 1, 2015)						
Nonclassified Administrative Employees: White Male: <u>520</u> Black Male: <u>62</u> Other Male: <u>50</u> White Female: <u>1,139</u> Black Female: <u>379</u> Other Female: <u>83</u>						Total Male: <u>632</u> Total Female: <u>1,601</u>
Nonclassified Health Care Employees: White Male: <u>438</u> Black Male: <u>151</u> Other Male: <u>58</u> White Female: <u>2,190</u> Black Female: <u>991</u> Other Female: <u>189</u>						Total Male: <u>647</u> Total Female: <u>3,370</u>
Classified Employees: White Male: <u>183</u> Black Male: <u>162</u> Other Male: <u>14</u> White Female: <u>425</u> Black Female: <u>502</u> Other Female: <u>45</u>						Total Male: <u>359</u> Total Female: <u>972</u>
Faculty: White Male: <u>567</u> Black Male: <u>24</u> Other Male: <u>169</u> White Female: <u>455</u> Black Female: <u>38</u> Other Female: <u>127</u>						Total Male: <u>760</u> Total Female: <u>620</u>
Total White Male: <u>1,708</u>		Total Black Male: <u>399</u>		Total Other Male: <u>291</u>		Total Male: <u>2,398</u>
Total White Female: <u>4,209</u>		Total Black Female: <u>1,910</u>		Total Other Female: <u>444</u>		Total Female: <u>6,563</u>
Total White: <u>5,917</u>		Total Black: <u>2,309</u>		Total Other: <u>735</u>		Total Employees: <u>8,961</u>
				Total Minority: <u>3,044</u>		

FORM BR-6

**ARKANSAS PUBLIC HIGHER EDUCATION INSTITUTIONS AND ENTITIES**  
**STATE CONTRACTS OVER \$50,000 AWARDED TO MINORITY OWNED BUSINESSES**  
**Fiscal Year 2016**  
**Required by A.C.A. 25-36-104**

**Institution**

UNIVERSITY OF ARKANSAS FOR MEDICAL SCIENCES

Minority Business	Total Contract Awarded	Minority Type per A.C.A. 15-4-303 (2)					
		African American	Hispanic American	American Indian	Asian American	Pacific Islander American	Disabled Veteran
SHI INTERNATIONAL CORP	\$77,533				X		
SHI INTERNATIONAL CORP	\$549,556				X		
CPC SCIENTIFIC INC	\$146,730				X		
ARKANSAS SPANISH INTERPRETERS	\$67,500				X		
MARK LEVERETT	\$56,865	X					
SEOUL HEIGHTS CAFE	\$57,561				X		

**TOTAL NUMBER OF MINORITY CONTRACTS AWARDED** 6

**TOTAL EXPENDITURES ON CONTRACTS AWARDED** \$36,072,434 (1)

(Total Expenditures equals ALL Contracts Exceeding \$50,000--Minority and Non-Minority)

**% OF MINORITY CONTRACTS AWARDED** 2.65%

(1) The \$955,745 is the portion of our total vendor contracts totaling \$3,607,243 that were defined as expenditures that are minority biddable. The \$955,747 amount listed does not include small order purchases (less than \$50,000) that went to minority vendors. Adding in the small order amount (\$1,148,506) to the \$955,747 gives a total of \$2,104,253 for FY16. Contracts exclude drugs and medicine, blood derivatives, medical implants and appliances, nonbiddable grant expenses and mandatory state contract purchases approved by the Arkansas Economic Development Commission in conjunction with the Office of State Procurement.

THIS PAGE INTENTIONALLY LEFT BLANK

**AUDIT OF UNIVERSITY OF ARKANSAS FOR MEDICAL SCIENCES**  
**Audited by PricewaterhouseCoopers LLP**  
**June 30, 2015**

<p><i>Finding No. 1:</i></p>	<p>The UAMS Information Services Department manages several applications that support the production of the financial statements. These applications include SAP, Oasis, and Epic. Our audit procedures are designed to assess the design effectiveness of the underlying Information Technology General Controls (ITGCs) for these applications. Broadly defined, underlying ITGCs are controls within the domains of Security, Application Change Management, and Application Development that provide the foundation to support the completeness, accuracy, and validity of transactions processed for financial reporting. We noted that the prior year issues related to HBOC have been removed as HBOC is no longer an in scope application (HBOC was replaced by EPIC in 2014). While we noted through our design assessments that management has remediated the deficiency related to the review of Oasis application access and administrative user access, our assessment of the design effectiveness of the information technology general controls for the period ended June 30, 2015 resulted in ongoing exceptions related to the design effectiveness of Logical Security Controls for the following:</p> <ul style="list-style-type: none"> <li>• User Access Review: Based on our inquiries with management, a process has been designed to support the periodic review of user access to SAP and an initial implementation of this review process has started. However, the periodic review of user access to SAP was not in place to provide coverage for the entire period.</li> <li>• Terminated Users: Terminated users continued to have user transaction access privileges to SAP, Oasis and Epic subsequent to their termination date. The access was not removed timely because HR back-dated the terminations.</li> <li>• Administrative Access and Review: Although an Epic operating system ("OS") privileged access review is performed, it is incomplete in that it does not include a review of superuser ("su") log activity which would allow management to detect inappropriate root access through superuser ("su").</li> <li>• Access to Production: Individuals with development responsibilities have the ability to access the production environment for EPIC. Based on our inquiries with management, while management implemented an informal process to periodically review that developers did not promote their own code outside of the change management process, the control is not consistently performed and documented with relevant action items arising out of the review.</li> </ul> <p>Although there were no instances noted, inappropriate elevated access, coupled with developer access to production, could result in unapproved changes impacting financial reporting being promoted to the production environment and key financial data/programs (e.g., general ledger data) being intentionally or unintentionally modified.</p>
------------------------------	--

**AUDIT OF UNIVERSITY OF ARKANSAS FOR MEDICAL SCIENCES**  
**Audited by PricewaterhouseCoopers LLP**  
**June 30, 2015**

	<p><b>Recommendation:</b> Management should continue to formalize its control activities related to Information Technology General Controls. Additionally, management should continue ongoing controls education and awareness sessions around the responsibility of the control owners for executing the controls and creating and maintaining the related documentation evidencing that controls are operating consistently, timely, and effectively. Where necessary, these sessions should also extend to those control owners residing outside of Information Services that have responsibility for user access controls.</p>
<p><i>Institution's Response</i></p>	<p><b>User Access Review:</b> UAMS implemented a new process for reviewing all SAP user access. However, the new process was not completed until June 30th. Management has now incorporated this into an annual schedule for completion by supervisors and functional system owners.</p> <p><b>Terminated Users:</b> The current termination policy and process will be revised to require that no terminations are effective until the Office of Human Resources receives notification and that the notification indicates a future termination date. This will eliminate backdating issue. The Office of Human Resources will be responsible for managing all termination processes including the termination of employee access to UAMS ERP systems. The new process will be in effect no later than December 31, 2015.</p> <p><b>Administrative Access and Review:</b> The Super User activity log was not part of the original privileged access review. It was initiated on June 19th with new procedures and a review was conducted prior to the end of the fiscal year in which no inappropriate use of privilege access was found. The Division of Information Technology has established procedures to review the log quarterly.</p> <p><b>Access to Production:</b> In Epic there are users that have the ability to move changes into production. Some of these are limited to specific functions (provisioning, printer configurations) and are not developers or builders. Reports are generated weekly of the daily data courier moves to production. These moves are monitored by the IT Technical Security team, since February 3, 2015 and to date no miss-use has been found. The individuals with these development responsibilities are not developing and moving code. They are developing user templates, security classes, views, reports, and provisioning appropriate accesses to Epic.</p>



**ARKANSAS LEGISLATIVE AUDIT**  
**AUDIT OF UNIVERSITY OF ARKANSAS FOR MEDICAL SCIENCES**  
**June 30, 2015**

<p><i>Finding No. 2:</i></p>	<p>The University of Arkansas System Internal Audit Department (IAD) conducted an audit of certain transactions involving the University's June 30, 2015, monthly payroll. After the University's Information Technology Department determined that a phishing scheme email had entered the University's email exchange servers, UAMS administration requested an investigative report from a campus police department and an internal audit. IAD verified that nine employees' monthly payroll direct deposits were diverted to other bank accounts. The total of the direct deposit funds that were diverted due to the employees responding to an email scheme was \$148,117. Subsequently, the University issued an additional June 2015 payroll to these employees via paper checks resulting in overpayments of \$148,117. The University was able to recover \$82,713 by working with the banks and employees involved, resulting in a net loss of \$65,404 to the University from payroll overpayments to four of the employees.</p>
<p><i>Institution's Response</i></p>	<p>UAMS' Vice Chancellor for Finance and CFO will meet with the General Counsel's Office by December 4th to discuss the matter. UAMS' Assistant Vice Chancellor/ Controller and Payroll Manager have been advised not to issue payroll disbursements beyond the pre-approved, monthly budgeted payroll amounts without appropriate documentation as defined by policy, including instances of identity theft as in this case.</p> <p>A draft policy has been developed and is under review by general counsel. The policy will be accompanied by additional training and continuing communications to employees concerning the appropriate use of their assigned user credentials and release of confidential information. All changes will be in place at UAMS by December 31, 2015.</p> <p>The current incident response plan will be revised to define key roles and responsibilities and procedures for coordinating responses, ensuring the integrity of evidence related to any incident, and handling review and follow up. The new procedures will be finalized by December 31, 2015.</p> <p>UAMS' management is working on technical solutions to provide for enhanced authentication. Management expects to have new solutions in place by July 1, 2016.</p>

**AUDIT OF UNIVERSITY OF ARKANSAS FOR MEDICAL SCIENCES**  
**Audited by PricewaterhouseCoopers LLP**  
**June 30, 2015**

**U.S. DEPARTMENT OF LABOR**

**Finding Number:** 2015-030  
**State/Educational Agency(s):** University of Arkansas for Medical Sciences  
**CFDA Number(s) and Program Title(s):** 17.268 – H1B Job Training Grants  
**Federal Award Number(s):** 05-R10-APNF-83  
**Federal Award Year(s):** Various  
**Compliance Requirement(s) Affected:** Special Tests and Provisions  
**Type of Finding:** Noncompliance

**Criteria:**

The classification of awards on the Schedule of Expenditures of Federal Awards (SEFA) should be presented into clusters in accordance with guidelines in A-133 Section 3.10(b)(1). The SEFA should be broken down into program clusters including Research and Development, Student Financial Aid, and Other clusters as defined by the Compliance Supplement.

**Condition and Context:**

Per review of the June 30, 2015, SEFA, it was noted that a training award was classified as a Research and Development award in the Research and Development Cluster. This award should be listed under the Other awards section of the SEFA because it is a training award (CFDA# 17.268 \$1,024,309).

**Questioned Costs:**

None

**Cause:**

During 2012, the UAMS Department of Nursing provided the UAMS Department of Grants Accounting with information obtained through discussions held with the entity which was passing through the award to UAMS, the State of Arkansas. The UAMS Department of Grants Accounting set up an advance account for expenses within the general ledger based on this information, which included an initial determination that the nature of the award was Research and Development.

When the final award documents were received subsequently, the UAMS Department of Grants Accounting failed to ensure that the nature of the award as previously indicated within the general ledger agreed to the nature of the award as described within the final award documents. As a result, the award was inappropriately classified as Research and Development within the SEFA.

**Effect:**

Classifying a federal award incorrectly on the SEFA may result in a Major Program Determination error. This classification error did not impact the Major Program Determination. The Major Program Determination identifies federal awards to be audited under OMB Circular A-133 (A-133, Section\_.520)

**Recommendation:**

It is our recommendation that management implement a review process over the movement of advanced accounts to grant accounts to ensure the nature of the grant as indicated within the general ledger reflects the nature of the grant as indicated within the final awards documents to ensure that awards are classified appropriately on the SEFA.

In addition, we recommend a more robust review around the classification of all awards as part of the annual review of the SEFA.

**AUDIT OF UNIVERSITY OF ARKANSAS FOR MEDICAL SCIENCES**  
**Audited by PricewaterhouseCoopers LLP**  
**June 30, 2015**

**U.S. DEPARTMENT OF LABOR (Continued)**

**Finding Number:** 2015-030 (Continued)  
**State/Educational Agency(s):** University of Arkansas for Medical Sciences  
**CFDA Number(s) and Program Title(s):** 17.268 – H1B Job Training Grants  
**Federal Award Number(s):** 05-R10-APNF-83  
**Federal Award Year(s):** Various  
**Compliance Requirement(s) Affected:** Special Tests and Provisions  
**Type of Finding:** Noncompliance

**Views of Responsible Officials and Planned Corrective Action:**

We concur with the finding and recommendation. Management will continue to review each grant award and the nature of the award to confirm that it is being classified correctly on the SEFA. The current advance accounts have been reviewed to confirm the classification of each.

**Anticipated Completion Date:** December 31, 2015

**Contact Person:** Ty Stephens  
Director, Cost Accounting  
University of Arkansas for Medical Sciences  
4301 West Markham  
Little Rock, AR 72205  
(501)526-7542  
[stephenstyroned@uams.edu](mailto:stephenstyroned@uams.edu)

THIS PAGE INTENTIONALLY LEFT BLANK

## **UNIVERSITY OF ARKANSAS AT PINE BLUFF**

### **Laurence B. Alexander, Chancellor**

---

#### **ENABLING LAWS**

Morrill Act of 1862, Legislative Act of 1873, Land Grant of 1890 and Act 866 of 2016

#### **INSTITUTION HISTORY AND ORGANIZATION**

##### Introduction

The University of Arkansas at Pine Bluff (UAPB) is an 1890 Land Grant institution and is the second oldest public university in Arkansas. UAPB maintains a 320-acre main campus, an extended campus in North Little Rock, research farms in Lake Village, Lonoke and Marianna, research and Extension offices in Lonoke, Newport and Lake Village, an ERDC Business Support Incubator (Downtown Pine Bluff), and a University Plaza. Thirty baccalaureate degree programs, eight master's degree programs and a Ph.D. program are offered through sixteen academic departments. The student population for fall 2016 was 2,821.

UAPB is accredited by the Higher Learning Commission (North Central Association), the National Council for the Accreditation of Teacher Education, the National Association of Schools of Music, the National Association of Schools of Art and Design, the Accreditation Council for Business Schools and Programs, the American Association of Family and Consumer Sciences, National Association of Industrial Technology, and the National Schools of Social Work.

##### Mission Statement

The University of Arkansas at Pine Bluff is a public comprehensive HBCU 1890 Land-Grant Institution. The University embraces its land-grant mission of providing cutting edge research, teaching, outreach, and service programs that respond to the social and economic needs of the state and region. Its mission is to promote and sustain excellent academic programs that integrate quality instruction, research, and student learning experiences responsive to the needs of a racially, culturally, and economically diverse student population. Ultimately, the University is dedicated to providing access and opportunity to academically deserving students and producing graduates who are equipped to excel through their contributions and leadership in a 21st century national and global community.

## **UNIVERSITY OF ARKANSAS AT PINE BLUFF**

### **Laurence B. Alexander, Chancellor**

---

#### Student and Programmatic Success

Student involvement and leadership opportunities are provided by over 90 student organizations, the internationally renowned Vesper Choir, internationally acclaimed Marching Band, nationally recognized debate team, award-winning theatre department, accomplished athletic program and radio and television laboratory facilities.

One of the university's successful programs is the STEM (Science, Technology, Engineering, and Mathematics) Academy. The UAPB STEM Academy is a well-integrated set of enrichment programs designed to help meet local, state and national human resource needs in STEM areas. As an HBCU with a land grant mission, the University of Arkansas at Pine Bluff has a legacy of service to underserved, rural and minority populations. The STEM academy reflects this mission and has a particular emphasis on helping to increase the pool of well-prepared underrepresented minorities in STEM majors and careers. The STEM Academy is designed to help meet research, teaching and industry needs in science areas, with a particular emphasis on diversity in this critical area. The UAPB STEM Academy has 868 undergraduates and 22 graduate students in fall 2016. The retention rate of student participants in the STEM Academy is 93.3% for academic year 2013-14, 100.0% for 2014-15 and 100% for 2015-16.

The UAPB Bachelor of Science Degree in Regulatory Science is not only the exclusive choice for the study in the nation, but also the program is designated by the U.S. Department of Agriculture as a Center of Excellence and anchors a vital partnership with other national governmental agencies such as the United States Department of Transportation, the United States Department of Commerce, and other agencies.

#### FORMULA DRIVEN

University of Arkansas at Pine Bluff is a formula driven entity and as such will not make a request for general revenue. In accordance with Act 1203 of 2011, which modified Arkansas Annotated Code 6-61-224, UAPB will be funded with an outcome-centered component of the formula in addition to the needs-based formula that has been used in previous years. Specifically, the 2018-2019 request is approximately \$1,500,000 lower than the authorized appropriation for 2016-2017. This decrease in appropriations will increase the challenges related to low faculty salaries (as compared to SREB and peer institutions) and the difficulty to recruit and retain highly qualified faculty. Adjustments will also be made to utility and general maintenance expenses although both continue to increase due to an aging campus and despite energy saving strategies that

**UNIVERSITY OF ARKANSAS AT PINE BLUFF**  
**Laurence B. Alexander, Chancellor**

---

have been implemented and cost containment efforts.

The University of Arkansas at Pine Bluff has taken great strides to increase retention and graduation rates and decrease the need for remediation among its freshmen recruits. The university has instituted increased admissions standards and created the Office of Enrollment Management whose sole focus is recruitment, retention and student success.

NON FORMULA

UAPB is one of five institutions generating the highest dollar amounts in research grants among higher education institutions in Arkansas. Our Land-Grant mission is supported by the Federal Government which requires a state dollar for dollar match. It is imperative that the match be realized to avoid a decrease in services to the Arkansas farm industry. It should be noted that the Federal Government has granted waivers for the match over the past four years. Failure by the state to acknowledge its share of the cost might cause the funds to be reallocated to institutions in other states.

The University of Arkansas at Pine Bluff remains committed to the continuation and enhancement of its Center of Excellence (Aquaculture), and its areas of emphasis (science and mathematics, minority business development, teacher education, and student development and leadership). The University offers premier programs in aquaculture and Regulatory Science. Aquaculture and Fisheries, the UAPB Center of Excellence, is internationally recognized for its educational distinction, research and for its economic value. The production of the faculty in the program possesses an international reputation. The faculty and their works are also highly respected throughout the state of Arkansas.

Arkansas leads the nation in the production of baitfish and UAPB is attributed with much of Arkansas' successful performance in the catfish and baitfish industries. The UAPB Bachelor of Science degree in Regulatory Science is not only the exclusive choice for that study in the nation, but also the program is designated by the U. S. Department of Agriculture as a Center of Excellence. The program also anchors vital partnerships with other national governmental agencies such as the United States Department of Transportation, the United States Department of Commerce, and other agencies.

The future of these programs is critical to the aquaculture and related farm industry and depends heavily on the availability of matching funds by the state. It is easily verified that the continued vitality of the Aquaculture Program at UAPB is essential to

**UNIVERSITY OF ARKANSAS AT PINE BLUFF**  
**Laurence B. Alexander, Chancellor**

---

the continuation of the fish farming industry in Arkansas. The support from the industry is second to none and this is evidenced by the tremendous advocacy of the industry for the Ph.D. in Aquaculture at UAPB. The federal government recognized the importance of UAPB's mission in aquaculture and has each year increased our appropriation for the programs. These appropriations require a state match.

The UAPB Jenkins Children's Center Program provides an excellent opportunity for the program to jointly address a critical need for services by some of the more challenged individuals in our society. Also, funding for the program helps to provide a critical need for teachers preparing for careers in Special Education.

Failure to appropriate sufficient funds for the Jenkins program will seriously impact UAPB's ability to serve some of the more challenged individuals in our society and the allocation will be redirected to other institutions.

**PERSONAL SERVICES**

The university respectfully requests the following seven critical personnel positions to fulfill its commitments and support for its programs, remediation, retention, graduation and activities:

Non-Classified	7 Positions
Classified	0 Positions



**INSTITUTION APPROPRIATION SUMMARY  
2017-2019 BIENNIUM**

INSTITUTION UNIVERSITY OF ARKANSAS AT PINE BLUFF

APPROPRIATION	HISTORICAL DATA						INSTITUTION REQUEST & AHECB RECOMMENDATION							
	2015-2016		2016-17		2016-17		2017-18				2018-19			
	ACTUAL	POS	BUDGETED	POS	AUTHORIZED	POS	INST REQUEST	POS	AHECB REC	POS	INST REQUEST	POS	AHECB REC	POS
1 STATE TREASURY	27,752,805		27,410,901		29,603,519		28,036,918		28,036,918		28,625,693		28,625,693	
2 CASH	29,944,116		124,849,086		124,849,086		124,849,086		124,849,086		124,849,086		124,849,086	
3														
4														
5														
6														
7														
8														
9														
10														
11 TOTAL	\$57,696,921	681	\$152,259,987	650	\$154,452,605	870	\$152,886,004	880	\$152,886,004	878	\$153,474,779	880	\$153,474,779	878
<b>FUNDING SOURCES</b>		%		%				%		%		%		%
12 PRIOR YEAR FUND BALANCE*	0	0%	0	0%			0	0%	0	0%	0	0%	0	0%
13 GENERAL REVENUE	25,418,885	44%	25,418,885	17%			26,044,902	17%	26,044,902	17%	26,633,677	17%	26,633,677	17%
14 EDUCATIONAL EXCELLENCE TRUST FUND	1,911,837	3%	1,992,016	1%			1,992,016	1%	1,992,016	1%	1,992,016	1%	1,992,016	1%
15 WORKFORCE 2000	0	0%	0	0%			0	0%	0	0%	0	0%	0	0%
16 CASH FUNDS	18,179,300	32%	48,448,511	32%			48,448,511	32%	48,448,511	32%	48,448,511	32%	48,448,511	32%
17 SPECIAL REVENUES		0%		0%				0%	0	0%		0%	0	0%
18 FEDERAL FUNDS	11,764,816	20%	76,400,575	50%			76,400,575	50%	76,400,575	50%	76,400,575	50%	76,400,575	50%
19 TOBACCO SETTLEMENT FUNDS	0	0%	0	0%			0	0%	0	0%	0	0%	0	0%
20 OTHER FUNDS	422,083	1%	0	0%			0	0%	0	0%	0	0%	0	0%
21 TOTAL INCOME	\$57,696,921	100%	\$152,259,987	100%			\$152,886,004	100%	\$152,886,004	100%	\$153,474,779	100%	\$153,474,779	100%
22 EXCESS (FUNDING)/APPROPRIATION	\$0		\$0				\$0		\$0		\$0		\$0	

UNRESTRICTED EDUCATIONAL & GENERAL FUND BALANCE AS OF JUNE 30, 2016:	\$19,018,231
LESS RESERVES FOR:	
ACCOUNTS RECEIVABLE	\$2,207,939
INVENTORIES	\$26,433
YEAR-END ENCUMBRANCES NOT YET RECORDED AS LIABILITIES	
INSURANCE DEDUCTIBLES	\$75,000
MAJOR CRITICAL SYSTEMS FAILURES	\$2,500,000
60 DAYS OF SALARIES & BENEFITS (CASH FLOW PURPOSES)	\$4,961,362
RESERVE FOR SPECIFIC ITEM (SOFTWARE, EQUIPMENT, ETC.)	\$5,000,000
OTHER (FOOTNOTE BELOW)	
UNRESERVED EDUCATIONAL & GENERAL FUND BALANCE	\$4,247,497

\*Line 12 Prior Year Fund Balance includes only the portion of the fund balance needed to balance that fiscal year's budget.

**SUMMARY OF UNRESTRICTED EDUCATIONAL AND GENERAL CURRENT FUND EXPENDITURES AND INCOME  
AND AHECB GENERAL REVENUE RECOMMENDATIONS  
FOR THE 2017-2019 BIENNIUM (Non-Formula Entities)**

UNIVERSITY OF ARKANSAS AT PINE BLUFF

NAME OF INSTITUTION

EXPENDITURE CATEGORIES	2015-2016 ACTUAL	2016-2017 BUDGETED *	2017-19 INSTITUTIONAL REQUESTS / AHECB RECOMMENDATIONS			
			2017-2018		2018-2019	
			REQUEST	RECOMMENDATION	REQUEST	RECOMMENDATION
1 RESEARCH	1,793,532	1,793,532	1,928,090	1,928,090	1,968,580	1,968,580
2 PUBLIC SERVICE	1,854,059	1,854,059	2,331,779	2,331,779	2,380,746	2,380,746
3						
4						
5						
6						
7						
8						
9						
10						
11						
12						
13 MANDATORY TRANSFERS						
14 AUXILIARY TRANSFERS						
15 NON-MANDATORY TRANSFERS						
16 TOTAL UNREST. E&G EXP.	\$3,647,591	\$3,647,591	\$4,259,869	\$4,259,869	\$4,349,326	\$4,349,326
17 NET LOCAL INCOME						
18 PRIOR YEAR BALANCE***						
STATE FUNDS:						
19 GENERAL REVENUE	3,647,591	3,647,591	4,259,869	4,259,869	4,349,326	4,349,326
20 EDUCATIONAL EXCELLENCE						
21 WORKFORCE 2000						
22 TOBACCO SETTLEMENT FUNDS						
23 OTHER STATE FUNDS **						
24 TOTAL SOURCES OF INCOME	\$3,647,591	\$3,647,591	\$4,259,869	\$4,259,869	\$4,349,326	\$4,349,326

FORM BR-2 Nonformula

\* The amounts for Revenue Stabilization Act, Educational Excellence Trust Fund, and Workforce 2000 are based on the DF&A forecast.

\*\* Funds received for operating purposes from state appropriations other than RSA, EETF, and WF2000 (e.g. General Improvement) should be reported on Line 23 "Other State Funds" and identified in a footnote.

\*\*\*Line 18 Prior Year Fund Balance includes only the portion of the fund balance needed to balance that fiscal year's budget.

**APPROPRIATION ACT FORM - STATE TREASURY  
2017-2019 BIENNIUM**

FUND CGA0000

INSTITUTION UNIVERSITY OF ARKANSAS AT PINE BLUFF

APPROPRIATION 616

DESCRIPTION	ACTUAL 2015-2016	BUDGETED 2016-2017	AUTHORIZED APPROPRIATION 2016-2017	INSTITUTIONAL REQUEST / AHECB RECOMMENDATION		LEGISLATIVE RECOMMENDATION	
				2017-2018	2018-2019	2017-2018	2018-2019
1 REGULAR SALARIES	17,566,715	17,080,507	18,537,162	18,237,162	18,626,442		
2 EXTRA HELP WAGES	986,864	1,021,732	1,021,732	1,021,732	1,043,188		
3 OVERTIME					0		
4 PERSONAL SERVICES MATCHING	4,317,111	4,435,164	4,813,402	4,813,402	4,914,483		
5 OPERATING EXPENSES	4,028,196	4,019,764	4,377,489	3,664,622	3,741,579		
6 CONFERENCE FEES & TRAVEL	0	0	0	0	0		
7 PROFESSIONAL FEES AND SERVICES	287,146	290,017	290,017	300,000	300,000		
8 CAPITAL OUTLAY	0	0	0	0	0		
9 FUNDED DEPRECIATION	563,717	563,717	563,717				
10 WORKERS COMP/SURETY PREMIUM	3,056						
11							
12							
13 TOTAL APPROPRIATION	\$27,752,805	\$27,410,901	\$29,603,519	\$28,036,918	\$28,625,693	\$0	\$0
14 PRIOR YEAR FUND BALANCE**							
15 GENERAL REVENUE	25,418,885	25,418,885		26,044,902	26,633,677		
16 EDUCATIONAL EXCELLENCE TRUST FUND	1,911,837	1,992,016		1,992,016	1,992,016		
17 SPECIAL REVENUES * [WF2000]							
18 FEDERAL FUNDS IN STATE TREASURY							
19 TOBACCO SETTLEMENT FUNDS							
20 OTHER STATE TREASURY FUNDS	422,083						
21 TOTAL INCOME	\$27,752,805	\$27,410,901		\$28,036,918	\$28,625,693	\$0	\$0
22 EXCESS (FUNDING)/APPROPRIATION	\$0	\$0		\$0	\$0	\$0	\$0

\* Report WF2000 funds on line 17 - "Special Revenues".

\*\*Line 14 Prior Year Fund Balance includes only the portion of the fund balance needed to balance that fiscal year's budget.

FORM BR-3

NOTE: Line 20 Other State Treasury Funds - includes the funds received from the Governor for the institution's federal match.

**APPROPRIATION ACT FORM - CASH FUNDS  
2017-2019 BIENNIUM**

FUND 2020000

INSTITUTION UNIVERSITY OF ARKANSAS AT PINE BLUFF

APPROPRIATION B13

DESCRIPTION	ACTUAL 2015-2016	BUDGETED 2016-2017	AUTHORIZED APPROPRIATION 2016-2017	INSTITUTIONAL REQUEST / AHECB RECOMMENDATION		LEGISLATIVE RECOMMENDATION	
				2017-2018	2018-2019	2017-2018	2018-2019
1 REGULAR SALARIES	12,175,138	30,305,658	30,305,658	30,305,658	30,305,658		
2 EXTRA HELP WAGES	2,125,334	4,539,966	4,539,966	4,539,966	4,539,966		
3 OVERTIME	511,464	4,766,965	4,766,965	4,766,965	4,766,965		
4 PERSONAL SERVICES MATCHING	3,917,013	9,646,050	9,646,050	9,646,050	9,646,050		
5 OPERATING EXPENSES	6,803,820	18,273,367	18,273,367	18,273,367	18,273,367		
6 CONFERENCE FEES & TRAVEL	430,194	2,440,232	2,440,232	2,440,232	2,440,232		
7 PROFESSIONAL FEES AND SERVICES	1,503,901	2,440,232	2,440,232	2,440,232	2,440,232		
8 CAPITAL OUTLAY	2,441,459	14,925,140	14,925,140	14,925,140	14,925,140		
9 CAPITAL IMPROVEMENTS	0	23,380,829	23,380,829	23,380,829	23,380,829		
10 DEBT SERVICE	0	3,802,223	3,802,223	3,802,223	3,802,223		
11 FUND TRANSFERS, REFUNDS AND INVESTMENTS	35,543	10,214,925	10,214,925	10,214,925	10,214,925		
12 PROMOTIONAL ITEMS	250	113,499	113,499	113,499	113,499		
13							
14							
15							
16 TOTAL APPROPRIATION	\$29,944,116	\$124,849,086	\$124,849,086	\$124,849,086	\$124,849,086	\$0	\$0
17 PRIOR YEAR FUND BALANCE***							
18 TUITION AND MANDATORY FEES	17,837,577	22,374,141		22,374,141	22,374,141		
19 ALL OTHER FEES		140,674		140,674	140,674		
20 SALES AND SERVICES RELATED TO EDUCATIONAL DEPARTMENTS	292,984	633,943		633,943	633,943		
21 INVESTMENT INCOME	48,739	12,127		12,127	12,127		
22 FEDERAL CASH FUNDS	11,764,816	76,400,575		76,400,575	76,400,575		
23 OTHER CASH FUNDS		25,287,626		25,287,626	25,287,626		
24 TOTAL INCOME	\$29,944,116	\$124,849,086		\$124,849,086	\$124,849,086	\$0	\$0
25 EXCESS (FUNDING)/APPROPRIATION	\$0	\$0		\$0	\$0	\$0	\$0

**TOTAL NUMBER OF POSITIONS (GENERAL REVENUE AND CASH COMBINED)**

	ACTUAL 2015-2016	BUDGETED 2016-2017	AUTHORIZED 2016-2017	INSTITUTIONAL REQUEST	AHECB RECOMMEND	LEGISLATIVE RECOMMENDATION
				2017-2019	2017-2019	2017-2019
REGULAR POSITIONS	681	650	870	880	878	
TOBACCO POSITIONS						
EXTRA HELP **	251	300	924	924	924	

FORM BR-4

\*\* The total number of Extra-Help shown in the requested column will be the total extra-Help positions [General Revenue and Cash] requested to be authorized.

\*\*\*Line 17 Prior Year Fund Balance includes only the portion of the fund balance needed to balance that fiscal year's budget.

# AUXILIARY ENTERPRISE CASH INCOME AND EXPENDITURES

UNIVERSITY OF ARKANSAS AT PINE BLUFF  
(NAME OF INSTITUTION)

ACTIVITY	ACTUAL 2015-2016				BUDGETED 2016-2017			
	INCOME	OPERATING EXPENSES	DEBT SERVICE	NET INCOME	INCOME	OPERATING EXPENSES	DEBT SERVICE	NET INCOME
1 INTERCOLLEGIATE ATHLETICS *	2,329,076	5,934,415	248,108	(3,853,447)	4,418,311	6,011,968	243,433	(1,837,090)
2 HOUSING	5,542,260	2,379,307	773,768	2,389,185	4,693,000	3,414,865	771,544	506,591
3 FOOD SERVICES	4,231,311	2,873,494	0	1,357,817	3,294,000	2,712,822		581,178
4 STUDENT UNION	66	263,113	0	(263,047)		324,675		(324,675)
5 BOOKSTORE	151,443	2,819	0	148,624	135,000			135,000
6 STUDENT ORGANIZATIONS AND PUBLICATIONS	0	0	0	0				0
7 OTHER	318,720	788,489	0	(469,769)	224,500	607,950		(383,450)
8 SUBTOTAL	\$12,572,876	\$12,241,637	\$1,021,876	(\$690,637)	\$12,764,811	\$13,072,280	\$1,014,977	(\$1,322,446)
9 ATHLETIC TRANSFER **	1,138,234			1,138,234	1,138,234			1,138,234
10 OTHER TRANSFERS ***	184,212			184,212	184,212			184,212
11 GRAND TOTAL INCOME, OPERATING EXPENSES, & DEBT SERVICE FOR AUXILIARY ENTERPRISES	\$13,895,322	\$12,241,637	\$1,021,876	\$631,809	\$14,087,257	\$13,072,280	\$1,014,977	\$0

\* Intercollegiate athletic income should include the institutional board of trustees' approved student athletic fees.

FORM BR-5

\*\* For both two-year and four-year institutions, line 9, Athletic Transfer should contain the amount transferred from E&G to athletics.

\*\*\* For both two-year and four-year institutions, line 10, Other Transfers should contain the amount either transferred from E&G to support the college union, student organizations and student publications; or from auxiliary to other funds (e.g. plant funds), shown as a negative number.

NOTE: Line 7 Other - Income: Includes revenue from the following sources: transit fees, traffic fines, printing services, lease revenue and duplicate ID charges. Operating Expenses: Includes expenses from the following departments: facilities management auxiliary services, Information Technology, parking/auto registration services, homecoming and transit fees.

NOTE: Line 10 Other Transfers - University transferred funds from E&G to support the Student Union.

**EMPLOYMENT INFORMATION  
IDENTIFICATION BY EMPLOYMENT CLASSIFICATION**

UNIVERSITY OF ARKANSAS AT PINE BLUFF  
(NAME OF INSTITUTION)

TOTAL NUMBER OF EMPLOYEES IN FISCAL YEAR 2015-2016:						480
(As of November 1, 2015 )						
Nonclassified Administrative Employees:						
White Male:	1	Black Male:	18	Other Male:	0	Total Male: <span style="float: right; border-bottom: 1px solid black;">19</span>
White Female:	1	Black Female:	36	Other Female:	0	Total Female: <span style="float: right; border-bottom: 1px solid black;">37</span>
Nonclassified Health Care Employees:						
White Male:	0	Black Male:	0	Other Male:	0	Total Male: <span style="float: right; border-bottom: 1px solid black;">0</span>
White Female:	0	Black Female:	0	Other Female:	0	Total Female: <span style="float: right; border-bottom: 1px solid black;">0</span>
Classified Employees:						
White Male:	6	Black Male:	75	Other Male:	0	Total Male: <span style="float: right; border-bottom: 1px solid black;">81</span>
White Female:	7	Black Female:	144	Other Female:	1	Total Female: <span style="float: right; border-bottom: 1px solid black;">152</span>
Faculty:						
White Male:	27	Black Male:	47	Other Male:	22	Total Male: <span style="float: right; border-bottom: 1px solid black;">96</span>
White Female:	22	Black Female:	66	Other Female:	7	Total Female: <span style="float: right; border-bottom: 1px solid black;">95</span>
Total White Male: <span style="float: right; border-bottom: 1px solid black;">34</span>						Total Male: <span style="float: right; border-bottom: 1px solid black;">196</span>
Total White Female: <span style="float: right; border-bottom: 1px solid black;">30</span>						Total Female: <span style="float: right; border-bottom: 1px solid black;">284</span>
Total Black Male: <span style="float: right; border-bottom: 1px solid black;">140</span>						
Total Black Female: <span style="float: right; border-bottom: 1px solid black;">246</span>						
Total Other Male: <span style="float: right; border-bottom: 1px solid black;">22</span>						
Total Other Female: <span style="float: right; border-bottom: 1px solid black;">8</span>						
Total White: <span style="float: right; border-bottom: 1px solid black;">64</span>						Total Employees: <span style="float: right; border-bottom: 1px solid black;">480</span>
Total Black: <span style="float: right; border-bottom: 1px solid black;">386</span>						
Total Other: <span style="float: right; border-bottom: 1px solid black;">30</span>						
Total Minority: <span style="float: right; border-bottom: 1px solid black;">416</span>						

FORM BR-6

**ARKANSAS PUBLIC HIGHER EDUCATION INSTITUTIONS AND ENTITIES**  
**STATE CONTRACTS OVER \$50,000 AWARDED TO MINORITY OWNED BUSINESSES**  
**Fiscal Year 2016**  
**Required by A.C.A. 25-36-104**

**Institution** UNIVERSITY OF ARKANSAS AT PINE BLUFF

Minority Business	Total Contract Awarded	Minority Type per A.C.A. 15-4-303 (2)					
		African American	Hispanic American	American Indian	Asian American	Pacific Islander American	Disabled Veteran
ARKANSAS HUMAN DEVELOPMENT	\$ 51,375.00	X					
CALHOUN HEIGHTS COMMUNITY	\$ 58,875.00	X					
CATO'S TRUCKING ASPHALT	\$ 53,416.34	X					
COALITION FOR A TOBACCO FREE	\$ 108,225.00	X					
CON-REAL, LP	\$ 373,686.80	X					
DESIGN GROUP, LLC	\$ 384,704.38	X					
EAST ARK ENTERPRISE COMMUNITY	\$ 54,660.00	X					
ERMER'S LEARNING ACADEMY	\$ 59,159.24	X					
FAMILY YOUTH ENRICHMENT NETWORK, INC.	\$ 60,125.00	X					
FUTURE BUILDERS, INC	\$ 60,125.00	X					
GODDESS PRODUCTS	\$ 134,990.50	X					
IN HIS IMAGE YOUTH DEVELOPMENT	\$ 59,255.00	X					
KLASSIC KIDZ	\$ 54,113.24	X					
LEGACY INITIATIVES	\$ 59,973.00	X					
MADISON COUNTY HLTH COALITION	\$ 53,047.00	X					
MINISTRY INTERCESSION	\$ 56,970.00	X					
MISSISSIPPI COUNTY COALITION	\$ 57,375.00	X					
PART OF THE SOLLUTION	\$ 50,375.00	X					
ST FRANCIS HOUSE NWA, INC.	\$ 60,125.00		X				
THOMPSON'S HOSPITALITY	\$ 3,198,407.29	X					
V FORCE SECURITY	\$ 99,460.00	X					
WELLS BAYOU YOUTH DEVELOPMENT	\$ 53,695.00	X					
WOMEN'S COUNCIL ON AFRICAN AMERICAN AFFAIRS	\$ 60,125.00	X					

**TOTAL NUMBER OF MINORITY CONTRACTS AWARDED** 23

**TOTAL EXPENDITURES ON CONTRACTS AWARDED** \$17,645,462  
 (Total Expenditures equals ALL Contracts Exceeding \$50,000--Minority and Non-Minority)

**% OF MINORITY CONTRACTS AWARDED** 30%

THIS PAGE INTENTIONALLY LEFT BLANK



**ARKANSAS LEGISLATIVE AUDIT**  
**AUDIT OF UNIVERSITY OF ARKANSAS AT PINE BLUFF**  
**June 30, 2015**

<i>Finding No. 1:</i>	During its audit of Treasury transactions, the University of Arkansas System Internal Audit Department (IAD) discovered that the Associate Professor/Director of Theatre had misappropriated \$808 from an unauthorized bank account opened in September 2014. UAPB Administration requested an investigative report from the campus police department. The \$808 was recovered from the employee's final paycheck.
<i>Institution's Response</i>	The employee has been terminated from the University and the misappropriated funds have been recovered. The University has created written policy which mandates that all "student organizations, or related professional or academic entities or activities" are required to deposit their funds with the University. In addition, payment between departments are now being handled by journal entry instead of writing checks between the departments.

THIS PAGE INTENTIONALLY LEFT BLANK

## **UNIVERSITY OF CENTRAL ARKANSAS**

### **Tom Courtway, President**

---

#### **History of the University**

The University of Central Arkansas was established as Arkansas State Normal School by the General Assembly of Arkansas in 1907, with statewide responsibility for preparing citizens to teach Arkansas children. The name of the institution was changed to Arkansas State Teachers College in 1925. In January 1967, the name of the institution was again changed by the state legislature to the State College of Arkansas, expanding its statewide role to a multipurpose institution. On January 21, 1975, the governor of Arkansas signed a bill granting university status to the institution and naming it the University of Central Arkansas.

#### **Enabling Laws**

Act 317 of 1907; Act 100 of 1909; Act 31 of 1925; Act 128 of 1941; Act 1 of 1943; Act 5 of 1967; Act 3 of 1975; Act 809 of 1991; Act 24 and 25 of 1992 (1<sup>st</sup> Ext. Session); Act 250 of 1997; Act 207 of 2003. The appropriated funding for operations through the FY15-17 Biennium is authorized under Act 223 of the Regular Session of 2015; and Act 49 of the Fiscal Session of 2016

#### **Description of the University**

The University of Central Arkansas is a comprehensive university offering degree programs at the associate, bachelor's, master's, specialist, and doctoral levels. The University offers a variety of undergraduate and graduate programs in the liberal and fine arts, the basic sciences, business, and technical and professional fields in addition to its historical emphasis in the field of education. UCA strives to maintain the highest academic quality by supporting the professional development of its teaching faculty and by ensuring that its curriculum remains current and responsive to the needs of those it serves.

UCA fosters learning and the advancement of knowledge. Faculty scholarship—including faculty-student collaboration in a wide range of research and scholarly and creative activities—is an integral part of the teaching-and-learning mission of the University. These activities are encouraged at UCA in many ways, including active support for grant-development, a variety of University grant opportunities for both faculty and students, faculty summer research stipends, sabbatical leaves, reassigned time, and up-to-date technological support. UCA supports student learning and growth by providing comprehensive student services and rich on-campus extracurricular programming, by developing learning communities

## UNIVERSITY OF CENTRAL ARKANSAS

### Tom Courtway, President

---

on campus, and by encouraging students to be learners in a wider community through cooperative and service-learning opportunities and international experiences.

UCA serves its public constituencies with for-credit course offerings, both in off-campus class settings around the state and in other extended-study opportunities; a variety of non-credit leisure and community education activities; and seminars, conferences, workshops, in-service training activities, and consulting services designed to meet the needs of business and industry, public schools, and state and local government.

In April 2012 UCA submitted a required monitoring report to the Higher Learning Commission (HLC). The report's purpose was to document UCA's comprehensive strategic planning process as a foundation for implementation of the strategic plan. The report was accepted by the HLC on May 30, 2012. An HLC focused visit to the campus in November 2013 resulted in a positive report on the university's comprehensive strategic planning process. The campus has submitted required reporting for the next scheduled HLC visit in November 2016.

#### **Strategic Planning**

Following the work of a Strategic Planning Task Force during AY 2015-2016, the Board of Trustees approved a new strategic plan for the next five years, Fiscal Years 2017-2022.

#### ***Vision Statement***

*The University of Central Arkansas aspires to be a premier learner-focused public comprehensive university, a nationally recognized leader for its continuous record of excellence in undergraduate and graduate education, scholarly and creative endeavors, and engagement with local, national, and global communities.*

#### ***Mission Statement and Core Values***

*The University of Central Arkansas, a leader in 21st-century higher education, is committed to excellence through the delivery of outstanding undergraduate and graduate education that remains current and responsive to the diverse needs of those it serves. The university's faculty and staff promote the intellectual, professional, social, and personal development of their students through innovations in learning, scholarship, and creative endeavors. Students, faculty, and*

**UNIVERSITY OF CENTRAL ARKANSAS**  
**Tom Courtway, President**

---

*staff partner to create strong engagement with the local, national, and global communities. The University of Central Arkansas dedicates itself to academic vitality, integrity, and diversity.*

*The Core Values Statement asserts the University community's institutional and ethical standards in fulfilling its mission.*

**a. Intellectual Excellence**

*We believe in lifelong intellectual development of students, faculty, and staff. We are committed to the free pursuit of knowledge and continuous growth in learning and teaching.*

**b. Community**

*We value and respect as our greatest asset the people who make up our community – students, faculty, and staff, as well as the people connected to us through ties to our local community and region, the state of Arkansas, our nation, and the world. That is, we believe people are the focus of our institution*

**c. Diversity**

*We are dedicated to attracting and supporting a diverse student, faculty and staff population and enhanced multicultural learning opportunities. We value the opportunity to work, learn, and develop in a community that embraces the diversity of individuals and ideas, including race, UCA Strategic Plan 3 ethnicity, religion, spiritual beliefs, national origin, age, gender, marital status, socioeconomic background, sexual orientation, physical ability, political affiliation, and intellectual perspective*

**d. Integrity**

*We are committed to ethical and responsible behavior in our own actions and to developing the same commitment in our students, thus fostering individuals who will have the skills, knowledge, and ability to engage positively with a diverse and changing world. Our commitment extends to all levels of our campus to foster a climate of ethical conduct, respect, responsibility, and trust.*

## UNIVERSITY OF CENTRAL ARKANSAS

### Tom Courtway, President

---

#### **Milestones and Changes**

Student success—especially retention and completion—have become the central focus of UCA's strategic plan. As a result, UCA has invested in targeted retention efforts in areas of advising, supplemental instruction, and summer boot camps. Six-year graduation rates have increased almost 4% over the last three reported years, suggesting that this focus is paying off.

To respond to regional, state, and national needs, UCA has added degree programs in logistics and supply chain management, data science, and information management. In addition, UCA will begin accepting students into the new The Doctor of Occupational Therapy program beginning in the fall 2017.

UCA has developed over 100 transfer agreements with 19 out of 22 Arkansas Community Colleges, providing more than 370 degree plan checklists which students can efficiently follow to complete degrees at both institutions.

UCA Online launched in 2014 and, since that time, we have expanded our online degree programs with the addition of the BBA in General Business, BPS in Health and Safety, the BS in Addiction Studies, and the MS in Family and Consumer Sciences.

UCA has established the Arkansas Coding Academy which will provide turnkey education and training opportunities to individuals seeking new careers in information technology. This is a non-credit, three-month program that readies individuals to work as coding professionals for technology companies in Arkansas.

The campus has two notable building additions. An addition to the Lewis Science center, Conway Corporation Center for Sciences provides an additional 50,000 square feet allowing for more classroom and laboratory space, as well as significant improvements in equipment efficiency and energy utilization with LEED certification.

Donaghey Hall is a 67,500-square-foot, four-story, mixed use building. The first floor consists of approximately 13,500 square feet of commercial space available for lease for retail and restaurant tenants. The upper floors are designated as a residence hall and house 165 sophomore, junior, and senior level students.

**UNIVERSITY OF CENTRAL ARKANSAS**  
**Tom Courtway, President**

---

In January 2016 UCA moved from a fully-insured model to a self-insured model for the employee health insurance program. This provides the University access to aggregate (not individual) data among its employees indicating what health care issues are driving the expenses of the health plan. This access allows UCA to be fully engaged in managing its health care costs.

**Personnel Request**

UCA is requesting some changes for the 2017-2019 biennium in preparation for current and future needs in regards to personnel support. Most of these requests involve the need for professional positions to support additional programs that we anticipate occurring during this time. In the faculty area, the request is to rearrange some current titles and some line item maximum salary increases to align these titles with the UCA *Faculty Handbook* guidelines and to aid in recruiting and retaining faculty, especially in the most competitive areas.

For the last two biennium submissions, UCA has requested similar changes without increasing the overall number of appropriated positions. UCA will be able to do the same for the 2017-2019 Analysis of Personal Services Request. If recommended and approved, the total requests contain no increase to the overall number of non-classified titles.

THIS PAGE INTENTIONALLY LEFT BLANK



**INSTITUTION APPROPRIATION SUMMARY  
2017-2019 BIENNIUM**

INSTITUTION UNIVERSITY OF CENTRAL ARKANSAS

APPROPRIATION	HISTORICAL DATA						INSTITUTION REQUEST & AHECB RECOMMENDATION							
	2015-2016		2016-17		2016-17		2017-18				2018-19			
	ACTUAL	POS	BUDGETED	POS	AUTHORIZED	POS	INST REQUEST	POS	AHECB REC	POS	INST REQUEST	POS	AHECB REC	POS
1 STATE TREASURY	57,875,054		58,064,142		68,068,962		72,371,940		72,371,940		73,891,751		73,891,751	
2 CASH	131,930,983		408,800,000		408,800,000		408,800,000		408,800,000		408,800,000		408,800,000	
3														
4														
5														
6														
7														
8														
9														
10														
11 TOTAL	\$189,806,037	1,707	\$466,864,142	1,707	\$476,868,962	2,256	\$481,171,940	2,253	\$481,171,940	2,250	\$482,691,751	2,253	\$482,691,751	2,250
FUNDING SOURCES		%		%				%		%		%		%
12 PRIOR YEAR FUND BALANCE*	0	0%	0	0%			0	0%	0	0%	0	0%	0	0%
13 GENERAL REVENUE	53,114,705	28%	53,114,705	11%			67,422,503	14%	67,422,503	14%	68,942,314	14%	68,942,314	14%
14 EDUCATIONAL EXCELLENCE TRUST FUND	4,750,222	3%	4,949,437	1%			4,949,437	1%	4,949,437	1%	4,949,437	1%	4,949,437	1%
15 WORKFORCE 2000	0	0%	0	0%			0	0%	0	0%	0	0%	0	0%
16 CASH FUNDS	131,930,983	70%	332,800,000	71%			332,800,000	69%	332,800,000	69%	332,800,000	69%	332,800,000	69%
17 SPECIAL REVENUES		0%		0%				0%	0	0%		0%	0	0%
18 FEDERAL FUNDS	0	0%	76,000,000	16%			76,000,000	16%	76,000,000	16%	76,000,000	16%	76,000,000	16%
19 TOBACCO SETTLEMENT FUNDS	0	0%	0	0%			0	0%	0	0%	0	0%	0	0%
20 OTHER FUNDS	10,127	0%	0	0%			0	0%	0	0%	0	0%	0	0%
21 TOTAL INCOME	\$189,806,037	100%	\$466,864,142	100%			\$481,171,940	100%	\$481,171,940	100%	\$482,691,751	100%	\$482,691,751	100%
22 EXCESS (FUNDING)/APPROPRIATION	\$0		\$0				\$0		\$0		\$0		\$0	

UNRESTRICTED EDUCATIONAL & GENERAL FUND BALANCE AS OF JUNE 30, 2016:	\$11,788,183
LESS RESERVES FOR:	
ACCOUNTS RECEIVABLE	\$2,330,468
INVENTORIES	\$342,801
YEAR-END ENCUMBRANCES NOT YET RECORDED AS LIABILITIES	
INSURANCE DEDUCTIBLES	
MAJOR CRITICAL SYSTEMS FAILURES	
60 DAYS OF SALARIES & BENEFITS (CASH FLOW PURPOSES)	\$13,893,316
RESERVE FOR SPECIFIC ITEM (SOFTWARE, EQUIPMENT, ETC.)	
OTHER (FOOTNOTE BELOW)	
UNRESERVED EDUCATIONAL & GENERAL FUND BALANCE	(\$4,778,402)

\*Line 12 Prior Year Fund Balance includes only the portion of the fund balance needed to balance that fiscal year's budget.

**APPROPRIATION ACT FORM - STATE TREASURY  
2017-2019 BIENNIUM**

FUND CUA0000

INSTITUTION UNIVERSITY OF CENTRAL ARKANSAS

APPROPRIATION 310

DESCRIPTION	ACTUAL 2015-2016	BUDGETED 2016-2017	AUTHORIZED APPROPRIATION 2016-2017	INSTITUTIONAL REQUEST / AHECB RECOMMENDATION		LEGISLATIVE RECOMMENDATION	
				2017-2018	2018-2019	2017-2018	2018-2019
1 REGULAR SALARIES	49,998,890	51,000,000	51,000,000	54,000,000	54,500,000		
2 EXTRA HELP WAGES	3,600,000	3,565,862	4,500,000	4,700,000	4,750,000		
3 OVERTIME							
4 PERSONAL SERVICES MATCHING	4,244,927	3,498,280	10,368,962	11,171,940	12,041,751		
5 OPERATING EXPENSES	25,000	0	2,200,000	2,500,000	2,600,000		
6 CONFERENCE FEES & TRAVEL	0	0	0	0	0		
7 PROFESSIONAL FEES AND SERVICES	0	0	0	0	0		
8 CAPITAL OUTLAY	0	0	0	0	0		
9 FUNDED DEPRECIATION							
10 WORKERS COMP/SURETY PREMIUM	6,237						
11							
12							
13 TOTAL APPROPRIATION	\$57,875,054	\$58,064,142	\$68,068,962	\$72,371,940	\$73,891,751	\$0	\$0
14 PRIOR YEAR FUND BALANCE**							
15 GENERAL REVENUE	53,114,705	53,114,705		67,422,503	68,942,314		
16 EDUCATIONAL EXCELLENCE TRUST FUND	4,750,222	4,949,437		4,949,437	4,949,437		
17 SPECIAL REVENUES * [WF2000]							
18 FEDERAL FUNDS IN STATE TREASURY							
19 TOBACCO SETTLEMENT FUNDS							
20 OTHER STATE TREASURY FUNDS	10,127						
21 TOTAL INCOME	\$57,875,054	\$58,064,142		\$72,371,940	\$73,891,751	\$0	\$0
22 EXCESS (FUNDING)/APPROPRIATION	\$0	\$0		\$0	\$0	\$0	\$0

\* Report WF2000 funds on line 17 - "Special Revenues".

\*\*Line 14 Prior Year Fund Balance includes only the portion of the fund balance needed to balance that fiscal year's budget.

FORM BR-3

NOTE: Line 20 Other State Treasury Funds - \$10,127 Other State Treasury Funds is special state appropriations for Tuition Adjustment.

**APPROPRIATION ACT FORM - CASH FUNDS  
2017-2019 BIENNIUM**

FUND 2070000

INSTITUTION UNIVERSITY OF CENTRAL ARKANSAS

APPROPRIATION A75

DESCRIPTION	ACTUAL 2015-2016	BUDGETED 2016-2017	AUTHORIZED APPROPRIATION 2016-2017	INSTITUTIONAL REQUEST / AHECB RECOMMENDATION		LEGISLATIVE RECOMMENDATION	
				2017-2018	2018-2019	2017-2018	2018-2019
1 REGULAR SALARIES	27,313,144	77,000,000	77,000,000	77,000,000	77,000,000		
2 EXTRA HELP WAGES	1,583,142	3,200,000	3,200,000	3,200,000	3,200,000		
3 OVERTIME	181,881	700,000	700,000	700,000	700,000		
4 PERSONAL SERVICES MATCHING	17,274,040	36,000,000	36,000,000	36,000,000	36,000,000		
5 OPERATING EXPENSES	67,870,369	105,000,000	105,000,000	105,000,000	105,000,000		
6 CONFERENCE FEES & TRAVEL	1,287,718	3,000,000	3,000,000	3,000,000	3,000,000		
7 PROFESSIONAL FEES AND SERVICES	2,043,278	8,000,000	8,000,000	8,000,000	8,000,000		
8 CAPITAL OUTLAY	3,780,672	16,000,000	16,000,000	16,000,000	16,000,000		
9 CAPITAL IMPROVEMENTS	0	105,000,000	105,000,000	105,000,000	105,000,000		
10 DEBT SERVICE	10,328,498	30,000,000	30,000,000	30,000,000	30,000,000		
11 FUND TRANSFERS, REFUNDS AND INVESTMENTS	0	24,300,000	24,300,000	24,300,000	24,300,000		
12 PROMOTIONAL ITEMS	268,241	600,000	600,000	600,000	600,000		
13							
14							
15							
16 TOTAL APPROPRIATION	\$131,930,983	\$408,800,000	\$408,800,000	\$408,800,000	\$408,800,000	\$0	\$0
17 PRIOR YEAR FUND BALANCE***							
18 TUITION AND MANDATORY FEES	81,892,796	76,000,000		76,000,000	76,000,000		
19 ALL OTHER FEES							
20 SALES AND SERVICES RELATED TO EDUCATIONAL DEPARTMENTS	2,269,772	76,000,000		76,000,000	76,000,000		
21 INVESTMENT INCOME	582,648	2,000,000		2,000,000	2,000,000		
22 FEDERAL CASH FUNDS		76,000,000		76,000,000	76,000,000		
23 OTHER CASH FUNDS	47,185,767	178,800,000		178,800,000	178,800,000		
24 TOTAL INCOME	\$131,930,983	\$408,800,000		\$408,800,000	\$408,800,000	\$0	\$0
25 EXCESS (FUNDING)/APPROPRIATION	\$0	\$0		\$0	\$0	\$0	\$0

**TOTAL NUMBER OF POSITIONS (GENERAL REVENUE AND CASH COMBINED)**

	ACTUAL 2015-2016	BUDGETED 2016-2017	AUTHORIZED 2016-2017	INSTITUTIONAL REQUEST	AHECB RECOMMEND	LEGISLATIVE RECOMMENDATION
				2017-2019	2017-2019	2017-2019
REGULAR POSITIONS	1,707	1,707	2,256	2,253	2,250	
TOBACCO POSITIONS						
EXTRA HELP **	1,074	1,600	1,600	1,600	1,600	

FORM BR-4

\*\* The total number of Extra-Help shown in the requested column will be the total extra-Help positions [General Revenue and Cash] requested to be authorized.

\*\*\*Line 17 Prior Year Fund Balance includes only the portion of the fund balance needed to balance that fiscal year's budget.

# AUXILIARY ENTERPRISE CASH INCOME AND EXPENDITURES

UNIVERSITY OF CENTRAL ARKANSAS  
(NAME OF INSTITUTION)

ACTIVITY	ACTUAL 2015-2016				BUDGETED 2016-2017			
	INCOME	OPERATING EXPENSES	DEBT SERVICE	NET INCOME	INCOME	OPERATING EXPENSES	DEBT SERVICE	NET INCOME
1 INTERCOLLEGIATE ATHLETICS *	7,629,923	11,379,069	547,265	(4,296,411)	8,111,760	11,476,563	677,093	(4,041,896)
2 HOUSING	16,930,645	8,414,853	5,187,125	3,328,667	18,036,904	9,440,109	5,906,615	2,690,180
3 FOOD SERVICES	9,666,144	6,944,556	0	2,721,588	10,069,232	6,964,322	0	3,104,910
4 STUDENT UNION	1,340,662	990,529	227,942	122,191	1,327,650	1,187,034	228,089	(87,473)
5 BOOKSTORE	421,653	69,317	0	352,336	390,000	95,500	0	294,500
6 STUDENT ORGANIZATIONS AND PUBLICATIONS	0	0	0	0				0
7 OTHER	5,365,802	3,464,831	918,481	982,490	5,209,278	3,389,457	1,425,708	394,113
8 SUBTOTAL	\$41,354,829	\$31,263,155	\$6,880,813	\$3,210,861	\$43,144,824	\$32,552,985	\$8,237,505	\$2,354,334
9 ATHLETIC TRANSFER **	1,000,000			1,000,000	1,272,925			1,272,925
10 OTHER TRANSFERS ***	(4,007,947)			(4,007,947)	(3,627,259)			(3,627,259)
11 GRAND TOTAL INCOME, OPERATING EXPENSES, & DEBT SERVICE FOR AUXILIARY ENTERPRISES	\$38,346,882	\$31,263,155	\$6,880,813	\$202,914	\$40,790,490	\$32,552,985	\$8,237,505	\$0

\* Intercollegiate athletic income should include the institutional board of trustees' approved student athletic fees.

FORM BR-5

\*\* For both two-year and four-year institutions, line 9, Athletic Transfer should contain the amount transferred from E&G to athletics.

\*\*\* For both two-year and four-year institutions, line 10, Other Transfers should contain the amount either transferred from E&G to support the college union, student organizations and student publications; or from auxiliary to other funds (e.g. plant funds), shown as a negative number.

NOTE: Line 7 Other - Income and expenses related to Student Health, Radio Station, HPER, Farris Fields, Post Office, Access & Security.

NOTE Line 10 Other Transfers - Represents transfers in and out to Auxiliary funds during the year, including intra-Auxiliary and transfers from E&G.

**EMPLOYMENT INFORMATION  
IDENTIFICATION BY EMPLOYMENT CLASSIFICATION**

UNIVERSITY OF CENTRAL ARKANSAS  
(NAME OF INSTITUTION)

TOTAL NUMBER OF EMPLOYEES IN FISCAL YEAR 2015-2016:						1,748
(As of November 1, 2015 )						
Nonclassified Administrative Employees:						
White Male:	190	Black Male:	26	Other Male:	8	Total Male: 224
White Female:	211	Black Female:	38	Other Female:	24	Total Female: 273
Nonclassified Health Care Employees:						
White Male:	0	Black Male:	0	Other Male:	0	Total Male: 0
White Female:	0	Black Female:	0	Other Female:	0	Total Female: 0
Classified Employees:						
White Male:	171	Black Male:	32	Other Male:	13	Total Male: 216
White Female:	235	Black Female:	44	Other Female:	21	Total Female: 300
Faculty:						
White Male:	258	Black Male:	12	Other Male:	45	Total Male: 315
White Female:	374	Black Female:	18	Other Female:	28	Total Female: 420
Total White Male: 619						Total Male: 755
Total White Female: 820						Total Female: 993
Total Black Male: 70						
Total Black Female: 100						
Total Other Male: 66						
Total Other Female: 73						
Total White: 1,439						Total Employees: 1,748
Total Black: 170						
Total Other: 139						
Total Minority: 309						

FORM BR-6

**ARKANSAS PUBLIC HIGHER EDUCATION INSTITUTIONS AND ENTITIES**  
**STATE CONTRACTS OVER \$50,000 AWARDED TO MINORITY OWNED BUSINESSES**  
**Fiscal Year 2016**  
**Required by A.C.A. 25-36-104**

**Institution**

UNIVERSITY OF CENTRAL ARKANSAS

Minority Business	Total Contract Awarded	Minority Type per A.C.A. 15-4-303 (2)					
		African American	Hispanic American	American Indian	Asian American	Pacific Islander American	Disabled Veteran
Maltbia Detailing Plus	\$127,536	X					
Caradine Companies Architecture	\$175,529	X					
Choice Promotions LLC	\$241,747	X					
Consolidated Construction, Inc.	\$444,755	X					
Sojourn Travel Consultant, Inc.	\$85,131		X				
Goddess Products Inc.	\$419,387	X					
Software House International	\$424,709				X		

**TOTAL NUMBER OF MINORITY CONTRACTS AWARDED** 7

**TOTAL EXPENDITURES ON CONTRACTS AWARDED** \$7,614,491  
 (Total Expenditures equals ALL Contracts Exceeding \$50,000--Minority and Non-Minority)

**% OF MINORITY CONTRACTS AWARDED** 24%

**ARKANSAS LEGISLATIVE AUDIT**  
**AUDIT OF UNIVERSITY OF CENTRAL ARKANSAS**  
**June 30, 2015**

<p><i>Finding No. 1:</i></p>	<p>Financial statements are the responsibility of the University's management and should be presented in conformity with accounting principles generally accepted in the United States of America. The University has policies and procedures to properly record and classify transactions in the financial statements; however, certain misclassifications were detected. These misclassifications had no effect on the University's reported net position or cash balance at June 30, 2015 and the financial statements were subsequently corrected by University personnel during audit fieldwork. Misclassifications in the Statement of Cash Flows consisted of the following:</p> <ol style="list-style-type: none"> <li>1. Bond proceeds/premiums/accrued interest deposited directly with trustees/escrow fund and bond issuance costs and discounts paid directly from bond proceeds were understated by \$25,038,469 and \$121,531, respectively, on the Noncash Transactions portion of the Statement of Cash Flows.</li> <li>2. Distributions from trustee of bond proceeds and interest earnings were overstated \$23,047,626 in the Cash Flows from Capital and Related Financing Activities section due to the inclusion of noncash items. As a result of this misclassification, payments to trustee for bond principal and payments to trustee for interest and fees were overstated \$22,875,000 and \$172,626, respectively, in the Cash Flows from Capital and Related Financing Activities section of the Statement of Cash Flows.</li> </ol>
<p><i>Institution's Response</i></p>	<p>Management agrees with the finding and has corrected the financial statements to reflect the appropriate classification of the noted transaction. We will adjust our year-end procedures for creation of the financial statements to address the differentiation between cash and non-cash transactions for bond issuance and payments. We believe this error was a one-time occurrence and will not be an ongoing issue.</p>

THIS PAGE INTENTIONALLY LEFT BLANK