

Comprehensive Arkansas Higher Education Annual Report

December 1, 2012



Athletic Retention and Graduation Rates

Arkansas Department of Higher Education

114 East Capitol, Little Rock, Arkansas 72201

ANNUAL REPORT ON RETENTION AND GRADUATION OF INTERCOLLEGIATE ATHLETES

This report complies with Act 267 of 1989 which requires reporting retention and graduation rates for entering freshmen who participate in Arkansas intercollegiate athletics. This information is produced from data submissions through the Arkansas Higher Education Information System for first-time, full-time, degree-seeking student athletes participating in football, basketball (men's and women's), cross country/track programs and others sports programs. Information related to initial athletic scholarship status also is included.

The following attachments are included.

Attachment 3-A	Overview of Athletic Participation
Attachment 3-B	Retention Rates of Athletes
Attachment 3-C	Retention Rates of Remediated Athletes
Attachment 3-D	Graduation Rates of Athletes at 4-Year Universities
Attachment 3-E	Graduation Rates of Athletes at 2-Year Colleges
Attachment 3-F	Graduation Rates of Athletes at 4-Year Universities by Sport
Attachment 3-G	Graduation Rates of Athletes at 2-Year Colleges by Sport
Attachment 3-H	Remediation Rates of Athletes
Attachment 3-I	Graduation Rates of Remediated Athletes

Methodology

The methodology used herein closely follows the methodology used in the Annual Report on Student Retention and Graduation. The only factors different are the use of the athlete table and fields in the AHEIS/SISDB (Arkansas Higher Education Information System/Student Information System Database). These fields identify whether or not the athlete was first-time entering, what sport they participated in, and whether or not the student received an athletic scholarship.

NOTE: The methodology used herein does not correspond with the NCAA GSR (Graduation Success Rate) methodology.

During the period of this review 10 of the 11 4-Year Universities and 2 of the 22 2-Year Colleges participated in athletics.

1. ASUJ – Arkansas State University Jonesboro
2. ATU – Arkansas Tech University
3. HSU – Henderson State University
4. SAUM – Southern Arkansas University Magnolia

5. UAF – University of Arkansas Fayetteville
6. UAFS – University of Arkansas at Fort Smith
7. UALR – University of Arkansas at Little Rock
8. UAM – University of Arkansas at Monticello
9. UAPB – University of Arkansas at Pine Bluff
10. UCA – University of Central Arkansas
11. MSCC – Mid-South Community College¹
12. NAC – North Arkansas College
13. UACCM – University of Arkansas Community College at Morrilton²

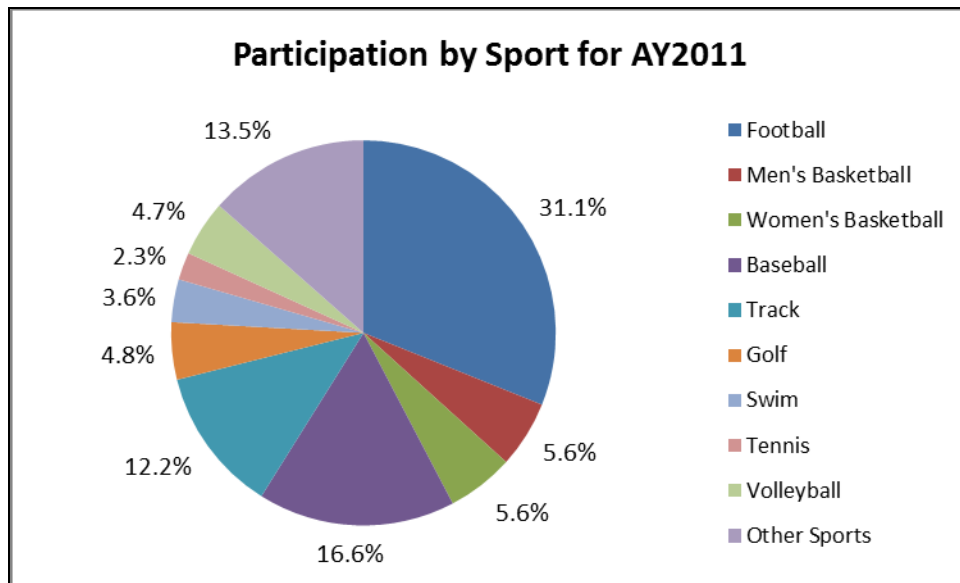
OVERVIEW OF ATHLETICS

In Academic Year 2011, 2,954 students participated in athletics at the 13 institutions referenced above. In AY2007 there were 2,778 students participating in athletics.

Ten sports are included in the athletics reporting.

- | | |
|------------------------|---------------|
| 1. Football | 6. Golf |
| 2. Men’s Basketball | 7. Swimming |
| 3. Women’s Basketball | 8. Tennis |
| 4. Baseball | 9. Volleyball |
| 5. Track/Cross Country | 10. Other |

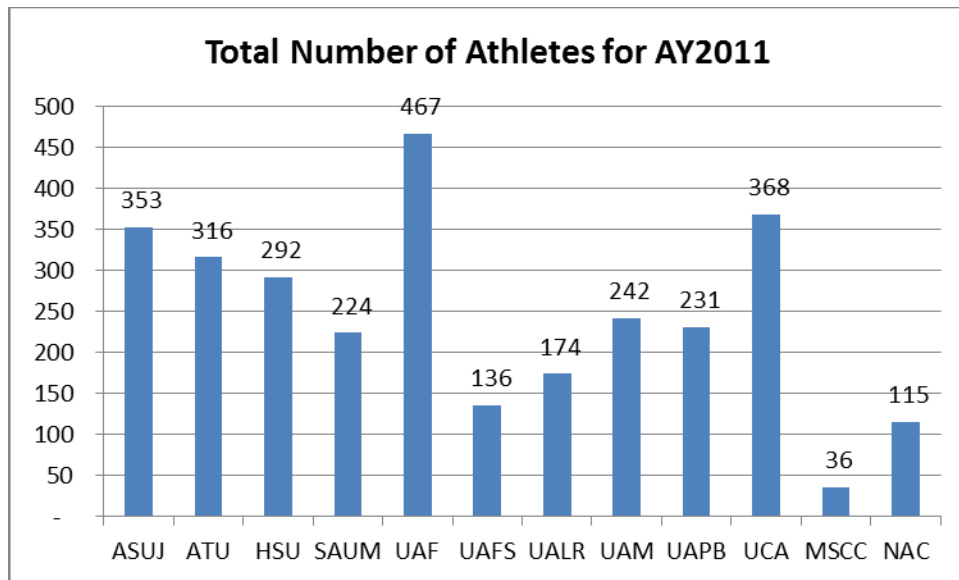
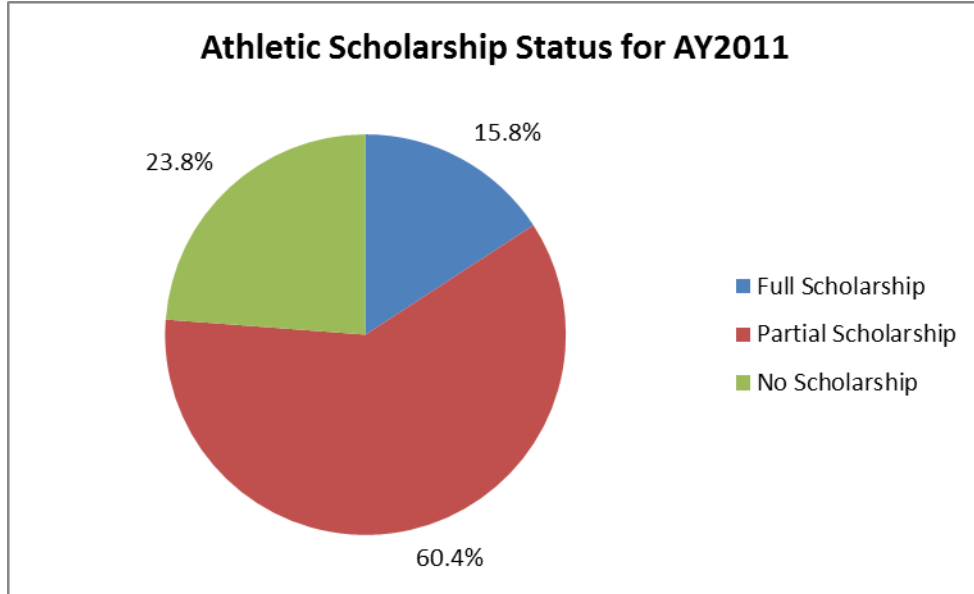
In terms of the number of participants, Football has the most participants followed by Baseball, Other, Track, Men’s Basketball, and Women’s Basketball.



¹ MSCC began a baseball program in AY2011.

² UACCM’s last year of athletics (in golf) was AY2008.

Many students receive scholarships to participate in athletics. The below graph illustrates that the majority of students participating in athletics receive a partial scholarship (62.0 percent) and a small portion (14.2 percent) received a full scholarship.



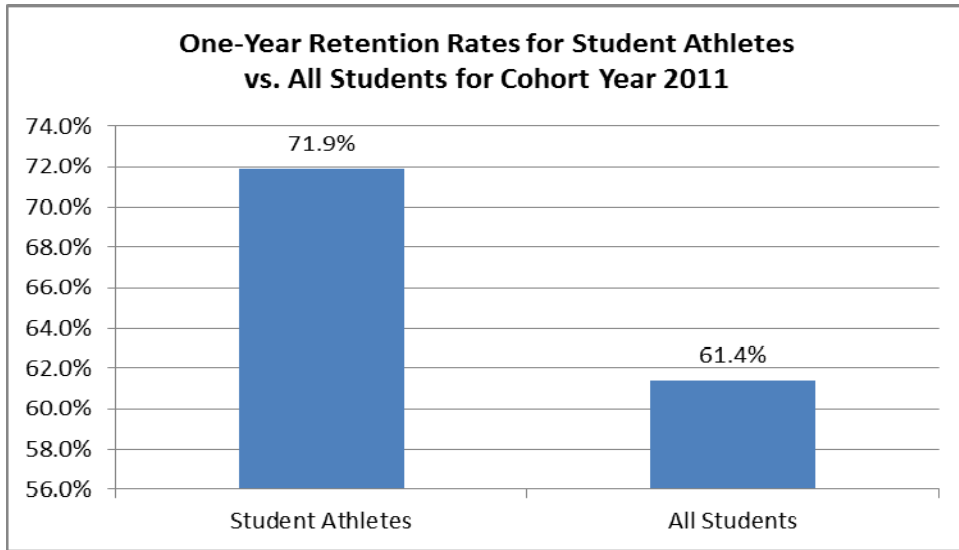
The above chart shows that the UAF has the most student athletes, followed by UCA and ASUJ.

ATHLETIC RETENTION RATES

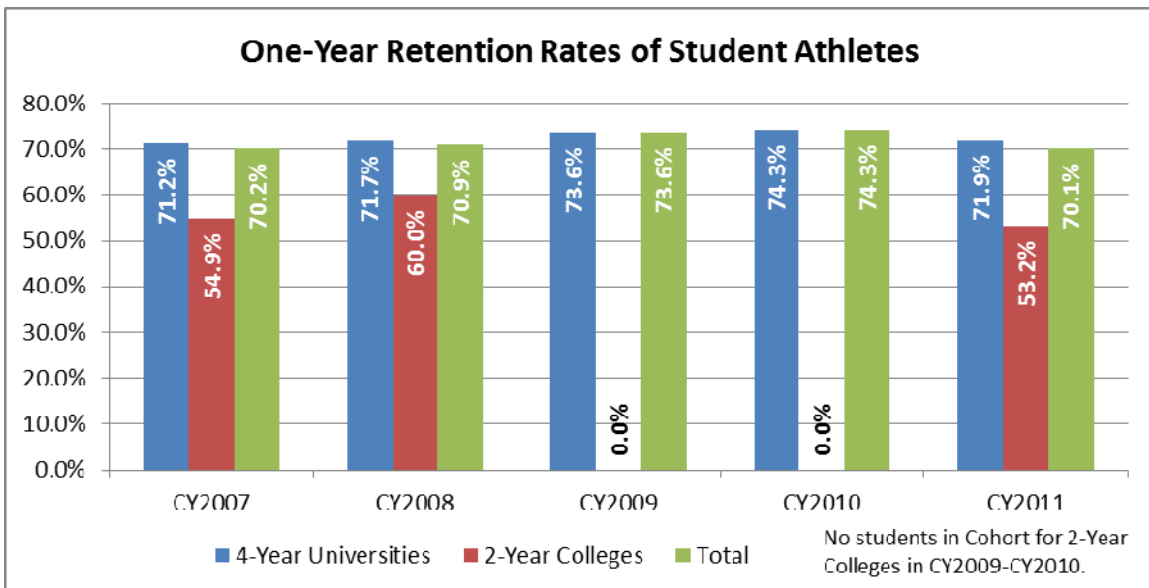
Statewide

The following graphs are based on Attachment 3-B that presents statewide fall-to-fall retention data for student-athlete cohorts entering Academic Year 2007 (tracked from AY2007-AY2012) through Academic Year 2011 (tracked from AY2011-AY2012).

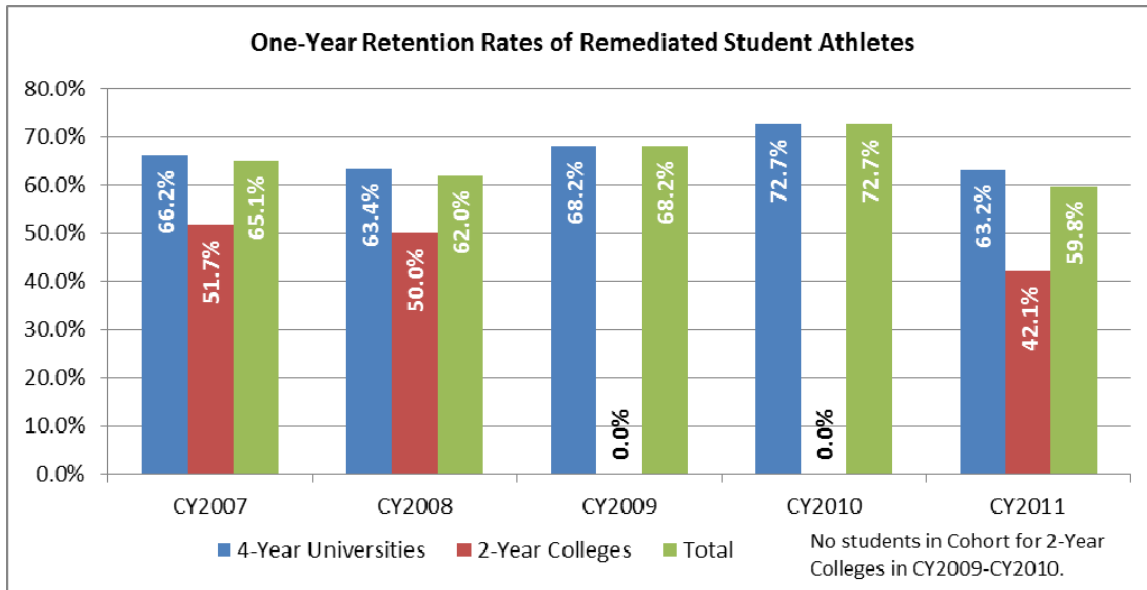
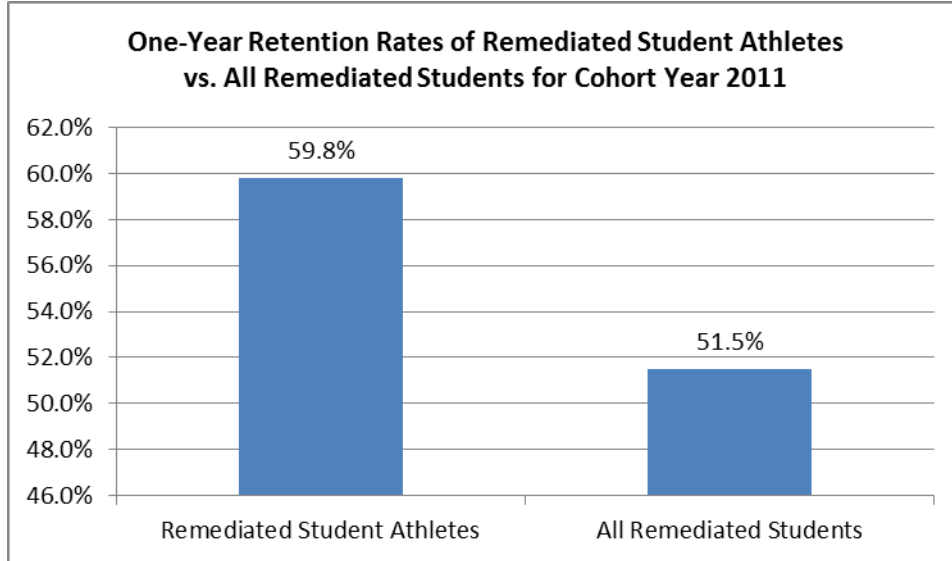
The below graph illustrates that retention rates are higher for the student athlete as compared to all students.



The next graph shows the retention rates for student athletes for the last five years (fall-to-fall). Student athletes at 4-Year Universities are retained at higher rates than student athletes at 2-Year Colleges.



The following graph shows that student athletes that require remediation are retained at higher rates (one-year fall-to-fall retention) than all students that require remediation.



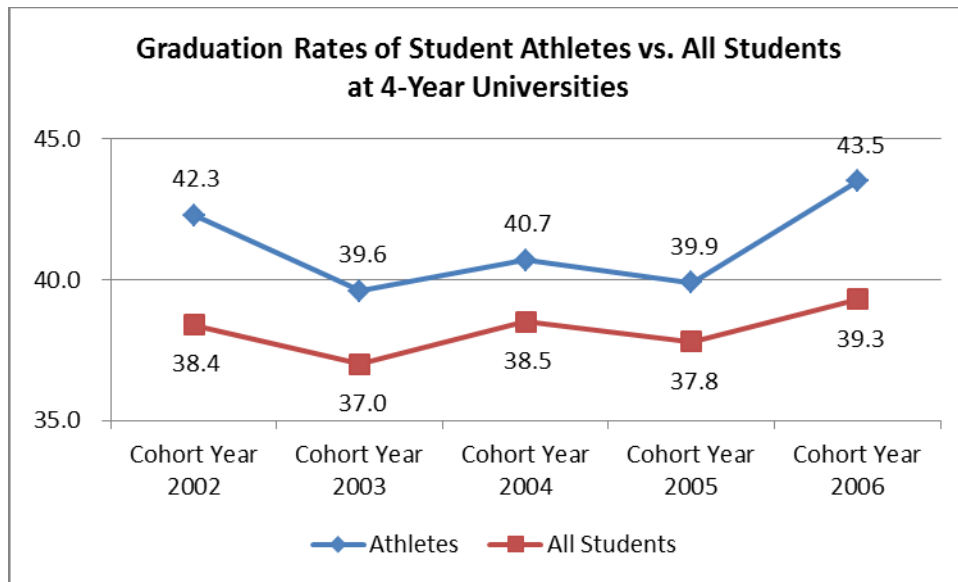
ATHLETIC GRADUATION RATES

Statewide Overview

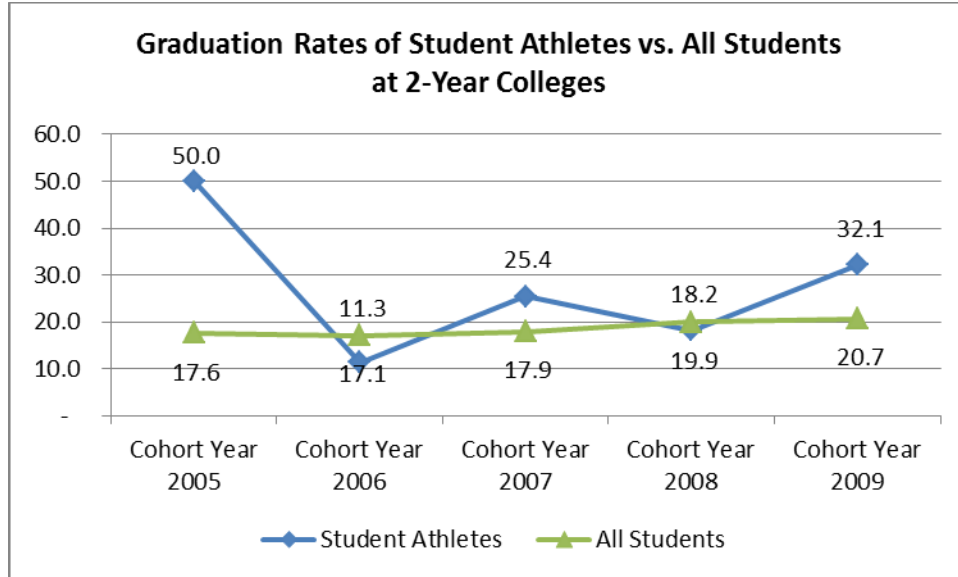
The following observations are based on Attachments 3-D and 3-E which provides graduation rates by institution type. The graduation rate calculations are based on the same methodology used in the Annual Report on Student Retention and Graduation. The only factors different are the use of the athlete table and fields in the AHEIS/SISDB (Arkansas Higher Education Information System/Student Information System Database). These fields identify whether or not the athlete was first-time entering, what sport they participated in, and whether or not the student received an athletic scholarship.

Graduation rates for 4-Year Universities are based on a cohort beginning in the fall semester of Academic Years of 2002 (2001 Fall), 2003 (2002 Fall), 2004 (2003 Fall), 2005 (2004 Fall), and 2006 (2005 Fall) and running for six years. Graduation rates for 2-Year Colleges are based on a cohort beginning in the fall semester of Academic Years of 2005 (2004 Fall), 2006 (2005 Fall), 2007 (2006 Fall), 2008 (2007 Fall), and 2009 (2008 Fall) and running for three years.

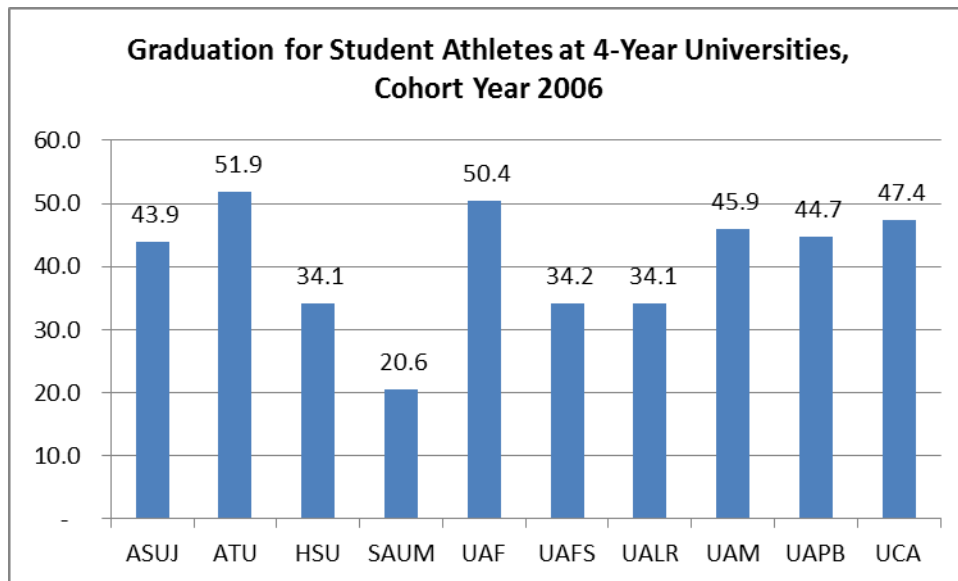
As the graph below illustrates, graduation rates for student athletes at 4-Year Universities are higher than that of all students by a range of 2.1 to 4.2 percentage points. Note how the patterns of both lines are very similar.



The graduation rates for student athletes at 2-Year Colleges have experienced great fluctuation over the five years reviewed. This is tempered by the fact that there are few student athletes attending 2-Year Colleges (rates based on small numbers tend to fluctuate more; 6 to 67 students in the cohorts shown below).



However, the graduation rates for student athletes at 2-Year Colleges are substantially higher than that of all students for the first and last cohort years. The rates for the middle three cohorts are somewhat similar.

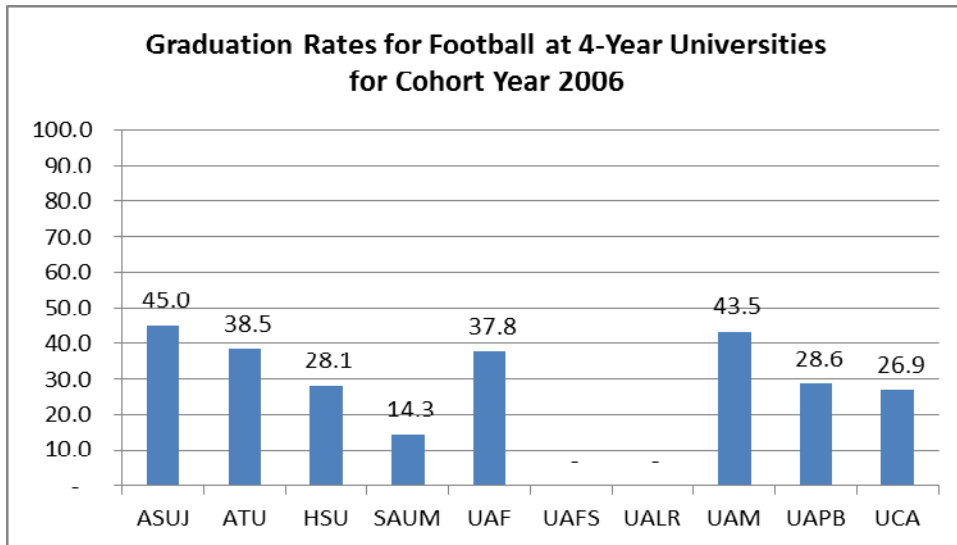
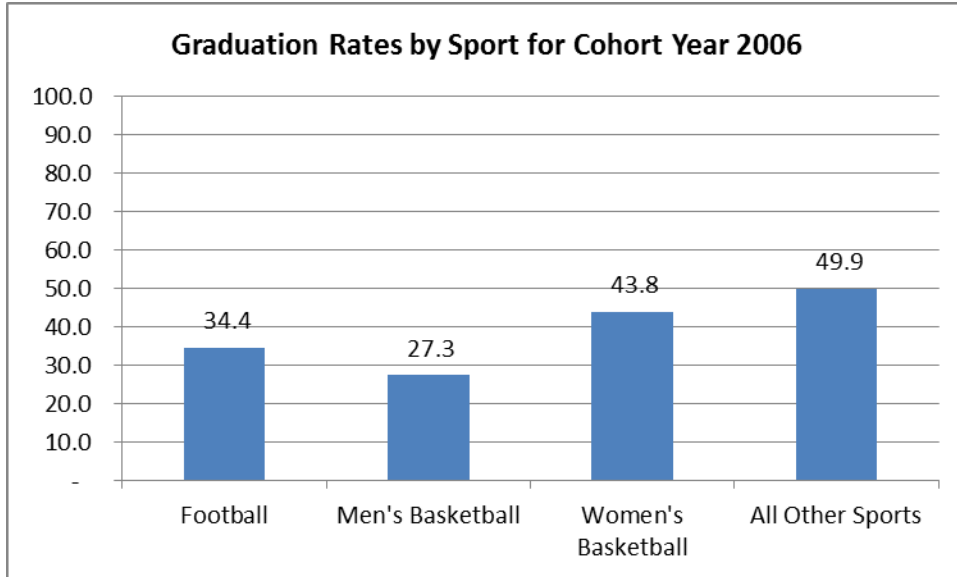


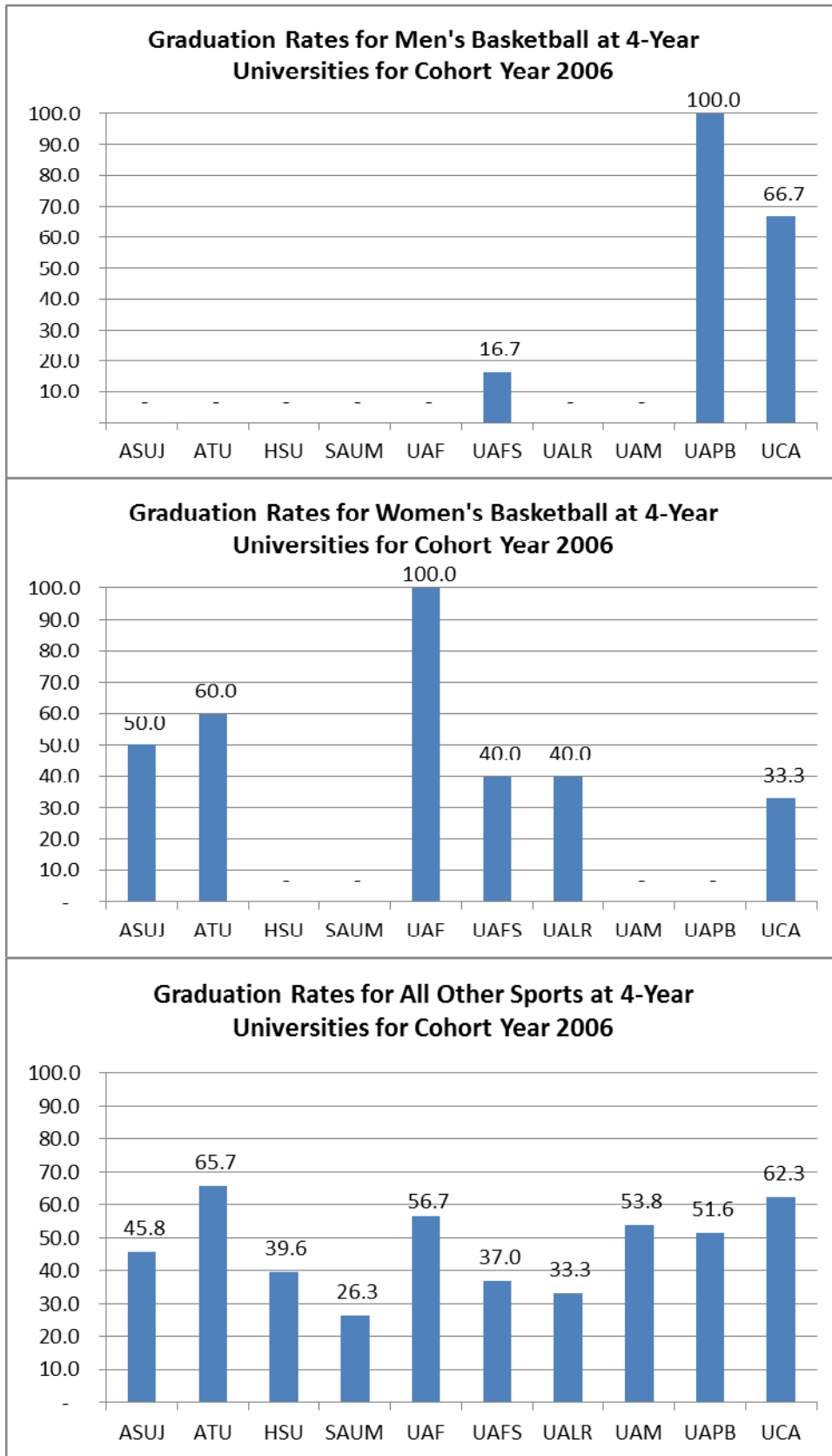
Based upon the above graph, the 4-Year Universities with the highest graduation rates for student athletes are Arkansas Tech University, the University of Arkansas Fayetteville (UAF), and the University of Central Arkansas (UCA).

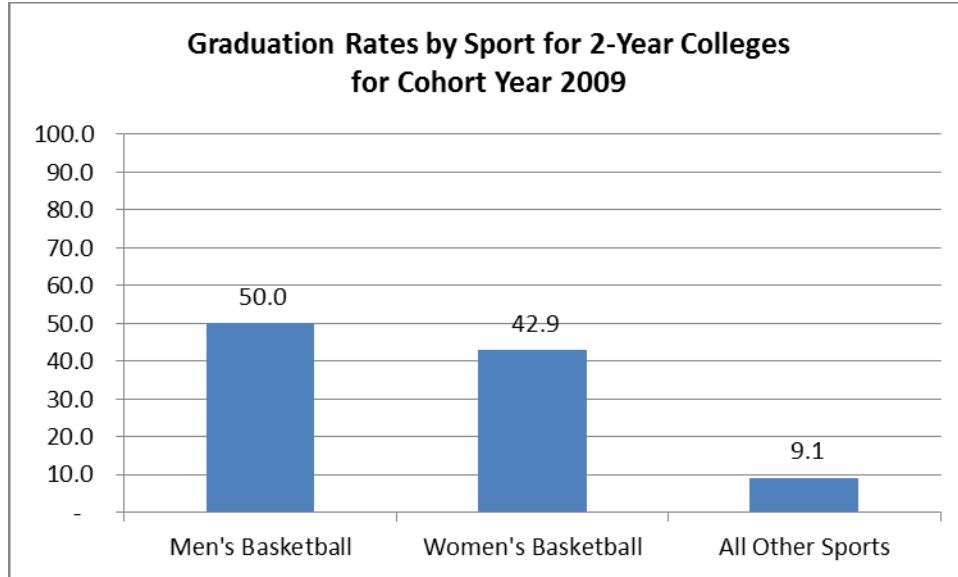
NAC (North Arkansas College) was the only 2-Year College with athletes for the Cohort Year 2009 – the graduation rate was 32.1 percent.

Graduation Rates by Sport

The graphs are based on Attachments 3-F and 3-G which provide graduation rates by sport.



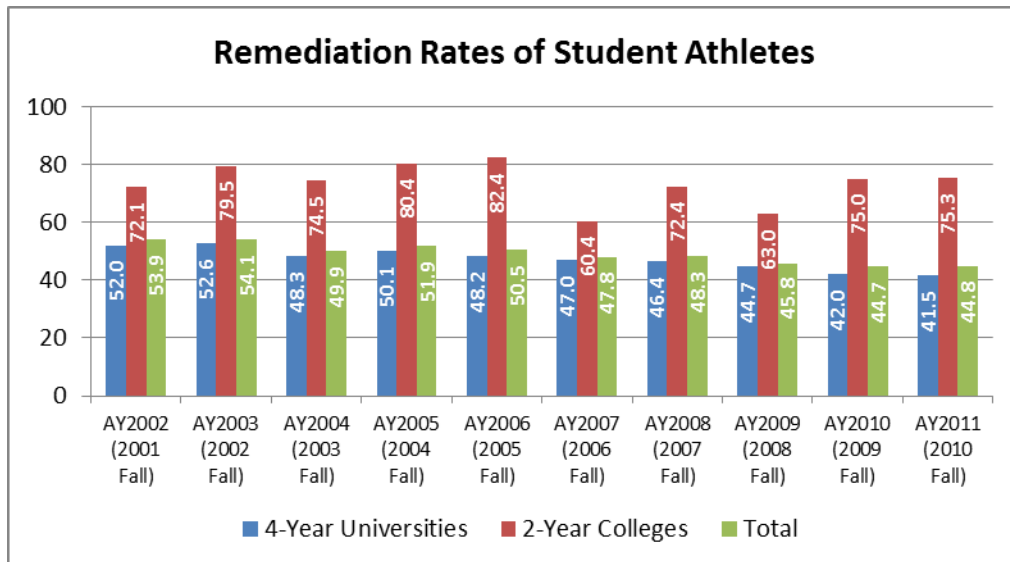


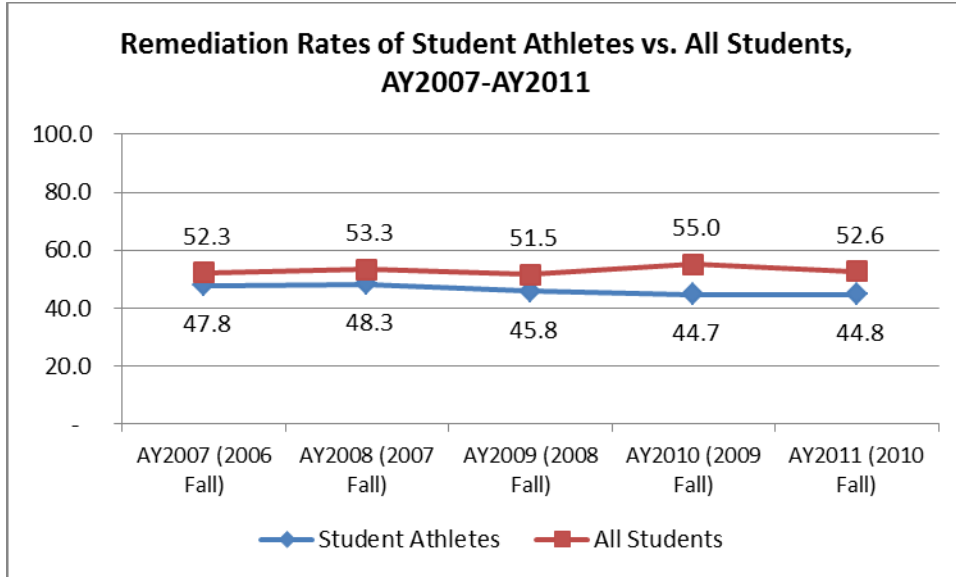


Note that in the above graph on 2-Year Colleges, NAC (North Arkansas College) is the only institution with student athletes in the cohort.

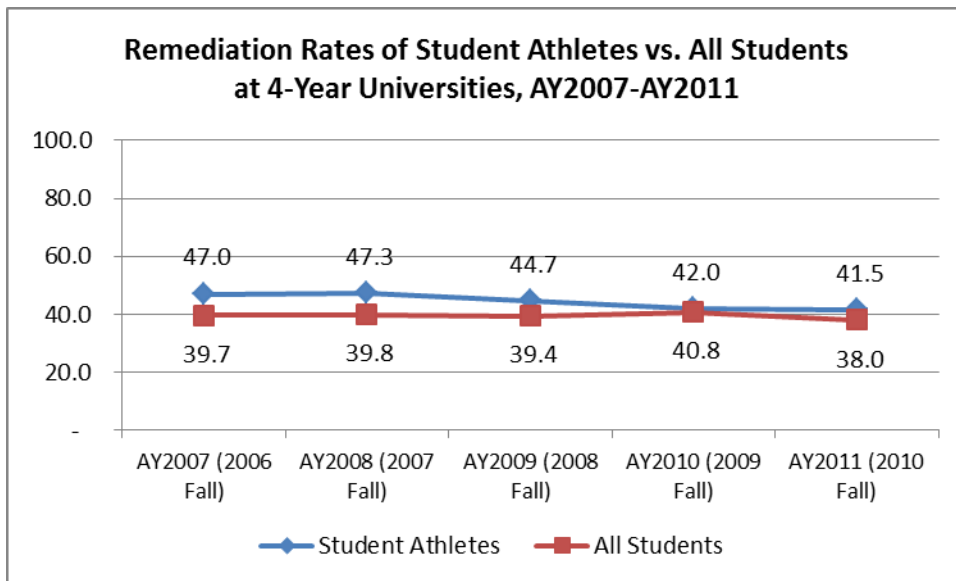
Remediation Rates of Student Athletes

This is the first time that ADHE has produced remediation rates for student athletes. The methodology used is the same as that as used in the regular remediation report except that we are counting student athletes only. Because athletic information is collected in an annual file (not a term file), the most recent remediation rate that can be produced is for the 2010 Fall term (AY2011). Remediation rates for student athletes have been provided in Attachment 3-H for Academic Years 2002 – 2011 (2001 Fall – 2010 Fall).

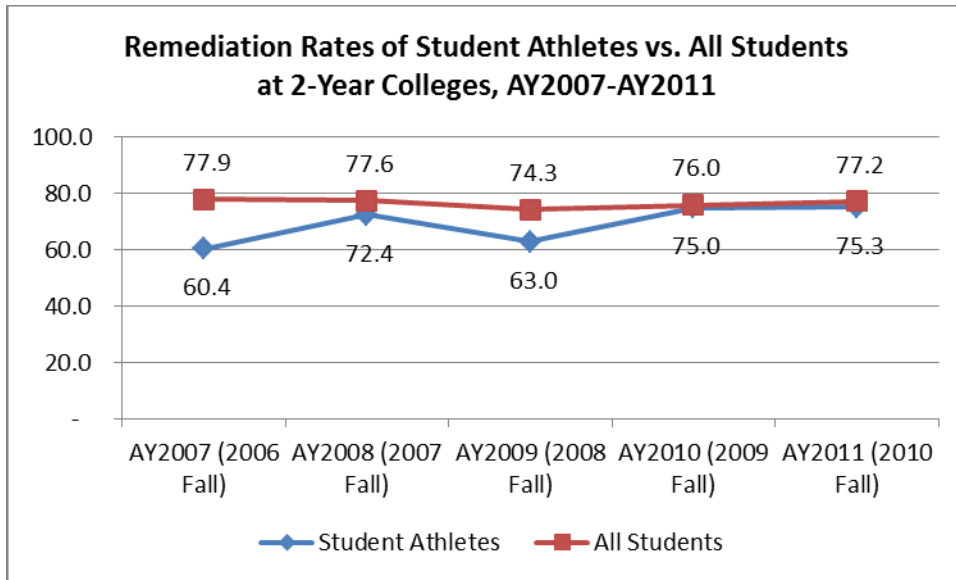




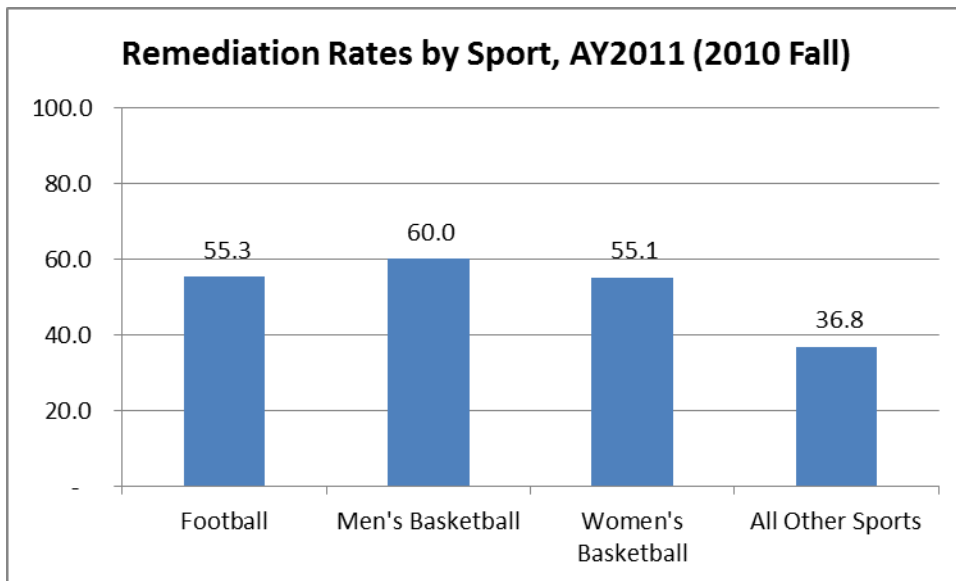
Overall, student athletes have lower remediation rates than all students. The difference ranges from a low of 4.5 percentage points in AY2007 to a high of 10.3 percentage points in AY2010.



A different situation is found at 4-Year Universities. Student athletes at 4-Year Universities have higher remediation rates than all students, with the difference ranging from a low of 1.2 percentage points in AY2010 to a high of 7.5 percentage points in AY2008.

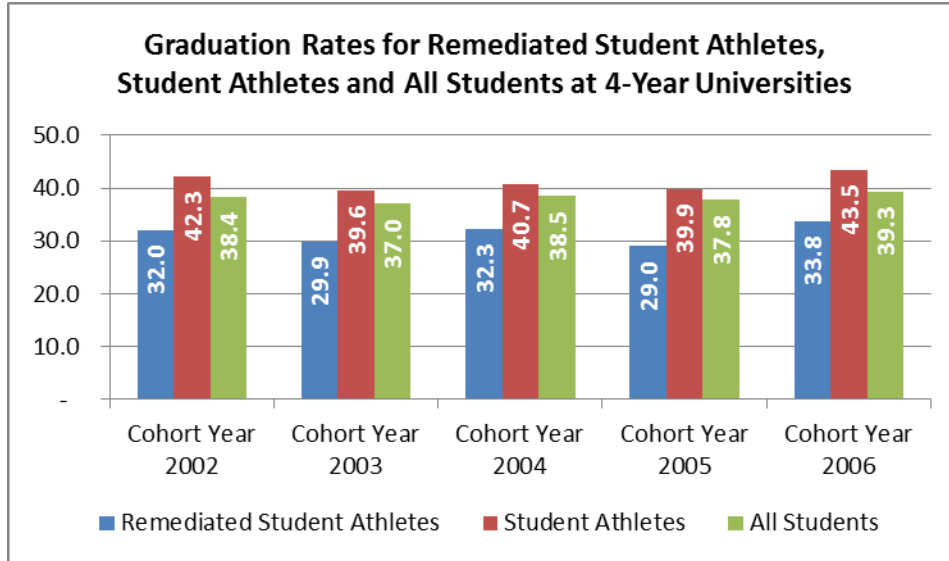


At 2-Year Colleges, student athletes have lower remediation rates than all students, with the difference ranging from a low of 1.0 percentage points in AY2010 to a high of 17.5 percentage points in AY2007.

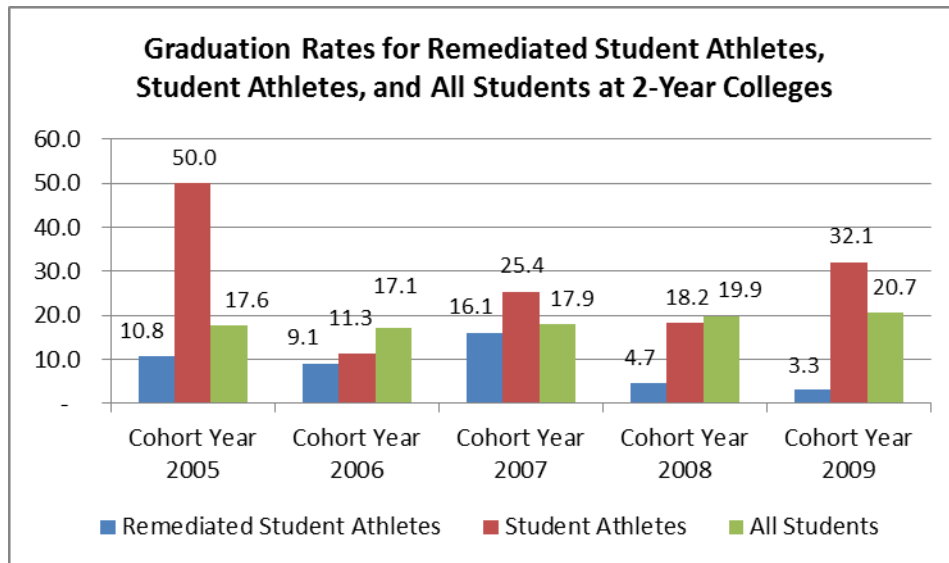


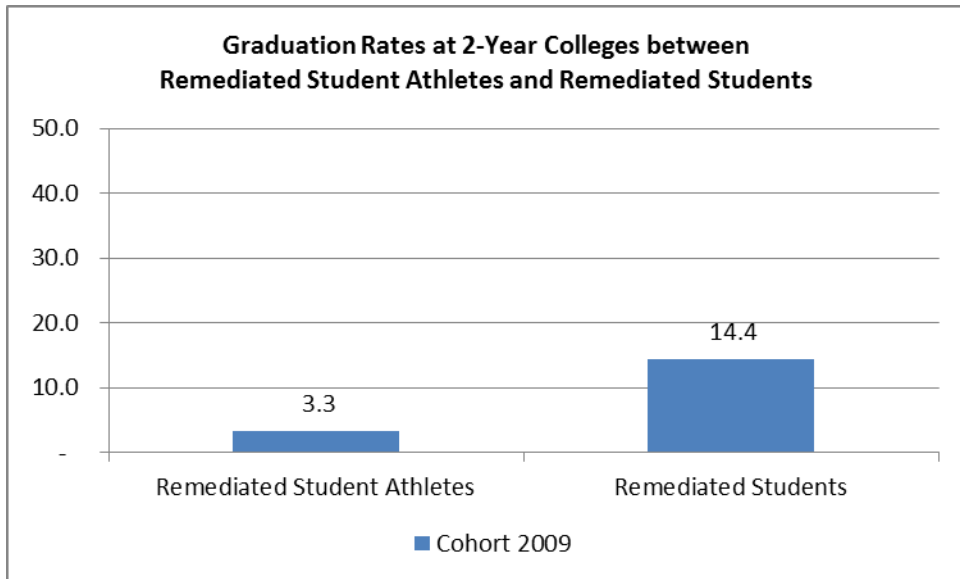
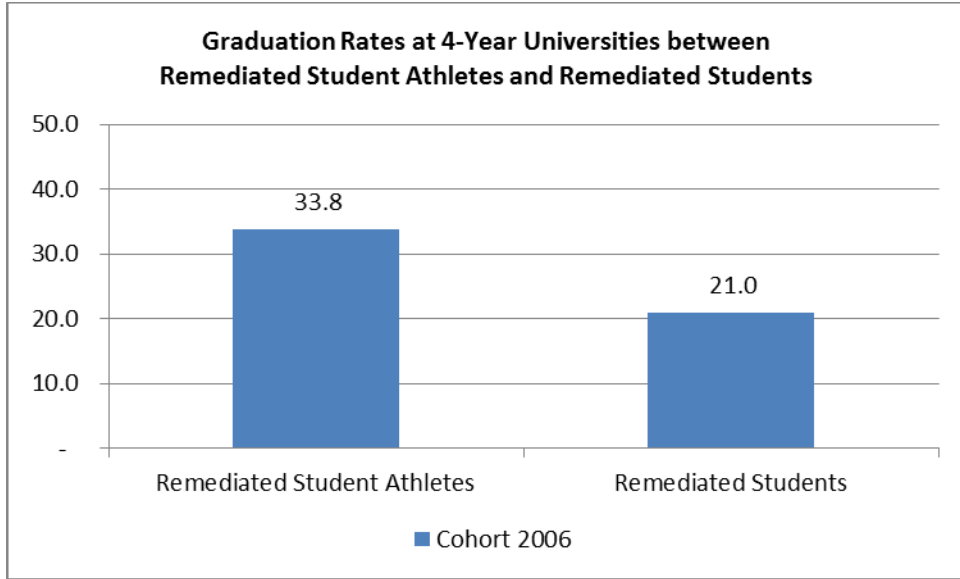
Graduation Rates of Remediated Student Athletes

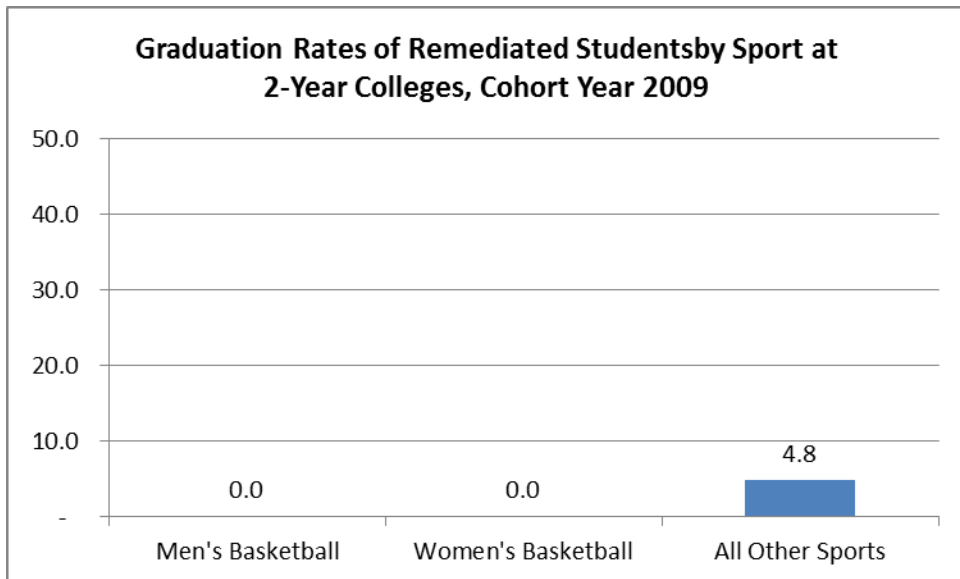
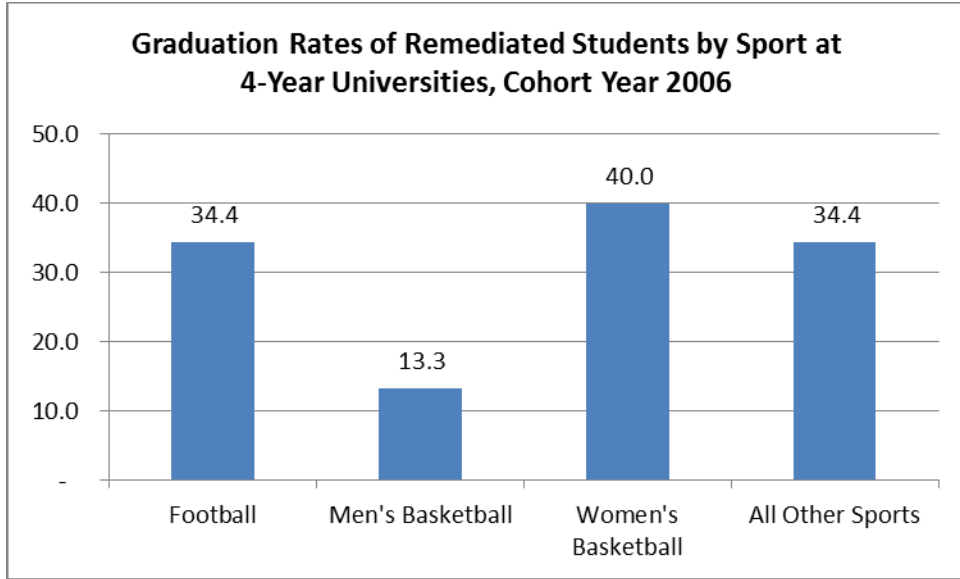
The following graph illustrates the graduation rates at 4-Year Universities for (1) Remediated Student Athletes, (2) All Student Athletes, and (3) All Students.



The following graph illustrates the graduation rates at 2-Year Colleges for (1) Remediated Student Athletes, (2) All Student Athletes, and (3) All Students.







Note that in the above graph for 2-Year Colleges, Men's Basketball had 3 students in the cohort with no graduates and Women's Basketball had 6 students in the cohort with no graduates. Football is not shown as it had no students in the cohort.

Athletic Participation at Arkansas Public Institutions of Higher Education

Academic Year 2007

Inst. Type	Institution	Not FTEF*	FTEF*	Total Athletes	Football	Men's Basketball	Women's Basketball	Baseball	Track	Golf	Swim	Tennis	Volleyball	Other Sports	Full Scholarship	Partial Scholarship	No Scholarship
1	ASUJ	257	97	354	126	17	16	35	71	21			15	44	137	91	126
1	ATU	177	88	265	118	22	15	45		20			15	17		187	69
1	HSU	218	84	302	120	18	14	36	15	17	36		16	22		182	117
1	SAUM	187	63	250	85	15	17	47	32	17			13	16		146	103
1	UAF	323	107	430	134	14	13	46	79	24	19	24	18	59	168	151	111
1	UAFS	46	52	98		15	13	26					14	30	42	38	18
1	UALR	129	48	177		16	15	31	42	19	14	17		15	26	135	16
1	UAM	139	46	185	92	11	11	21					13	25		152	33
1	UAPB	160	52	212	83	16	13	23	16			12		34	57	117	38
1	UCA	242	143	385	116	17	15	38	65	16		13	13	92	93	176	116
2	NAC	51	61	112		18	12	28						54			95
2	UACCM																
4-Year Universities		1,878	780	2,658	874	161	142	348	334	146	69	96	134	354	536	1,375	747
2-Year Colleges		53	67	120		18	12	28						54			103
Total		1,931	847	2,778	874	179	154	376	334	154	69	96	134	408	544	1,384	850
Percent		69.5%	30.5%	100.0%	31.5%	6.4%	5.5%	13.5%	12.0%	5.5%	2.5%	3.5%	4.8%	14.7%	19.6%	49.8%	30.6%

Academic Year 2008

Inst. Type	Institution	Not FTEF*	FTEF*	Total Athletes	Football	Men's Basketball	Women's Basketball	Baseball	Track	Golf	Swim	Tennis	Volleyball	Other Sports	Full Scholarship	Partial Scholarship	No Scholarship
1	ASUJ	237	81	318	116	15	16	37	58	19			13	35	147	101	70
1	ATU	205	94	299	139	33	15	41	11	16			15	20		225	74
1	HSU	224	127	351	152	17	17	47	20	16	37		14	22		225	123
1	SAUM	163	59	222	79	14	13	38	26	15			14	16	12	148	62
1	UAF	327	135	462	137	17	13	42	90	28	27	26	18	64	175	156	131
1	UAFS	52	44	96		12	12	30					13	29	36	43	17
1	UALR	132	49	181		15	14	31	46	20	14	14		18	27	132	22
1	UAM	140	40	180	80	15	15	23	10	11			12	14		126	53
1	UAPB	155	65	220	75	19	16	27	24			14	10	30	70	90	60
1	UCA	235	76	311	90	14	14	33	57	16			12	66	115	161	35
2	NAC	48	55	103		23	18	53							15		84
2	UACCM																
4-Year Universities		1,870	770	2,640	868	171	145	349	342	146	78	97	130	314	586	1,407	647
2-Year Colleges		57	55	112		23	18	53							15		93
Total		1,927	825	2,752	868	194	163	402	342	155	78	97	130	323	601	1,411	740
Percent		70.0%	30.0%	100.0%	31.5%	7.0%	5.9%	14.6%	12.4%	5.6%	2.8%	3.5%	4.7%	11.7%	21.8%	51.3%	26.9%

Academic Year 2009

Inst. Type	Institution	Not FTEF*	FTEF*	Total Athletes	Football	Men's Basketball	Women's Basketball	Baseball	Track	Golf	Swim	Tennis	Volleyball	Other Sports	Full Scholarship	Partial Scholarship	No Scholarship
1	ASUJ	231	98	329	125	14	15	38	58	19			16	37	137	109	83
1	ATU	198	78	276	126	17	13	41	11	19			17	24		207	69
1	HSU	236	94	330	121	17	17	41	25	17	48		14	21		174	152
1	SAUM	160	51	211	74	13	15	34	22	15			14	20		168	42
1	UAF	317	148	465	137	16	13	41	99	21	32	21	13	72	165	170	130
1	UAFS	54	37	91		14	12	26					11	28	38	48	
1	UALR	141	40	181		16	13	42	40	18	14		10	20	29	125	27
1	UAM	151	54	205	88	17	13	49					13	15		169	36
1	UAPB	186	69	255	88	19	16	34	33			18		33	84	88	83
1	UCA	233	114	347	99	15	14	35	63	18		10		93	54	237	56
2	NAC	72	28	100		22	16	57							19		72
4-Year Universities		1,907	783	2,690	858	158	141	381	356	139	94	85	115	363	512	1,495	683
2-Year Colleges		72	28	100		22	16	57							19		72
Total		1,979	811	2,790	858	180	157	438	356	139	94	85	115	368	531	1,504	755
Percent		70.9%	29.1%	100.0%	30.8%	6.5%	5.6%	15.7%	12.8%	5.0%	3.4%	3.0%	4.1%	13.2%	19.0%	53.9%	27.1%

Academic Year 2010

Inst. Type	Institution	Not FTEF*	FTEF*	Total Athletes	Football	Men's Basketball	Women's Basketball	Baseball	Track	Golf	Swim	Tennis	Volleyball	Other Sports	Full Scholarship	Partial Scholarship	No Scholarship
1	ASUJ	257	96	353	144	14	16	34	65	22			13	36	134	139	80
1	ATU	222	59	281	146	18	17	32		18		10	14	20		248	33
1	HSU	207	75	282	91	16	18	33	18	13	49		15	20		207	74
1	SAUM	173	54	227	81	16	18	39	19	14			13	20		169	58
1	UAF	321	143	464	138	17	14	39	94	22	36	23	15	66	185	147	132
1	UAFS	85	37	122		17	18	28					15	44		108	11
1	UALR	137	45	182		14	14	42	42	19	14		11	19	26	134	22
1	UAM	167	48	215	93	15	14	44		11			13	20		172	41
1	UAPB	165	66	231	74	18	17	34	28			12		31	73	92	66
1	UCA	261	99	360	96	15	14	35	84	17			12	79		296	58
2	NAC	111		114		19	13	72						10	16		92
4-Year Universities		1,995	722	2,717	863	160	160	360	361	144	99	85	130	355	430	1,712	575
2-Year Colleges		111		114		19	13	72						10	16		92
Total		2,106	725	2,831	863	179	173	432	361	144	99	85	130	365	446	1,718	667
Percent		74.4%	25.6%	100.0%	30.5%	6.3%	6.1%	15.3%	12.8%	5.1%	3.5%	3.0%	4.6%	12.9%	15.8%	60.7%	23.6%

Academic Year 2011

Inst. Type	Institution	Not FTEF*	FTEF*	Total Athletes	Football	Men's Basketball	Women's Basketball	Baseball	Track	Golf	Swim	Tennis	Volleyball	Other Sports	Full Scholarship	Partial Scholarship	No Scholarship
1	ASUJ	257	96	353	144	14	16	34	65	22			13	36	134	139	80
1	ATU	235	81	316	157	16	17	53		16		10	18	21		313	
1	HSU	205	87	292	90	17	16	41	17	16	56		11	20		214	77
1	SAUM	170	54	224	93	15	13	45	14	12			11	18		172	50
1	UAF	341	126	467	136	14	18	37	97	19	35	21	17	73	180	156	131
1	UAFS	111	25	136		16	15	34					18	53		114	21
1	UALR	128	46	174		14	14	36	40	18	15		11	26	25	131	18
1	UAM	174	68	242	119	11	15	38	11	15			15	18		187	54
1	UAPB	180	51	231	80	14	17	25	28				12	38	62	96	73
1	UCA	274	94	368	99	17	15	38	80	16			13	82	51	256	61
2	MSCC	13	23	36				36									36
2	NAC	50	65	115		18	10	73						14	10		99
4-Year Universities		2,075	728	2,803	918	148	156	381	360	142	106	68	139	385	457	1,778	568
2-Year Colleges		63	88	151		18	10	109						14	10		135
Total		2,138	816	2,954	918	166	166	490	360	142	106	68	139	399	467	1,784	703
Percent		72.4%	27.6%	100.0%	31.1%	5.6%	5.6%	16.6%	12.2%	4.8%	3.6%	2.3%	4.7%	13.5%	15.8%	60.4%	23.8%

NOTES: (1) FTEF means First-Time Entering Freshmen.
 (2) Counts of less than 10 are not shown due to FERPA.

Athletes Being Retained (Fall-to-Fall Retention) - 5 Years

Criteria Includes:

1. Students are First-Time Entering
2. Students are Degree-Seeking (2, 4, 6, 7, & 8)
3. Attend Status is Full-Time
4. Students are Undergraduate Non-High School Students

Academic Year (Student Cohort) selected = 2007 and review period includes from AY2007 to AY2012, the FALL Term Only.

#	Inst. Type	Institution	Enrolled AY2007	Enrolled AY2008	Percent Retained	Grads AY2007	Percent Grads	Year 1 Success	Enrolled AY2009	Percent Retained	Grads AY2008	Percent Grads	Year 2 Success	Enrolled AY2010	Percent Retained	Grads AY2009	Percent Grads	Year 3 Success	Enrolled AY2011	Percent Retained	Grads AY2010	Percent Grads	Year 4 Success	Enrolled AY2012	Percent Retained	Grads AY2011	Percent Grads	Year 5 Success
1	1	ASUJ	95	74	77.9%	-	0.0%	77.9%	58	61.1%	-	0.0%	61.1%	47	49.5%	3	3.2%	52.6%	36	37.9%	16	16.8%	54.7%	12	12.6%	23	24.2%	36.8%
2	1	ATU	88	58	65.9%	-	0.0%	65.9%	47	53.4%	-	0.0%	53.4%	44	50.0%	-	0.0%	50.0%	31	35.2%	13	14.8%	50.0%	14	15.9%	23	26.1%	42.0%
3	1	HSU	83	49	59.0%	-	0.0%	59.0%	38	45.8%	-	0.0%	45.8%	31	37.3%	1	1.2%	38.6%	16	19.3%	14	16.9%	36.1%	8	9.6%	9	10.8%	20.5%
4	1	SAUM	63	42	66.7%	-	0.0%	66.7%	28	44.4%	-	0.0%	44.4%	26	41.3%	-	0.0%	41.3%	20	31.7%	8	12.7%	44.4%	9	14.3%	10	15.9%	30.2%
5	1	UAF	101	81	80.2%	-	0.0%	80.2%	73	72.3%	-	0.0%	72.3%	65	64.4%	-	0.0%	64.4%	33	32.7%	23	22.8%	55.4%	17	16.8%	28	27.7%	44.6%
6	1	UAFS	50	37	74.0%	-	0.0%	74.0%	14	28.0%	11	22.0%	50.0%	13	26.0%	5	10.0%	36.0%	10	20.0%	4	8.0%	28.0%	3	6.0%	6	12.0%	18.0%
7	1	UALR	34	28	82.4%	-	0.0%	82.4%	25	73.5%	-	0.0%	73.5%	24	70.6%	-	0.0%	70.6%	15	44.1%	7	20.6%	64.7%	6	17.6%	9	26.5%	44.1%
8	1	UAM	45	19	42.2%	-	0.0%	42.2%	15	33.3%	2	4.4%	37.8%	13	28.9%	3	6.7%	35.6%	9	20.0%	5	11.1%	31.1%	2	4.4%	4	8.9%	13.3%
9	1	UAPB	51	37	72.5%	-	0.0%	72.5%	29	56.9%	-	0.0%	56.9%	24	47.1%	-	0.0%	47.1%	15	29.4%	8	15.7%	45.1%	7	13.7%	7	13.7%	27.5%
10	1	UCA	137	107	78.1%	-	0.0%	78.1%	77	56.2%	-	0.0%	56.2%	63	46.0%	-	0.0%	46.0%	35	25.5%	22	16.1%	41.6%	10	7.3%	38	27.7%	35.0%
11	2	NAC	47	26	55.3%	-	0.0%	55.3%	7	14.9%	6	12.8%	27.7%	1	2.1%	8	17.0%	19.1%	-	0.0%	1	2.1%	2.1%	-	0.0%	-	0.0%	0.0%
12	2	UACCM	4	2	50.0%	-	0.0%	50.0%	1	25.0%	1	25.0%	50.0%	1	25.0%	1	25.0%	50.0%	-	0.0%	-	0.0%	0.0%	-	0.0%	-	0.0%	0.0%
4-Year Universities			747	532	71.2%	-	0.0%	71.2%	404	54.1%	13	1.7%	55.8%	350	46.9%	12	1.6%	48.5%	220	29.5%	120	16.1%	45.5%	88	11.8%	157	21.0%	32.8%
2-Year Colleges			51	28	54.9%	-	0.0%	54.9%	9	17.6%	7	13.7%	31.4%	2	3.9%	9	17.6%	21.6%	-	0.0%	1	2.0%	2.0%	-	0.0%	-	0.0%	0.0%
Grand Total			798	560	70.2%	-	0.0%	70.2%	413	51.8%	20	2.5%	54.3%	352	44.1%	21	2.6%	46.7%	220	27.6%	121	15.2%	42.7%	88	11.0%	157	19.7%	30.7%

Athletes Being Retained (Fall-to-Fall Retention) - 4 Years

Criteria Includes:

1. Students are First-Time Entering
2. Students are Degree-Seeking (2, 4, 6, 7, & 8)
3. Attend Status is Full-Time
4. Students are Undergraduate Non-High School Students

Academic Year (Student Cohort) selected = 2008 and review period includes from AY2008 to AY2013, the FALL Term Only.

#	Inst. Type	Institution	Enrolled AY2008	Enrolled AY2009	Percent Retained	Grads AY2008	Percent Grads	Year 1 Success	Enrolled AY2010	Percent Retained	Grads AY2009	Percent Grads	Year 2 Success	Enrolled AY2011	Percent Retained	Grads AY2010	Percent Grads	Year 3 Success	Enrolled AY2012	Percent Retained	Grads AY2011	Percent Grads	Year 4 Success
1	1	ASUJ	80	63	78.8%	-	0.0%	78.8%	51	63.8%	-	0.0%	63.8%	47	58.8%	3	3.8%	62.5%	32	40.0%	13	16.3%	56.3%
2	1	ATU	93	65	69.9%	-	0.0%	69.9%	50	53.8%	-	0.0%	53.8%	46	49.5%	-	0.0%	49.5%	29	31.2%	13	14.0%	45.2%
3	1	HSU	123	67	54.5%	-	0.0%	54.5%	44	35.8%	-	0.0%	35.8%	36	29.3%	1	0.8%	30.1%	25	20.3%	12	9.8%	30.1%
4	1	SAUM	58	38	65.5%	-	0.0%	65.5%	33	56.9%	-	0.0%	56.9%	28	48.3%	1	1.7%	50.0%	18	31.0%	8	13.8%	44.8%
5	1	UAF	129	104	80.6%	-	0.0%	80.6%	86	66.7%	-	0.0%	66.7%	76	58.9%	3	2.3%	61.2%	42	32.6%	25	19.4%	51.9%
6	1	UAFS	43	32	74.4%	-	0.0%	74.4%	18	41.9%	13	30.2%	72.1%	19	44.2%	4	9.3%	53.5%	11	25.6%	4	9.3%	34.9%
7	1	UALR	34	27	79.4%	-	0.0%	79.4%	21	61.8%	-	0.0%	61.8%	21	61.8%	-	0.0%	61.8%	12	35.3%	8	23.5%	58.8%
8	1	UAM	40	22	55.0%	-	0.0%	55.0%	16	40.0%	1	2.5%	42.5%	12	30.0%	1	2.5%	32.5%	6	15.0%	5	12.5%	27.5%
9	1	UAPB	63	52	82.5%	-	0.0%	82.5%	44	69.8%	-	0.0%	69.8%	39	61.9%	-	0.0%	61.9%	29	46.0%	6	9.5%	55.6%
10	1	UCA	62	50	80.6%	-	0.0%	80.6%	41	66.1%	-	0.0%	66.1%	35	56.5%	1	1.6%	58.1%	20	32.3%	17	27.4%	59.7%
11	2	NAC	55	33	60.0%	-	0.0%	60.0%	10	18.2%	4	7.3%	25.5%	3	5.5%	9	16.4%	21.8%	-	0.0%	-	0.0%	0.0%
4-Year Universities			725	520	71.7%	-	0.0%	71.7%	404	55.7%	14	1.9%	57.7%	359	49.5%	14	1.9%	51.4%	224	30.9%	111	15.3%	46.2%
2-Year Colleges			55	33	60.0%	-	0.0%	61.8%	10	18.2%	4	7.3%	25.5%	3	5.5%	9	16.4%	21.8%	-	0.0%	-	0.0%	0.0%
Grand Total			780	553	70.9%	-	0.0%	71.0%	414	53.1%	18	2.3%	55.4%	362	46.4%	23	2.9%	49.4%	224	28.7%	111	14.2%	42.9%

Athletes Being Retained (Fall-to-Fall Retention) - 3 Years

Criteria Includes:

1. Students are First-Time Entering
2. Students are Degree-Seeking (2, 4, 6, 7, & 8)
3. Attend Status is Full-Time
4. Students are Undergraduate Non-High School Students

Academic Year (Student Cohort) selected = 2009 and review period includes from AY2009 to AY2014, the FALL Term Only.

#	Inst. Type	Institution	Enrolled AY2009	Enrolled AY2010	Percent Retained	Grads AY2009	Percent Grads	Year 1 Success	Enrolled AY2011	Percent Retained	Grads AY2010	Percent Grads	Year 2 Success	Enrolled AY2012	Percent Retained	Grads AY2011	Percent Grads	Year 3 Success
1	1	ASUJ	92	78	84.8%	-	0.0%	84.8%	57	62.0%	-	0.0%	62.0%	53	57.6%	4	4.3%	62.0%
2	1	ATU	78	55	70.5%	-	0.0%	70.5%	40	51.3%	-	0.0%	51.3%	34	43.6%	-	0.0%	43.6%
3	1	HSU	91	45	49.5%	-	0.0%	49.5%	40	44.0%	-	0.0%	44.0%	37	40.7%	-	0.0%	40.7%
4	1	SAUM	50	37	74.0%	-	0.0%	74.0%	29	58.0%	-	0.0%	58.0%	27	54.0%	1	2.0%	56.0%
5	1	UAF	138	115	83.3%	-	0.0%	83.3%	98	71.0%	-	0.0%	71.0%	87	63.0%	1	0.7%	63.8%
6	1	UAFS	35	22	62.9%	-	0.0%	62.9%	16	45.7%	-	0.0%	45.7%	13	37.1%	2	5.7%	42.9%
7	1	UALR	28	22	78.6%	-	0.0%	78.6%	17	60.7%	-	0.0%	60.7%	16	57.1%	-	0.0%	57.1%
8	1	UAM	54	28	51.9%	-	0.0%	51.9%	21	38.9%	2	3.7%	42.6%	22	40.7%	1	1.9%	42.6%
9	1	UAPB	66	52	78.8%	-	0.0%	78.8%	39	59.1%	-	0.0%	59.1%	39	59.1%	-	0.0%	59.1%
10	1	UCA	111	93	83.8%	-	0.0%	83.8%	80	72.1%	-	0.0%	72.1%	80	72.1%	27	24.3%	96.4%
4-Year Universities			743	547	73.6%	-	0.0%	73.6%	437	58.8%	2	0.3%	59.1%	408	54.9%	36	4.8%	59.8%
2-Year Colleges			-	-	0.0%	-	0.0%	0.0%	-	0.0%	-	0.0%	0.0%	-	0.0%	-	0.0%	0.0%
Grand Total			743	547	73.6%	-	0.0%	73.6%	437	58.8%	2	0.3%	59.1%	408	54.9%	36	4.8%	59.8%

Athletes Being Retained (Fall-to-Fall Retention) - 2 Years

Criteria Includes:

1. Students are First-Time Entering
2. Students are Degree-Seeking (2, 4, 6, 7, & 8)
3. Attend Status is Full-Time
4. Students are Undergraduate Non-High School Students

Academic Year (Student Cohort) selected = 2010 and review period includes from AY2010 to AY2015, the FALL Term Only.

#	Inst. Type	Institution	Enrolled AY2010	Enrolled AY2011	Percent Retained	Grads AY2010	Percent Grads	Year 1 Success	Enrolled AY2012	Percent Retained	Grads AY2011	Percent Grads	Year 2 Success
1	1	ASUJ	-	-	0.0%	-	0.0%	0.0%	-	0.0%	-	0.0%	0.0%
2	1	ATU	59	44	74.6%	-	0.0%	74.6%	37	62.7%	-	0.0%	62.7%
3	1	HSU	75	50	66.7%	-	0.0%	66.7%	40	53.3%	-	0.0%	53.3%
4	1	SAUM	53	31	58.5%	-	0.0%	58.5%	21	39.6%	-	0.0%	39.6%
5	1	UAF	134	112	83.6%	-	0.0%	83.6%	98	73.1%	-	0.0%	73.1%
6	1	UAFS	36	28	77.8%	-	0.0%	77.8%	20	55.6%	2	5.6%	61.1%
7	1	UALR	31	26	83.9%	-	0.0%	83.9%	20	64.5%	-	0.0%	64.5%
8	1	UAM	47	26	55.3%	-	0.0%	55.3%	24	51.1%	1	2.1%	53.2%
9	1	UAPB	64	43	67.2%	-	0.0%	67.2%	32	50.0%	-	0.0%	50.0%
10	1	UCA	97	83	85.6%	-	0.0%	85.6%	64	66.0%	1	1.0%	67.0%
4-Year Universities			596	443	74.3%	-	0.0%	74.3%	356	59.7%	4	0.7%	60.4%
2-Year Colleges			-	-	0.0%	-	0.0%	0.0%	-	0.0%	-	0.0%	0.0%
Grand Total			596	443	74.3%	-	0.0%	74.3%	356	59.7%	4	0.7%	60.4%

Athletes Being Retained (Fall-to-Fall Retention) - 1 Year

Criteria Includes:

1. Students are First-Time Entering
2. Students are Degree-Seeking (2, 4, 6, 7, & 8)
3. Attend Status is Full-Time
4. Students are Undergraduate Non-High School Students

Academic Year (Student Cohort) selected = 2011 and review period includes from AY2011 to AY2016, the FALL Term Only.

#	Inst. Type	Institution	Enrolled AY2011	Enrolled AY2012	Percent Retained	Grads AY2011	Percent Grads	Year 1 Success
1	1	ASUJ	93	79	84.9%	-	0.0%	84.9%
2	1	ATU	80	51	63.8%	-	0.0%	63.8%
3	1	HSU	87	60	69.0%	-	0.0%	69.0%
4	1	SAUM	52	36	69.2%	-	0.0%	69.2%
5	1	UAF	118	96	81.1%	-	0.0%	83.1%
6	1	UAFS	25	17	68.0%	-	0.0%	68.0%
7	1	UALR	36	26	72.2%	-	0.0%	72.2%
8	1	UAM	68	30	44.1%	-	0.0%	44.1%
9	1	UAPB	51	34	66.7%	-	0.0%	66.7%
10	1	UCA	92	74	80.4%	-	0.0%	80.4%
11	2	MSCC	22	9	40.9%	-	0.0%	40.9%
12	2	NAC	55	32	58.2%	1	1.8%	60.0%
4-Year Universities			702	505	71.9%	-	0.0%	71.9%
2-Year Colleges			77	41	53.2%	1	1.3%	54.5%
Grand Total			779	546	70.1%	1	0.1%	70.2%

Remediated Athletes Being Retained (Fall-to-Fall Retention) - 5 Years

Criteria Includes:

1. Students are First-Time Entering
2. Students are Degree-Seeking (2, 4, & 6)
3. Students are Undergraduate Non-High School Students
4. Students are in need of Remedial/Developmental Assistance

Academic Year (Student Cohort) selected = 2007 and review period includes from AY2007 to AY2012, the FALL Term Only.

#	Inst. Type	Institution	Enrolled AY2007	Enrolled AY2008	Percent Retained	Grads AY2007	Percent Grads	Year 1 Success	Enrolled AY2009	Percent Retained	Grads AY2008	Percent Grads	Year 2 Success	Enrolled AY2010	Percent Retained	Grads AY2009	Percent Grads	Year 3 Success	Enrolled AY2011	Percent Retained	Grads AY2010	Percent Grads	Year 4 Success	Enrolled AY2012	Percent Retained	Grads AY2011	Percent Grads	Year 5 Success
1	1	ASUJ	55	40	72.7%	-	0.0%	72.7%	29	52.7%	-	0.0%	52.7%	23	41.8%	-	0.0%	41.8%	18	32.7%	-	0.0%	40.0%	6	10.9%	12	21.8%	32.7%
2	1	ATU	41	23	56.1%	-	0.0%	56.1%	16	39.0%	-	0.0%	39.0%	13	31.7%	-	0.0%	31.7%	14	34.1%	-	0.0%	34.1%	7	17.1%	10	24.4%	41.5%
3	1	HSU	36	21	58.3%	-	0.0%	58.3%	14	38.9%	-	0.0%	38.9%	8	22.2%	-	0.0%	22.2%	7	19.4%	1	2.8%	22.2%	4	11.1%	4	11.1%	22.2%
4	1	SAUM	27	16	59.3%	-	0.0%	59.3%	10	37.0%	-	0.0%	37.0%	8	29.6%	-	0.0%	29.6%	9	33.3%	-	0.0%	33.3%	6	22.2%	4	14.8%	37.0%
5	1	UAF	43	33	76.7%	-	0.0%	76.7%	31	72.1%	-	0.0%	72.1%	28	65.1%	-	0.0%	65.1%	14	32.6%	4	9.3%	41.9%	4	9.3%	12	27.9%	37.2%
6	1	UAFS	24	15	62.5%	-	0.0%	62.5%	6	25.0%	2	8.3%	33.3%	5	20.8%	5	20.8%	41.7%	5	20.8%	-	0.0%	20.8%	2	8.3%	3	12.5%	20.8%
7	1	UALR	10	7	70.0%	-	0.0%	70.0%	6	60.0%	-	0.0%	60.0%	5	50.0%	-	0.0%	50.0%	3	30.0%	1	10.0%	40.0%	1	10.0%	2	20.0%	30.0%
8	1	UAM	28	10	35.7%	-	0.0%	35.7%	8	28.6%	-	0.0%	28.6%	6	21.4%	1	3.6%	25.0%	6	21.4%	-	0.0%	21.4%	2	7.1%	2	7.1%	14.3%
9	1	UAPB	38	27	71.1%	-	0.0%	71.1%	22	57.9%	-	0.0%	57.9%	19	50.0%	-	0.0%	50.0%	14	36.8%	5	13.2%	50.0%	7	18.4%	5	13.2%	31.6%
10	1	UCA	50	41	82.0%	-	0.0%	82.0%	27	54.0%	-	0.0%	54.0%	22	44.0%	-	0.0%	44.0%	12	24.0%	8	16.0%	40.0%	3	6.0%	11	22.0%	28.0%
11	2	NAC	25	13	52.0%	-	0.0%	52.0%	5	20.0%	-	0.0%	20.0%	1	4.0%	3	12.0%	16.0%	-	0.0%	1	4.0%	4.0%	-	0.0%	-	0.0%	0.0%
12	2	UACCM	4	2	50.0%	-	0.0%	50.0%	1	25.0%	1	25.0%	50.0%	1	25.0%	1	25.0%	50.0%	-	0.0%	-	0.0%	0.0%	-	0.0%	-	0.0%	0.0%
4-Year Universities			352	233	66.2%	-	0.0%	66.2%	169	48.0%	2	0.6%	48.6%	137	38.9%	6	1.7%	40.6%	102	29.0%	23	6.5%	35.5%	42	11.9%	65	18.5%	30.4%
2-Year Colleges			29	15	51.7%	-	0.0%	51.7%	7	24.1%	1	3.4%	27.6%	2	6.9%	4	13.8%	20.7%	-	0.0%	1	3.4%	3.4%	-	0.0%	-	0.0%	0.0%
Grand Total			381	248	65.1%	-	0.0%	65.1%	176	46.2%	3	0.8%	47.0%	139	36.5%	10	2.6%	39.1%	102	26.8%	24	6.3%	33.1%	42	11.0%	65	17.1%	28.1%

Remediated Athletes Being Retained (Fall-to-Fall Retention) - 4 Years

Criteria Includes:

1. Students are First-Time Entering
2. Students are Degree-Seeking (2, 4, & 6)
3. Students are Undergraduate Non-High School Students
4. Students are in need of Remedial/Developmental Assistance

Academic Year (Student Cohort) selected = 2008 and review period includes from AY2008 to AY2013, the FALL Term Only.

#	Inst. Type	Institution	Enrolled AY2008	Enrolled AY2009	Percent Retained	Grads AY2008	Percent Grads	Year 1 Success	Enrolled AY2010	Percent Retained	Grads AY2009	Percent Grads	Year 2 Success	Enrolled AY2011	Percent Retained	Grads AY2010	Percent Grads	Year 3 Success	Enrolled AY2012	Percent Retained	Grads AY2011	Percent Grads	Year 4 Success
1	1	ASUJ	36	27	75.0%	-	0.0%	75.0%	19	52.8%	-	0.0%	52.8%	18	50.0%	1	2.8%	52.8%	11	30.6%	4	11.1%	41.7%
2	1	ATU	39	23	59.0%	-	0.0%	59.0%	14	35.9%	-	0.0%	35.9%	13	33.3%	-	0.0%	33.3%	11	28.2%	2	5.1%	33.3%
3	1	HSU	56	24	42.9%	-	0.0%	42.9%	15	26.8%	-	0.0%	26.8%	11	19.6%	-	0.0%	19.6%	8	14.3%	3	5.4%	19.6%
4	1	SAUM	28	14	50.0%	-	0.0%	50.0%	14	50.0%	-	0.0%	50.0%	14	50.0%	-	0.0%	50.0%	11	39.3%	1	3.6%	42.9%
5	1	UAF	39	28	71.8%	-	0.0%	71.8%	24	61.5%	-	0.0%	61.5%	22	56.4%	-	0.0%	56.4%	12	30.8%	4	10.3%	41.0%
6	1	UAFS	22	17	77.3%	-	0.0%	77.3%	7	31.8%	5	22.7%	54.5%	7	31.8%	2	9.1%	40.9%	2	9.1%	2	9.1%	18.2%
7	1	UALR	14	9	64.3%	-	0.0%	64.3%	7	50.0%	-	0.0%	50.0%	6	42.9%	-	0.0%	42.9%	3	21.4%	3	21.4%	42.9%
8	1	UAM	24	10	41.7%	-	0.0%	41.7%	7	29.2%	-	0.0%	29.2%	6	25.0%	-	0.0%	25.0%	5	20.8%	-	0.0%	20.8%
9	1	UAPB	50	39	78.0%	-	0.0%	78.0%	36	72.0%	-	0.0%	72.0%	31	62.0%	-	0.0%	62.0%	24	48.0%	4	8.0%	56.0%
10	1	UCA	25	20	80.0%	-	0.0%	80.0%	13	52.0%	-	0.0%	52.0%	13	52.0%	-	0.0%	52.0%	8	32.0%	5	20.0%	52.0%
11	2	NAC	38	19	50.0%	-	0.0%	50.0%	6	15.8%	-	0.0%	15.8%	2	5.3%	4	10.5%	15.8%	-	0.0%	-	0.0%	0.0%
4-Year Universities			333	211	63.4%	-	0.0%	63.4%	156	46.8%	5	1.5%	48.3%	141	42.3%	3	0.9%	43.2%	95	28.5%	28	8.4%	36.9%
2-Year Colleges			38	19	50.0%	-	0.0%	52.6%	6	15.8%	-	0.0%	15.8%	2	5.3%	4	10.5%	15.8%	-	0.0%	-	0.0%	0.0%
Grand Total			371	230	62.0%	-	0.0%	62.3%	162	43.7%	5	1.3%	45.0%	143	38.5%	7	1.9%	40.4%	95	26.6%	28	7.5%	33.2%

Remediated Athletes Being Retained (Fall-to-Fall Retention) - 3 Years

Criteria Includes:

1. Students are First-Time Entering
2. Students are Degree-Seeking (2, 4, & 6)
3. Students are Undergraduate Non-High School Students
4. Students are in need of Remedial/Developmental Assistance

Academic Year (Student Cohort) selected = 2009 and review period includes from AY2009 to AY2014, the FALL Term Only.

#	Inst. Type	Institution	Enrolled AY2009	Enrolled AY2010	Percent Retained	Grads AY2009	Percent Grads	Year 1 Success	Enrolled AY2011	Percent Retained	Grads AY2010	Percent Grads	Year 2 Success	Enrolled AY2012	Percent Retained	Grads AY2011	Percent Grads	Year 3 Success
1	1	ASUJ	31	28	90.3%	-	0.0%	90.3%	20	64.5%	-	0.0%	64.5%	17	54.8%	-	0.0%	54.8%
2	1	ATU	35	22	62.9%	-	0.0%	62.9%	17	48.6%	-	0.0%	48.6%	15	42.9%	-	0.0%	42.9%
3	1	HSU	44	16	36.4%	-	0.0%	36.4%	14	31.8%	-	0.0%	31.8%	12	27.3%	-	0.0%	27.3%
4	1	SAUM	24	16	66.7%	-	0.0%	66.7%	13	54.2%	-	0.0%	54.2%	10	41.7%	-	0.0%	41.7%
5	1	UAF	50	44	88.0%	-	0.0%	88.0%	36	72.0%	-	0.0%	72.0%	31	62.0%	-	0.0%	62.0%
6	1	UAFS	16	8	50.0%	-	0.0%	50.0%	5	31.3%	-	0.0%	31.3%	5	31.3%	1	6.3%	37.5%
7	1	UALR	16	14	87.5%	-	0.0%	87.5%	10	62.5%	-	0.0%	62.5%	9	56.3%	-	0.0%	56.3%
8	1	UAM	30	12	40.0%	-	0.0%	40.0%	5	16.7%	-	0.0%	16.7%	7	23.3%	-	0.0%	23.3%
9	1	UAPB	51	38	74.5%	-	0.0%	74.5%	29	56.9%	-	0.0%	56.9%	29	56.9%	-	0.0%	56.9%
10	1	UCA	36	29	80.6%	-	0.0%	80.6%	26	72.2%	-	0.0%	72.2%	26	72.2%	6	16.7%	88.9%
4-Year Universities			333	227	68.2%	-	0.0%	68.2%	175	52.6%	-	0.0%	52.6%	161	48.3%	7	2.1%	50.5%
2-Year Colleges			-	-	0.0%	-	0.0%	0.0%	-	0.0%	-	0.0%	0.0%	-	0.0%	-	0.0%	0.0%
Grand Total			333	227	68.2%	-	0.0%	68.2%	175	52.6%	-	0.0%	52.6%	161	48.3%	7	2.1%	50.5%

Remediated Athletes Being Retained (Fall-to-Fall Retention) - 2 Years

Criteria Includes:

1. Students are First-Time Entering
2. Students are Degree-Seeking (2, 4, & 6)
3. Students are Undergraduate Non-High School Students
4. Students are in need of Remedial/Developmental Assistance

Academic Year (Student Cohort) selected = 2010 and review period includes from AY2010 to AY2015, the FALL Term Only.

#	Inst. Type	Institution	Enrolled AY2010	Enrolled AY2011	Percent Retained	Grads AY2010	Percent Grads	Year 1 Success	Enrolled AY2012	Percent Retained	Grads AY2011	Percent Grads	Year 2 Success
1	1	ASUJ	-	-	0.0%	-	0.0%	0.0%	-	0.0%	-	0.0%	0.0%
2	1	ATU	15	10	66.7%	-	0.0%	66.7%	7	46.7%	-	0.0%	46.7%
3	1	HSU	36	22	61.1%	-	0.0%	61.1%	16	44.4%	-	0.0%	44.4%
4	1	SAUM	23	14	60.9%	-	0.0%	60.9%	8	34.8%	-	0.0%	34.8%
5	1	UAF	47	42	89.4%	-	0.0%	89.4%	35	74.5%	-	0.0%	74.5%
6	1	UAFS	15	12	80.0%	-	0.0%	80.0%	8	53.3%	1	6.7%	60.0%
7	1	UALR	8	6	75.0%	-	0.0%	75.0%	4	50.0%	-	0.0%	50.0%
8	1	UAM	24	13	54.2%	-	0.0%	54.2%	12	50.0%	1	4.2%	54.2%
9	1	UAPB	52	37	71.2%	-	0.0%	71.2%	28	53.8%	-	0.0%	53.8%
10	1	UCA	25	22	88.0%	-	0.0%	88.0%	12	48.0%	-	0.0%	48.0%
4-Year Universities			245	178	72.7%	-	0.0%	72.7%	130	53.1%	2	0.8%	53.9%
2-Year Colleges			-	-	0.0%	-	0.0%	0.0%	-	0.0%	-	0.0%	0.0%
Grand Total			245	178	72.7%	-	0.0%	72.7%	130	53.1%	2	0.8%	53.9%

Remediated Athletes Being Retained (Fall-to-Fall Retention) - 1 Year

Criteria Includes:

1. Students are First-Time Entering
2. Students are Degree-Seeking (2, 4, & 6)
3. Students are Undergraduate Non-High School Students
4. Students are in need of Remedial/Developmental Assistance

Academic Year (Student Cohort) selected = 2011 and review period includes from AY2011 to AY2016, the FALL Term Only.

#	Inst. Type	Institution	Enrolled AY2011	Enrolled AY2012	Percent Retained	Grads AY2011	Percent Grads	Year 1 Success
1	1	ASUJ	37	28	75.7%	-	0.0%	75.7%
2	1	ATU	41	21	51.2%	-	0.0%	51.2%
3	1	HSU	32	22	68.8%	-	0.0%	68.8%
4	1	SAUM	20	14	70.0%	-	0.0%	70.0%
5	1	UAF	37	28	75.7%	-	0.0%	75.7%
6	1	UAFS	7	5	71.4%	-	0.0%	71.4%
7	1	UALR	16	10	62.5%	-	0.0%	62.5%
8	1	UAM	37	12	32.4%	-	0.0%	32.4%
9	1	UAPB	36	22	61.1%	-	0.0%	61.1%
10	1	UCA	28	22	78.6%	-	0.0%	78.6%
11	2	MSCC	22	9	40.9%	-	0.0%	40.9%
12	2	NAC	35	15	42.9%	-	0.0%	42.9%
4-Year Universities			291	184	63.2%	-	0.0%	63.2%
2-Year Colleges			57	24	42.1%	-	0.0%	42.1%
Grand Total			348	208	59.8%	-	0.0%	59.8%

ADHE Athletic Graduation Rate Calculation - 4-Year Universities

Cohort Year selected = 2002 and Time Period Covered = AFTER SIX (6) YEARS (from AY2002 thru AY2007) for Four-Year Universities.

#	IT	College	Cohort	Transfers		Bacc.		Adv. Cert.		Assoc.		Tech. Cert.		Cert. Prof.		Graduates		Retained		Success	
				#	%	#	%	#	%	#	%	#	%	#	%	#	%	#	%	#	%
1	1	ASUJ	65	6	9.2	37	56.9	-	-	-	-	-	-	-	-	37	56.9	1	1.5	38	58.5
2	1	ATU	85	30	35.3	28	32.9	-	-	-	-	-	-	-	-	28	32.9	5	5.9	33	38.8
3	1	HSU	88	20	22.7	22	25.0	-	-	-	-	-	-	-	-	22	25.0	7	8.0	29	33.0
4	1	SAUM	73	9	12.3	28	38.4	-	-	-	-	-	-	-	-	28	38.4	1	1.4	29	39.7
5	1	UAF	106	5	4.7	61	57.5	-	-	-	-	-	-	-	-	61	57.5	2	1.9	63	59.4
6	1	UAFS	29	8	27.6	4	13.8	-	-	9	31.0	-	-	-	-	13	44.8	-	-	13	44.8
7	1	UALR	30	6	20.0	8	26.7	-	-	-	-	-	-	-	-	8	26.7	2	6.7	10	33.3
8	1	UAM	30	10	33.3	10	33.3	-	-	-	-	-	-	-	-	10	33.3	-	-	10	33.3
9	1	UAPB	42	2	4.8	21	50.0	-	-	-	-	-	-	-	-	21	50.0	3	7.1	24	57.1
10	1	UCA	29	4	13.8	16	55.2	-	-	-	-	-	-	-	-	16	55.2	3	10.3	19	65.5
4-Year Universities			577	100	17.3	235	40.7	-	-	9	1.6	-	-	-	-	244	42.3	24	4.2	268	46.4

NOTES: When a student received more than one award, only the highest award was counted.

TIME PERIOD CONSIDERATIONS:

- CP Graduates** are counted from these graduation dates = '092001', '102001', '112001', '122001', '012002', '022002', '032002', '042002', '052002', so this is essentially through the Spring term.
- TC Graduates** include 1 full academic year plus these graduation dates = '072002', '082002', '092002', '102002', '112002', '122002', so this is through the next Fall term.
- Associate Graduates** include 3 full academic years plus these graduation dates = '072004', '082004', so this includes the next 2 months of July and August.
- AC Graduates** include 4 full academic years plus these graduation dates = '072005', '082005', '092005', '102005', '112005', '122005', so this is through the next Fall term.
- Baccalaureate Graduates** include 6 full academic years plus these graduation dates = '072007', '082007', so this includes the next 2 months of July and August.

Cohort Year selected = 2003 and Time Period Covered = AFTER SIX (6) YEARS (from AY2003 thru AY2008) for Four-Year Universities.

#	IT	College	Cohort	Transfers		Bacc.		Adv. Cert.		Assoc.		Tech. Cert.		Cert. Prof.		Graduates		Retained		Success	
				#	%	#	%	#	%	#	%	#	%	#	%	#	%	#	%	#	%
1	1	ASUJ	73	7	9.6	28	38.4	-	-	-	-	-	-	-	-	28	38.4	2	2.7	30	41.1
2	1	ATU	88	21	23.9	38	43.2	-	-	-	-	-	-	-	-	38	43.2	4	4.5	42	47.7
3	1	HSU	70	10	14.3	23	32.9	-	-	-	-	-	-	-	-	23	32.9	5	7.1	28	40.0
4	1	SAUM	61	7	11.5	11	18.0	-	-	-	-	-	-	-	-	11	18.0	2	3.3	13	21.3
5	1	UAF	126	12	9.5	62	49.2	-	-	-	-	-	-	-	-	62	49.2	6	4.8	68	54.0
6	1	UAFS	42	10	23.8	-	-	-	-	21	50.0	-	-	-	-	21	50.0	1	2.4	22	52.4
7	1	UALR	39	5	12.8	16	41.0	-	-	-	-	-	-	-	-	16	41.0	4	10.3	20	51.3
8	1	UAM	53	12	22.6	10	18.9	-	-	1	1.9	-	-	-	-	11	20.8	3	5.7	14	26.4
9	1	UAPB	45	3	6.7	22	48.9	-	-	-	-	-	-	-	-	22	48.9	-	-	22	48.9
10	1	UCA	83	13	15.7	37	44.6	-	-	-	-	-	-	-	-	37	44.6	4	4.8	41	49.4
4-Year Universities			680	100	14.7	247	36.3	-	-	22	3.2	-	-	-	-	269	39.6	31	4.6	300	44.1

NOTES: When a student received more than one award, only the highest award was counted.

TIME PERIOD CONSIDERATIONS:

- CP Graduates** are counted from these graduation dates = '092002', '102002', '112002', '122002', '012003', '022003', '032003', '042003', '052003', so this is essentially through the Spring term.
- TC Graduates** include 1 full academic year plus these graduation dates = '072003', '082003', '092003', '102003', '112003', '122003', so this is through the next Fall term.
- Associate Graduates** include 3 full academic years plus these graduation dates = '072005', '082005', so this includes the next 2 months of July and August.
- AC Graduates** include 4 full academic years plus these graduation dates = '072006', '082006', '092006', '102006', '112006', '122006', so this is through the next Fall term.
- Baccalaureate Graduates** include 6 full academic years plus these graduation dates = '072008', '082008', so this includes the next 2 months of July and August.

ADHE Athletic Graduation Rate Calculation - 4-Year Universities

Cohort Year selected = 2004 and Time Period Covered = AFTER SIX (6) YEARS (from AY2004 thru AY2009) for Four-Year Universities.

#	IT	College	Cohort	Transfers		Bacc.		Adv. Cert.		Assoc.		Tech. Cert.		Cert. Prof.		Graduates		Retained		Success	
				#	%	#	%	#	%	#	%	#	%	#	%	#	%	#	%	#	%
1	1	ASUJ	64	10	15.6	33	51.6	-	-	-	-	-	-	-	-	33	51.6	1	1.6	34	53.1
2	1	ATU	116	38	32.8	35	30.2	-	-	-	-	-	-	-	-	35	30.2	5	4.3	40	34.5
3	1	HSU	84	10	11.9	35	41.7	-	-	-	-	-	-	-	-	35	41.7	3	3.6	38	45.2
4	1	SAUM	67	11	16.4	26	38.8	-	-	-	-	-	-	-	-	26	38.8	1	1.5	27	40.3
5	1	UAF	123	13	10.6	65	52.8	-	-	-	-	-	-	-	-	65	52.8	5	4.1	70	56.9
6	1	UAFS	24	7	29.2	-	-	-	-	10	41.7	-	-	-	-	10	41.7	-	-	10	41.7
7	1	UALR	43	6	14.0	13	30.2	-	-	-	-	-	-	-	-	13	30.2	1	2.3	14	32.6
8	1	UAM	45	12	26.7	6	13.3	-	-	1	2.2	-	-	-	-	7	15.6	-	-	7	15.6
9	1	UAPB	37	3	8.1	13	35.1	-	-	-	-	-	-	-	-	13	35.1	3	8.1	16	43.2
10	1	UCA	100	18	18.0	49	49.0	-	-	-	-	-	-	-	-	49	49.0	4	4.0	53	53.0
4-Year Universities			703	128	18.2	275	39.1	-	-	11	1.6	-	-	-	-	286	40.7	23	3.3	309	44.0

NOTES: When a student received more than one award, only the highest award was counted.

TIME PERIOD CONSIDERATIONS:

- CP Graduates** are counted from these graduation dates = '092003', '102003', '112003', '122003', '012004', '022004', '032004', '042004', '052004', so this is essentially through the Spring term.
- TC Graduates** include 1 full academic year plus these graduation dates = '072004', '082004', '092004', '102004', '112004', '122004', so this is through the next Fall term.
- Associate Graduates** include 3 full academic years plus these graduation dates = '072006', '082006', so this includes the next 2 months of July and August.
- AC Graduates** include 4 full academic years plus these graduation dates = '072007', '082007', '092007', '102007', '112007', '122007', so this is through the next Fall term.
- Baccalaureate Graduates** include 6 full academic years plus these graduation dates = '072009', '082009', so this includes the next 2 months of July and August.

Cohort Year selected = 2005 and Time Period Covered = AFTER SIX (6) YEARS (from AY2005 thru AY2010) for Four-Year Universities.

#	IT	College	Cohort	Transfers		Bacc.		Adv. Cert.		Assoc.		Tech. Cert.		Cert. Prof.		Graduates		Retained		Success	
				#	%	#	%	#	%	#	%	#	%	#	%	#	%	#	%	#	%
1	1	ASUJ	87	10	11.5	38	43.7	-	-	-	-	-	-	-	-	38	43.7	-	-	38	43.7
2	1	ATU	73	23	31.5	28	38.4	-	-	-	-	-	-	-	-	28	38.4	1	1.4	29	39.7
3	1	HSU	97	15	15.5	23	23.7	-	-	-	-	-	-	-	-	23	23.7	3	3.1	26	26.8
4	1	SAUM	120	7	5.8	42	35.0	-	-	-	-	-	-	-	-	42	35.0	3	2.5	45	37.5
5	1	UAF	134	11	8.2	64	47.8	-	-	-	-	-	-	-	-	64	47.8	4	3.0	68	50.7
6	1	UAFS	34	5	14.7	5	14.7	-	-	13	38.2	-	-	-	-	18	52.9	1	2.9	19	55.9
7	1	UALR	45	5	11.1	17	37.8	-	-	-	-	-	-	-	-	17	37.8	-	-	17	37.8
8	1	UAM	6	2	33.3	-	-	-	-	-	-	-	-	-	-	-	-	-	-	-	-
9	1	UAPB	37	2	5.4	17	45.9	-	-	-	-	-	-	-	-	17	45.9	1	2.7	18	48.6
10	1	UCA	84	8	9.5	39	46.4	-	-	-	-	-	-	-	-	39	46.4	2	2.4	41	48.8
4-Year Universities			717	88	12.3	273	38.1	-	-	13	1.8	-	-	-	-	286	39.9	15	2.1	301	42.0

NOTES: When a student received more than one award, only the highest award was counted.

TIME PERIOD CONSIDERATIONS:

- CP Graduates** are counted from these graduation dates = '092004', '102004', '112004', '122004', '012005', '022005', '032005', '042005', '052005', so this is essentially through the Spring term.
- TC Graduates** include 1 full academic year plus these graduation dates = '072005', '082005', '092005', '102005', '112005', '122005', so this is through the next Fall term.
- Associate Graduates** include 3 full academic years plus these graduation dates = '072007', '082007', so this includes the next 2 months of July and August.
- AC Graduates** include 4 full academic years plus these graduation dates = '072008', '082008', '092008', '102008', '112008', '122008', so this is through the next Fall term.
- Baccalaureate Graduates** include 6 full academic years plus these graduation dates = '072010', '082010', so this includes the next 2 months of July and August.

ADHE Athletic Graduation Rate Calculation - 4-Year Universities

Cohort Year selected = 2006 and Time Period Covered = AFTER SIX (6) YEARS (from AY2006 thru AY2011) for Four-Year Universities.

#	IT	College	Cohort	Transfers		Bacc.		Adv. Cert.		Assoc.		Tech. Cert.		Cert. Prof.		Graduates		Retained		Success	
				#	%	#	%	#	%	#	%	#	%	#	%	#	%	#	%	#	%
1	1	ASUJ	98	14	14.3	43	43.9	-	-	-	-	-	-	-	-	43	43.9	2	2.0	45	45.9
2	1	ATU	79	17	21.5	41	51.9	-	-	-	-	-	-	-	-	41	51.9	1	1.3	42	53.2
3	1	HSU	88	21	23.9	30	34.1	-	-	-	-	-	-	-	-	30	34.1	3	3.4	33	37.5
4	1	SAUM	34	4	11.8	7	20.6	-	-	-	-	-	-	-	-	7	20.6	2	5.9	9	26.5
5	1	UAF	139	12	8.6	70	50.4	-	-	-	-	-	-	-	-	70	50.4	5	3.6	75	54.0
6	1	UAFS	38	13	34.2	3	7.9	-	-	10	26.3	-	-	-	-	13	34.2	1	2.6	14	36.8
7	1	UALR	41	7	17.1	14	34.1	-	-	-	-	-	-	-	-	14	34.1	1	2.4	15	36.6
8	1	UAM	37	6	16.2	16	43.2	-	-	1	2.7	-	-	-	-	17	45.9	-	-	17	45.9
9	1	UAPB	47	9	19.1	21	44.7	-	-	-	-	-	-	-	-	21	44.7	1	2.1	22	46.8
10	1	UCA	133	18	13.5	63	47.4	-	-	-	-	-	-	-	-	63	47.4	6	4.5	69	51.9
4-Year Universities			734	121	16.5	308	42.0	-	-	11	1.5	-	-	-	-	319	43.5	22	3.0	341	46.5

NOTES: When a student received more than one award, only the highest award was counted.

TIME PERIOD CONSIDERATIONS:

- 1. CP Graduates** are counted from these graduation dates = '092005', '102005', '112005', '122005', '012006', '022006', '032006', '042006', '052006', so this is essentially through the Spring term.
- 2. TC Graduates** include 1 full academic year plus these graduation dates = '072006', '082006', '092006', '102006', '112006', '122006', so this is through the next Fall term.
- 3. Associate Graduates** include 3 full academic years plus these graduation dates = '072008', '082008', so this includes the next 2 months of July and August.
- 4. AC Graduates** include 4 full academic years plus these graduation dates = '072009', '082009', '092009', '102009', '112009', '122009', so this is through the next Fall term.
- 5. Baccalaureate Graduates** include 6 full academic years plus these graduation dates = '072011', '082011', so this includes the next 2 months of July and August.

ADHE Athletic Graduation Rate Calculation - 2-Year Colleges

Cohort Year selected = 2005 and Time Period Covered = AFTER THREE (3) YEARS (from AY2005 thru AY2007) for Two-Year Colleges.

#	IT	College	Cohort	Transfers		Bacc.		Adv. Cert.		Assoc.		Tech. Cert.		Cert. Prof.		Graduates		Retained		Success	
				#	%	#	%	#	%	#	%	#	%	#	%	#	%	#	%	#	%
1	2	NAC	6	-	-	-	-	-	-	3	50.0	-	-	-	-	3	50.0	-	-	3	50.0
2-Year Colleges			6	-	-	-	-	-	-	3	50.0	-	-	-	-	3	50.0	-	-	3	50.0

NOTES: When a student received more than one award, only the highest award was counted.

TIME PERIOD CONSIDERATIONS:

- CP Graduates** are counted from these graduation dates = '092004', '102004', '112004', '122004', '012005', '022005', '032005', '042005', '052005', so this is essentially through the Spring term.
- TC Graduates** include 1 full academic year plus these graduation dates = '072005', '082005', '092005', '102005', '112005', '122005', so this is through the next Fall term.
- Associate Graduates** include 3 full academic years plus these graduation dates = '072007', '082007', so this includes the next 2 months of July and August.
- AC Graduates** include 4 full academic years plus these graduation dates = '072008', '082008', '092008', '102008', '112008', '122008', so this is through the next Fall term.
- Baccalaureate Graduates** include 6 full academic years plus these graduation dates = '072010', '082010', so this includes the next 2 months of July and August.

Cohort Year selected = 2006 and Time Period Covered = AFTER THREE (3) YEARS (from AY2006 thru AY2008) for Two-Year Colleges.

#	IT	College	Cohort	Transfers		Bacc.		Adv. Cert.		Assoc.		Tech. Cert.		Cert. Prof.		Graduates		Retained		Success	
				#	%	#	%	#	%	#	%	#	%	#	%	#	%	#	%	#	%
1	2	NAC	51	20	39.2	-	-	-	-	6	11.8	-	-	-	-	6	11.8	4	7.8	10	19.6
2	2	UACCM	2	1	50.0	-	-	-	-	-	-	-	-	-	-	-	-	-	-	-	-
2-Year Colleges			53	21	39.6	-	-	-	-	6	11.3	-	-	-	-	6	11.3	4	7.5	10	18.9

NOTES: When a student received more than one award, only the highest award was counted.

TIME PERIOD CONSIDERATIONS:

- CP Graduates** are counted from these graduation dates = '092005', '102005', '112005', '122005', '012006', '022006', '032006', '042006', '052006', so this is essentially through the Spring term.
- TC Graduates** include 1 full academic year plus these graduation dates = '072006', '082006', '092006', '102006', '112006', '122006', so this is through the next Fall term.
- Associate Graduates** include 3 full academic years plus these graduation dates = '072008', '082008', so this includes the next 2 months of July and August.
- AC Graduates** include 4 full academic years plus these graduation dates = '072009', '082009', '092009', '102009', '112009', '122009', so this is through the next Fall term.
- Baccalaureate Graduates** include 6 full academic years plus these graduation dates = '072011', '082011', so this includes the next 2 months of July and August.

Cohort Year selected = 2007 and Time Period Covered = AFTER THREE (3) YEARS (from AY2007 thru AY2009) for Two-Year Colleges.

#	IT	College	Cohort	Transfers		Bacc.		Adv. Cert.		Assoc.		Tech. Cert.		Cert. Prof.		Graduates		Retained		Success	
				#	%	#	%	#	%	#	%	#	%	#	%	#	%	#	%	#	%
1	2	NAC	61	20	32.8	-	-	-	-	16	26.2	-	-	-	-	16	26.2	4	6.6	20	32.8
2	2	UACCM	6	-	-	-	-	-	-	1	16.7	-	-	-	-	1	16.7	-	-	1	16.7
2-Year Colleges			67	20	29.9	-	-	-	-	17	25.4	-	-	-	-	17	25.4	4	6.0	21	31.3

NOTES: When a student received more than one award, only the highest award was counted.

TIME PERIOD CONSIDERATIONS:

- CP Graduates** are counted from these graduation dates = '092006', '102006', '112006', '122006', '012007', '022007', '032007', '042007', '052007', so this is essentially through the Spring term.
- TC Graduates** include 1 full academic year plus these graduation dates = '072007', '082007', '092007', '102007', '112007', '122007', so this is through the next Fall term.
- Associate Graduates** include 3 full academic years plus these graduation dates = '072009', '082009', so this includes the next 2 months of July and August.
- AC Graduates** include 4 full academic years plus these graduation dates = '072010', '082010', '092010', '102010', '112010', '122010', so this is through the next Fall term.
- Baccalaureate Graduates** include 6 full academic years plus these graduation dates = '072012', '082012', so this includes the next 2 months of July and August.

ADHE Athletic Graduation Rate Calculation - 2-Year Colleges

Cohort Year selected = 2008 and Time Period Covered = AFTER THREE (3) YEARS (from AY2008 thru AY2010) for Two-Year Colleges.

#	IT	College	Cohort	Transfers		Bacc.		Adv. Cert.		Assoc.		Tech. Cert.		Cert. Prof.		Graduates		Retained		Success	
				#	%	#	%	#	%	#	%	#	%	#	%	#	%	#	%	#	%
1	2	NAC	55	16	29.1	-	-	-	-	10	18.2	-	-	-	-	10	18.2	4	7.3	14	25.5
2-Year Colleges			55	16	29.1	-	-	-	-	10	18.2	-	-	-	-	10	18.2	4	7.3	14	25.5

NOTES: When a student received more than one award, only the highest award was counted.

TIME PERIOD CONSIDERATIONS:

- CP Graduates** are counted from these graduation dates = '092007', '102007', '112007', '122007', '012008', '022008', '032008', '042008', '052008', so this is essentially though the Spring term.
- TC Graduates** include 1 full academic year plus these graduation dates = '072008', '082008', '092008', '102008', '112008', '122008', so this is through the next Fall term.
- Associate Graduates** include 3 full academic years plus these graduation dates = '072010', '082010', so this includes the next 2 months of July and August.
- AC Graduates** include 4 full academic years plus these graduation dates = '072011', '082011', '092011', '102011', '112011', '122011', so this is through the next Fall term.
- Baccalaureate Graduates** include 6 full academic years plus these graduation dates = '072013', '082013', so this includes the next 2 months of July and August.

Cohort Year selected = 2009 and Time Period Covered = AFTER THREE (3) YEARS (from AY2009 thru AY2011) for Two-Year Colleges.

#	IT	College	Cohort	Transfers		Bacc.		Adv. Cert.		Assoc.		Tech. Cert.		Cert. Prof.		Graduates		Retained		Success	
				#	%	#	%	#	%	#	%	#	%	#	%	#	%	#	%	#	%
10	2	NAC	28	8	28.6	-	-	-	-	8	28.6	1	3.6	-	-	9	32.1	1	3.6	10	35.7
2-Year Colleges			28	8	28.6	-	-	-	-	8	28.6	1	3.6	-	-	9	32.1	1	3.6	10	35.7

NOTES: When a student received more than one award, only the highest award was counted.

TIME PERIOD CONSIDERATIONS:

- CP Graduates** are counted from these graduation dates = '092008', '102008', '112008', '122008', '012009', '022009', '032009', '042009', '052009', so this is essentially though the Spring term.
- TC Graduates** include 1 full academic year plus these graduation dates = '072009', '082009', '092009', '102009', '112009', '122009', so this is through the next Fall term.
- Associate Graduates** include 3 full academic years plus these graduation dates = '072011', '082011', so this includes the next 2 months of July and August.
- AC Graduates** include 4 full academic years plus these graduation dates = '072012', '082012', '092012', '102012', '112012', '122012', so this is through the next Fall term.
- Baccalaureate Graduates** include 6 full academic years plus these graduation dates = '072014', '082014', so this includes the next 2 months of July and August.

ADHE Athletic Graduation Rate Calculation for 4-Year Universities - by Sport

Cohort Year selected = 2002 and Time Period Covered = AFTER SIX (6) YEARS (from AY2002 thru AY2007) for Four-Year Universities and Sport = FOOTBALL.

#	IT	College	Cohort	Transfers		Bacc.		Adv. Cert.		Assoc.		Tech. Cert.		Cert. Prof.		Graduates		Retained		Success	
				#	%	#	%	#	%	#	%	#	%	#	%	#	%	#	%	#	%
1	1	ASUJ	30	2	6.7	16	53.3	-	-	-	-	-	-	-	-	16	53.3	1	3.3	17	56.7
2	1	ATU	57	24	42.1	13	22.8	-	-	-	-	-	-	-	-	13	22.8	5	8.8	18	31.6
3	1	HSU	41	7	17.1	13	31.7	-	-	-	-	-	-	-	-	13	31.7	3	7.3	16	39.0
4	1	SAUM	29	1	3.4	11	37.9	-	-	-	-	-	-	-	-	11	37.9	-	-	11	37.9
5	1	UAF	35	3	8.6	18	51.4	-	-	-	-	-	-	-	-	18	51.4	2	5.7	20	57.1
6	1	UAFS	-	-	-	-	-	-	-	-	-	-	-	-	-	-	-	-	-	-	-
7	1	UALR	-	-	-	-	-	-	-	-	-	-	-	-	-	-	-	-	-	-	-
8	1	UAM	22	8	36.4	4	18.2	-	-	-	-	-	-	-	-	4	18.2	-	-	4	18.2
9	1	UAPB	10	1	10.0	4	40.0	-	-	-	-	-	-	-	-	4	40.0	2	20.0	6	60.0
10	1	UCA	2	-	-	1	50.0	-	-	-	-	-	-	-	-	1	50.0	1	50.0	2	100.0
4-Year			226	46	20.4	80	35.4	-	-	-	-	-	-	-	-	80	35.4	14	6.2	94	41.6

NOTES: When a student received more than one award, only the highest award was counted.

TIME PERIOD CONSIDERATIONS:

- CP Graduates** are counted from these graduation dates = '092001', '102001', '112001', '122001', '012002', '022002', '032002', '042002', '052002', so this is essentially through the Spring term.
- TC Graduates** include 1 full academic year plus these graduation dates = '072002', '082002', '092002', '102002', '112002', '122002', so this is through the next Fall term.
- Associate Graduates** include 3 full academic years plus these graduation dates = '072004', '082004', so this includes the next 2 months of July and August.
- AC Graduates** include 4 full academic years plus these graduation dates = '072005', '082005', '092005', '102005', '112005', '122005', so this is through the next Fall term.
- Baccalaureate Graduates** include 6 full academic years plus these graduation dates = '072007', '082007', so this includes the next 2 months of July and August.

Cohort Year selected = 2003 and Time Period Covered = AFTER SIX (6) YEARS (from AY2003 thru AY2008) for Four-Year Universities and Sport = FOOTBALL.

#	IT	College	Cohort	Transfers		Bacc.		Adv. Cert.		Assoc.		Tech. Cert.		Cert. Prof.		Graduates		Retained		Success	
				#	%	#	%	#	%	#	%	#	%	#	%	#	%	#	%	#	%
1	1	ASUJ	26	3	11.5	8	30.8	-	-	-	-	-	-	-	-	8	30.8	1	3.8	9	34.6
2	1	ATU	45	9	20.0	16	35.6	-	-	-	-	-	-	-	-	16	35.6	2	4.4	18	40.0
3	1	HSU	28	5	17.9	8	28.6	-	-	-	-	-	-	-	-	8	28.6	4	14.3	12	42.9
4	1	SAUM	36	4	11.1	5	13.9	-	-	-	-	-	-	-	-	5	13.9	2	5.6	7	19.4
5	1	UAF	39	6	15.4	15	38.5	-	-	-	-	-	-	-	-	15	38.5	5	12.8	20	51.3
6	1	UAFS	-	-	-	-	-	-	-	-	-	-	-	-	-	-	-	-	-	-	-
7	1	UALR	-	-	-	-	-	-	-	-	-	-	-	-	-	-	-	-	-	-	-
8	1	UAM	21	5	23.8	-	-	-	-	-	-	-	-	-	-	-	-	2	9.5	2	9.5
9	1	UAPB	15	3	20.0	5	33.3	-	-	-	-	-	-	-	-	5	33.3	-	-	5	33.3
10	1	UCA	24	4	16.7	7	29.2	-	-	-	-	-	-	-	-	7	29.2	1	4.2	8	33.3
4-Year			234	39	16.7	64	27.4	-	-	-	-	-	-	-	-	64	27.4	17	7.3	81	34.6

NOTES: When a student received more than one award, only the highest award was counted.

TIME PERIOD CONSIDERATIONS:

- CP Graduates** are counted from these graduation dates = '092002', '102002', '112002', '122002', '012003', '022003', '032003', '042003', '052003', so this is essentially through the Spring term.
- TC Graduates** include 1 full academic year plus these graduation dates = '072003', '082003', '092003', '102003', '112003', '122003', so this is through the next Fall term.
- Associate Graduates** include 3 full academic years plus these graduation dates = '072005', '082005', so this includes the next 2 months of July and August.
- AC Graduates** include 4 full academic years plus these graduation dates = '072006', '082006', '092006', '102006', '112006', '122006', so this is through the next Fall term.
- Baccalaureate Graduates** include 6 full academic years plus these graduation dates = '072008', '082008', so this includes the next 2 months of July and August.

ADHE Athletic Graduation Rate Calculation for 4-Year Universities - by Sport

Cohort Year selected = 2004 and Time Period Covered = AFTER SIX (6) YEARS (from AY2004 thru AY2009) for Four-Year Universities and Sport = FOOTBALL.

#	IT	College	Cohort	Transfers		Bacc.		Adv. Cert.		Assoc.		Tech. Cert.		Cert. Prof.		Graduates		Retained		Success	
				#	%	#	%	#	%	#	%	#	%	#	%	#	%	#	%	#	%
1	1	ASUJ	22	5	22.7	12	54.5	-	-	-	-	-	-	-	-	12	54.5	-	-	12	54.5
2	1	ATU	55	19	34.5	12	21.8	-	-	-	-	-	-	-	-	12	21.8	2	3.6	14	25.5
3	1	HSU	37	3	8.1	12	32.4	-	-	-	-	-	-	-	-	12	32.4	2	5.4	14	37.8
4	1	SAUM	22	1	4.5	7	31.8	-	-	-	-	-	-	-	-	7	31.8	1	4.5	8	36.4
5	1	UAF	39	9	23.1	16	41.0	-	-	-	-	-	-	-	-	16	41.0	3	7.7	19	48.7
6	1	UAFS	-	-	-	-	-	-	-	-	-	-	-	-	-	-	-	-	-	-	-
7	1	UALR	-	-	-	-	-	-	-	-	-	-	-	-	-	-	-	-	-	-	-
8	1	UAM	31	8	25.8	1	3.2	-	-	1	3.2	-	-	-	-	2	6.5	-	-	2	6.5
9	1	UAPB	11	1	9.1	3	27.3	-	-	-	-	-	-	-	-	3	27.3	-	-	3	27.3
10	1	UCA	40	9	22.5	16	40.0	-	-	-	-	-	-	-	-	16	40.0	2	5.0	18	45.0
4-Year			257	55	21.4	79	30.7	-	-	1	0.4	-	-	-	-	80	31.1	10	3.9	90	35.0

NOTES: When a student received more than one award, only the highest award was counted.

TIME PERIOD CONSIDERATIONS:

- CP Graduates** are counted from these graduation dates = '092003', '102003', '112003', '122003', '012004', '022004', '032004', '042004', '052004', so this is essentially through the Spring term.
- TC Graduates** include 1 full academic year plus these graduation dates = '072004', '082004', '092004', '102004', '112004', '122004', so this is through the next Fall term.
- Associate Graduates** include 3 full academic years plus these graduation dates = '072006', '082006', so this includes the next 2 months of July and August.
- AC Graduates** include 4 full academic years plus these graduation dates = '072007', '082007', '092007', '102007', '112007', '122007', so this is through the next Fall term.
- Baccalaureate Graduates** include 6 full academic years plus these graduation dates = '072009', '082009', so this includes the next 2 months of July and August.

Cohort Year selected = 2005 and Time Period Covered = AFTER SIX (6) YEARS (from AY2005 thru AY2010) for Four-Year Universities and Sport = FOOTBALL.

#	IT	College	Cohort	Transfers		Bacc.		Adv. Cert.		Assoc.		Tech. Cert.		Cert. Prof.		Graduates		Retained		Success	
				#	%	#	%	#	%	#	%	#	%	#	%	#	%	#	%	#	%
1	1	ASUJ	33	5	15.2	17	51.5	-	-	-	-	-	-	-	-	17	51.5	-	-	17	51.5
2	1	ATU	38	10	26.3	14	36.8	-	-	-	-	-	-	-	-	14	36.8	1	2.6	15	39.5
3	1	HSU	44	9	20.5	5	11.4	-	-	-	-	-	-	-	-	5	11.4	2	4.5	7	15.9
4	1	SAUM	52	1	1.9	11	21.2	-	-	-	-	-	-	-	-	11	21.2	-	-	11	21.2
5	1	UAF	46	6	13.0	15	32.6	-	-	-	-	-	-	-	-	15	32.6	2	4.3	17	37.0
6	1	UAFS	-	-	-	-	-	-	-	-	-	-	-	-	-	-	-	-	-	-	-
7	1	UALR	-	-	-	-	-	-	-	-	-	-	-	-	-	-	-	-	-	-	-
8	1	UAM	6	2	33.3	-	-	-	-	-	-	-	-	-	-	-	-	-	-	-	-
9	1	UAPB	12	1	8.3	5	41.7	-	-	-	-	-	-	-	-	5	41.7	-	-	5	41.7
10	1	UCA	35	6	17.1	9	25.7	-	-	-	-	-	-	-	-	9	25.7	1	2.9	10	28.6
4-Year			266	40	15.0	76	28.6	-	-	-	-	-	-	-	-	76	28.6	6	2.3	82	30.8

NOTES: When a student received more than one award, only the highest award was counted.

TIME PERIOD CONSIDERATIONS:

- CP Graduates** are counted from these graduation dates = '092004', '102004', '112004', '122004', '012005', '022005', '032005', '042005', '052005', so this is essentially through the Spring term.
- TC Graduates** include 1 full academic year plus these graduation dates = '072005', '082005', '092005', '102005', '112005', '122005', so this is through the next Fall term.
- Associate Graduates** include 3 full academic years plus these graduation dates = '072007', '082007', so this includes the next 2 months of July and August.
- AC Graduates** include 4 full academic years plus these graduation dates = '072008', '082008', '092008', '102008', '112008', '122008', so this is through the next Fall term.
- Baccalaureate Graduates** include 6 full academic years plus these graduation dates = '072010', '082010', so this includes the next 2 months of July and August.

ADHE Athletic Graduation Rate Calculation for 4-Year Universities - by Sport

Cohort Year selected = 2006 and Time Period Covered = AFTER SIX (6) YEARS (from AY2006 thru AY2011) for Four-Year Universities and Sport = FOOTBALL.

#	IT	College	Cohort	Transfers		Bacc.		Adv. Cert.		Assoc.		Tech. Cert.		Cert. Prof.		Graduates		Retained		Success	
				#	%	#	%	#	%	#	%	#	%	#	%	#	%	#	%	#	%
1	1	ASUJ	40	5	12.5	18	45.0	-	-	-	-	-	-	-	-	18	45.0	1	2.5	19	47.5
2	1	ATU	39	11	28.2	15	38.5	-	-	-	-	-	-	-	-	15	38.5	-	-	15	38.5
3	1	HSU	32	8	25.0	9	28.1	-	-	-	-	-	-	-	-	9	28.1	1	3.1	10	31.3
4	1	SAUM	14	1	7.1	2	14.3	-	-	-	-	-	-	-	-	2	14.3	1	7.1	3	21.4
5	1	UAF	45	9	20.0	17	37.8	-	-	-	-	-	-	-	-	17	37.8	3	6.7	20	44.4
6	1	UAFS	-	-	-	-	-	-	-	-	-	-	-	-	-	-	-	-	-	-	-
7	1	UALR	-	-	-	-	-	-	-	-	-	-	-	-	-	-	-	-	-	-	-
8	1	UAM	23	3	13.0	10	43.5	-	-	-	-	-	-	-	-	10	43.5	-	-	10	43.5
9	1	UAPB	14	2	14.3	4	28.6	-	-	-	-	-	-	-	-	4	28.6	1	7.1	5	35.7
10	1	UCA	52	12	23.1	14	26.9	-	-	-	-	-	-	-	-	14	26.9	5	9.6	19	36.5
4-Year			259	51	19.7	89	34.4	-	-	-	-	-	-	-	-	89	34.4	12	4.6	101	39.0

NOTES: When a student received more than one award, only the highest award was counted.

TIME PERIOD CONSIDERATIONS:

- CP Graduates** are counted from these graduation dates = '092005', '102005', '112005', '122005', '012006', '022006', '032006', '042006', '052006', so this is essentially through the Spring term.
- TC Graduates** include 1 full academic year plus these graduation dates = '072006', '082006', '092006', '102006', '112006', '122006', so this is through the next Fall term.
- Associate Graduates** include 3 full academic years plus these graduation dates = '072008', '082008', so this includes the next 2 months of July and August.
- AC Graduates** include 4 full academic years plus these graduation dates = '072009', '082009', '092009', '102009', '112009', '122009', so this is through the next Fall term.
- Baccalaureate Graduates** include 6 full academic years plus these graduation dates = '072011', '082011', so this includes the next 2 months of July and August.

Cohort Year selected = 2002 and Time Period Covered = AFTER SIX (6) YEARS (from AY2002 thru AY2007) for Four-Year Universities and Sport = MEN'S BASKETBALL.

#	IT	College	Cohort	Transfers		Bacc.		Adv. Cert.		Assoc.		Tech. Cert.		Cert. Prof.		Graduates		Retained		Success	
				#	%	#	%	#	%	#	%	#	%	#	%	#	%	#	%	#	%
1	1	ASUJ	4	-	-	2	50.0	-	-	-	-	-	-	-	-	2	50.0	-	-	2	50.0
2	1	ATU	2	1	50.0	1	50.0	-	-	-	-	-	-	-	-	1	50.0	-	-	1	50.0
3	1	HSU	-	-	-	-	-	-	-	-	-	-	-	-	-	-	-	-	-	-	-
4	1	SAUM	-	-	-	-	-	-	-	-	-	-	-	-	-	-	-	-	-	-	-
5	1	UAF	2	-	-	-	-	-	-	-	-	-	-	-	-	-	-	-	-	-	-
6	1	UAFS	4	1	25.0	-	-	-	-	1	25.0	-	-	-	-	1	25.0	-	-	1	25.0
7	1	UALR	5	2	40.0	1	20.0	-	-	-	-	-	-	-	-	1	20.0	-	-	1	20.0
8	1	UAM	1	-	-	1	100.0	-	-	-	-	-	-	-	-	1	100.0	-	-	1	100.0
9	1	UAPB	2	-	-	-	-	-	-	-	-	-	-	-	-	-	-	-	-	-	-
10	1	UCA	-	-	-	-	-	-	-	-	-	-	-	-	-	-	-	-	-	-	-
4-Year			20	4	20.0	5	25.0	-	-	1	5.0	-	-	-	-	6	30.0	-	-	6	30.0

NOTES: When a student received more than one award, only the highest award was counted.

TIME PERIOD CONSIDERATIONS:

- CP Graduates** are counted from these graduation dates = '092001', '102001', '112001', '122001', '012002', '022002', '032002', '042002', '052002', so this is essentially through the Spring term.
- TC Graduates** include 1 full academic year plus these graduation dates = '072002', '082002', '092002', '102002', '112002', '122002', so this is through the next Fall term.
- Associate Graduates** include 3 full academic years plus these graduation dates = '072004', '082004', so this includes the next 2 months of July and August.
- AC Graduates** include 4 full academic years plus these graduation dates = '072005', '082005', '092005', '102005', '112005', '122005', so this is through the next Fall term.
- Baccalaureate Graduates** include 6 full academic years plus these graduation dates = '072007', '082007', so this includes the next 2 months of July and August.

ADHE Athletic Graduation Rate Calculation for 4-Year Universities - by Sport

Cohort Year selected = 2003 and Time Period Covered = AFTER SIX (6) YEARS (from AY2003 thru AY2008) for Four-Year Universities and Sport = MEN'S BASKETBALL.

#	IT	College	Cohort	Transfers		Bacc.		Adv. Cert.		Assoc.		Tech. Cert.		Cert. Prof.		Graduates		Retained		Success	
				#	%	#	%	#	%	#	%	#	%	#	%	#	%	#	%	#	%
1	1	ASUJ	2	-	-	1	50.0	-	-	-	-	-	-	-	-	1	50.0	-	-	1	50.0
2	1	ATU	7	3	42.9	2	28.6	-	-	-	-	-	-	-	-	2	28.6	-	-	2	28.6
3	1	HSU	2	-	-	1	50.0	-	-	-	-	-	-	-	-	1	50.0	-	-	1	50.0
4	1	SAUM	-	-	-	-	-	-	-	-	-	-	-	-	-	-	-	-	-	-	-
5	1	UAF	5	-	-	2	40.0	-	-	-	-	-	-	-	-	2	40.0	-	-	2	40.0
6	1	UAFS	6	-	-	-	-	-	-	3	50.0	-	-	-	-	3	50.0	-	-	3	50.0
7	1	UALR	1	-	-	-	-	-	-	-	-	-	-	-	-	-	-	-	-	-	-
8	1	UAM	4	2	50.0	-	-	-	-	-	-	-	-	-	-	-	-	-	-	-	-
9	1	UAPB	2	-	-	-	-	-	-	-	-	-	-	-	-	-	-	-	-	-	-
10	1	UCA	2	-	-	-	-	-	-	-	-	-	-	-	-	-	-	-	-	-	-
4-Year			31	5	16.1	6	19.4	-	-	3	9.7	-	-	-	-	9	29.0	-	-	9	29.0

NOTES: When a student received more than one award, only the highest award was counted.

TIME PERIOD CONSIDERATIONS:

- CP Graduates** are counted from these graduation dates = '092002', '102002', '112002', '122002', '012003', '022003', '032003', '042003', '052003', so this is essentially through the Spring term.
- TC Graduates** include 1 full academic year plus these graduation dates = '072003', '082003', '092003', '102003', '112003', '122003', so this is through the next Fall term.
- Associate Graduates** include 3 full academic years plus these graduation dates = '072005', '082005', so this includes the next 2 months of July and August.
- AC Graduates** include 4 full academic years plus these graduation dates = '072006', '082006', '092006', '102006', '112006', '122006', so this is through the next Fall term.
- Baccalaureate Graduates** include 6 full academic years plus these graduation dates = '072008', '082008', so this includes the next 2 months of July and August.

Cohort Year selected = 2004 and Time Period Covered = AFTER SIX (6) YEARS (from AY2004 thru AY2009) for Four-Year Universities and Sport = MEN'S BASKETBALL.

#	IT	College	Cohort	Transfers		Bacc.		Adv. Cert.		Assoc.		Tech. Cert.		Cert. Prof.		Graduates		Retained		Success	
				#	%	#	%	#	%	#	%	#	%	#	%	#	%	#	%	#	%
1	1	ASUJ	5	-	-	2	40.0	-	-	-	-	-	-	-	-	2	40.0	-	-	2	40.0
2	1	ATU	1	1	100.0	-	-	-	-	-	-	-	-	-	-	-	-	-	-	-	-
3	1	HSU	3	2	66.7	1	33.3	-	-	-	-	-	-	-	-	1	33.3	-	-	1	33.3
4	1	SAUM	2	-	-	1	50.0	-	-	-	-	-	-	-	-	1	50.0	-	-	1	50.0
5	1	UAF	5	-	-	-	-	-	-	-	-	-	-	-	-	-	-	2	40.0	2	40.0
6	1	UAFS	5	2	40.0	-	-	-	-	2	40.0	-	-	-	-	2	40.0	-	-	2	40.0
7	1	UALR	3	-	-	-	-	-	-	-	-	-	-	-	-	-	-	-	-	-	-
8	1	UAM	4	3	75.0	-	-	-	-	-	-	-	-	-	-	-	-	-	-	-	-
9	1	UAPB	5	-	-	1	20.0	-	-	-	-	-	-	-	-	1	20.0	1	20.0	2	40.0
10	1	UCA	6	1	16.7	2	33.3	-	-	-	-	-	-	-	-	2	33.3	-	-	2	33.3
4-Year			39	9	23.1	7	17.9	-	-	2	5.1	-	-	-	-	9	23.1	3	7.7	12	30.8

NOTES: When a student received more than one award, only the highest award was counted.

TIME PERIOD CONSIDERATIONS:

- CP Graduates** are counted from these graduation dates = '092003', '102003', '112003', '122003', '012004', '022004', '032004', '042004', '052004', so this is essentially through the Spring term.
- TC Graduates** include 1 full academic year plus these graduation dates = '072004', '082004', '092004', '102004', '112004', '122004', so this is through the next Fall term.
- Associate Graduates** include 3 full academic years plus these graduation dates = '072006', '082006', so this includes the next 2 months of July and August.
- AC Graduates** include 4 full academic years plus these graduation dates = '072007', '082007', '092007', '102007', '112007', '122007', so this is through the next Fall term.
- Baccalaureate Graduates** include 6 full academic years plus these graduation dates = '072009', '082009', so this includes the next 2 months of July and August.

ADHE Athletic Graduation Rate Calculation for 4-Year Universities - by Sport

Cohort Year selected = 2005 and Time Period Covered = AFTER SIX (6) YEARS (from AY2005 thru AY2010) for Four-Year Universities and Sport = MEN'S BASKETBALL.

#	IT	College	Cohort	Transfers		Bacc.		Adv. Cert.		Assoc.		Tech. Cert.		Cert. Prof.		Graduates		Retained		Success	
				#	%	#	%	#	%	#	%	#	%	#	%	#	%	#	%	#	%
1	1	ASUJ	2	1	50.0	-	-	-	-	-	-	-	-	-	-	-	-	-	-	-	-
2	1	ATU	6	5	83.3	-	-	-	-	-	-	-	-	-	-	-	-	-	-	-	-
3	1	HSU	2	1	50.0	-	-	-	-	-	-	-	-	-	-	-	-	-	-	-	-
4	1	SAUM	7	1	14.3	4	57.1	-	-	-	-	-	-	-	-	4	57.1	1	14.3	5	71.4
5	1	UAF	4	-	-	2	50.0	-	-	-	-	-	-	-	-	2	50.0	-	-	2	50.0
6	1	UAFS	7	1	14.3	-	-	-	-	3	42.9	-	-	-	-	3	42.9	-	-	3	42.9
7	1	UALR	4	-	-	3	75.0	-	-	-	-	-	-	-	-	3	75.0	-	-	3	75.0
8	1	UAM	-	-	-	-	-	-	-	-	-	-	-	-	-	-	-	-	-	-	-
9	1	UAPB	3	-	-	2	66.7	-	-	-	-	-	-	-	-	2	66.7	-	-	2	66.7
10	1	UCA	-	-	-	-	-	-	-	-	-	-	-	-	-	-	-	-	-	-	-
4-Year			35	9	25.7	11	31.4	-	-	3	8.6	-	-	-	-	14	40.0	1	2.9	15	42.9

NOTES: When a student received more than one award, only the highest award was counted.

TIME PERIOD CONSIDERATIONS:

- CP Graduates** are counted from these graduation dates = '092004', '102004', '112004', '122004', '012005', '022005', '032005', '042005', '052005', so this is essentially through the Spring term.
- TC Graduates** include 1 full academic year plus these graduation dates = '072005', '082005', '092005', '102005', '112005', '122005', so this is through the next Fall term.
- Associate Graduates** include 3 full academic years plus these graduation dates = '072007', '082007', so this includes the next 2 months of July and August.
- AC Graduates** include 4 full academic years plus these graduation dates = '072008', '082008', '092008', '102008', '112008', '122008', so this is through the next Fall term.
- Baccalaureate Graduates** include 6 full academic years plus these graduation dates = '072010', '082010', so this includes the next 2 months of July and August.

Cohort Year selected = 2006 and Time Period Covered = AFTER SIX (6) YEARS (from AY2006 thru AY2011) for Four-Year Universities and Sport = MEN'S BASKETBALL.

#	IT	College	Cohort	Transfers		Bacc.		Adv. Cert.		Assoc.		Tech. Cert.		Cert. Prof.		Graduates		Retained		Success	
				#	%	#	%	#	%	#	%	#	%	#	%	#	%	#	%	#	%
1	1	ASUJ	4	3	75.0	-	-	-	-	-	-	-	-	-	-	-	-	-	-	-	-
2	1	ATU	-	-	-	-	-	-	-	-	-	-	-	-	-	-	-	-	-	-	-
3	1	HSU	2	-	-	-	-	-	-	-	-	-	-	-	-	-	-	2	100.0	2	100.0
4	1	SAUM	1	1	100.0	-	-	-	-	-	-	-	-	-	-	-	-	-	-	-	-
5	1	UAF	2	-	-	-	-	-	-	-	-	-	-	-	-	-	-	-	-	-	-
6	1	UAFS	6	1	16.7	-	-	-	-	1	16.7	-	-	-	-	1	16.7	-	-	1	16.7
7	1	UALR	-	-	-	-	-	-	-	-	-	-	-	-	-	-	-	-	-	-	-
8	1	UAM	-	-	-	-	-	-	-	-	-	-	-	-	-	-	-	-	-	-	-
9	1	UAPB	1	-	-	1	100.0	-	-	-	-	-	-	-	-	1	100.0	-	-	1	100.0
10	1	UCA	6	1	16.7	4	66.7	-	-	-	-	-	-	-	-	4	66.7	-	-	4	66.7
4-Year			22	6	27.3	5	22.7	-	-	1	4.5	-	-	-	-	6	27.3	2	9.1	8	36.4

NOTES: When a student received more than one award, only the highest award was counted.

TIME PERIOD CONSIDERATIONS:

- CP Graduates** are counted from these graduation dates = '092005', '102005', '112005', '122005', '012006', '022006', '032006', '042006', '052006', so this is essentially through the Spring term.
- TC Graduates** include 1 full academic year plus these graduation dates = '072006', '082006', '092006', '102006', '112006', '122006', so this is through the next Fall term.
- Associate Graduates** include 3 full academic years plus these graduation dates = '072008', '082008', so this includes the next 2 months of July and August.
- AC Graduates** include 4 full academic years plus these graduation dates = '072009', '082009', '092009', '102009', '112009', '122009', so this is through the next Fall term.
- Baccalaureate Graduates** include 6 full academic years plus these graduation dates = '072011', '082011', so this includes the next 2 months of July and August.

ADHE Athletic Graduation Rate Calculation for 4-Year Universities - by Sport

Cohort Year selected = 2002 and Time Period Covered = AFTER SIX (6) YEARS (from AY2002 thru AY2007) for Four-Year Universities and Sport = WOMEN'S BASKETBALL.

#	IT	College	Cohort	Transfers		Bacc.		Adv. Cert.		Assoc.		Tech. Cert.		Cert. Prof.		Graduates		Retained		Success	
				#	%	#	%	#	%	#	%	#	%	#	%	#	%	#	%	#	%
1	1	ASUJ	3	1	33.3	1	33.3	-	-	-	-	-	-	-	-	1	33.3	-	-	1	33.3
2	1	ATU	3	1	33.3	2	66.7	-	-	-	-	-	-	-	-	2	66.7	-	-	2	66.7
3	1	HSU	5	3	60.0	2	40.0	-	-	-	-	-	-	-	-	2	40.0	-	-	2	40.0
4	1	SAUM	5	-	-	4	80.0	-	-	-	-	-	-	-	-	4	80.0	-	-	4	80.0
5	1	UAF	1	-	-	-	-	-	-	-	-	-	-	-	-	-	-	-	-	-	-
6	1	UAFS	3	1	33.3	-	-	-	-	2	66.7	-	-	-	-	2	66.7	-	-	2	66.7
7	1	UALR	4	-	-	1	25.0	-	-	-	-	-	-	-	-	1	25.0	-	-	1	25.0
8	1	UAM	1	-	-	1	100.0	-	-	-	-	-	-	-	-	1	100.0	-	-	1	100.0
9	1	UAPB	2	-	-	1	50.0	-	-	-	-	-	-	-	-	1	50.0	-	-	1	50.0
10	1	UCA	3	1	33.3	1	33.3	-	-	-	-	-	-	-	-	1	33.3	-	-	1	33.3
4-Year			30	7	23.3	13	43.3	-	-	2	6.7	-	-	-	-	15	50.0	-	-	15	50.0

NOTES: When a student received more than one award, only the highest award was counted.

TIME PERIOD CONSIDERATIONS:

- CP Graduates** are counted from these graduation dates = '092001', '102001', '112001', '122001', '012002', '022002', '032002', '042002', '052002', so this is essentially through the Spring term.
- TC Graduates** include 1 full academic year plus these graduation dates = '072002', '082002', '092002', '102002', '112002', '122002', so this is through the next Fall term.
- Associate Graduates** include 3 full academic years plus these graduation dates = '072004', '082004', so this includes the next 2 months of July and August.
- AC Graduates** include 4 full academic years plus these graduation dates = '072005', '082005', '092005', '102005', '112005', '122005', so this is through the next Fall term.
- Baccalaureate Graduates** include 6 full academic years plus these graduation dates = '072007', '082007', so this includes the next 2 months of July and August.

Cohort Year selected = 2003 and Time Period Covered = AFTER SIX (6) YEARS (from AY2003 thru AY2008) for Four-Year Universities and Sport = WOMEN'S BASKETBALL.

#	IT	College	Cohort	Transfers		Bacc.		Adv. Cert.		Assoc.		Tech. Cert.		Cert. Prof.		Graduates		Retained		Success	
				#	%	#	%	#	%	#	%	#	%	#	%	#	%	#	%	#	%
1	1	ASUJ	3	-	-	2	66.7	-	-	-	-	-	-	-	-	2	66.7	-	-	2	66.7
2	1	ATU	4	2	50.0	2	50.0	-	-	-	-	-	-	-	-	2	50.0	-	-	2	50.0
3	1	HSU	-	-	-	-	-	-	-	-	-	-	-	-	-	-	-	-	-	-	-
4	1	SAUM	4	1	25.0	1	25.0	-	-	-	-	-	-	-	-	1	25.0	-	-	1	25.0
5	1	UAF	5	2	40.0	3	60.0	-	-	-	-	-	-	-	-	3	60.0	-	-	3	60.0
6	1	UAFS	11	1	9.1	-	-	-	-	6	54.5	-	-	-	-	6	54.5	1	9.1	7	63.6
7	1	UALR	5	3	60.0	1	20.0	-	-	-	-	-	-	-	-	1	20.0	-	-	1	20.0
8	1	UAM	5	-	-	2	40.0	-	-	-	-	-	-	-	-	2	40.0	-	-	2	40.0
9	1	UAPB	3	-	-	2	66.7	-	-	-	-	-	-	-	-	2	66.7	-	-	2	66.7
10	1	UCA	2	-	-	1	50.0	-	-	-	-	-	-	-	-	1	50.0	1	50.0	2	100.0
4-Year			42	9	21.4	14	33.3	-	-	6	14.3	-	-	-	-	20	47.6	2	4.8	22	52.4

NOTES: When a student received more than one award, only the highest award was counted.

TIME PERIOD CONSIDERATIONS:

- CP Graduates** are counted from these graduation dates = '092002', '102002', '112002', '122002', '012003', '022003', '032003', '042003', '052003', so this is essentially through the Spring term.
- TC Graduates** include 1 full academic year plus these graduation dates = '072003', '082003', '092003', '102003', '112003', '122003', so this is through the next Fall term.
- Associate Graduates** include 3 full academic years plus these graduation dates = '072005', '082005', so this includes the next 2 months of July and August.
- AC Graduates** include 4 full academic years plus these graduation dates = '072006', '082006', '092006', '102006', '112006', '122006', so this is through the next Fall term.
- Baccalaureate Graduates** include 6 full academic years plus these graduation dates = '072008', '082008', so this includes the next 2 months of July and August.

ADHE Athletic Graduation Rate Calculation for 4-Year Universities - by Sport

Cohort Year selected = 2004 and Time Period Covered = AFTER SIX (6) YEARS (from AY2004 thru AY2009) for Four-Year Universities and Sport = WOMEN'S BASKETBALL.

#	IT	College	Cohort	Transfers		Bacc.		Adv. Cert.		Assoc.		Tech. Cert.		Cert. Prof.		Graduates		Retained		Success	
				#	%	#	%	#	%	#	%	#	%	#	%	#	%	#	%	#	%
1	1	ASUJ	4	2	50.0	2	50.0	-	-	-	-	-	-	-	-	2	50.0	-	-	2	50.0
2	1	ATU	6	2	33.3	3	50.0	-	-	-	-	-	-	-	-	3	50.0	-	-	3	50.0
3	1	HSU	1	-	-	-	-	-	-	-	-	-	-	-	-	-	-	-	-	-	-
4	1	SAUM	8	2	25.0	2	25.0	-	-	-	-	-	-	-	-	2	25.0	-	-	2	25.0
5	1	UAF	2	-	-	2	100.0	-	-	-	-	-	-	-	-	2	100.0	-	-	2	100.0
6	1	UAFS	6	2	33.3	-	-	-	-	2	33.3	-	-	-	-	2	33.3	-	-	2	33.3
7	1	UALR	4	1	25.0	3	75.0	-	-	-	-	-	-	-	-	3	75.0	-	-	3	75.0
8	1	UAM	1	-	-	1	100.0	-	-	-	-	-	-	-	-	1	100.0	-	-	1	100.0
9	1	UAPB	4	1	25.0	2	50.0	-	-	-	-	-	-	-	-	2	50.0	-	-	2	50.0
10	1	UCA	6	-	-	4	66.7	-	-	-	-	-	-	-	-	4	66.7	1	16.7	5	83.3
4-Year			42	10	23.8	19	45.2	-	-	2	4.8	-	-	-	-	21	50.0	1	2.4	22	52.4

NOTES: When a student received more than one award, only the highest award was counted.

TIME PERIOD CONSIDERATIONS:

- CP Graduates** are counted from these graduation dates = '092003', '102003', '112003', '122003', '012004', '022004', '032004', '042004', '052004', so this is essentially through the Spring term.
- TC Graduates** include 1 full academic year plus these graduation dates = '072004', '082004', '092004', '102004', '112004', '122004', so this is through the next Fall term.
- Associate Graduates** include 3 full academic years plus these graduation dates = '072006', '082006', so this includes the next 2 months of July and August.
- AC Graduates** include 4 full academic years plus these graduation dates = '072007', '082007', '092007', '102007', '112007', '122007', so this is through the next Fall term.
- Baccalaureate Graduates** include 6 full academic years plus these graduation dates = '072009', '082009', so this includes the next 2 months of July and August.

Cohort Year selected = 2005 and Time Period Covered = AFTER SIX (6) YEARS (from AY2005 thru AY2010) for Four-Year Universities and Sport = WOMEN'S BASKETBALL.

#	IT	College	Cohort	Transfers		Bacc.		Adv. Cert.		Assoc.		Tech. Cert.		Cert. Prof.		Graduates		Retained		Success	
				#	%	#	%	#	%	#	%	#	%	#	%	#	%	#	%	#	%
1	1	ASUJ	5	-	-	2	40.0	-	-	-	-	-	-	-	-	2	40.0	-	-	2	40.0
2	1	ATU	2	1	50.0	1	50.0	-	-	-	-	-	-	-	-	1	50.0	-	-	1	50.0
3	1	HSU	2	-	-	1	50.0	-	-	-	-	-	-	-	-	1	50.0	-	-	1	50.0
4	1	SAUM	4	-	-	2	50.0	-	-	-	-	-	-	-	-	2	50.0	1	25.0	3	75.0
5	1	UAF	1	-	-	1	100.0	-	-	-	-	-	-	-	-	1	100.0	-	-	1	100.0
6	1	UAFS	5	1	20.0	-	-	-	-	4	80.0	-	-	-	-	4	80.0	-	-	4	80.0
7	1	UALR	6	1	16.7	3	50.0	-	-	-	-	-	-	-	-	3	50.0	-	-	3	50.0
8	1	UAM	-	-	-	-	-	-	-	-	-	-	-	-	-	-	-	-	-	-	-
9	1	UAPB	5	-	-	3	60.0	-	-	-	-	-	-	-	-	3	60.0	-	-	3	60.0
10	1	UCA	3	-	-	1	33.3	-	-	-	-	-	-	-	-	1	33.3	-	-	1	33.3
4-Year			33	3	9.1	14	42.4	-	-	4	12.1	-	-	-	-	18	54.5	1	3.0	19	57.6

NOTES: When a student received more than one award, only the highest award was counted.

TIME PERIOD CONSIDERATIONS:

- CP Graduates** are counted from these graduation dates = '092004', '102004', '112004', '122004', '012005', '022005', '032005', '042005', '052005', so this is essentially through the Spring term.
- TC Graduates** include 1 full academic year plus these graduation dates = '072005', '082005', '092005', '102005', '112005', '122005', so this is through the next Fall term.
- Associate Graduates** include 3 full academic years plus these graduation dates = '072007', '082007', so this includes the next 2 months of July and August.
- AC Graduates** include 4 full academic years plus these graduation dates = '072008', '082008', '092008', '102008', '112008', '122008', so this is through the next Fall term.
- Baccalaureate Graduates** include 6 full academic years plus these graduation dates = '072010', '082010', so this includes the next 2 months of July and August.

ADHE Athletic Graduation Rate Calculation for 4-Year Universities - by Sport

Cohort Year selected = 2006 and Time Period Covered = AFTER SIX (6) YEARS (from AY2006 thru AY2011) for Four-Year Universities and Sport = WOMEN'S BASKETBALL.

#	IT	College	Cohort	Transfers		Bacc.		Adv. Cert.		Assoc.		Tech. Cert.		Cert. Prof.		Graduates		Retained		Success	
				#	%	#	%	#	%	#	%	#	%	#	%	#	%	#	%	#	%
1	1	ASUJ	6	-	-	3	50.0	-	-	-	-	-	-	-	-	3	50.0	-	-	3	50.0
2	1	ATU	5	1	20.0	3	60.0	-	-	-	-	-	-	-	-	3	60.0	-	-	3	60.0
3	1	HSU	1	1	100.0	-	-	-	-	-	-	-	-	-	-	-	-	-	-	-	-
4	1	SAUM	-	-	-	-	-	-	-	-	-	-	-	-	-	-	-	-	-	-	-
5	1	UAF	2	-	-	2	100.0	-	-	-	-	-	-	-	-	2	100.0	-	-	2	100.0
6	1	UAFS	5	1	20.0	2	40.0	-	-	-	-	-	-	-	-	2	40.0	-	-	2	40.0
7	1	UALR	5	1	20.0	2	40.0	-	-	-	-	-	-	-	-	2	40.0	-	-	2	40.0
8	1	UAM	1	-	-	-	-	-	-	-	-	-	-	-	-	-	-	-	-	-	-
9	1	UAPB	1	-	-	-	-	-	-	-	-	-	-	-	-	-	-	-	-	-	-
10	1	UCA	6	1	16.7	2	33.3	-	-	-	-	-	-	-	-	2	33.3	1	16.7	3	50.0
4-Year			32	5	15.6	14	43.8	-	-	-	-	-	-	-	-	14	43.8	1	3.1	15	46.9

NOTES: When a student received more than one award, only the highest award was counted.

TIME PERIOD CONSIDERATIONS:

- CP Graduates** are counted from these graduation dates = '092005', '102005', '112005', '122005', '012006', '022006', '032006', '042006', '052006', so this is essentially through the Spring term.
- TC Graduates** include 1 full academic year plus these graduation dates = '072006', '082006', '092006', '102006', '112006', '122006', so this is through the next Fall term.
- Associate Graduates** include 3 full academic years plus these graduation dates = '072008', '082008', so this includes the next 2 months of July and August.
- AC Graduates** include 4 full academic years plus these graduation dates = '072009', '082009', '092009', '102009', '112009', '122009', so this is through the next Fall term.
- Baccalaureate Graduates** include 6 full academic years plus these graduation dates = '072011', '082011', so this includes the next 2 months of July and August.

Cohort Year selected = 2002 and Time Period Covered = AFTER SIX (6) YEARS (from AY2002 thru AY2007) for Four-Year Universities and Sport = ALL OTHERS.

#	IT	College	Cohort	Transfers		Bacc.		Adv. Cert.		Assoc.		Tech. Cert.		Cert. Prof.		Graduates		Retained		Success	
				#	%	#	%	#	%	#	%	#	%	#	%	#	%	#	%	#	%
1	1	ASUJ	28	3	10.7	18	64.3	-	-	-	-	-	-	-	-	18	64.3	-	-	18	64.3
2	1	ATU	23	4	17.4	12	52.2	-	-	-	-	-	-	-	-	12	52.2	-	-	12	52.2
3	1	HSU	42	10	23.8	7	16.7	-	-	-	-	-	-	-	-	7	16.7	4	9.5	11	26.2
4	1	SAUM	39	8	20.5	13	33.3	-	-	-	-	-	-	-	-	13	33.3	1	2.6	14	35.9
5	1	UAF	68	2	2.9	43	63.2	-	-	-	-	-	-	-	-	43	63.2	-	-	43	63.2
6	1	UAFS	22	6	27.3	4	18.2	-	-	6	27.3	-	-	-	-	10	45.5	-	-	10	45.5
7	1	UALR	21	4	19.0	6	28.6	-	-	-	-	-	-	-	-	6	28.6	2	9.5	8	38.1
8	1	UAM	6	2	33.3	4	66.7	-	-	-	-	-	-	-	-	4	66.7	-	-	4	66.7
9	1	UAPB	28	1	3.6	16	57.1	-	-	-	-	-	-	-	-	16	57.1	1	3.6	17	60.7
10	1	UCA	24	3	12.5	14	58.3	-	-	-	-	-	-	-	-	14	58.3	2	8.3	16	66.7
4-Year			301	43	14.3	137	45.5	-	-	6	2.0	-	-	-	-	143	47.5	10	3.3	153	50.8

NOTES: When a student received more than one award, only the highest award was counted.

TIME PERIOD CONSIDERATIONS:

- CP Graduates** are counted from these graduation dates = '092001', '102001', '112001', '122001', '012002', '022002', '032002', '042002', '052002', so this is essentially through the Spring term.
- TC Graduates** include 1 full academic year plus these graduation dates = '072002', '082002', '092002', '102002', '112002', '122002', so this is through the next Fall term.
- Associate Graduates** include 3 full academic years plus these graduation dates = '072004', '082004', so this includes the next 2 months of July and August.
- AC Graduates** include 4 full academic years plus these graduation dates = '072005', '082005', '092005', '102005', '112005', '122005', so this is through the next Fall term.
- Baccalaureate Graduates** include 6 full academic years plus these graduation dates = '072007', '082007', so this includes the next 2 months of July and August.

ADHE Athletic Graduation Rate Calculation for 4-Year Universities - by Sport

Cohort Year selected = 2003 and Time Period Covered = AFTER SIX (6) YEARS (from AY2003 thru AY2008) for Four-Year Universities and Sport = ALL OTHERS.

#	IT	College	Cohort	Transfers		Bacc.		Adv. Cert.		Assoc.		Tech. Cert.		Cert. Prof.		Graduates		Retained		Success	
				#	%	#	%	#	%	#	%	#	%	#	%	#	%	#	%	#	%
1	1	ASUJ	42	4	9.5	17	40.5	-	-	-	-	-	-	-	-	17	40.5	1	2.4	18	42.9
2	1	ATU	32	7	21.9	18	56.3	-	-	-	-	-	-	-	-	18	56.3	2	6.3	20	62.5
3	1	HSU	40	5	12.5	14	35.0	-	-	-	-	-	-	-	-	14	35.0	1	2.5	15	37.5
4	1	SAUM	21	2	9.5	5	23.8	-	-	-	-	-	-	-	-	5	23.8	-	-	5	23.8
5	1	UAF	77	4	5.2	42	54.5	-	-	-	-	-	-	-	-	42	54.5	1	1.3	43	55.8
6	1	UAFS	25	9	36.0	-	-	-	-	12	48.0	-	-	-	-	12	48.0	-	-	12	48.0
7	1	UALR	33	2	6.1	15	45.5	-	-	-	-	-	-	-	-	15	45.5	4	12.1	19	57.6
8	1	UAM	23	5	21.7	8	34.8	-	-	1	4.3	-	-	-	-	9	39.1	1	4.3	10	43.5
9	1	UAPB	25	-	-	15	60.0	-	-	-	-	-	-	-	-	15	60.0	-	-	15	60.0
10	1	UCA	55	9	16.4	29	52.7	-	-	-	-	-	-	-	-	29	52.7	2	3.6	31	56.4
4-Year			373	47	12.6	163	43.7	-	-	13	3.5	-	-	-	-	176	47.2	12	3.2	188	50.4

NOTES: When a student received more than one award, only the highest award was counted.

TIME PERIOD CONSIDERATIONS:

- CP Graduates** are counted from these graduation dates = '092002', '102002', '112002', '122002', '012003', '022003', '032003', '042003', '052003', so this is essentially through the Spring term.
- TC Graduates** include 1 full academic year plus these graduation dates = '072003', '082003', '092003', '102003', '112003', '122003', so this is through the next Fall term.
- Associate Graduates** include 3 full academic years plus these graduation dates = '072005', '082005', so this includes the next 2 months of July and August.
- AC Graduates** include 4 full academic years plus these graduation dates = '072006', '082006', '092006', '102006', '112006', '122006', so this is through the next Fall term.
- Baccalaureate Graduates** include 6 full academic years plus these graduation dates = '072008', '082008', so this includes the next 2 months of July and August.

Cohort Year selected = 2004 and Time Period Covered = AFTER SIX (6) YEARS (from AY2004 thru AY2009) for Four-Year Universities and Sport = ALL OTHERS.

#	IT	College	Cohort	Transfers		Bacc.		Adv. Cert.		Assoc.		Tech. Cert.		Cert. Prof.		Graduates		Retained		Success	
				#	%	#	%	#	%	#	%	#	%	#	%	#	%	#	%	#	%
1	1	ASUJ	33	3	9.1	17	51.5	-	-	-	-	-	-	-	-	17	51.5	1	3.0	18	54.5
2	1	ATU	54	16	29.6	20	37.0	-	-	-	-	-	-	-	-	20	37.0	3	5.6	23	42.6
3	1	HSU	43	5	11.6	22	51.2	-	-	-	-	-	-	-	-	22	51.2	1	2.3	23	53.5
4	1	SAUM	35	8	22.9	16	45.7	-	-	-	-	-	-	-	-	16	45.7	-	-	16	45.7
5	1	UAF	77	4	5.2	47	61.0	-	-	-	-	-	-	-	-	47	61.0	-	-	47	61.0
6	1	UAFS	13	3	23.1	-	-	-	-	6	46.2	-	-	-	-	6	46.2	-	-	6	46.2
7	1	UALR	36	5	13.9	10	27.8	-	-	-	-	-	-	-	-	10	27.8	1	2.8	11	30.6
8	1	UAM	9	1	11.1	4	44.4	-	-	-	-	-	-	-	-	4	44.4	-	-	4	44.4
9	1	UAPB	17	1	5.9	7	41.2	-	-	-	-	-	-	-	-	7	41.2	2	11.8	9	52.9
10	1	UCA	48	8	16.7	27	56.3	-	-	-	-	-	-	-	-	27	56.3	1	2.1	28	58.3
4-Year			365	54	14.8	170	46.6	-	-	6	1.6	-	-	-	-	176	48.2	9	2.5	185	50.7

NOTES: When a student received more than one award, only the highest award was counted.

TIME PERIOD CONSIDERATIONS:

- CP Graduates** are counted from these graduation dates = '092003', '102003', '112003', '122003', '012004', '022004', '032004', '042004', '052004', so this is essentially through the Spring term.
- TC Graduates** include 1 full academic year plus these graduation dates = '072004', '082004', '092004', '102004', '112004', '122004', so this is through the next Fall term.
- Associate Graduates** include 3 full academic years plus these graduation dates = '072006', '082006', so this includes the next 2 months of July and August.
- AC Graduates** include 4 full academic years plus these graduation dates = '072007', '082007', '092007', '102007', '112007', '122007', so this is through the next Fall term.
- Baccalaureate Graduates** include 6 full academic years plus these graduation dates = '072009', '082009', so this includes the next 2 months of July and August.

ADHE Athletic Graduation Rate Calculation for 4-Year Universities - by Sport

Cohort Year selected = 2005 and Time Period Covered = AFTER SIX (6) YEARS (from AY2005 thru AY2010) for Four-Year Universities and Sport = ALL OTHERS.

#	IT	College	Cohort	Transfers		Bacc.		Adv. Cert.		Assoc.		Tech. Cert.		Cert. Prof.		Graduates		Retained		Success	
				#	%	#	%	#	%	#	%	#	%	#	%	#	%	#	%	#	%
1	1	ASUJ	47	4	8.5	19	40.4	-	-	-	-	-	-	-	-	19	40.4	-	-	19	40.4
2	1	ATU	27	7	25.9	13	48.1	-	-	-	-	-	-	-	-	13	48.1	-	-	13	48.1
3	1	HSU	49	5	10.2	17	34.7	-	-	-	-	-	-	-	-	17	34.7	1	2.0	18	36.7
4	1	SAUM	57	5	8.8	25	43.9	-	-	-	-	-	-	-	-	25	43.9	1	1.8	26	45.6
5	1	UAF	83	5	6.0	46	55.4	-	-	-	-	-	-	-	-	46	55.4	2	2.4	48	57.8
6	1	UAFS	22	3	13.6	5	22.7	-	-	6	27.3	-	-	-	-	11	50.0	1	4.5	12	54.5
7	1	UALR	35	4	11.4	11	31.4	-	-	-	-	-	-	-	-	11	31.4	-	-	11	31.4
8	1	UAM	-	-	-	-	-	-	-	-	-	-	-	-	-	-	-	-	-	-	-
9	1	UAPB	17	1	5.9	7	41.2	-	-	-	-	-	-	-	-	7	41.2	1	5.9	8	47.1
10	1	UCA	46	2	4.3	29	63.0	-	-	-	-	-	-	-	-	29	63.0	1	2.2	30	65.2
4-Year			383	36	9.4	172	44.9	-	-	6	1.6	-	-	-	-	178	46.5	7	1.8	185	48.3

NOTES: When a student received more than one award, only the highest award was counted.

TIME PERIOD CONSIDERATIONS:

- CP Graduates** are counted from these graduation dates = '092004', '102004', '112004', '122004', '012005', '022005', '032005', '042005', '052005', so this is essentially through the Spring term.
- TC Graduates** include 1 full academic year plus these graduation dates = '072005', '082005', '092005', '102005', '112005', '122005', so this is through the next Fall term.
- Associate Graduates** include 3 full academic years plus these graduation dates = '072007', '082007', so this includes the next 2 months of July and August.
- AC Graduates** include 4 full academic years plus these graduation dates = '072008', '082008', '092008', '102008', '112008', '122008', so this is through the next Fall term.
- Baccalaureate Graduates** include 6 full academic years plus these graduation dates = '072010', '082010', so this includes the next 2 months of July and August.

Cohort Year selected = 2006 and Time Period Covered = AFTER SIX (6) YEARS (from AY2006 thru AY2011) for Four-Year Universities and Sport = ALL OTHERS.

#	IT	College	Cohort	Transfers		Bacc.		Adv. Cert.		Assoc.		Tech. Cert.		Cert. Prof.		Graduates		Retained		Success	
				#	%	#	%	#	%	#	%	#	%	#	%	#	%	#	%	#	%
1	1	ASUJ	48	6	12.5	22	45.8	-	-	-	-	-	-	-	-	22	45.8	1	2.1	23	47.9
2	1	ATU	35	5	14.3	23	65.7	-	-	-	-	-	-	-	-	23	65.7	1	2.9	24	68.6
3	1	HSU	53	12	22.6	21	39.6	-	-	-	-	-	-	-	-	21	39.6	-	-	21	39.6
4	1	SAUM	19	2	10.5	5	26.3	-	-	-	-	-	-	-	-	5	26.3	1	5.3	6	31.6
5	1	UAF	90	3	3.3	51	56.7	-	-	-	-	-	-	-	-	51	56.7	2	2.2	53	58.9
6	1	UAFS	27	11	40.7	1	3.7	-	-	9	33.3	-	-	-	-	10	37.0	1	3.7	11	40.7
7	1	UALR	36	6	16.7	12	33.3	-	-	-	-	-	-	-	-	12	33.3	1	2.8	13	36.1
8	1	UAM	13	3	23.1	6	46.2	-	-	1	7.7	-	-	-	-	7	53.8	-	-	7	53.8
9	1	UAPB	31	7	22.6	16	51.6	-	-	-	-	-	-	-	-	16	51.6	-	-	16	51.6
10	1	UCA	69	4	5.8	43	62.3	-	-	-	-	-	-	-	-	43	62.3	-	-	43	62.3
4-Year			421	59	14.0	200	47.5	-	-	10	2.4	-	-	-	-	210	49.9	7	1.7	217	51.5

NOTES: When a student received more than one award, only the highest award was counted.

TIME PERIOD CONSIDERATIONS:

- CP Graduates** are counted from these graduation dates = '092005', '102005', '112005', '122005', '012006', '022006', '032006', '042006', '052006', so this is essentially through the Spring term.
- TC Graduates** include 1 full academic year plus these graduation dates = '072006', '082006', '092006', '102006', '112006', '122006', so this is through the next Fall term.
- Associate Graduates** include 3 full academic years plus these graduation dates = '072008', '082008', so this includes the next 2 months of July and August.
- AC Graduates** include 4 full academic years plus these graduation dates = '072009', '082009', '092009', '102009', '112009', '122009', so this is through the next Fall term.
- Baccalaureate Graduates** include 6 full academic years plus these graduation dates = '072011', '082011', so this includes the next 2 months of July and August.

ADHE Athletic Graduation Rate Calculation for 2-Year Colleges - by Sport

Cohort Year selected = 2005 and Time Period Covered = AFTER THREE (3) YEARS (from AY2005 thru AY2007) for Two-Year Colleges and Sport = MEN'S BASKETBALL.

#	IT	College	FICE	Cohort	Transfers		Bacc.		Adv. Cert.		Assoc.		Tech. Cert.		Cert. Prof.		Graduates		Retained		Success			
					#	%	#	%	#	%	#	%	#	%	#	%	#	%	#	%	#	%		
1	2	MSCC	23482	-	-	-	-	-	-	-	-	-	-	-	-	-	-	-	-	-	-	-		
2	2	NAC	12261	1	-	-	-	-	-	-	1	100.0	-	-	-	-	-	1	100.0	-	-	1	100.0	
3	2	UACCM	5245	-	-	-	-	-	-	-	-	-	-	-	-	-	-	-	-	-	-	-		
2-Year Colleges				1	-	-	-	-	-	-	1	100.0	-	-	-	-	-	-	1	100.0	-	-	1	100.0

NOTES: When a student received more than one award, only the highest award was counted.

TIME PERIOD CONSIDERATIONS:

1. **CP Graduates** are counted from these graduation dates = '092004', '102004', '112004', '122004', '012005', '022005', '032005', '042005', '052005', so this is essentially through the Spring term.
2. **TC Graduates** include 1 full academic year plus these graduation dates = '072005', '082005', '092005', '102005', '112005', '122005', so this is through the next Fall term.
3. **Associate Graduates** include 3 full academic years plus these graduation dates = '072007', '082007', '092007', so this includes the next 2 months of July and August.
4. **AC Graduates** include 4 full academic years plus these graduation dates = '072008', '082008', '092008', '102008', '112008', '122008', so this is through the next Fall term.

Cohort Year selected = 2006 and Time Period Covered = AFTER THREE (3) YEARS (from AY2006 thru AY2008) for Two-Year Colleges and Sport = MEN'S BASKETBALL.

#	IT	College	FICE	Cohort	Transfers		Bacc.		Adv. Cert.		Assoc.		Tech. Cert.		Cert. Prof.		Graduates		Retained		Success			
					#	%	#	%	#	%	#	%	#	%	#	%	#	%	#	%	#	%		
1	2	MSCC	23482	-	-	-	-	-	-	-	-	-	-	-	-	-	-	-	-	-	-	-		
2	2	NAC	12261	7	2	28.6	-	-	-	-	2	28.6	-	-	-	-	-	2	28.6	-	-	2	28.6	
3	2	UACCM	5245	-	-	-	-	-	-	-	-	-	-	-	-	-	-	-	-	-	-	-		
2-Year Colleges				7	2	28.6	-	-	-	-	2	28.6	-	-	-	-	-	-	2	28.6	-	-	2	28.6

NOTES: When a student received more than one award, only the highest award was counted.

TIME PERIOD CONSIDERATIONS:

1. **CP Graduates** are counted from these graduation dates = '092005', '102005', '112005', '122005', '012006', '022006', '032006', '042006', '052006', so this is essentially through the Spring term.
2. **TC Graduates** include 1 full academic year plus these graduation dates = '072006', '082006', '092006', '102006', '112006', '122006', so this is through the next Fall term.
3. **Associate Graduates** include 3 full academic years plus these graduation dates = '072008', '082008', '092008', so this includes the next 2 months of July and August.
4. **AC Graduates** include 4 full academic years plus these graduation dates = '072009', '082009', '092009', '102009', '112009', '122009', so this is through the next Fall term.

Cohort Year selected = 2007 and Time Period Covered = AFTER THREE (3) YEARS (from AY2007 thru AY2009) for Two-Year Colleges and Sport = MEN'S BASKETBALL.

#	IT	College	FICE	Cohort	Transfers		Bacc.		Adv. Cert.		Assoc.		Tech. Cert.		Cert. Prof.		Graduates		Retained		Success			
					#	%	#	%	#	%	#	%	#	%	#	%	#	%	#	%	#	%		
1	2	MSCC	23482	-	-	-	-	-	-	-	-	-	-	-	-	-	-	-	-	-	-	-		
2	2	NAC	12261	9	2	22.2	-	-	-	-	2	22.2	-	-	-	-	-	2	22.2	1	11.1	3	33.3	
3	2	UACCM	5245	-	-	-	-	-	-	-	-	-	-	-	-	-	-	-	-	-	-	-		
2-Year Colleges				9	2	22.2	-	-	-	-	2	22.2	-	-	-	-	-	-	2	22.2	1	11.1	3	33.3

NOTES: When a student received more than one award, only the highest award was counted.

TIME PERIOD CONSIDERATIONS:

1. **CP Graduates** are counted from these graduation dates = '092006', '102006', '112006', '122006', '012007', '022007', '032007', '042007', '052007', so this is essentially through the Spring term.
2. **TC Graduates** include 1 full academic year plus these graduation dates = '072007', '082007', '092007', '102007', '112007', '122007', so this is through the next Fall term.
3. **Associate Graduates** include 3 full academic years plus these graduation dates = '072009', '082009', '092009', so this includes the next 2 months of July and August.
4. **AC Graduates** include 4 full academic years plus these graduation dates = '072010', '082010', '092010', '102010', '112010', '122010', so this is through the next Fall term.

ADHE Athletic Graduation Rate Calculation for 2-Year Colleges - by Sport

Cohort Year selected = 2008 and Time Period Covered = AFTER THREE (3) YEARS (from AY2008 thru AY2010) for Two-Year Colleges and Sport = MEN'S BASKETBALL.

#	IT	College	FICE	Cohort	Transfers		Bacc.		Adv. Cert.		Assoc.		Tech. Cert.		Cert. Prof.		Graduates		Retained		Success	
					#	%	#	%	#	%	#	%	#	%	#	%	#	%	#	%	#	%
1	2	MSCC	23482	-	-	-	-	-	-	-	-	-	-	-	-	-	-	-	-	-	-	-
2	2	NAC	12261	15	2	13.3	-	-	-	-	4	26.7	-	-	-	-	4	26.7	3	20.0	7	46.7
3	2	UACCM	5245	-	-	-	-	-	-	-	-	-	-	-	-	-	-	-	-	-	-	-
2-Year Colleges				15	2	13.3	-	-	-	-	4	26.7	-	-	-	-	4	26.7	3	20.0	7	46.7

NOTES: When a student received more than one award, only the highest award was counted.

TIME PERIOD CONSIDERATIONS:

- 1. **CP Graduates** are counted from these graduation dates = '092007', '102007', '112007', '122007', '012008', '022008', '032008', '042008', '052008', so this is essentially through the Spring term.
- 2. **TC Graduates** include 1 full academic year plus these graduation dates = '072008', '082008', '092008', '102008', '112008', '122008', so this is through the next Fall term.
- 3. **Associate Graduates** include 3 full academic years plus these graduation dates = '072010', '082010', '092010', so this includes the next 2 months of July and August.
- 4. **AC Graduates** include 4 full academic years plus these graduation dates = '072011', '082011', '092011', '102011', '112011', '122011', so this is through the next Fall term.

Cohort Year selected = 2009 and Time Period Covered = AFTER THREE (3) YEARS (from AY2009 thru AY2011) for Two-Year Colleges and Sport = MEN'S BASKETBALL.

#	IT	College	FICE	Cohort	Transfers		Bacc.		Adv. Cert.		Assoc.		Tech. Cert.		Cert. Prof.		Graduates		Retained		Success	
					#	%	#	%	#	%	#	%	#	%	#	%	#	%	#	%	#	%
1	2	MSCC	23482	-	-	-	-	-	-	-	-	-	-	-	-	-	-	-	-	-	-	-
2	2	NAC	12261	10	2	20.0	-	-	-	-	4	40.0	1	10.0	-	-	5	50.0	-	-	5	50.0
3	2	UACCM	5245	-	-	-	-	-	-	-	-	-	-	-	-	-	-	-	-	-	-	-
2-Year Colleges				10	2	20.0	-	-	-	-	4	40.0	1	10.0	-	-	5	50.0	-	-	5	50.0

NOTES: When a student received more than one award, only the highest award was counted.

TIME PERIOD CONSIDERATIONS:

- 1. **CP Graduates** are counted from these graduation dates = '092008', '102008', '112008', '122008', '012009', '022009', '032009', '042009', '052009', so this is essentially through the Spring term.
- 2. **TC Graduates** include 1 full academic year plus these graduation dates = '072009', '082009', '092009', '102009', '112009', '122009', so this is through the next Fall term.
- 3. **Associate Graduates** include 3 full academic years plus these graduation dates = '072011', '082011', '092011', so this includes the next 2 months of July and August.
- 4. **AC Graduates** include 4 full academic years plus these graduation dates = '072012', '082012', '092012', '102012', '112012', '122012', so this is through the next Fall term.

Cohort Year selected = 2005 and Time Period Covered = AFTER THREE (3) YEARS (from AY2005 thru AY2007) for Two-Year Colleges and Sport = WOMEN'S BASKETBALL.

#	IT	College	FICE	Cohort	Transfers		Bacc.		Adv. Cert.		Assoc.		Tech. Cert.		Cert. Prof.		Graduates		Retained		Success		
					#	%	#	%	#	%	#	%	#	%	#	%	#	%	#	%	#	%	
1	2	MSCC	23482	-	-	-	-	-	-	-	-	-	-	-	-	-	-	-	-	-	-	-	
2	2	NAC	12261	1	-	-	-	-	-	-	1	100.0	-	-	-	-	1	100.0	-	-	1	100.0	
3	2	UACCM	5245	-	-	-	-	-	-	-	-	-	-	-	-	-	-	-	-	-	-	-	
2-Year Colleges				1	-	-	-	-	-	-	1	100.0	-	-	-	-	-	1	100.0	-	-	1	100.0

NOTES: When a student received more than one award, only the highest award was counted.

TIME PERIOD CONSIDERATIONS:

- 1. **CP Graduates** are counted from these graduation dates = '092004', '102004', '112004', '122004', '012005', '022005', '032005', '042005', '052005', so this is essentially through the Spring term.
- 2. **TC Graduates** include 1 full academic year plus these graduation dates = '072005', '082005', '092005', '102005', '112005', '122005', so this is through the next Fall term.
- 3. **Associate Graduates** include 3 full academic years plus these graduation dates = '072007', '082007', '092007', so this includes the next 2 months of July and August.
- 4. **AC Graduates** include 4 full academic years plus these graduation dates = '072008', '082008', '092008', '102008', '112008', '122008', so this is through the next Fall term.

ADHE Athletic Graduation Rate Calculation for 2-Year Colleges - by Sport

Cohort Year selected = 2006 and Time Period Covered = AFTER THREE (3) YEARS (from AY2006 thru AY2008) for Two-Year Colleges and Sport = WOMEN'S BASKETBALL.

#	IT	College	FICE	Cohort	Transfers		Bacc.		Adv. Cert.		Assoc.		Tech. Cert.		Cert. Prof.		Graduates		Retained		Success	
					#	%	#	%	#	%	#	%	#	%	#	%	#	%	#	%	#	%
1	2	MSCC	23482	-	-	-	-	-	-	-	-	-	-	-	-	-	-	-	-	-	-	-
2	2	NAC	12261	10	5	50.0	-	-	-	-	2	20.0	-	-	-	-	2	20.0	1	10.0	3	30.0
3	2	UACCM	5245	-	-	-	-	-	-	-	-	-	-	-	-	-	-	-	-	-	-	-
2-Year Colleges				10	5	50.0	-	-	-	-	2	20.0	-	-	-	-	2	20.0	1	10.0	3	30.0

NOTES: When a student received more than one award, only the highest award was counted.

TIME PERIOD CONSIDERATIONS:

1. **CP Graduates** are counted from these graduation dates = '092005', '102005', '112005', '122005', '012006', '022006', '032006', '042006', '052006', so this is essentially through the Spring term.
2. **TC Graduates** include 1 full academic year plus these graduation dates = '072006', '082006', '092006', '102006', '112006', '122006', so this is through the next Fall term.
3. **Associate Graduates** include 3 full academic years plus these graduation dates = '072008', '082008', so this includes the next 2 months of July and August.
4. **AC Graduates** include 4 full academic years plus these graduation dates = '072009', '082009', '092009', '102009', '112009', '122009', so this is through the next Fall term.

Cohort Year selected = 2007 and Time Period Covered = AFTER THREE (3) YEARS (from AY2007 thru AY2009) for Two-Year Colleges and Sport = WOMEN'S BASKETBALL.

#	IT	College	FICE	Cohort	Transfers		Bacc.		Adv. Cert.		Assoc.		Tech. Cert.		Cert. Prof.		Graduates		Retained		Success	
					#	%	#	%	#	%	#	%	#	%	#	%	#	%	#	%	#	%
1	2	MSCC	23482	-	-	-	-	-	-	-	-	-	-	-	-	-	-	-	-	-	-	-
2	2	NAC	12261	6	1	16.7	-	-	-	-	5	83.3	-	-	-	-	5	83.3	-	-	5	83.3
3	2	UACCM	5245	-	-	-	-	-	-	-	-	-	-	-	-	-	-	-	-	-	-	-
2-Year Colleges				6	1	16.7	-	-	-	-	5	83.3	-	-	-	-	5	83.3	-	-	5	83.3

NOTES: When a student received more than one award, only the highest award was counted.

TIME PERIOD CONSIDERATIONS:

1. **CP Graduates** are counted from these graduation dates = '092006', '102006', '112006', '122006', '012007', '022007', '032007', '042007', '052007', so this is essentially through the Spring term.
2. **TC Graduates** include 1 full academic year plus these graduation dates = '072007', '082007', '092007', '102007', '112007', '122007', so this is through the next Fall term.
3. **Associate Graduates** include 3 full academic years plus these graduation dates = '072009', '082009', so this includes the next 2 months of July and August.
4. **AC Graduates** include 4 full academic years plus these graduation dates = '072010', '082010', '092010', '102010', '112010', '122010', so this is through the next Fall term.

Cohort Year selected = 2008 and Time Period Covered = AFTER THREE (3) YEARS (from AY2008 thru AY2010) for Two-Year Colleges and Sport = WOMEN'S BASKETBALL.

#	IT	College	FICE	Cohort	Transfers		Bacc.		Adv. Cert.		Assoc.		Tech. Cert.		Cert. Prof.		Graduates		Retained		Success	
					#	%	#	%	#	%	#	%	#	%	#	%	#	%	#	%	#	%
1	2	MSCC	23482	-	-	-	-	-	-	-	-	-	-	-	-	-	-	-	-	-	-	-
2	2	NAC	12261	10	3	30.0	-	-	-	-	3	30.0	-	-	-	-	3	30.0	-	-	3	30.0
3	2	UACCM	5245	-	-	-	-	-	-	-	-	-	-	-	-	-	-	-	-	-	-	-
2-Year Colleges				10	3	30.0	-	-	-	-	3	30.0	-	-	-	-	3	30.0	-	-	3	30.0

NOTES: When a student received more than one award, only the highest award was counted.

TIME PERIOD CONSIDERATIONS:

1. **CP Graduates** are counted from these graduation dates = '092007', '102007', '112007', '122007', '012008', '022008', '032008', '042008', '052008', so this is essentially through the Spring term.
2. **TC Graduates** include 1 full academic year plus these graduation dates = '072008', '082008', '092008', '102008', '112008', '122008', so this is through the next Fall term.
3. **Associate Graduates** include 3 full academic years plus these graduation dates = '072010', '082010', so this includes the next 2 months of July and August.
4. **AC Graduates** include 4 full academic years plus these graduation dates = '072011', '082011', '092011', '102011', '112011', '122011', so this is through the next Fall term.

ADHE Athletic Graduation Rate Calculation for 2-Year Colleges - by Sport

Cohort Year selected = 2009 and Time Period Covered = AFTER THREE (3) YEARS (from AY2009 thru AY2011) for Two-Year Colleges and Sport = WOMEN'S BASKETBALL.

#	IT	College	FICE	Cohort	Transfers		Bacc.		Adv. Cert.		Assoc.		Tech. Cert.		Cert. Prof.		Graduates		Retained		Success	
					#	%	#	%	#	%	#	%	#	%	#	%	#	%	#	%	#	%
1	2	MSCC	23482	-	-	-	-	-	-	-	-	-	-	-	-	-	-	-	-	-	-	-
2	2	NAC	12261	7	1	14.3	-	-	-	-	3	42.9	-	-	-	-	3	42.9	-	-	3	42.9
3	2	UACCM	5245	-	-	-	-	-	-	-	-	-	-	-	-	-	-	-	-	-	-	-
2-Year Colleges				7	1	14.3	-	-	-	-	3	42.9	-	-	-	-	3	42.9	-	-	3	42.9

NOTES: When a student received more than one award, only the highest award was counted.

TIME PERIOD CONSIDERATIONS:

1. **CP Graduates** are counted from these graduation dates = '092008', '102008', '112008', '122008', '012009', '022009', '032009', '042009', '052009', so this is essentially through the Spring term.
2. **TC Graduates** include 1 full academic year plus these graduation dates = '072009', '082009', '092009', '102009', '112009', '122009', so this is through the next Fall term.
3. **Associate Graduates** include 3 full academic years plus these graduation dates = '072011', '082011', so this includes the next 2 months of July and August.
4. **AC Graduates** include 4 full academic years plus these graduation dates = '072012', '082012', '092012', '102012', '112012', '122012', so this is through the next Fall term.

Cohort Year selected = 2005 and Time Period Covered = AFTER THREE (3) YEARS (from AY2005 thru AY2007) for Two-Year Colleges and Sport = ALL OTHERS.

#	IT	College	FICE	Cohort	Transfers		Bacc.		Adv. Cert.		Assoc.		Tech. Cert.		Cert. Prof.		Graduates		Retained		Success		
					#	%	#	%	#	%	#	%	#	%	#	%	#	%	#	%	#	%	
1	2	MSCC	23482	-	-	-	-	-	-	-	-	-	-	-	-	-	-	-	-	-	-	-	
2	2	NAC	12261	4	-	-	-	-	-	-	1	25.0	-	-	-	-	1	25.0	-	-	1	25.0	
3	2	UACCM	5245	-	-	-	-	-	-	-	-	-	-	-	-	-	-	-	-	-	-	-	
2-Year Colleges				4	-	-	-	-	-	-	1	25.0	-	-	-	-	-	1	25.0	-	-	1	25.0

NOTES: When a student received more than one award, only the highest award was counted.

TIME PERIOD CONSIDERATIONS:

1. **CP Graduates** are counted from these graduation dates = '092004', '102004', '112004', '122004', '012005', '022005', '032005', '042005', '052005', so this is essentially through the Spring term.
2. **TC Graduates** include 1 full academic year plus these graduation dates = '072005', '082005', '092005', '102005', '112005', '122005', so this is through the next Fall term.
3. **Associate Graduates** include 3 full academic years plus these graduation dates = '072007', '082007', so this includes the next 2 months of July and August.
4. **AC Graduates** include 4 full academic years plus these graduation dates = '072008', '082008', '092008', '102008', '112008', '122008', so this is through the next Fall term.

Cohort Year selected = 2006 and Time Period Covered = AFTER THREE (3) YEARS (from AY2006 thru AY2008) for Two-Year Colleges and Sport = ALL OTHERS.

#	IT	College	FICE	Cohort	Transfers		Bacc.		Adv. Cert.		Assoc.		Tech. Cert.		Cert. Prof.		Graduates		Retained		Success		
					#	%	#	%	#	%	#	%	#	%	#	%	#	%	#	%	#	%	
1	2	MSCC	23482	-	-	-	-	-	-	-	-	-	-	-	-	-	-	-	-	-	-	-	
2	2	NAC	12261	34	13	38.2	-	-	-	-	2	5.9	-	-	-	-	2	5.9	3	8.8	5	14.7	
3	2	UACCM	5245	2	1	50.0	-	-	-	-	-	-	-	-	-	-	-	-	-	-	-	-	
2-Year Colleges				36	14	38.9	-	-	-	-	2	5.6	-	-	-	-	-	2	5.6	3	8.3	5	13.9

NOTES: When a student received more than one award, only the highest award was counted.

TIME PERIOD CONSIDERATIONS:

1. **CP Graduates** are counted from these graduation dates = '092005', '102005', '112005', '122005', '012006', '022006', '032006', '042006', '052006', so this is essentially through the Spring term.
2. **TC Graduates** include 1 full academic year plus these graduation dates = '072006', '082006', '092006', '102006', '112006', '122006', so this is through the next Fall term.
3. **Associate Graduates** include 3 full academic years plus these graduation dates = '072008', '082008', so this includes the next 2 months of July and August.
4. **AC Graduates** include 4 full academic years plus these graduation dates = '072009', '082009', '092009', '102009', '112009', '122009', so this is through the next Fall term.

ADHE Athletic Graduation Rate Calculation for 2-Year Colleges - by Sport

Cohort Year selected = 2007 and Time Period Covered = AFTER THREE (3) YEARS (from AY2007 thru AY2009) for Two-Year Colleges and Sport = ALL OTHERS.

#	IT	College	FICE	Cohort	Transfers		Bacc.		Adv. Cert.		Assoc.		Tech. Cert.		Cert. Prof.		Graduates		Retained		Success	
					#	%	#	%	#	%	#	%	#	%	#	%	#	%	#	%	#	%
1	2	MSCC	23482	-	-	-	-	-	-	-	-	-	-	-	-	-	-	-	-	-	-	-
2	2	NAC	12261	46	17	37.0	-	-	-	-	9	19.6	-	-	-	-	9	19.6	3	6.5	12	26.1
3	2	UACCM	5245	6	-	-	-	-	-	-	1	16.7	-	-	-	-	1	16.7	-	-	1	16.7
2-Year Colleges				52	17	32.7	-	-	-	-	10	19.2	-	-	-	-	10	19.2	3	5.8	13	25.0

NOTES: When a student received more than one award, only the highest award was counted.

TIME PERIOD CONSIDERATIONS:

1. **CP Graduates** are counted from these graduation dates = '092006', '102006', '112006', '122006', '012007', '022007', '032007', '042007', '052007', so this is essentially though the Spring term.
2. **TC Graduates** include 1 full academic year plus these graduation dates = '072007', '082007', '092007', '102007', '112007', '122007', so this is through the next Fall term.
3. **Associate Graduates** include 3 full academic years plus these graduation dates = '072009', '082009', so this includes the next 2 months of July and August.
4. **AC Graduates** include 4 full academic years plus these graduation dates = '072010', '082010', '092010', '102010', '112010', '122010', so this is through the next Fall term.

Cohort Year selected = 2008 and Time Period Covered = AFTER THREE (3) YEARS (from AY2008 thru AY2010) for Two-Year Colleges and Sport = ALL OTHERS.

#	IT	College	FICE	Cohort	Transfers		Bacc.		Adv. Cert.		Assoc.		Tech. Cert.		Cert. Prof.		Graduates		Retained		Success	
					#	%	#	%	#	%	#	%	#	%	#	%	#	%	#	%	#	%
1	2	MSCC	23482	-	-	-	-	-	-	-	-	-	-	-	-	-	-	-	-	-	-	-
2	2	NAC	12261	30	11	36.7	-	-	-	-	3	10.0	-	-	-	-	3	10.0	1	3.3	4	13.3
3	2	UACCM	5245	-	-	-	-	-	-	-	-	-	-	-	-	-	-	-	-	-	-	-
2-Year Colleges				30	11	36.7	-	-	-	-	3	10.0	-	-	-	-	3	10.0	1	3.3	4	13.3

NOTES: When a student received more than one award, only the highest award was counted.

TIME PERIOD CONSIDERATIONS:

1. **CP Graduates** are counted from these graduation dates = '092007', '102007', '112007', '122007', '012008', '022008', '032008', '042008', '052008', so this is essentially though the Spring term.
2. **TC Graduates** include 1 full academic year plus these graduation dates = '072008', '082008', '092008', '102008', '112008', '122008', so this is through the next Fall term.
3. **Associate Graduates** include 3 full academic years plus these graduation dates = '072010', '082010', so this includes the next 2 months of July and August.
4. **AC Graduates** include 4 full academic years plus these graduation dates = '072011', '082011', '092011', '102011', '112011', '122011', so this is through the next Fall term.

Cohort Year selected = 2009 and Time Period Covered = AFTER THREE (3) YEARS (from AY2009 thru AY2011) for Two-Year Colleges and Sport = ALL OTHERS.

#	IT	College	FICE	Cohort	Transfers		Bacc.		Adv. Cert.		Assoc.		Tech. Cert.		Cert. Prof.		Graduates		Retained		Success	
					#	%	#	%	#	%	#	%	#	%	#	%	#	%	#	%	#	%
1	2	MSCC	23482	-	-	-	-	-	-	-	-	-	-	-	-	-	-	-	-	-	-	-
2	2	NAC	12261	11	5	45.5	-	-	-	-	1	9.1	-	-	-	-	1	9.1	1	9.1	2	18.2
3	2	UACCM	5245	-	-	-	-	-	-	-	-	-	-	-	-	-	-	-	-	-	-	-
2-Year Colleges				11	5	45.5	-	-	-	-	1	9.1	-	-	-	-	1	9.1	1	9.1	2	18.2

NOTES: When a student received more than one award, only the highest award was counted.

TIME PERIOD CONSIDERATIONS:

1. **CP Graduates** are counted from these graduation dates = '092008', '102008', '112008', '122008', '012009', '022009', '032009', '042009', '052009', so this is essentially though the Spring term.
2. **TC Graduates** include 1 full academic year plus these graduation dates = '072009', '082009', '092009', '102009', '112009', '122009', so this is through the next Fall term.
3. **Associate Graduates** include 3 full academic years plus these graduation dates = '072011', '082011', so this includes the next 2 months of July and August.
4. **AC Graduates** include 4 full academic years plus these graduation dates = '072012', '082012', '092012', '102012', '112012', '122012', so this is through the next Fall term.

Remediation Rates for Student Athletes

Academic Year = 2002 (2001-2002 Fall Term Only), Students graduated from High School in Anytime.

No.	Inst. Type	Institution	First-Time Students	Test Takers	Any Remediation		Math		English		Reading	
					Number	Percent	Number	Percent	Number	Percent	Number	Percent
1	1	ASUJ	65	65	35	53.8	20	30.8	18	27.7	24	36.9
2	1	ATU	82	82	47	57.3	36	43.9	32	39.0	18	22.0
3	1	HSU	86	86	51	59.3	38	44.2	31	36.0	24	27.9
4	1	SAUM	73	73	42	57.5	32	43.8	24	32.9	19	26.0
5	1	UAF	100	99	32	32.3	19	19.2	20	20.2	18	18.2
6	1	UAFS	29	29	14	48.3	9	31.0	9	31.0	9	31.0
7	1	UALR	28	28	14	50.0	7	25.0	10	35.7	9	32.1
8	1	UAM	38	38	24	63.2	19	50.0	14	36.8	19	50.0
9	1	UAPB	42	42	35	83.3	24	57.1	26	61.9	18	42.9
10	1	UCA	54	52	15	28.8	11	21.2	3	5.8	7	13.5
11	2	MSCC	-	-	-	-	-	-	-	-	-	-
12	2	NAC	61	61	44	72.1	40	65.6	33	54.1	25	41.0
13	2	UACCM	-	-	-	-	-	-	-	-	-	-
4-Year Colleges			597	594	309	52.0	215	36.2	187	31.5	165	27.8
2-Year Colleges			61	61	44	72.1	40	65.6	33	54.1	25	41.0
All Public Colleges			658	655	353	53.9	255	38.9	220	33.6	190	29.0

Academic Year = 2003 (2002-2003 Fall Term Only), Students graduated from High School in Anytime.

No.	Inst. Type	Institution	First-Time Students	Test Takers	Any Remediation		Math		English		Reading	
					Number	Percent	Number	Percent	Number	Percent	Number	Percent
1	1	ASUJ	69	69	31	44.9	21	30.4	28	40.6	17	24.6
2	1	ATU	88	88	43	48.9	31	35.2	27	30.7	17	19.3
3	1	HSU	68	68	36	52.9	27	39.7	18	26.5	18	26.5
4	1	SAUM	61	61	39	63.9	32	52.5	19	31.1	22	36.1
5	1	UAF	118	118	39	33.1	21	17.8	30	25.4	24	20.3
6	1	UAFS	42	42	29	69.0	25	59.5	17	40.5	15	35.7
7	1	UALR	39	39	28	71.8	10	25.6	19	48.7	21	53.8
8	1	UAM	53	53	41	77.4	31	58.5	24	45.3	31	58.5
9	1	UAPB	43	43	32	74.4	22	51.2	19	44.2	23	53.5
10	1	UCA	79	79	29	36.7	17	21.5	4	5.1	13	16.5
11	2	MSCC	-	-	-	-	-	-	-	-	-	-
12	2	NAC	39	39	31	79.5	26	66.7	23	59.0	21	53.8
13	2	UACCM	-	-	-	-	-	-	-	-	-	-
4-Year Colleges			660	660	347	52.6	237	35.9	205	31.1	201	30.5
2-Year Colleges			39	39	31	79.5	26	66.7	23	59.0	21	53.8
All Public Colleges			699	699	378	54.1	263	37.6	228	32.6	222	31.8

NOTES:

1. First-Time Students - these are students that enrolled in college for the first-time (they have never before attended college). This includes students that are seeking an associate or bachelor's degree only. Certificate-seekers are not included.
2. Test Takers - this is a subset of First-Time Students that took the of ACT, SAT, Asset, or Compass exam.

Remediation Rates for Student Athletes

Academic Year = 2004 (2003-2004 Fall Term Only), Students graduated from High School in Anytime.

No.	Inst. Type	Institution	First-Time Students	Test Takers	Any Remediation		Math		English		Reading	
					Number	Percent	Number	Percent	Number	Percent	Number	Percent
1	1	ASUJ	63	63	35	55.6	24	38.1	20	31.7	22	34.9
2	1	ATU	115	115	49	42.6	37	32.2	32	27.8	24	20.9
3	1	HSU	83	83	41	49.4	29	34.9	27	32.5	20	24.1
4	1	SAUM	68	67	34	50.7	23	34.3	20	29.9	15	22.4
5	1	UAF	120	120	35	29.2	30	25.0	21	17.5	18	15.0
6	1	UAFS	24	24	15	62.5	13	54.2	6	25.0	10	41.7
7	1	UALR	34	34	21	61.8	12	35.3	14	41.2	16	47.1
8	1	UAM	53	53	38	71.7	34	64.2	25	47.2	22	41.5
9	1	UAPB	37	37	33	89.2	24	64.9	24	64.9	20	54.1
10	1	UCA	104	102	36	35.3	28	27.5	9	8.8	17	16.7
11	2	MSCC	-	-	-	-	-	-	-	-	-	-
12	2	NAC	47	47	35	74.5	29	61.7	25	53.2	22	46.8
13	2	UACCM	-	-	-	-	-	-	-	-	-	-
4-Year Colleges			701	698	337	48.3	254	36.4	198	28.4	184	26.4
2-Year Colleges			47	47	35	74.5	29	61.7	25	53.2	22	46.8
All Public Colleges			748	745	372	49.9	283	38.0	223	29.9	206	27.7

Academic Year = 2005 (2004-2005 Fall Term Only), Students graduated from High School in Anytime.

No.	Inst. Type	Institution	First-Time Students	Test Takers	Any Remediation		Math		English		Reading	
					Number	Percent	Number	Percent	Number	Percent	Number	Percent
1	1	ASUJ	85	85	44	51.8	34	40.0	33	38.8	27	31.8
2	1	ATU	73	73	39	53.4	34	46.6	24	32.9	25	34.2
3	1	HSU	96	96	43	44.8	23	24.0	27	28.1	27	28.1
4	1	SAUM	120	117	57	48.7	40	34.2	39	33.3	41	35.0
5	1	UAF	130	128	50	39.1	28	21.9	30	23.4	30	23.4
6	1	UAFS	34	34	19	55.9	14	41.2	14	41.2	15	44.1
7	1	UALR	35	35	19	54.3	9	25.7	13	37.1	15	42.9
8	1	UAM	60	60	44	73.3	36	60.0	34	56.7	24	40.0
9	1	UAPB	37	37	31	83.8	25	67.6	22	59.5	23	62.2
10	1	UCA	83	81	28	34.6	24	29.6	11	13.6	11	13.6
11	2	MSCC	-	-	-	-	-	-	-	-	-	-
12	2	NAC	46	46	37	80.4	33	71.7	28	60.9	20	43.5
13	2	UACCM	-	-	-	-	-	-	-	-	-	-
4-Year Colleges			753	746	374	50.1	267	35.8	247	33.1	238	31.9
2-Year Colleges			46	46	37	80.4	33	71.7	28	60.9	20	43.5
All Public Colleges			799	792	411	51.9	300	37.9	275	34.7	258	32.6

NOTES:

1. First-Time Students - these are students that enrolled in college for the first-time (they have never before attended college). This includes students that are seeking an associate or bachelor's degree only. Certificate-seekers are not included.
2. Test Takers - this is a subset of First-Time Students that took the of ACT, SAT, Asset, or Compass exam.

Remediation Rates for Student Athletes

Academic Year = 2006 (2005-2006 Fall Term Only), Students graduated from High School in Anytime.

No.	Inst. Type	Institution	First-Time Students	Test Takers	Any Remediation		Math		English		Reading	
					Number	Percent	Number	Percent	Number	Percent	Number	Percent
1	1	ASUJ	97	97	48	49.5	28	28.9	32	33.0	31	32.0
2	1	ATU	79	79	41	51.9	28	35.4	27	34.2	29	36.7
3	1	HSU	87	87	39	44.8	27	31.0	24	27.6	23	26.4
4	1	SAUM	36	36	22	61.1	20	55.6	13	36.1	9	25.0
5	1	UAF	135	135	44	32.6	28	20.7	26	19.3	27	20.0
6	1	UAFS	38	38	16	42.1	12	31.6	7	18.4	10	26.3
7	1	UALR	33	33	18	54.5	8	24.2	14	42.4	14	42.4
8	1	UAM	41	41	33	80.5	25	61.0	27	65.9	25	61.0
9	1	UAPB	46	46	38	82.6	31	67.4	27	58.7	26	56.5
10	1	UCA	114	113	41	36.3	35	31.0	11	9.7	16	14.2
11	2	MSCC	-	-	-	-	-	-	-	-	-	-
12	2	NAC	50	50	41	82.0	31	62.0	31	62.0	21	42.0
13	2	UACCM	1	1	1	100.0	-	-	1	100.0	1	100.0
4-Year Colleges			706	705	340	48.2	242	34.3	208	29.5	210	29.8
2-Year Colleges			51	51	42	82.4	31	60.8	32	62.7	22	43.1
All Public Colleges			757	756	382	50.5	273	36.1	240	31.7	232	30.7

Academic Year = 2007 (2006-2007 Fall Term Only), Students graduated from High School in Anytime.

No.	Inst. Type	Institution	First-Time Students	Test Takers	Any Remediation		Math		English		Reading	
					Number	Percent	Number	Percent	Number	Percent	Number	Percent
1	1	ASUJ	97	97	55	56.7	36	37.1	31	32.0	35	36.1
2	1	ATU	88	88	41	46.6	29	33.0	25	28.4	18	20.5
3	1	HSU	83	83	36	43.4	22	26.5	23	27.7	20	24.1
4	1	SAUM	65	63	27	42.9	17	27.0	19	30.2	15	23.8
5	1	UAF	103	99	43	43.4	31	31.3	37	37.4	34	34.3
6	1	UAFS	50	50	24	48.0	21	42.0	10	20.0	12	24.0
7	1	UALR	34	34	10	29.4	6	17.6	7	20.6	8	23.5
8	1	UAM	56	56	32	57.1	23	41.1	22	39.3	20	35.7
9	1	UAPB	51	51	38	74.5	30	58.8	26	51.0	24	47.1
10	1	UCA	138	136	50	36.8	35	25.7	9	6.6	25	18.4
11	2	MSCC	-	-	-	-	-	-	-	-	-	-
12	2	NAC	44	44	25	56.8	20	45.5	21	47.7	21	47.7
13	2	UACCM	4	4	4	100.0	2	50.0	3	75.0	4	100.0
4-Year Colleges			765	757	356	47.0	250	33.0	209	27.6	211	27.9
2-Year Colleges			48	48	29	60.4	22	45.8	24	50.0	25	52.1
All Public Colleges			813	805	385	47.8	272	33.8	233	28.9	236	29.3

NOTES:

1. First-Time Students - these are students that enrolled in college for the first-time (they have never before attended college). This includes students that are seeking an associate or bachelor's degree only. Certificate-seekers are not included.
2. Test Takers - this is a subset of First-Time Students that took the of ACT, SAT, Asset, or Compass exam.

Remediation Rates for Student Athletes

Academic Year = 2008 (2007-2008 Fall Term Only), Students graduated from High School in Anytime.

No.	Inst. Type	Institution	First-Time Students	Test Takers	Any Remediation		Math		English		Reading	
					Number	Percent	Number	Percent	Number	Percent	Number	Percent
1	1	ASUJ	80	76	36	47.4	24	31.6	25	32.9	25	32.9
2	1	ATU	93	93	39	41.9	29	31.2	27	29.0	21	22.6
3	1	HSU	128	128	60	46.9	39	30.5	40	31.3	38	29.7
4	1	SAUM	58	58	28	48.3	18	31.0	21	36.2	17	29.3
5	1	UAF	129	129	39	30.2	24	18.6	26	20.2	22	17.1
6	1	UAFS	44	44	22	50.0	16	36.4	11	25.0	13	29.5
7	1	UALR	34	34	14	41.2	10	29.4	6	17.6	7	20.6
8	1	UAM	40	40	24	60.0	16	40.0	16	40.0	11	27.5
9	1	UAPB	63	63	50	79.4	38	60.3	36	57.1	31	49.2
10	1	UCA	63	62	25	40.3	21	33.9	6	9.7	11	17.7
11	2	MSCC	-	-	-	-	-	-	-	-	-	-
12	2	NAC	58	58	42	72.4	28	48.3	34	58.6	25	43.1
13	2	UACCM	-	-	-	-	-	-	-	-	-	-
4-Year Colleges			732	727	337	46.4	235	32.3	214	29.4	196	27.0
2-Year Colleges			58	58	42	72.4	28	48.3	34	58.6	25	43.1
All Public Colleges			790	785	379	48.3	263	33.5	248	31.6	221	28.2

Academic Year = 2009 (2008-2009 Fall Term Only), Students graduated from High School in Anytime.

No.	Inst. Type	Institution	First-Time Students	Test Takers	Any Remediation		Math		English		Reading	
					Number	Percent	Number	Percent	Number	Percent	Number	Percent
1	1	ASUJ	95	95	31	32.6	17	17.9	19	20.0	19	20.0
2	1	ATU	78	78	35	44.9	21	26.9	25	32.1	13	16.7
3	1	HSU	93	93	44	47.3	23	24.7	33	35.5	24	25.8
4	1	SAUM	56	56	28	50.0	12	21.4	21	37.5	16	28.6
5	1	UAF	139	138	50	36.2	31	22.5	35	25.4	25	18.1
6	1	UAFS	36	36	16	44.4	11	30.6	7	19.4	11	30.6
7	1	UALR	28	28	16	57.1	10	35.7	11	39.3	11	39.3
8	1	UAM	55	55	31	56.4	21	38.2	19	34.5	21	38.2
9	1	UAPB	66	66	51	77.3	34	51.5	47	71.2	38	57.6
10	1	UCA	111	111	36	32.4	25	22.5	13	11.7	15	13.5
11	2	MSCC	-	-	-	-	-	-	-	-	-	-
12	2	NAC	46	46	29	63.0	23	50.0	24	52.2	14	30.4
13	2	UACCM	-	-	-	-	-	-	-	-	-	-
4-Year Colleges			757	756	338	44.7	205	27.1	230	30.4	193	25.5
2-Year Colleges			46	46	29	63.0	23	50.0	24	52.2	14	30.4
All Public Colleges			803	802	367	45.8	228	28.4	254	31.7	207	25.8

NOTES:

1. First-Time Students - these are students that enrolled in college for the first-time (they have never before attended college). This includes students that are seeking an associate or bachelor's degree only. Certificate-seekers are not included.
2. Test Takers - this is a subset of First-Time Students that took the of ACT, SAT, Asset, or Compass exam.

Remediation Rates for Student Athletes

Academic Year = 2010 (2009-2010 Fall Term Only), Students graduated from High School in Anytime.

No.	Inst. Type	Institution	First-Time Students	Test Takers	Any Remediation		Math		English		Reading	
					Number	Percent	Number	Percent	Number	Percent	Number	Percent
1	1	ASUJ	71	71	34	47.9	22	31.0	16	22.5	21	29.6
2	1	ATU	59	59	15	25.4	10	16.9	11	18.6	7	11.9
3	1	HSU	75	75	36	48.0	19	25.3	27	36.0	22	29.3
4	1	SAUM	59	59	27	45.8	21	35.6	9	15.3	8	13.6
5	1	UAF	134	133	47	35.3	27	20.3	36	27.1	23	17.3
6	1	UAFS	36	36	15	41.7	9	25.0	8	22.2	7	19.4
7	1	UALR	31	31	8	25.8	5	16.1	5	16.1	6	19.4
8	1	UAM	48	48	24	50.0	18	37.5	16	33.3	13	27.1
9	1	UAPB	64	64	52	81.3	36	56.3	35	54.7	32	50.0
10	1	UCA	98	98	25	25.5	24	24.5	6	6.1	9	9.2
11	2	MSCC	-	-	-	-	-	-	-	-	-	-
12	2	NAC	60	60	45	75.0	26	43.3	31	51.7	25	41.7
13	2	UACCM	-	-	-	-	-	-	-	-	-	-
4-Year Colleges			675	674	283	42.0	191	28.3	169	25.1	148	22.0
2-Year Colleges			60	60	45	75.0	26	43.3	31	51.7	25	41.7
All Public Colleges			735	734	328	44.7	217	29.6	200	27.2	173	23.6

Academic Year = 2011 (2010-2011 Fall Term Only), Students graduated from High School in Anytime.

No.	Inst. Type	Institution	First-Time Students	Test Takers	Any Remediation		Math		English		Reading	
					Number	Percent	Number	Percent	Number	Percent	Number	Percent
1	1	ASUJ	93	93	37	39.8	21	22.6	23	24.7	22	23.7
2	1	ATU	80	80	41	51.3	28	35.0	24	30.0	17	21.3
3	1	HSU	87	87	32	36.8	16	18.4	19	21.8	22	25.3
4	1	SAUM	53	52	20	38.5	11	21.2	15	28.8	15	28.8
5	1	UAF	118	118	37	31.4	22	18.6	26	22.0	23	19.5
6	1	UAFS	25	25	7	28.0	4	16.0	6	24.0	3	12.0
7	1	UALR	35	35	15	42.9	8	22.9	12	34.3	8	22.9
8	1	UAM	68	66	37	56.1	25	37.9	28	42.4	27	40.9
9	1	UAPB	51	51	36	70.6	28	54.9	26	51.0	27	52.9
10	1	UCA	92	92	28	30.4	21	22.8	14	15.2	9	9.8
11	2	MSCC	23	23	23	100.0	20	87.0	18	78.3	20	87.0
12	2	NAC	54	54	35	64.8	23	42.6	27	50.0	25	46.3
13	2	UACCM	-	-	-	-	-	-	-	-	-	-
4-Year Colleges			702	699	290	41.5	184	26.3	193	27.6	173	24.7
2-Year Colleges			77	77	58	75.3	43	55.8	45	58.4	45	58.4
All Public Colleges			779	776	348	44.8	227	29.3	238	30.7	218	28.1

NOTES:

1. First-Time Students - these are students that enrolled in college for the first-time (they have never before attended college). This includes students that are seeking an associate or bachelor's degree only. Certificate-seekers are not included.
2. Test Takers - this is a subset of First-Time Students that took the of ACT, SAT, Asset, or Compass exam.

ADHE Graduation Rate Calculation (4-Year Universities) for Remediated Student Athletes

Cohort Year selected = 2002 and Time Period Covered = AFTER SIX (6) YEARS (from AY2002 thru AY2007) for Four-Year Universities

#	IT	College	Cohort	Transfers		Bacc.		Adv. Cert.		Assoc.		Tech. Cert.		Cert. Prof.		Graduates		Retained		Success	
				#	%	#	%	#	%	#	%	#	%	#	%	#	%	#	%	#	%
1	1	ASUJ	35	3	8.6	15	42.9	-	-	-	-	-	-	-	-	15	42.9	1	2.9	19	54.3
2	1	ATU	47	15	31.9	9	19.1	-	-	-	-	-	-	-	-	9	19.1	4	8.5	28	59.6
3	1	HSU	51	13	25.5	11	21.6	-	-	-	-	-	-	-	-	11	21.6	3	5.9	27	52.9
4	1	SAUM	41	3	7.3	17	41.5	-	-	-	-	-	-	-	-	17	41.5	1	2.4	21	51.2
5	1	UAF	30	1	3.3	10	33.3	-	-	-	-	-	-	-	-	10	33.3	1	3.3	12	40.0
6	1	UAFS	14	3	21.4	2	14.3	-	-	4	28.6	-	-	-	-	6	42.9	-	-	9	64.3
7	1	UALR	14	3	21.4	2	14.3	-	-	-	-	-	-	-	-	2	14.3	1	7.1	6	42.9
8	1	UAM	24	11	45.8	3	12.5	-	-	-	-	-	-	-	-	3	12.5	-	-	14	58.3
9	1	UAPB	35	2	5.7	18	51.4	-	-	-	-	-	-	-	-	18	51.4	2	5.7	22	62.9
10	1	UCA	15	-	-	7	46.7	-	-	-	-	-	-	-	-	7	46.7	1	6.7	8	53.3
4-Year Universities			306	54	17.6	94	30.7	-	-	4	1.3	-	-	-	-	98	32.0	14	4.6	166	54.2

NOTES: When a student received more than one award, only the highest award was counted.

TIME PERIOD CONSIDERATIONS:

- 1. **CP Graduates** are counted from these graduation dates = '092001', '102001', '112001', '122001', '012002', '022002', '032002', '042002', '052002', so this is essentially through the Spring term.
- 2. **TC Graduates** include 1 full academic year plus these graduation dates = '072002', '082002', '092002', '102002', '112002', '122002', so this is through the next Fall term.
- 3. **Associate Graduates** include 3 full academic years plus these graduation dates = '072004', '082004', so this includes the next 2 months of July and August.
- 4. **AC Graduates** include 4 full academic years plus these graduation dates = '072005', '082005', '092005', '102005', '112005', '122005', so this is through the next Fall term.
- 5. **Baccalaureate Graduates** include 6 full academic years plus these graduation dates = '072007', '082007', so this includes the next 2 months of July and August.

Cohort Year selected = 2003 and Time Period Covered = AFTER SIX (6) YEARS (from AY2003 thru AY2008) for Four-Year Universities

#	IT	College	Cohort	Transfers		Bacc.		Adv. Cert.		Assoc.		Tech. Cert.		Cert. Prof.		Graduates		Retained		Success	
				#	%	#	%	#	%	#	%	#	%	#	%	#	%	#	%	#	%
1	1	ASUJ	30	5	16.7	11	36.7	-	-	-	-	-	-	-	-	11	36.7	-	-	16	53.3
2	1	ATU	43	11	25.6	13	30.2	-	-	-	-	-	-	-	-	13	30.2	2	4.7	26	60.5
3	1	HSU	36	2	5.6	9	25.0	-	-	-	-	-	-	-	-	9	25.0	4	11.1	15	41.7
4	1	SAUM	39	6	15.4	3	7.7	-	-	-	-	-	-	-	-	3	7.7	1	2.6	10	25.6
5	1	UAF	38	8	21.1	12	31.6	-	-	-	-	-	-	-	-	12	31.6	5	13.2	25	65.8
6	1	UAFS	29	8	27.6	-	-	-	-	11	37.9	-	-	-	-	11	37.9	1	3.4	20	69.0
7	1	UALR	28	4	14.3	11	39.3	-	-	-	-	-	-	-	-	11	39.3	4	14.3	19	67.9
8	1	UAM	41	10	24.4	7	17.1	-	-	-	-	-	-	-	-	7	17.1	1	2.4	18	43.9
9	1	UAPB	32	2	6.3	15	46.9	-	-	-	-	-	-	-	-	15	46.9	-	-	17	53.1
10	1	UCA	29	6	20.7	11	37.9	-	-	-	-	-	-	-	-	11	37.9	-	-	17	58.6
4-Year Universities			345	62	18.0	92	26.7	-	-	11	3.2	-	-	-	-	103	29.9	18	5.2	183	53.0

NOTES: When a student received more than one award, only the highest award was counted.

TIME PERIOD CONSIDERATIONS:

- 1. **CP Graduates** are counted from these graduation dates = '092002', '102002', '112002', '122002', '012003', '022003', '032003', '042003', '052003', so this is essentially through the Spring term.
- 2. **TC Graduates** include 1 full academic year plus these graduation dates = '072003', '082003', '092003', '102003', '112003', '122003', so this is through the next Fall term.
- 3. **Associate Graduates** include 3 full academic years plus these graduation dates = '072005', '082005', so this includes the next 2 months of July and August.
- 4. **AC Graduates** include 4 full academic years plus these graduation dates = '072006', '082006', '092006', '102006', '112006', '122006', so this is through the next Fall term.
- 5. **Baccalaureate Graduates** include 6 full academic years plus these graduation dates = '072008', '082008', so this includes the next 2 months of July and August.

ADHE Graduation Rate Calculation (4-Year Universities) for Remediated Student Athletes

Cohort Year selected = 2004 and Time Period Covered = AFTER SIX (6) YEARS (from AY2004 thru AY2009) for Four-Year Universities

#	IT	College	Cohort	Transfers		Bacc.		Adv. Cert.		Assoc.		Tech. Cert.		Cert. Prof.		Graduates		Retained		Success	
				#	%	#	%	#	%	#	%	#	%	#	%	#	%	#	%	#	%
1	1	ASUJ	34	4	11.8	20	58.8	-	-	-	-	-	-	-	-	20	58.8	1	2.9	25	73.5
2	1	ATU	49	14	28.6	16	32.7	-	-	-	-	-	-	-	-	16	32.7	2	4.1	32	65.3
3	1	HSU	40	4	10.0	12	30.0	-	-	-	-	-	-	-	-	12	30.0	2	5.0	18	45.0
4	1	SAUM	34	2	5.9	12	35.3	-	-	-	-	-	-	-	-	12	35.3	1	2.9	15	44.1
5	1	UAF	35	5	14.3	11	31.4	-	-	-	-	-	-	-	-	11	31.4	2	5.7	18	51.4
6	1	UAFS	14	5	35.7	-	-	-	-	4	28.6	-	-	-	-	4	28.6	-	-	9	64.3
7	1	UALR	21	4	19.0	6	28.6	-	-	-	-	-	-	-	-	6	28.6	1	4.8	11	52.4
8	1	UAM	38	12	31.6	4	10.5	-	-	-	-	-	-	-	-	4	10.5	-	-	16	42.1
9	1	UAPB	33	3	9.1	11	33.3	-	-	-	-	-	-	-	-	11	33.3	2	6.1	16	48.5
10	1	UCA	36	10	27.8	12	33.3	-	-	-	-	-	-	-	-	12	33.3	3	8.3	25	69.4
4-Year Universities			334	63	18.9	104	31.1	-	-	4	1.2	-	-	-	-	108	32.3	14	4.2	185	55.4

NOTES: When a student received more than one award, only the highest award was counted.

TIME PERIOD CONSIDERATIONS:

- CP Graduates** are counted from these graduation dates = '092003', '102003', '112003', '122003', '012004', '022004', '032004', '042004', '052004', so this is essentially through the Spring term.
- TC Graduates** include 1 full academic year plus these graduation dates = '072004', '082004', '092004', '102004', '112004', '122004', so this is through the next Fall term.
- Associate Graduates** include 3 full academic years plus these graduation dates = '072006', '082006', so this includes the next 2 months of July and August.
- AC Graduates** include 4 full academic years plus these graduation dates = '072007', '082007', '092007', '102007', '112007', '122007', so this is through the next Fall term.
- Baccalaureate Graduates** include 6 full academic years plus these graduation dates = '072009', '082009', so this includes the next 2 months of July and August.

Cohort Year selected = 2005 and Time Period Covered = AFTER SIX (6) YEARS (from AY2005 thru AY2010) for Four-Year Universities

#	IT	College	Cohort	Transfers		Bacc.		Adv. Cert.		Assoc.		Tech. Cert.		Cert. Prof.		Graduates		Retained		Success	
				#	%	#	%	#	%	#	%	#	%	#	%	#	%	#	%	#	%
1	1	ASUJ	44	5	11.4	13	29.5	-	-	-	-	-	-	-	-	13	29.5	-	-	18	40.9
2	1	ATU	39	14	35.9	13	33.3	-	-	-	-	-	-	-	-	13	33.3	1	2.6	28	71.8
3	1	HSU	43	7	16.3	6	14.0	-	-	-	-	-	-	-	-	6	14.0	2	4.7	15	34.9
4	1	SAUM	57	4	7.0	12	21.1	-	-	-	-	-	-	-	-	12	21.1	-	-	16	28.1
5	1	UAF	50	3	6.0	17	34.0	-	-	-	-	-	-	-	-	17	34.0	2	4.0	22	44.0
6	1	UAFS	19	2	10.5	1	5.3	-	-	9	47.4	-	-	-	-	10	52.6	-	-	12	63.2
7	1	UALR	19	1	5.3	9	47.4	-	-	-	-	-	-	-	-	9	47.4	-	-	10	52.6
8	1	UAM	43	7	16.3	10	23.3	-	-	-	-	-	-	-	-	10	23.3	1	2.3	18	41.9
9	1	UAPB	31	2	6.5	12	38.7	-	-	-	-	-	-	-	-	12	38.7	1	3.2	15	48.4
10	1	UCA	28	2	7.1	6	21.4	-	-	-	-	-	-	-	-	6	21.4	2	7.1	10	35.7
4-Year Universities			373	47	12.6	99	26.5	-	-	9	2.4	-	-	-	-	108	29.0	9	2.4	164	44.0

NOTES: When a student received more than one award, only the highest award was counted.

TIME PERIOD CONSIDERATIONS:

- CP Graduates** are counted from these graduation dates = '092004', '102004', '112004', '122004', '012005', '022005', '032005', '042005', '052005', so this is essentially through the Spring term.
- TC Graduates** include 1 full academic year plus these graduation dates = '072005', '082005', '092005', '102005', '112005', '122005', so this is through the next Fall term.
- Associate Graduates** include 3 full academic years plus these graduation dates = '072007', '082007', so this includes the next 2 months of July and August.
- AC Graduates** include 4 full academic years plus these graduation dates = '072008', '082008', '092008', '102008', '112008', '122008', so this is through the next Fall term.
- Baccalaureate Graduates** include 6 full academic years plus these graduation dates = '072010', '082010', so this includes the next 2 months of July and August.

ADHE Graduation Rate Calculation (4-Year Universities) for Remediated Student Athletes

Cohort Year selected = 2006 and Time Period Covered = AFTER SIX (6) YEARS (from AY2006 thru AY2011) for Four-Year Universities

#	IT	College	Cohort	Transfers		Bacc.		Adv. Cert.		Assoc.		Tech. Cert.		Cert. Prof.		Graduates		Retained		Success	
				#	%	#	%	#	%	#	%	#	%	#	%	#	%	#	%	#	%
1	1	ASUJ	48	4	8.3	17	35.4	-	-	-	-	-	-	-	-	17	35.4	2	4.2	23	47.9
2	1	ATU	41	7	17.1	20	48.8	-	-	-	-	-	-	-	-	20	48.8	-	-	27	65.9
3	1	HSU	39	10	25.6	12	30.8	-	-	-	-	-	-	-	-	12	30.8	2	5.1	24	61.5
4	1	SAUM	22	3	13.6	1	4.5	-	-	-	-	-	-	-	-	1	4.5	2	9.1	6	27.3
5	1	UAF	44	5	11.4	14	31.8	-	-	-	-	-	-	-	-	14	31.8	2	4.5	21	47.7
6	1	UAFS	16	7	43.8	1	6.3	-	-	2	12.5	-	-	-	-	3	18.8	-	-	10	62.5
7	1	UALR	18	2	11.1	4	22.2	-	-	-	-	-	-	-	-	4	22.2	1	5.6	7	38.9
8	1	UAM	33	5	15.2	12	36.4	-	-	1	3.0	-	-	-	-	13	39.4	-	-	18	54.5
9	1	UAPB	38	8	21.1	16	42.1	-	-	-	-	-	-	-	-	16	42.1	1	2.6	25	65.8
10	1	UCA	41	6	14.6	15	36.6	-	-	-	-	-	-	-	-	15	36.6	1	2.4	22	53.7
4-Year Universities			340	57	16.8	112	32.9	-	-	3	0.9	-	-	-	-	115	33.8	11	3.2	183	53.8

NOTES: When a student received more than one award, only the highest award was counted.

TIME PERIOD CONSIDERATIONS:

- CP Graduates** are counted from these graduation dates = '092005', '102005', '112005', '122005', '012006', '022006', '032006', '042006', '052006', so this is essentially through the Spring term.
- TC Graduates** include 1 full academic year plus these graduation dates = '072006', '082006', '092006', '102006', '112006', '122006', so this is through the next Fall term.
- Associate Graduates** include 3 full academic years plus these graduation dates = '072008', '082008', so this includes the next 2 months of July and August.
- AC Graduates** include 4 full academic years plus these graduation dates = '072009', '082009', '092009', '102009', '112009', '122009', so this is through the next Fall term.
- Baccalaureate Graduates** include 6 full academic years plus these graduation dates = '072011', '082011', so this includes the next 2 months of July and August.

ADHE Graduation Rate Calculation (2-Year Colleges) for Remediated Student Athletes

Cohort Year selected = 2005 and Time Period Covered = AFTER THREE (3) YEARS (from AY2005 thru AY2007) for Two-Year Colleges

#	IT	College	Cohort	Transfers		Bacc.		Adv. Cert.		Assoc.		Tech. Cert.		Cert. Prof.		Graduates		Retained		Success	
				#	%	#	%	#	%	#	%	#	%	#	%	#	%	#	%	#	%
9	2	MSCC	-	-	-	-	-	-	-	-	-	-	-	-	-	-	-	-	-	-	-
10	2	NAC	37	6	16.2	-	-	-	-	3	8.1	1	2.7	-	-	4	10.8	7	18.9	17	45.9
22	2	UACCM	-	-	-	-	-	-	-	-	-	-	-	-	-	-	-	-	-	-	-
2-Year Colleges			37	6	16.2	-	-	-	-	3	8.1	1	2.7	-	-	4	10.8	7	18.9	17	45.9

NOTES: When a student received more than one award, only the highest award was counted.

TIME PERIOD CONSIDERATIONS:

- CP Graduates** are counted from these graduation dates = '092004', '102004', '112004', '122004', '012005', '022005', '032005', '042005', '052005', so this is essentially through the Spring term.
- TC Graduates** include 1 full academic year plus these graduation dates = '072005', '082005', '092005', '102005', '112005', '122005', so this is through the next Fall term.
- Associate Graduates** include 3 full academic years plus these graduation dates = '072007', '082007', so this includes the next 2 months of July and August.
- AC Graduates** include 4 full academic years plus these graduation dates = '072008', '082008', '092008', '102008', '112008', '122008', so this is through the next Fall term.

ADHE Graduation Rate Calculation (2-Year Colleges) for Remediated Student Athletes

Cohort Year selected = 2006 and Time Period Covered = AFTER THREE (3) YEARS (from AY2006 thru AY2008) for Two-Year Colleges

#	IT	College	Cohort	Transfers		Bacc.		Adv. Cert.		Assoc.		Tech. Cert.		Cert. Prof.		Graduates		Retained		Success	
				#	%	#	%	#	%	#	%	#	%	#	%	#	%	#	%	#	%
9	2	MSCC	-	-	-	-	-	-	-	-	-	-	-	-	-	-	-	-	-	-	-
10	2	NAC	42	17	40.5	-	-	-	-	4	9.5	-	-	-	-	4	9.5	3	7.1	24	57.1
22	2	UACCM	2	1	50.0	-	-	-	-	-	-	-	-	-	-	-	-	-	-	1	50.0
2-Year Colleges			44	18	40.9	-	-	-	-	4	9.1	-	-	-	-	4	9.1	3	6.8	25	56.8

NOTES: When a student received more than one award, only the highest award was counted.

TIME PERIOD CONSIDERATIONS:

1. **CP Graduates** are counted from these graduation dates = '092005', '102005', '112005', '122005', '012006', '022006', '032006', '042006', '052006', so this is essentially through the Spring term.
2. **TC Graduates** include 1 full academic year plus these graduation dates = '072006', '082006', '092006', '102006', '112006', '122006', so this is through the next Fall term.
3. **Associate Graduates** include 3 full academic years plus these graduation dates = '072008', '082008', so this includes the next 2 months of July and August.
4. **AC Graduates** include 4 full academic years plus these graduation dates = '072009', '082009', '092009', '102009', '112009', '122009', so this is through the next Fall term.

Cohort Year selected = 2007 and Time Period Covered = AFTER THREE (3) YEARS (from AY2007 thru AY2009) for Two-Year Colleges

#	IT	College	Cohort	Transfers		Bacc.		Adv. Cert.		Assoc.		Tech. Cert.		Cert. Prof.		Graduates		Retained		Success	
				#	%	#	%	#	%	#	%	#	%	#	%	#	%	#	%	#	%
9	2	MSCC	-	-	-	-	-	-	-	-	-	-	-	-	-	-	-	-	-	-	-
10	2	NAC	27	10	37.0	-	-	-	-	4	14.8	-	-	-	-	4	14.8	2	7.4	16	59.3
22	2	UACCM	4	-	-	-	-	-	-	1	25.0	-	-	-	-	1	25.0	-	-	1	25.0
2-Year Colleges			31	10	32.3	-	-	-	-	5	16.1	-	-	-	-	5	16.1	2	6.5	17	54.8

NOTES: When a student received more than one award, only the highest award was counted.

TIME PERIOD CONSIDERATIONS:

1. **CP Graduates** are counted from these graduation dates = '092006', '102006', '112006', '122006', '012007', '022007', '032007', '042007', '052007', so this is essentially through the Spring term.
2. **TC Graduates** include 1 full academic year plus these graduation dates = '072007', '082007', '092007', '102007', '112007', '122007', so this is through the next Fall term.
3. **Associate Graduates** include 3 full academic years plus these graduation dates = '072009', '082009', so this includes the next 2 months of July and August.
4. **AC Graduates** include 4 full academic years plus these graduation dates = '072010', '082010', '092010', '102010', '112010', '122010', so this is through the next Fall term.

ADHE Graduation Rate Calculation (2-Year Colleges) for Remediated Student Athletes

Cohort Year selected = 2008 and Time Period Covered = AFTER THREE (3) YEARS (from AY2008 thru AY2010) for Two-Year Colleges

#	IT	College	Cohort	Transfers		Bacc.		Adv. Cert.		Assoc.		Tech. Cert.		Cert. Prof.		Graduates		Retained		Success	
				#	%	#	%	#	%	#	%	#	%	#	%	#	%	#	%	#	%
9	2	MSCC	-	-	-	-	-	-	-	-	-	-	-	-	-	-	-	-	-	-	-
10	2	NAC	43	11	25.6	-	-	-	-	2	4.7	-	-	-	-	2	4.7	5	11.6	18	41.9
22	2	UACCM	-	-	-	-	-	-	-	-	-	-	-	-	-	-	-	-	-	-	-
2-Year Colleges			43	11	25.6	-	-	-	-	2	4.7	-	-	-	-	2	4.7	5	11.6	18	41.9

NOTES: When a student received more than one award, only the highest award was counted.

TIME PERIOD CONSIDERATIONS:

- CP Graduates** are counted from these graduation dates = '092007', '102007', '112007', '122007', '012008', '022008', '032008', '042008', '052008', so this is essentially through the Spring term.
- TC Graduates** include 1 full academic year plus these graduation dates = '072008', '082008', '092008', '102008', '112008', '122008', so this is through the next Fall term.
- Associate Graduates** include 3 full academic years plus these graduation dates = '072010', '082010', so this includes the next 2 months of July and August.
- AC Graduates** include 4 full academic years plus these graduation dates = '072011', '082011', '092011', '102011', '112011', '122011', so this is through the next Fall term.

Cohort Year selected = 2009 and Time Period Covered = AFTER THREE (3) YEARS (from AY2009 thru AY2011) for Two-Year Colleges

#	IT	College	Cohort	Transfers		Bacc.		Adv. Cert.		Assoc.		Tech. Cert.		Cert. Prof.		Graduates		Retained		Success	
				#	%	#	%	#	%	#	%	#	%	#	%	#	%	#	%	#	%
9	2	MSCC	-	-	-	-	-	-	-	-	-	-	-	-	-	-	-	-	-	-	-
10	2	NAC	30	5	16.7	-	-	-	-	1	3.3	-	-	-	-	1	3.3	4	13.3	10	33.3
22	2	UACCM	-	-	-	-	-	-	-	-	-	-	-	-	-	-	-	-	-	-	-
2-Year Colleges			30	5	16.7	-	-	-	-	1	3.3	-	-	-	-	1	3.3	4	13.3	10	33.3

NOTES: When a student received more than one award, only the highest award was counted.

TIME PERIOD CONSIDERATIONS:

- CP Graduates** are counted from these graduation dates = '092008', '102008', '112008', '122008', '012009', '022009', '032009', '042009', '052009', so this is essentially through the Spring term.
- TC Graduates** include 1 full academic year plus these graduation dates = '072009', '082009', '092009', '102009', '112009', '122009', so this is through the next Fall term.
- Associate Graduates** include 3 full academic years plus these graduation dates = '072011', '082011', so this includes the next 2 months of July and August.
- AC Graduates** include 4 full academic years plus these graduation dates = '072012', '082012', '092012', '102012', '112012', '122012', so this is through the next Fall term.