

Comprehensive Arkansas Higher Education Annual Report

December 1, 2009



Credentials Awarded

Arkansas Department of Higher Education

114 East Capitol, Little Rock, Arkansas 72201

ANNUAL REPORT ON CREDENTIALS AWARDED

The Annual Report on Credentials Awarded is a new report.

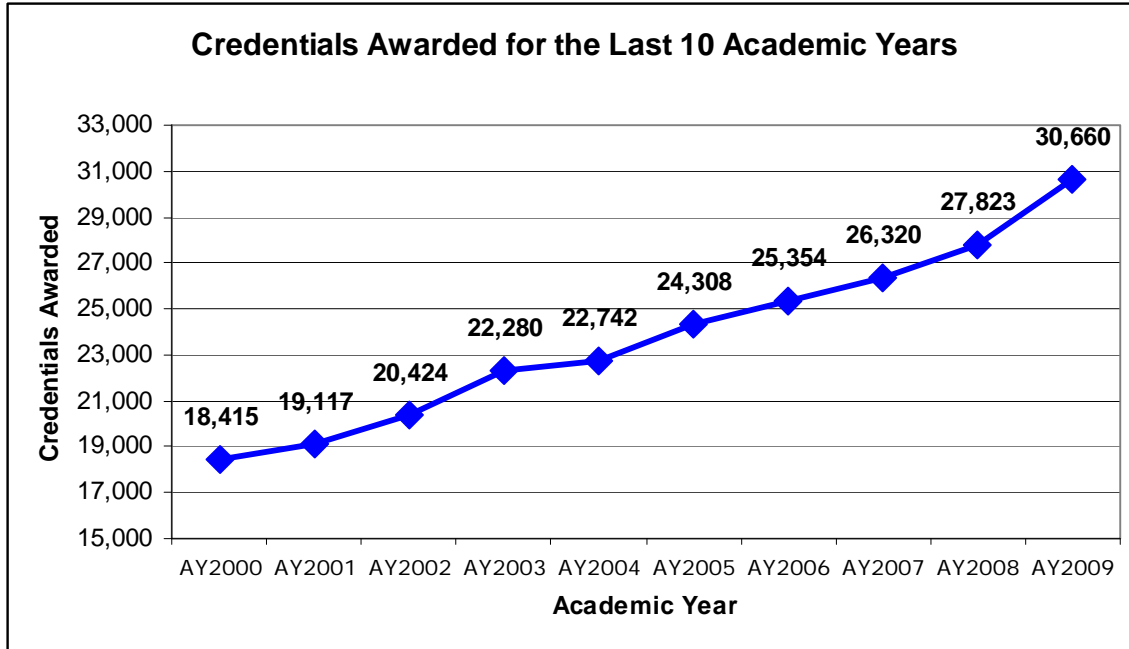
Credentials are organized by Degree Level. Starting with Academic Year 2010 (2009-10), IPEDS (Integrated Postsecondary Education Data System) required changes in the use of Degree Levels. These changes do not affect this report, but are shown below for comparison purposes.

The degree levels are as follows:

Code	Current Degree Levels	Degree Levels AY2010 and Thereafter
01	Certificate of Proficiency	Certificate of Proficiency
02	Technical Certificate	Technical Certificate
03	Associate Degree	Associate Degree
04	Advanced Certificate	Advanced Certificate
05	Baccalaureate Degree	Baccalaureate Degree
06	Post- Baccalaureate Certificate	Post- Baccalaureate Certificate
07	Masters Degree	Masters Degree
08	Specialist Degree	Post-Masters Certificate, Specialist, or Post- First Professional Certificate or Degree
09	Doctoral Degree	
10	First Professional Degree	
11	Post- First Professional Certificate	
12	Post-First Professional Degree	
17		Doctors Degree – Research/Scholarship
18		Doctors Degree – Professional Practice
19		Doctors Degree – Other

The last ten academic years has seen a tremendous growth in the number of credentials awarded. The change from AY2000 to AY2009 represents a 66.5 percent growth in credentials awarded.

The table below illustrates this growth.

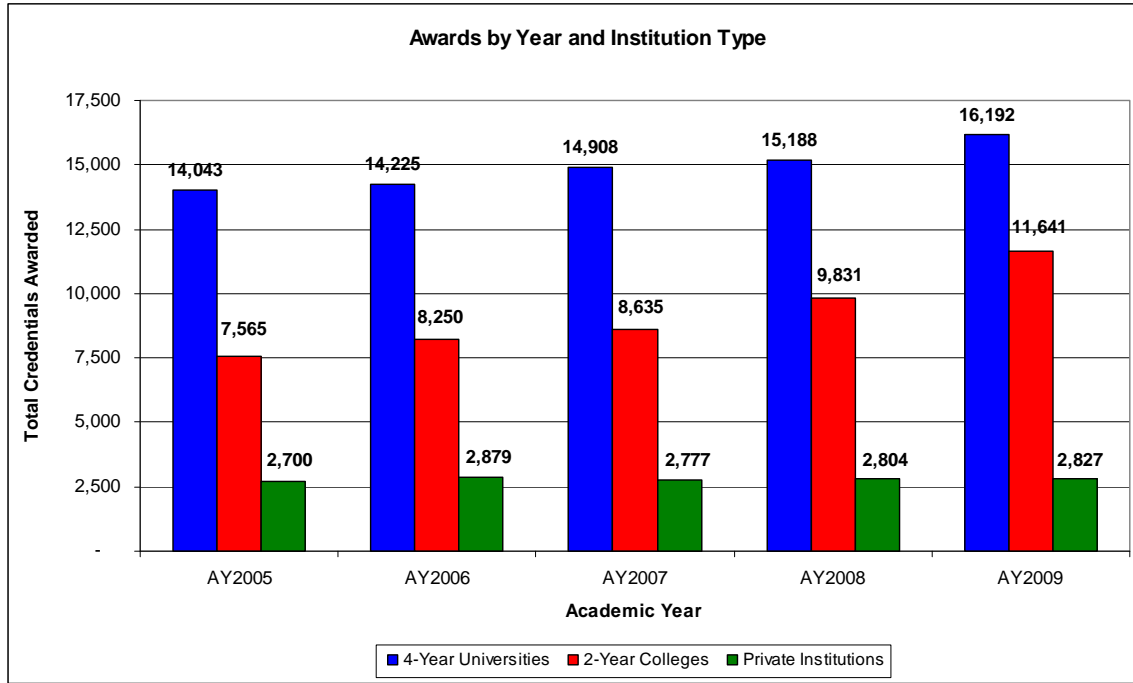


It is now more common than in the past for students to receive more than one awarded credential.

Academic Year	Credentials Awarded	Distinct Graduates	Average Awards per Graduate	Percent of Graduates Receiving Multiple Awards
AY2000	18,415	17,878	1.030	3.0%
AY2001	19,117	18,521	1.032	3.2%
AY2002	20,424	19,797	1.032	3.2%
AY2003	22,280	21,569	1.033	3.3%
AY2004	22,742	22,003	1.034	3.4%
AY2005	24,308	23,413	1.038	3.8%
AY2006	25,354	24,429	1.038	3.8%
AY2007	26,320	25,208	1.044	4.4%
AY2008	27,823	26,328	1.057	5.7%
AY2009	30,660	28,340	1.082	8.2%

All institution types have shown a growth in the number of credentials awarded. This growth is led by the 2-Year Colleges.

1. 2-Year Colleges increased the number of awards by 53.9 percent (4,076) from AY2005 to AY2009.
2. 4-Year Universities increased the number of awards by 15.3 percent (2,149) from AY2005 to AY2009.
3. Private Institutions increased the number of awards by 4.7 percent (127) from AY2005 to AY2009.



The following table illustrates the growth of specific credentials awarded by degree level.

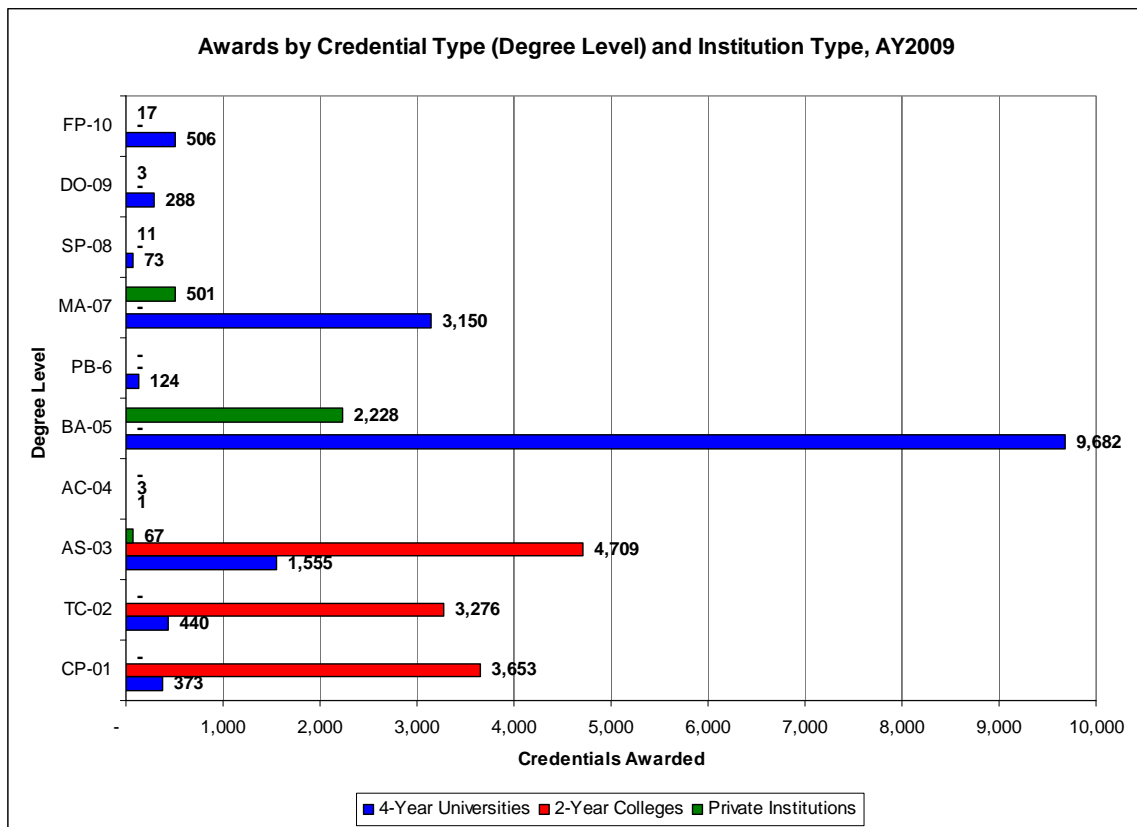
Degree Level	Credentials Awarded by Degree Level					Percent Growth	
	AY2005	AY2006	AY2007	AY2008	AY2009	5-Year	1-Year
01 Certificates of Proficiency	2,121	2,561	2,604	3,330	4,026	89.8%	20.9%
02 Technical Certificates	2,289	2,262	2,573	3,152	3,716	62.3%	17.9%
03 Associates Degrees	5,029	5,296	5,591	5,428	6,331	25.9%	16.6%
04 Advanced Certificates	1	2	2	-	4	300.0%	
05 Baccalaureate Degrees	11,179	11,314	11,446	11,521	11,910	6.5%	3.4%
06 Post- Baccalaureate Degrees	45	45	96	89	124	175.6%	39.3%
07 Master's Degrees	2,851	3,065	3,217	3,470	3,651	28.1%	5.2%
08 Specialist Degrees, etc	39	58	61	80	84	115.4%	5.0%
09 Doctoral Degrees	249	225	218	236	291	16.9%	23.3%
10 First Professional Degrees	505	526	512	517	523	3.6%	1.2%
State Totals	24,308	25,354	26,320	27,823	30,660	26.1%	10.2%

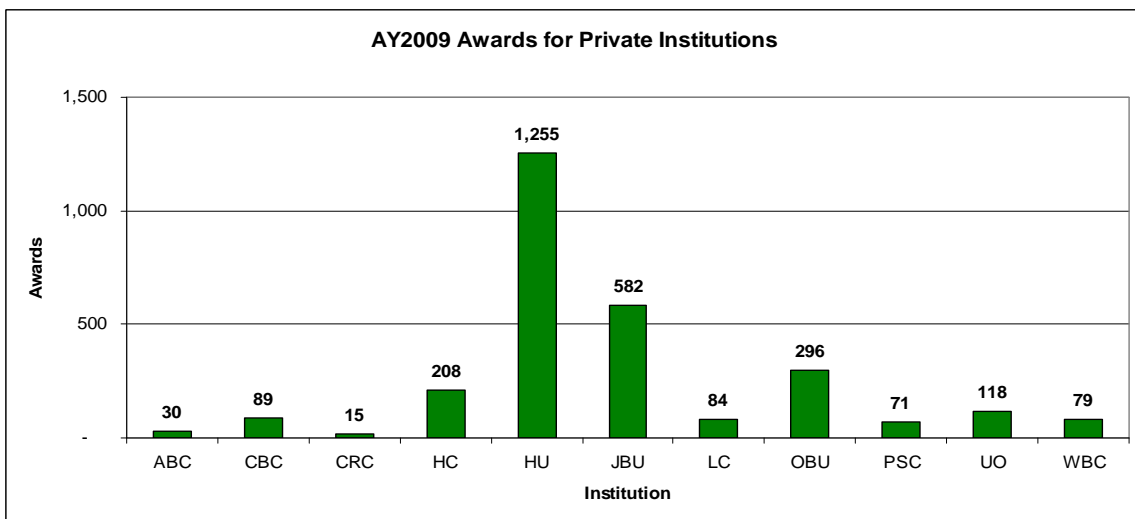
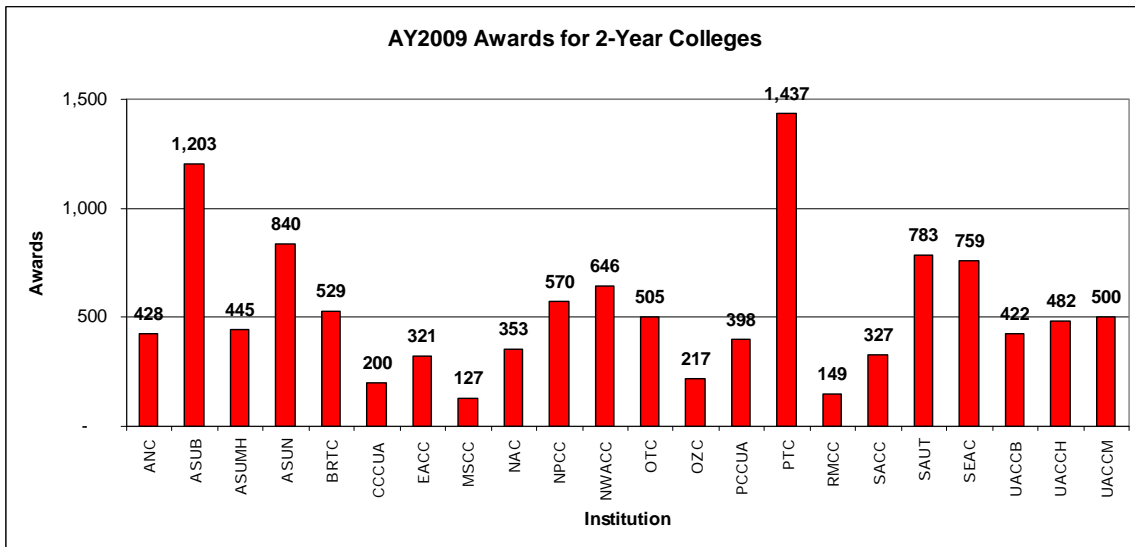
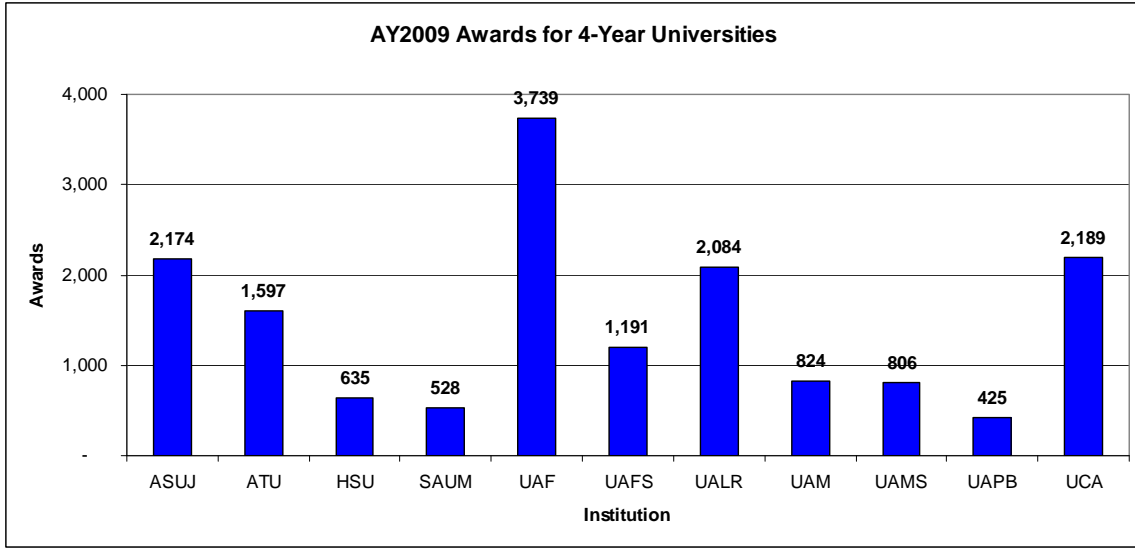
While the awards of Advanced Certificates (300.0 percent), Post-Baccalaureate Degrees (175.6 percent), and Specialist Degrees (115.4 percent) over the five-year period showed enormous growth, the gross numbers reported are quite low.

Excluding these three low-volume awards, the top performing credential types are:

1. Certificates of Proficiency – these increased by 89.8 percent over the five-year period and 20.9 percent over the one-year period.
2. Technical Certificates – these increased by 62.3 percent over the five-year period and 17.9 percent over the one-year period.
3. Masters Degrees – these increased by 28.1 percent over the five-year period but only 5.2 percent over the one-year period.
4. Associate Degrees – these increased by 25.9 percent over the five-year period and 16.6 percent over the one-year period.
5. Doctoral Degrees – these increased by 16.9 percent over the five-year period and 23.3 percent over the one-year period.
6. Baccalaureate Degrees – these increased by 6.5 percent over the five-year period and 3.4 percent over the one-year period.
7. First Professional Degrees – these increased by 3.6 percent over the five-year period and 1.2 percent over the one-year period.

The following graphs illustrate the AY2009 awards by institution type.





The top five institutions in terms of AY2009 awards were:

4-Year Universities

1. UAF	University of Arkansas, Fayetteville	3,739
2. UCA	University of Central Arkansas	2,189
3. ASUJ	Arkansas State University Jonesboro	2,174
4. UALR	University of Arkansas at Little Rock	2,084
5. ATU	Arkansas Tech University	1,597

2-Year Colleges

1. PTC	Pulaski Technical College	1,437
2. ASUB	Arkansas State University Beebe	1,203
3. ASUN	Arkansas State University Newport	840
4. SAUT	Southern Arkansas University Tech	783
5. SEAC	Southeast Arkansas College	759

Private/Independent Institutions

1. HU	Harding University	1,255
2. JBU	John Brown University	582
3. OBU	Ouachita Baptist College	296
4. HC	Hendrix College	208
5. UO	University of the Ozarks	118

For additional information, please see Attachment 6.

Credentials Awarded by Degree Level, Academic Year and Institution

Academic Year selected = 2005

No.	Institution	1	2	3	4	5	6	7	8	9	10	Total
		Certificates of Proficiency	Technical Certificates	Associates Degrees	Advanced Certificates	Baccalaureate Degrees	Post-Baccalaureate Degrees	Master's Degrees	Specialist Degrees, Post-Masters Certificate, Post-First Professional	Doctoral Degrees (OLD)	First Professional Degrees (OLD)	
1	1 - ASUJ	0	0	172	0	1,555	0	384	23	13	0	2,147
2	1 - ATU	0	224	45	0	783	0	142	4	0	0	1,198
3	1 - HSU	0	0	0	0	405	0	121	0	0	0	526
4	1 - SAUM	0	0	55	0	399	0	50	0	0	0	504
5	1 - UAF	0	0	0	0	2,197	0	909	3	145	160	3,414
6	1 - UAFS	195	72	519	0	248	0	0	0	0	0	1,034
7	1 - UALR	0	0	177	0	1,036	25	423	9	25	108	1,803
8	1 - UAM	0	88	173	0	307	1	88	0	0	0	657
9	1 - UAMS	0	17	59	1	295	19	91	0	13	237	732
10	1 - UAPB	0	0	0	0	420	0	29	0	0	0	449
11	1 - UCA	0	0	20	0	1,198	0	308	0	53	0	1,579
12	2 - ANC	0	84	253	0	0	0	0	0	0	0	337
13	2 - ASUB	48	160	469	0	0	0	0	0	0	0	677
14	2 - ASUMH	23	13	173	0	0	0	0	0	0	0	209
15	2 - ASUN	845	34	79	0	0	0	0	0	0	0	958
16	2 - BRTC	72	150	185	0	0	0	0	0	0	0	407
17	2 - CCCUA	66	24	74	0	0	0	0	0	0	0	164
18	2 - EACC	3	50	146	0	0	0	0	0	0	0	199
19	2 - MSCC	17	6	84	0	0	0	0	0	0	0	107
20	2 - NAC	40	124	199	0	0	0	0	0	0	0	363
21	2 - NPCC	0	101	302	0	0	0	0	0	0	0	403
22	2 - NWACC	109	5	257	0	0	0	0	0	0	0	371
23	2 - OTC	96	81	90	0	0	0	0	0	0	0	267
24	2 - OZC	2	34	101	0	0	0	0	0	0	0	137
25	2 - PCCUA	130	49	176	0	0	0	0	0	0	0	355
26	2 - PTC	67	195	378	0	0	0	0	0	0	0	640
27	2 - RMCC	4	41	57	0	0	0	0	0	0	0	102
28	2 - SACC	65	72	92	0	0	0	0	0	0	0	229
29	2 - SAUT	68	367	90	0	0	0	0	0	0	0	525
30	2 - SEAC	76	113	168	0	0	0	0	0	0	0	357
31	2 - UACCB	66	27	120	0	0	0	0	0	0	0	213
32	2 - UACCH	90	72	132	0	0	0	0	0	0	0	294
33	2 - UACCM	39	86	126	0	0	0	0	0	0	0	251
34	P - ABC	0	0	0	0	26	0	0	0	0	0	26
35	P - CBC	0	0	22	0	50	0	0	0	0	0	72
36	P - CRC	0	0	21	0	0	0	0	0	0	0	21
37	P - HC	0	0	0	0	202	0	6	0	0	0	208
38	P - HU	0	0	0	0	777	0	247	0	0	0	1,024
39	P - JBU	0	0	6	0	500	0	53	0	0	0	559
40	P - LC	0	0	0	0	112	0	0	0	0	0	112
41	P - OBU	0	0	1	0	312	0	0	0	0	0	313
42	P - PSC	0	0	0	0	111	0	0	0	0	0	111
43	P - UO	0	0	0	0	115	0	0	0	0	0	115
44	P - WBC	0	0	8	0	131	0	0	0	0	0	139
4-Year Universities		195	401	1,220	1	8,843	45	2,545	39	249	505	14,043
2-Year Colleges		1,926	1,888	3,751	0	0	0	0	0	0	0	7,565
Private Institutions		0	0	58	0	2,336	0	306	0	0	0	2,700
State Totals		2,121	2,289	5,029	1	11,179	45	2,851	39	249	505	24,308

Credentials Awarded by Degree Level, Academic Year and Institution

Academic Year selected = 2006

No.	Institution	1	2	3	4	5	6	7	8	9	10	Total
		Certificates of Proficiency	Technical Certificates	Associates Degrees	Advanced Certificates	Baccalaureate Degrees	Post-Baccalaureate Degrees	Master's Degrees	Specialist Degrees, Post-Masters Certificate, Post-First Professional	Doctoral Degrees (OLD)	First Professional Degrees (OLD)	
1	1 - ASUJ	0	0	180	0	1,508	0	386	30	19	0	2,123
2	1 - ATU	0	184	68	0	821	0	126	4	0	0	1,203
3	1 - HSU	0	0	0	0	411	0	93	6	0	0	510
4	1 - SAUM	0	0	55	0	387	0	50	0	0	0	492
5	1 - UAF	0	0	0	0	2,198	0	987	5	134	146	3,470
6	1 - UAFS	200	68	512	0	315	0	0	0	0	0	1,095
7	1 - UALR	0	0	145	0	1,021	25	430	11	20	139	1,791
8	1 - UAM	0	79	218	0	297	0	107	0	0	0	701
9	1 - UAMS	0	19	73	0	315	20	98	0	20	228	773
10	1 - UAPB	0	0	0	0	372	0	27	0	0	0	399
11	1 - UCA	0	0	29	0	1,286	0	324	0	29	0	1,668
12	2 - ANC	0	78	216	0	0	0	0	0	0	0	294
13	2 - ASUB	42	166	434	0	0	0	0	0	0	0	642
14	2 - ASUMH	49	3	162	0	0	0	0	0	0	0	214
15	2 - ASUN	1,007	42	71	0	0	0	0	0	0	0	1,120
16	2 - BRTC	68	112	170	0	0	0	0	0	0	0	350
17	2 - CCCUA	44	24	82	0	0	0	0	0	0	0	150
18	2 - EACC	7	41	145	0	0	0	0	0	0	0	193
19	2 - MSCC	26	2	88	0	0	0	0	0	0	0	116
20	2 - NAC	30	128	256	0	0	0	0	0	0	0	414
21	2 - NPCC	6	106	302	0	0	0	0	0	0	0	414
22	2 - NWACC	96	27	295	0	0	0	0	0	0	0	418
23	2 - OTC	102	64	93	0	0	0	0	0	0	0	259
24	2 - OZC	2	32	75	0	0	0	0	0	0	0	109
25	2 - PCCUA	215	64	199	0	0	0	0	0	0	0	478
26	2 - PTC	65	307	528	2	0	0	0	0	0	0	902
27	2 - RMCC	54	60	53	0	0	0	0	0	0	0	167
28	2 - SACC	113	60	109	0	0	0	0	0	0	0	282
29	2 - SAUT	192	276	107	0	0	0	0	0	0	0	575
30	2 - SEAC	52	97	160	0	0	0	0	0	0	0	309
31	2 - UACCB	61	59	164	0	0	0	0	0	0	0	284
32	2 - UACCH	97	77	113	0	0	0	0	0	0	0	287
33	2 - UACCM	33	87	153	0	0	0	0	0	0	0	273
34	P - ABC	0	0	1	0	47	0	0	0	0	0	48
35	P - CBC	0	0	16	0	60	0	0	0	0	0	76
36	P - CRC	0	0	17	0	0	0	0	0	0	0	17
37	P - HC	0	0	0	0	241	0	9	0	0	0	250
38	P - HU	0	0	0	0	798	0	345	2	3	13	1,161
39	P - JBU	0	0	4	0	523	0	83	0	0	0	610
40	P - LC	0	0	0	0	97	0	0	0	0	0	97
41	P - OBU	0	0	1	0	302	0	0	0	0	0	303
42	P - PSC	0	0	0	0	107	0	0	0	0	0	107
43	P - UO	0	0	0	0	122	0	0	0	0	0	122
44	P - WBC	0	0	2	0	86	0	0	0	0	0	88
4-Year Universities		200	350	1,280	0	8,931	45	2,628	56	222	513	14,225
2-Year Colleges		2,361	1,912	3,975	2	0	0	0	0	0	0	8,250
Private Institutions		0	0	41	0	2,383	0	437	2	3	13	2,879
State Totals		2,561	2,262	5,296	2	11,314	45	3,065	58	225	526	25,354

Credentials Awarded by Degree Level, Academic Year and Institution

Academic Year selected = 2007

No.	Institution	1	2	3	4	5	6	7	8	9	10	Total
		Certificates of Proficiency	Technical Certificates	Associates Degrees	Advanced Certificates	Baccalaureate Degrees	Post-Baccalaureate Degrees	Master's Degrees	Specialist Degrees, Post-Masters Certificate, Post-First Professional	Doctoral Degrees (OLD)	First Professional Degrees (OLD)	
1	1 - ASUJ	0	98	187	0	1,438	0	382	30	10	0	2,145
2	1 - ATU	53	171	108	0	850	0	209	3	0	0	1,394
3	1 - HSU	0	0	0	0	463	0	153	11	0	0	627
4	1 - SAUM	0	0	80	0	331	0	70	0	0	0	481
5	1 - UAF	0	0	0	0	2,382	1	939	3	115	139	3,579
6	1 - UAFS	101	46	554	0	391	0	0	0	0	0	1,092
7	1 - UALR	0	0	203	0	1,034	79	393	11	25	132	1,877
8	1 - UAM	45	122	194	1	265	0	84	0	0	0	711
9	1 - UAMS	0	11	69	1	293	16	92	0	21	232	735
10	1 - UAPB	0	0	0	0	376	0	31	0	0	0	407
11	1 - UCA	0	0	39	0	1,389	0	387	1	44	0	1,860
12	2 - ANC	19	70	202	0	0	0	0	0	0	0	291
13	2 - ASUB	69	170	511	0	0	0	0	0	0	0	750
14	2 - ASUMH	119	84	171	0	0	0	0	0	0	0	374
15	2 - ASUN	868	37	65	0	0	0	0	0	0	0	970
16	2 - BRTC	93	133	193	0	0	0	0	0	0	0	419
17	2 - CCCUA	49	26	75	0	0	0	0	0	0	0	150
18	2 - EACC	4	48	145	0	0	0	0	0	0	0	197
19	2 - MSCC	41	0	80	0	0	0	0	0	0	0	121
20	2 - NAC	28	115	239	0	0	0	0	0	0	0	382
21	2 - NPCC	7	134	307	0	0	0	0	0	0	0	448
22	2 - NWACC	70	26	307	0	0	0	0	0	0	0	403
23	2 - OTC	140	86	89	0	0	0	0	0	0	0	315
24	2 - OZC	88	48	92	0	0	0	0	0	0	0	228
25	2 - PCCUA	98	61	153	0	0	0	0	0	0	0	312
26	2 - PTC	121	359	607	0	0	0	0	0	0	0	1,087
27	2 - RMCC	2	29	58	0	0	0	0	0	0	0	89
28	2 - SACC	68	113	130	0	0	0	0	0	0	0	311
29	2 - SAUT	243	217	83	0	0	0	0	0	0	0	543
30	2 - SEAC	110	126	189	0	0	0	0	0	0	0	425
31	2 - UACCB	53	52	149	0	0	0	0	0	0	0	254
32	2 - UACCH	65	75	86	0	0	0	0	0	0	0	226
33	2 - UACCM	50	116	174	0	0	0	0	0	0	0	340
34	P - ABC	0	0	8	0	38	0	0	0	0	0	46
35	P - CBC	0	0	23	0	43	0	0	0	0	0	66
36	P - CRC	0	0	15	0	0	0	0	0	0	0	15
37	P - HC	0	0	0	0	203	0	8	0	0	0	211
38	P - HU	0	0	0	0	770	0	347	2	3	9	1,131
39	P - JBU	0	0	2	0	491	0	122	0	0	0	615
40	P - LC	0	0	0	0	103	0	0	0	0	0	103
41	P - OBU	0	0	0	0	264	0	0	0	0	0	264
42	P - PSC	0	0	0	0	108	0	0	0	0	0	108
43	P - UO	0	0	0	0	106	0	0	0	0	0	106
44	P - WBC	0	0	4	0	108	0	0	0	0	0	112
4-Year Universities		199	448	1,434	2	9,212	96	2,740	59	215	503	14,908
2-Year Colleges		2,405	2,125	4,105	0	0	0	0	0	0	0	8,635
Private Institutions		0	0	52	0	2,234	0	477	2	3	9	2,777
State Totals		2,604	2,573	5,591	2	11,446	96	3,217	61	218	512	26,320

Credentials Awarded by Degree Level, Academic Year and Institution

Academic Year selected = 2008

No.	Institution	1	2	3	4	5	6	7	8	9	10	Total
		Certificates of Proficiency	Technical Certificates	Associates Degrees	Advanced Certificates	Baccalaureate Degrees	Post-Baccalaureate Degrees	Master's Degrees	Specialist Degrees, Post-Masters Certificate, Post-First Professional	Doctoral Degrees (OLD)	First Professional Degrees (OLD)	
1	1 - ASUJ	0	58	197	0	1,362	6	421	31	9	0	2,084
2	1 - ATU	39	147	100	0	834	0	233	4	0	0	1,357
3	1 - HSU	0	0	0	0	480	0	148	7	0	0	635
4	1 - SAUM	0	0	97	0	427	0	77	0	0	0	601
5	1 - UAF	0	0	0	0	2,343	2	963	4	144	130	3,586
6	1 - UAFS	225	76	310	0	384	0	0	0	0	0	995
7	1 - UALR	0	0	179	0	1,038	61	475	24	23	123	1,923
8	1 - UAM	94	105	259	0	294	0	56	0	0	0	808
9	1 - UAMS	0	19	67	0	313	20	137	0	23	254	833
10	1 - UAPB	0	0	0	0	365	0	21	0	0	0	386
11	1 - UCA	0	0	24	0	1,480	0	439	2	35	0	1,980
12	2 - ANC	128	73	202	0	0	0	0	0	0	0	403
13	2 - ASUB	243	283	481	0	0	0	0	0	0	0	1,007
14	2 - ASUMH	232	32	165	0	0	0	0	0	0	0	429
15	2 - ASUN	818	80	81	0	0	0	0	0	0	0	979
16	2 - BRTC	96	135	158	0	0	0	0	0	0	0	389
17	2 - CCCUA	60	33	96	0	0	0	0	0	0	0	189
18	2 - EACC	13	111	125	0	0	0	0	0	0	0	249
19	2 - MSCC	34	1	64	0	0	0	0	0	0	0	99
20	2 - NAC	60	112	214	0	0	0	0	0	0	0	386
21	2 - NPCC	12	197	292	0	0	0	0	0	0	0	501
22	2 - NWACC	91	52	467	0	0	0	0	0	0	0	610
23	2 - OTC	165	143	78	0	0	0	0	0	0	0	386
24	2 - OZC	33	42	97	0	0	0	0	0	0	0	172
25	2 - PCCUA	97	51	158	0	0	0	0	0	0	0	306
26	2 - PTC	135	530	597	0	0	0	0	0	0	0	1,262
27	2 - RMCC	2	27	62	0	0	0	0	0	0	0	91
28	2 - SACC	88	117	107	0	0	0	0	0	0	0	312
29	2 - SAUT	203	342	112	0	0	0	0	0	0	0	657
30	2 - SEAC	148	136	142	0	0	0	0	0	0	0	426
31	2 - UACCB	174	70	153	0	0	0	0	0	0	0	397
32	2 - UACCH	61	72	92	0	0	0	0	0	0	0	225
33	2 - UACCM	79	108	169	0	0	0	0	0	0	0	356
34	P - ABC	0	0	27	0	15	0	0	0	0	0	42
35	P - CBC	0	0	25	0	65	0	0	0	0	0	90
36	P - CRC	0	0	23	0	0	0	0	0	0	0	23
37	P - HC	0	0	0	0	192	0	4	0	0	0	196
38	P - HU	0	0	0	0	787	0	350	8	2	10	1,157
39	P - JBU	0	0	4	0	487	0	146	0	0	0	637
40	P - LC	0	0	0	0	98	0	0	0	0	0	98
41	P - OBU	0	0	0	0	263	0	0	0	0	0	263
42	P - PSC	0	0	0	0	82	0	0	0	0	0	82
43	P - UO	0	0	0	0	97	0	0	0	0	0	97
44	P - WBC	0	0	4	0	115	0	0	0	0	0	119
4-Year Universities		358	405	1,233	0	9,320	89	2,970	72	234	507	15,188
2-Year Colleges		2,972	2,747	4,112	0	0	0	0	0	0	0	9,831
Private Institutions		0	0	83	0	2,201	0	500	8	2	10	2,804
State Totals		3,330	3,152	5,428	0	11,521	89	3,470	80	236	517	27,823

Credentials Awarded by Degree Level, Academic Year and Institution

Academic Year selected = 2009

No.	Institution	01	02	03	04	05	06	07	08	09	10	Total
		Certificates of Proficiency	Technical Certificates	Associates Degrees	Advanced Certificates	Baccalaureate Degrees	Post-Baccalaureate Degrees	Master's Degrees	Specialist Degrees, Post-Masters Certificate, Post-First Professional	Doctoral Degrees (OLD)	First Professional Degrees (OLD)	
1	1 - ASUJ	-	-	284	-	1,414	4	431	29	12	-	2,174
2	1 - ATU	52	195	165	-	973	-	201	11	-	-	1,597
3	1 - HSU	-	-	-	-	463	-	167	5	-	-	635
4	1 - SAUM	-	-	45	-	370	-	113	-	-	-	528
5	1 - UAF	-	-	-	-	2,494	4	946	13	160	122	3,739
6	1 - UAFS	189	135	471	-	396	-	-	-	-	-	1,191
7	1 - UALR	-	-	244	-	1,084	97	509	7	22	121	2,084
8	1 - UAM	132	101	258	-	265	-	68	-	-	-	824
9	1 - UAMS	-	9	53	1	290	19	133	-	38	263	806
10	1 - UAPB	-	-	-	-	401	-	24	-	-	-	425
11	1 - UCA	-	-	35	-	1,532	-	558	8	56	-	2,189
12	2 - ANC	160	74	194	-	-	-	-	-	-	-	428
13	2 - ASUB	372	255	576	-	-	-	-	-	-	-	1,203
14	2 - ASUMH	237	49	159	-	-	-	-	-	-	-	445
15	2 - ASUN	565	174	101	-	-	-	-	-	-	-	840
16	2 - BRCT	123	167	239	-	-	-	-	-	-	-	529
17	2 - CCCUA	67	47	86	-	-	-	-	-	-	-	200
18	2 - EACC	27	177	117	-	-	-	-	-	-	-	321
19	2 - MSCC	51	-	76	-	-	-	-	-	-	-	127
20	2 - NAC	34	98	221	-	-	-	-	-	-	-	353
21	2 - NPCC	33	158	379	-	-	-	-	-	-	-	570
22	2 - NWACC	97	46	503	-	-	-	-	-	-	-	646
23	2 - OTC	253	150	102	-	-	-	-	-	-	-	505
24	2 - OZC	25	74	118	-	-	-	-	-	-	-	217
25	2 - PCCUA	199	51	148	-	-	-	-	-	-	-	398
26	2 - PTC	108	617	711	1	-	-	-	-	-	-	1,437
27	2 - RMCC	54	29	66	-	-	-	-	-	-	-	149
28	2 - SACC	107	123	95	2	-	-	-	-	-	-	327
29	2 - SAUT	332	328	123	-	-	-	-	-	-	-	783
30	2 - SEAC	318	275	166	-	-	-	-	-	-	-	759
31	2 - UACCB	196	59	167	-	-	-	-	-	-	-	422
32	2 - UACCH	174	177	131	-	-	-	-	-	-	-	482
33	2 - UACCM	121	148	231	-	-	-	-	-	-	-	500
34	P - ABC	-	-	14	-	16	-	-	-	-	-	30
35	P - CBC	-	-	35	-	54	-	-	-	-	-	89
36	P - CRC	-	-	15	-	-	-	-	-	-	-	15
37	P - HC	-	-	-	-	200	-	8	-	-	-	208
38	P - HU	-	-	-	-	863	-	361	11	3	17	1,255
39	P - JBU	-	-	-	-	450	-	132	-	-	-	582
40	P - LC	-	-	-	-	84	-	-	-	-	-	84
41	P - OBU	-	-	-	-	296	-	-	-	-	-	296
42	P - PSC	-	-	-	-	71	-	-	-	-	-	71
43	P - UO	-	-	-	-	118	-	-	-	-	-	118
44	P - WBC	-	-	3	-	76	-	-	-	-	-	79
4-Year Universities		373	440	1,555	1	9,682	124	3,150	73	288	506	16,192
2-Year Colleges		3,653	3,276	4,709	3	-	-	-	-	-	-	11,641
Private Institutions		-	-	67	-	2,228	-	501	11	3	17	2,827
State Totals		4,026	3,716	6,331	4	11,910	124	3,651	84	291	523	30,660

Arkansas Higher Education Coordinating Board



Agenda Item 6: Credentials Awarded April 30, 2010

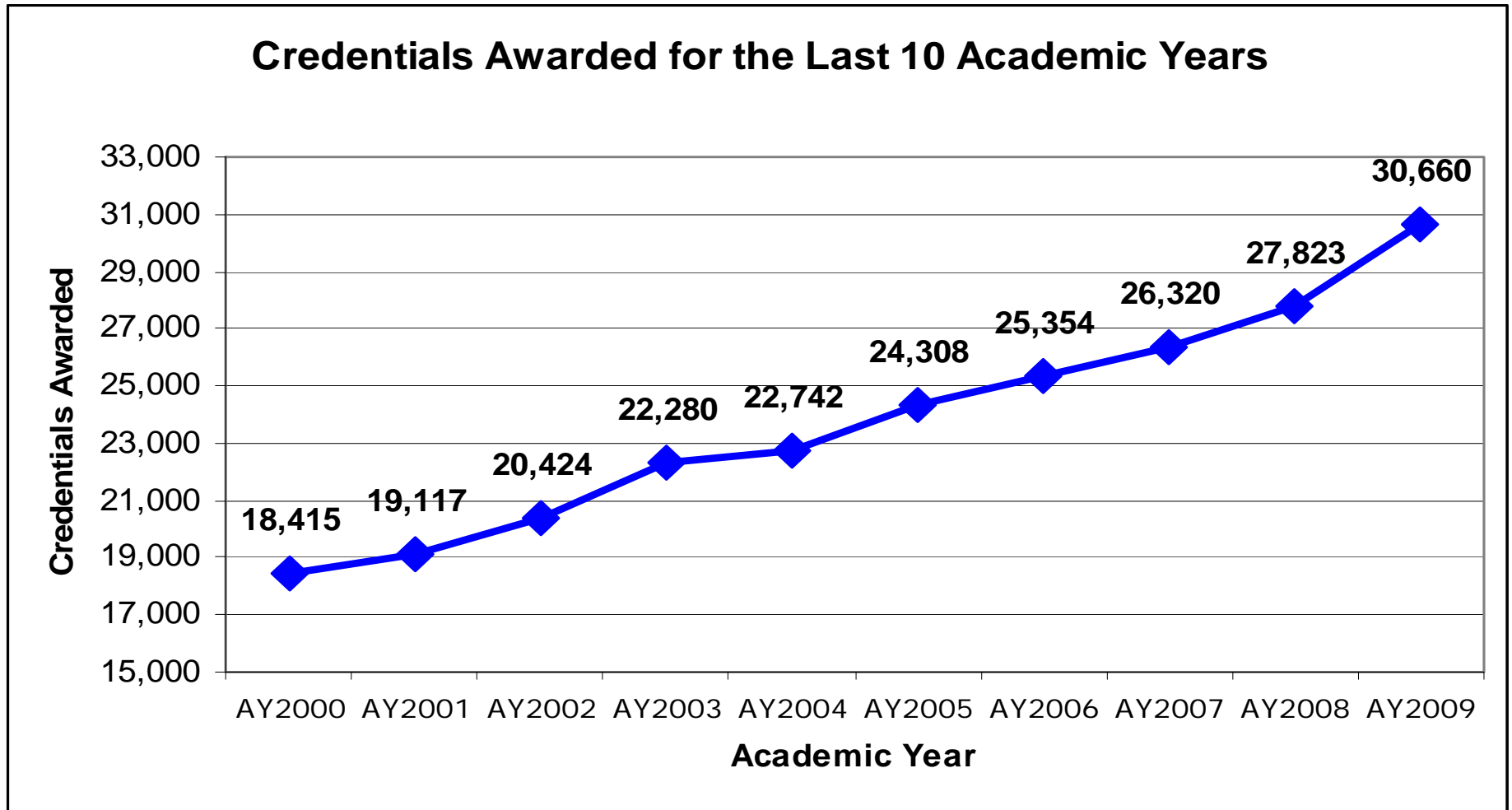
Presented by
**Rick Jenkins, Associate Director
Planning and Accountability**

What are Credentials?

Certificates	Degrees
<ol style="list-style-type: none">1. Certificate of Proficiency2. Technical Certificate3. Advanced Certificate4. Post-Baccalaureate Certificate5. Post-First Professional Certificate	<ol style="list-style-type: none">1. Associate Degree2. Baccalaureate Degree3. Masters Degree4. Specialist Degree5. Doctoral Degree6. First Professional Degree7. Post-First Professional Degree

Total Credentials Awarded Steadily Increasing:

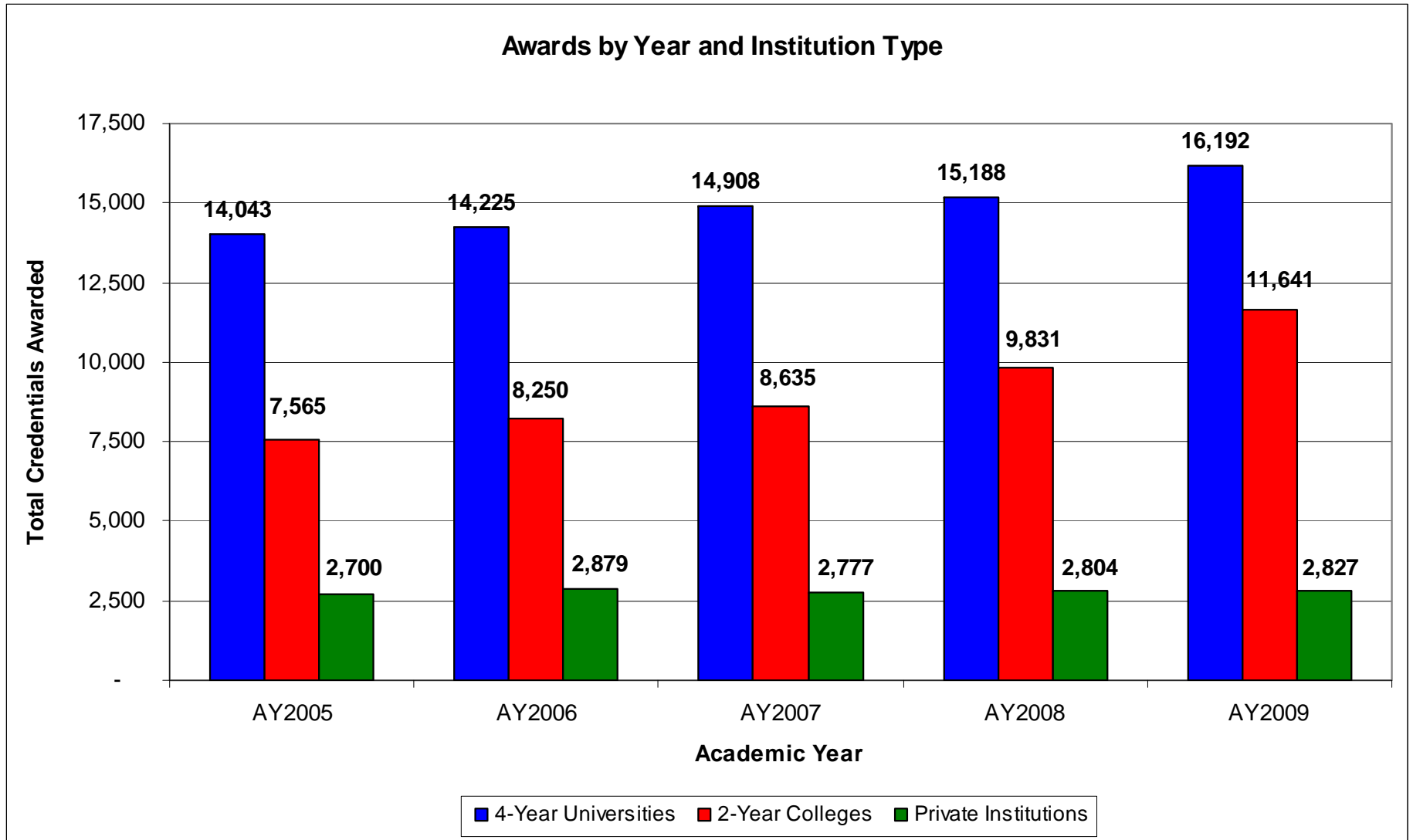
Includes Public 4-Year Universities, Public 2-Year Colleges, and Private/Independent Institutions.



Total Credentials Awarded Steadily Increasing:
Includes Public 4-Year Universities, Public 2-Year Colleges,
and Private/Independent Institutions.

Academic Year	Credentials Awarded	Distinct Graduates	Average Awards per Graduate	Percent of Graduates Receiving Multiple Awards
AY2000	18,415	17,878	1.030	3.0%
AY2001	19,117	18,521	1.032	3.2%
AY2002	20,424	19,797	1.032	3.2%
AY2003	22,280	21,569	1.033	3.3%
AY2004	22,742	22,003	1.034	3.4%
AY2005	24,308	23,413	1.038	3.8%
AY2006	25,354	24,429	1.038	3.8%
AY2007	26,320	25,208	1.044	4.4%
AY2008	27,823	26,328	1.057	5.7%
AY2009	30,660	28,340	1.082	8.2%

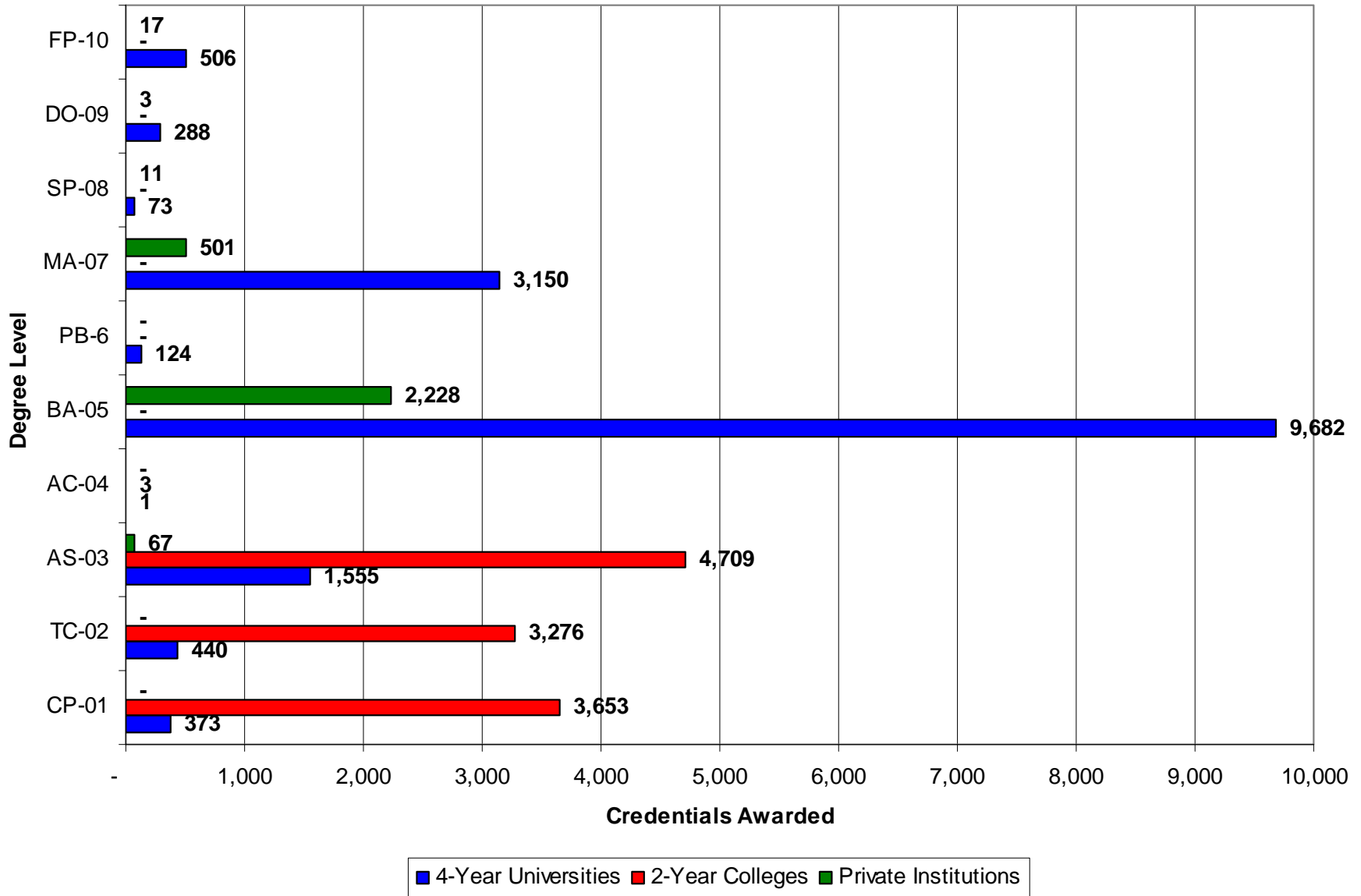
Credentials Awarded by Institution Type



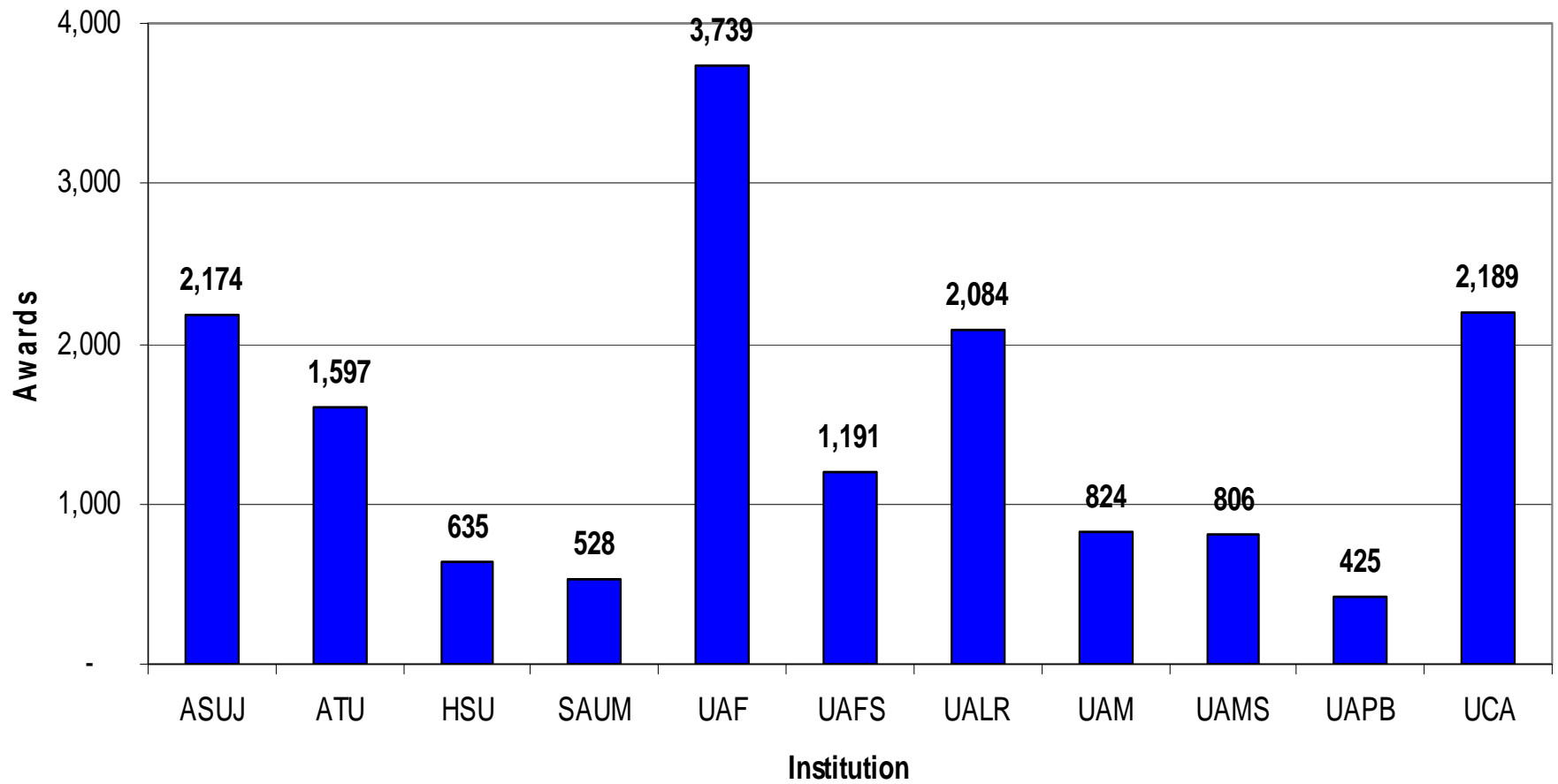
Credentials Awarded by Degree Level

Degree Level	AY2005	AY2006	AY2007	AY2008	AY2009	Percent Growth	
						5-Year	1-Year
01 Certificates of Proficiency	2,121	2,561	2,604	3,330	4,026	89.8%	20.9%
02 Technical Certificates	2,289	2,262	2,573	3,152	3,716	62.3%	17.9%
03 Associates Degrees	5,029	5,296	5,591	5,428	6,331	25.9%	16.6%
04 Advanced Certificates	1	2	2	-	4	300.0%	
05 Baccalaureate Degrees	11,179	11,314	11,446	11,521	11,910	6.5%	3.4%
06 Post-Baccalaureate Degrees	45	45	96	89	124	175.6%	39.3%
07 Master's Degrees	2,851	3,065	3,217	3,470	3,651	28.1%	5.2%
08 Specialist Degrees, etc	39	58	61	80	84	115.4%	5.0%
09 Doctoral Degrees	249	225	218	236	291	16.9%	23.3%
10 First Professional Degrees	505	526	512	517	523	3.6%	1.2%
State Totals	24,308	25,354	26,320	27,823	30,660	26.1%	10.2%

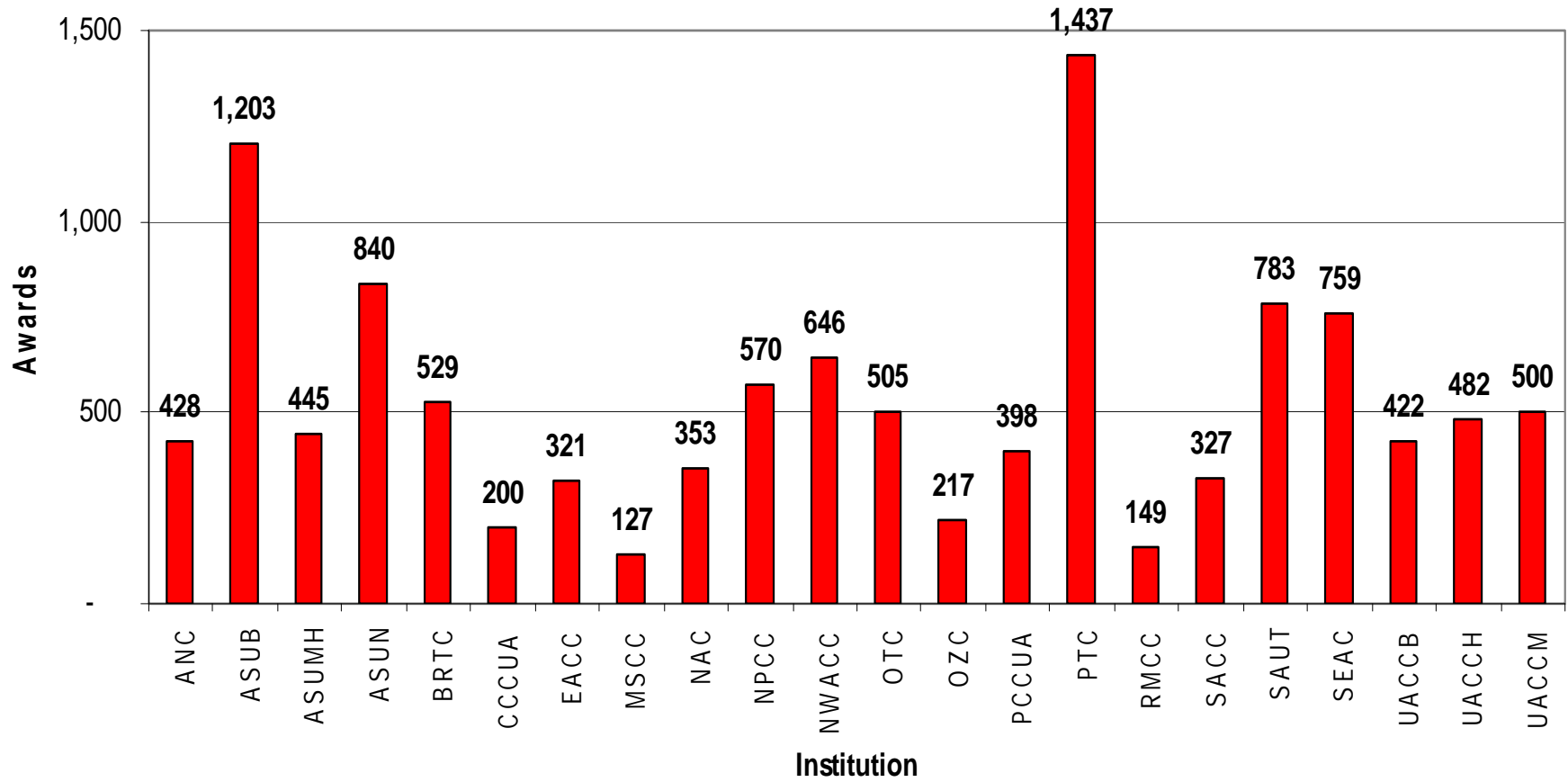
Awards by Credential Type (Degree Level) and Institution Type, AY2009



AY2009 Awards for 4-Year Universities



AY2009 Awards for 2-Year Colleges



AY2009 Awards for Private Institutions

