

Comprehensive Arkansas Higher Education Annual Report

December 1, 2015

New Program Productivity



Research and Planning

Arkansas Department of Higher Education

423 Main Street, Suite 400, Little Rock, AR 72201

**ANNUAL REPORT ON PRODUCTIVITY OF
 RECENTLY APPROVED PROGRAMS**

Background:

Arkansas Code §6-61-214 requires the Arkansas Higher Education Coordinating Board (AHECB) to establish standards for the academic programs offered by Arkansas colleges and universities and to create a **seven to ten year review** cycle for all existing academic programs. The existing academic program review policies (AHECB Policy 5.12) were adopted in 1995 and 1998.

In April 2008, the AHECB directed ADHE staff in cooperation with the public colleges and universities to revise the existing program review process to ensure quality academic programs that support Arkansas’s economic development goals, and to identify and remove non-viable programs from state general revenue funding.

The goal for the review that follows is to identify certificate and degree programs not currently meeting productivity standards.

Because programs need time to develop and produce graduates, productivity for certificate and associate programs is measured **three years** after approval, while baccalaureate and higher-level programs are measured **five years** after approval.

This agenda item summarizes degree productivity for:

- Baccalaureate and Graduate programs approved between July 1, 2008 and June 30, 2009 (Academic Year 2009); and,
- Associate and Certificate programs approved between July 1, 2010 and June 30, 2011 (Academic Year 2011).

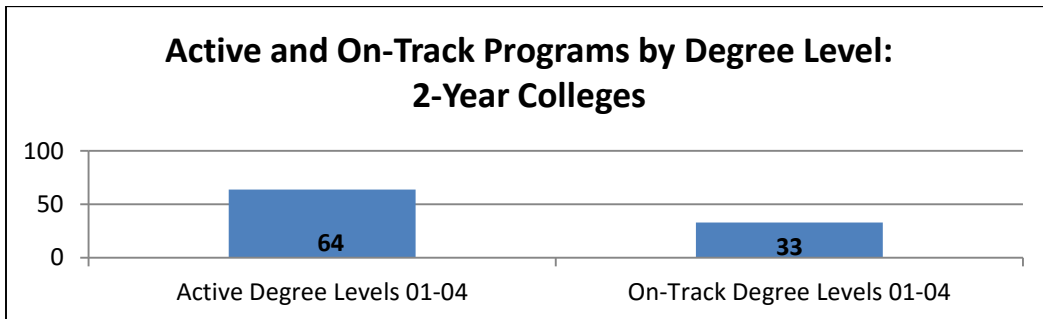
The new programs listed on the following pages will be required to meet the following AHECB Viability Standards.

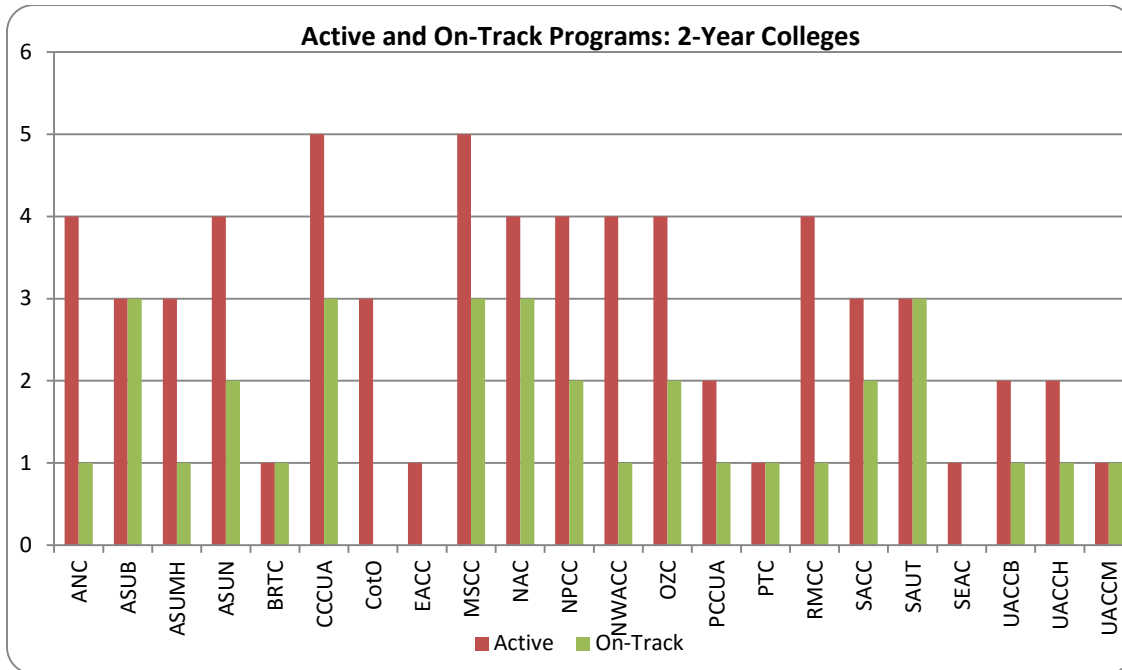
AHECB Program Viability Standards	
Degree Level	Standard
<i>Graduates Over a Three-Year Period</i>	
01 Certificate of Proficiency 02 Technical Certificate 03 Associate Degree (AAS Only)	12
03 Associate Degree (AA, AS, and AAT)	18
<i>Graduates Over a Five-Year Period</i>	
05 Bachelor Degrees	18
05 Bachelor Degrees (in science, mathematics, engineering, foreign languages, middle school education, and secondary education programs for licensure in science and mathematics)	12

07 Master's Degree	12
08 Specialist	12
17 Doctoral: Research/Scholarship	6
18 Doctoral: Professional Practice	12

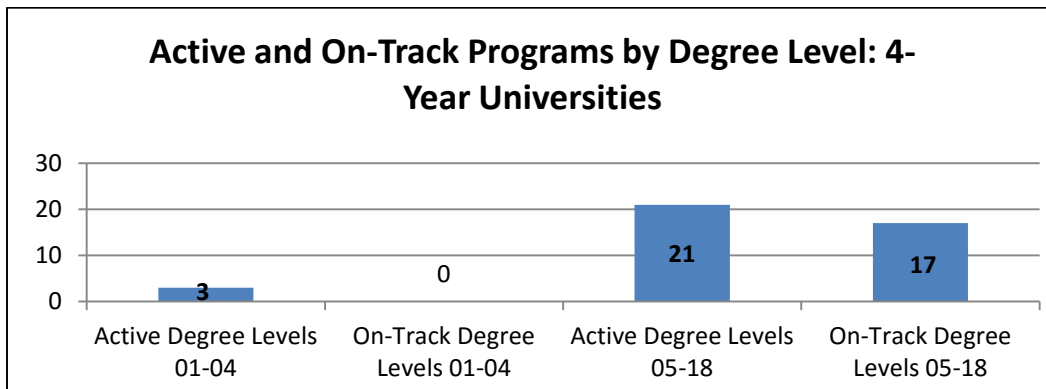
The tables below summarize the total number of **new programs**, identifying which of the active programs (defined as programs approved in AY 2011 currently accepting enrollments) are on track to meet viability standards.

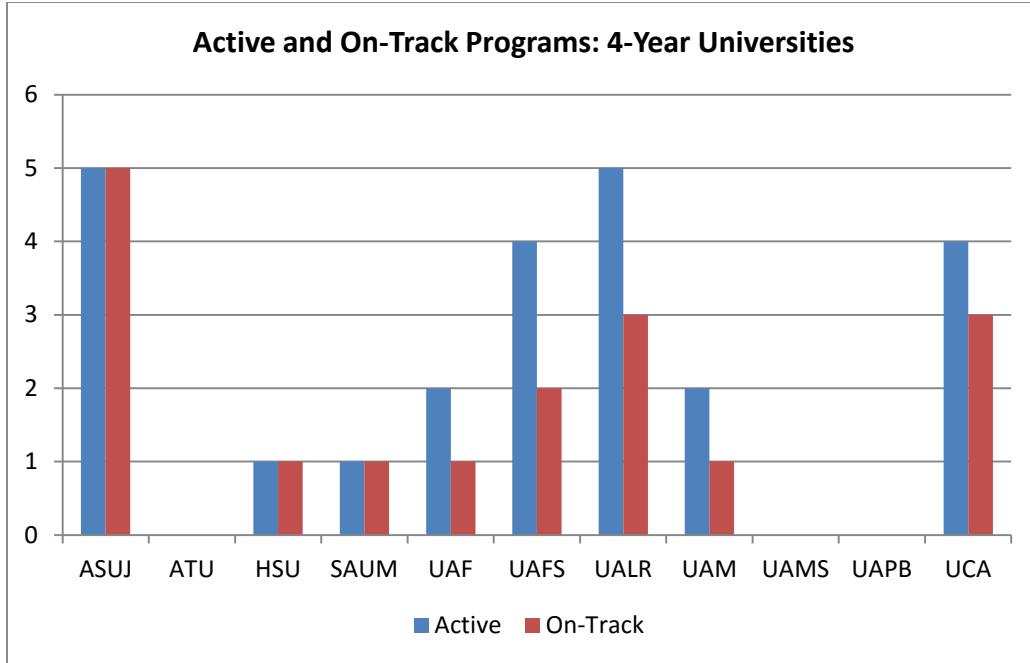
Active and On-Track Programs			
New Programs	Certificate and Associate	Bachelor's, Graduate, Professional	Total
Active Programs	67	21	88
Program On-Track to Meet Standard	33	17	50
Percent On-Track	49.3%	81.0%	56.8%





0-6 = # of programs





0-6 = # of programs

- Degree Levels 01-04: 01 = Certificate of Proficiency, 02 = Technical Certificate, 03 = Associate Degree, and 04 = Advanced Certificate
- Degree Levels 05-18: 05 = Baccalaureate Degree, 06 = Post-Baccalaureate Certificate, 07 = Master's Degree, 08 = Post-Master's Certificate or Specialist Degree, 09/17 = Doctoral: Research/Scholarship Degree, 10/18 = Doctoral: Professional Practice Degree.

Degree Productivity for New Programs Approved in Academic Year 2009 Bachelor Degrees and Above

	Award	CIP Code	Program Name	Approval Date	Effective Date	Grads 2010	Grads 2011	Grads 2012	Grads 2013	Grads 2014	Total	Ave.	On-Track
ASUJ	BSCE	14.0801	Civil Engineering	4/25/08	9/1/08	11	3	5	19	6	44	8.8	Y
ASUJ	BSEE	14.1001	Electrical Engineering	4/25/08	9/1/08	11	10	6	14	6	47	9.4	Y
ASUJ	BSME	14.1901	Mechanical Engineering	4/25/08	9/1/08	14	12	8	6	15	55	11.0	Y
ASUJ	DPT	51.2308	Physical Therapy	2/1/08	9/1/08	0	0	23	30	31	84	16.8	Y
HSU	GC	42.2703	Developmental Therapy	7/25/08	9/1/08	9	0	6	10	3	28	5.6	Y
SAUM	MBA	52.0201	Business Administration	4/25/08	9/1/08	7	22	25	29	26	109	21.8	Y
UAF	PhD	13.0901	Education Policy	7/25/08	9/1/08	0	0	0	4	1	5	1.0	N
UAFS	BS	30.9999	Organizational Leadership	2/1/08	9/1/08	12	46	56	73	78	265	53.0	Y
UALR	BSN	51.3801	Nursing Completion Program	7/25/08	9/1/08	49	72	73	89	136	419	83.8	Y
UALR	GC	11.0199	Information Quality	4/25/08	9/1/08	5	2	11	7	3	28	5.6	Y
UALR	MS	14.2701	Systems Engineering	7/25/08	9/1/08	3	7	4	11	4	29	5.8	Y
UALR	PhD	13.1315	Reading	7/25/08	9/1/08	0	0	0	0	4	4	0.8	
UCA	BA	24.0101	Interdisciplinary Liberal Studies	10/14/08	1/1/09	0	0	0	0	2	2	0.4	
UCA	BS	50.0408	Interior Design	7/25/08	9/1/08	23	20	14	7	7	71	14.2	Y
UCA	BS	19.0501	Nutrition	7/25/08	9/1/08	36	31	40	32	43	182	36.4	Y
UCA	PMC	51.3801	Nursing	7/25/08	9/1/08	3	0	0	0	0	3	0.6	

Degree Productivity for New Programs Approved in Academic Year 2011 Associate Degrees and Below

	Award	CIP Code	Program Title	Approval Date	Effective Date	Grads 2010	Grads 2011	Grads 2012	Totals	Average	On-Track
ANC	AS	52.0101	Business	4/30/2010	9/1/2010	1	2	3	6	2	N
ANC	AS	13.1202	Early Childhood Education	10/29/2010	9/1/2010	2	9	8	19	6.3	Y
ANC	AS	45.0401	Criminology	10/29/2010	9/1/2010	1	3	2	6	2	N
ANC	TC	51.0899	Patient Care Technology	2/4/2011	1/1/2011	0	0	0	0	0	N
ASUB	AS	01.0102	Agriculture	2/4/2011	1/1/2011	7	7	20	34	11.3	Y
ASUB	AS	52.0101	Business	4/30/2010	9/1/2010	25	47	65	137	45.7	Y
ASUB	AS	43.0104	Criminal Justice	2/4/2011	1/1/2011	4	14	22	40	13.3	Y
ASUMH	AS	52.0101	Business	4/30/2010	9/1/2010	23	21	28	72	24	Y
ASUMH	AS	13.1210	Early Childhood Education	10/29/2010	9/1/2010	0	0	0	0	0	N
ASUMH	AS	43.0107	Criminal Justice	10/29/2010	9/1/2010	0	0	7	7	2.3	N
ASUN	AS	52.0101	Business	4/30/2010	9/1/2010	8	10	9	27	9	Y
ASUN	AS	43.0103	Criminal Justice	10/29/2010	9/1/2010	5	8	5	18	6	Y
ASUN	TC	46.0503	Plumbing Technology	4/30/2010	9/1/2010	0	0	0	0	0	N
ASUN	TC	47.0303	Industrial Maintenance	4/15/2011	1/1/2011	0	1	8	9	3	N
BRTC	AS	52.0101	Business	4/30/2010	9/1/2010	6	2	10	18	6	Y
CCCUA	AS	52.0101	Business	4/30/2010	9/1/2010	1	0	6	7	2.3	N
CCCUA	AS	01.0101	Agriculture	10/29/2010	9/1/2010	1	2	1	4	1.3	N
CCCUA	CP	48.0508	Tungsten Inert Gas (TIG) Welding	4/15/2011	4/15/2011	10	19	24	53	17.7	Y
CCCUA	TC	51.0000	Health Professions	2/4/2011	1/1/2011	3	47	11	61	20.3	Y
CCCUA	TC	48.0508	Welding	2/4/2011	1/1/2011	4	10	20	34	11.3	Y
CotO	AS	52.0101	Business	4/30/2010	9/1/2010	2	3	1	6	2	N
CotO	CP	43.0199	Criminal Correction Specialist	10/29/2010	9/1/2010	0	0	0	0	0	N
CotO	TC	43.0199	Criminal Correction Specialist	10/29/2010	9/1/2010	0	0	0	0	0	N
EACC	AS	52.0101	Business	4/30/2010	9/1/2010	4	3	2	9	3	N

	Award	CIP Code	Program Title	Approval Date	Effective Date	Grads 2010	Grads 2011	Grads 2012	Totals	Average	On-Track
MSCC	AAS	47.0607	Aviation Maintenance Technology	2/4/2011	6/1/2011	0	2	1	3	1	N
MSCC	CP	48.0501	Machine-Technology, Machinist II	4/30/2010	9/1/2010	0	0	0	0	0	N
MSCC	CP	47.0607	General Aviation Maintenance Technology	10/29/2010	1/1/2011	20	10	0	30	10	Y
MSCC	TC	47.0607	Aviation Airframe Maintenance Technology	2/4/2011	6/1/2011	12	7	13	32	10.7	Y
MSCC	TC	47.0608	Aviation Powerplant Maintenance Technology	2/4/2011	6/1/2011	0	8	7	15	5	Y
NAC	AGS	24.0102	General Studies	4/15/2011	6/1/2011	5	19	37	61	20.3	Y
NAC	AS	52.0101	Business	4/30/2010	9/1/2010	1	1	6	8	2.7	N
NAC	CP	15.0303	Engineering Technology	4/30/2010	9/1/2010	7	4	3	14	4.7	Y
NAC	CP	48.0508	Certification Welding	4/30/2010	9/1/2010	3	7	13	23	7.7	Y
NPCC	AAS	51.0908	Respiratory Care	4/30/2010	1/1/2011	0	8	7	15	5	Y
NPCC	AS	52.0101	Business	4/30/2010	9/1/2010	2	9	10	21	7	Y
NPCC	CP	11.0901	A+	7/1/2010	9/1/2010	3	8	0	11	3.7	N
NPCC	TC	22.0302	Paralegal	4/30/2010	9/1/2010	2	3	3	8	2.7	N
NWACC	AS	52.0101	Business	4/30/2010	9/1/2010	57	70	7	134	44.7	Y
NWACC	TC	15.1301	Architectural Design	10/29/2010	9/1/2010	0	3	1	4	1.3	N
NWACC	TC	15.1301	Civil/Landscape Design	10/29/2010	9/1/2010	0	1	0	1	0.3	N
NWACC	TC	15.1301	Mechanical Design	10/29/2010	9/1/2010	0	2	0	2	0.7	N
OZC	AS	52.0101	Business	4/30/2010	9/1/2010	5	8	5	18	6	Y
OZC	CP	43.0199	Corrections & Criminal Justice	7/1/2010	9/1/2010	0	13	14	27	9	Y
OZC	CP	51.0705	Medical Office Administration	4/30/2010	9/1/2010	6	4	0	10	3.3	N
OZC	CP	52.0803	Banking & Finance	10/29/2010	1/1/2011	2	0	0	2	0.7	N
PCCUA	AAS	51.2212	Health Sciences	7/1/2010	8/1/2010	0	9	11	20	6.7	Y
PCCUA	AS	52.0101	Business	4/30/2010	9/1/2010	0	0	0	0	0	N
PTC	AS	52.0101	Business	4/30/2010	9/1/2010	11	24	53	88	29.3	Y
RMCC	AAS	51.3801	Nursing (LPN/LPNT TO RN)	7/1/2010	9/1/2010	9	16	15	40	13.3	Y
RMCC	AS	52.0101	Business	4/30/2010	9/1/2010	0	0	0	0	0	N
RMCC	CP	12.0500	Culinary Arts	4/15/2011	6/1/2011	4	3	1	8	2.7	N

	Award	CIP Code	Program Title	Approval Date	Effective Date	Grads 2010	Grads 2011	Grads 2012	Totals	Average	On-Track
RMCC	CP	47.0609	Aviation Management	10/29/2010	1/1/2011	0	0	0	0	0	N
SACC	AAS	51.1004	Medical Laboratory Science	2/4/2011	6/1/2011	0	8	7	15	5	Y
SACC	AS	52.0101	Business	4/30/2010	9/1/2010	0	0	0	0	0	N
SACC	CP	51.1009	Phlebotomy & EKG	2/4/2011	6/1/2011	35	35	38	108	36	Y
SAUT	CP	15.0801	Defense/Aerospace Technology	10/29/2010	9/1/2010	21	4	0	25	8.3	Y
SAUT	CP	15.0801	Aerospace Technology	10/29/2010	9/1/2010	0	0	13	13	4.3	Y
SAUT	CP	51.0708	Medical Transcription	4/30/2010	9/1/2010	0	7	5	12	4	Y
SEAC	AS	52.0101	Business Technology	4/30/2010	9/1/2010	0	0	1	1	0.3	N
UACCB	AS	52.0101	Business	4/30/2010	9/1/2010	2	2	0	4	1.3	N
UACCB	CP	48.0508	Welding	1/29/2010	9/1/2010	15	13	9	37	12.3	Y
UACCH	AAS	51.3801	Nursing (LPN/LPTN TO RN)	7/1/2010	9/1/2010	10	17	15	42	14	Y
UACCH	AS	52.0101	Business	4/30/2010	9/1/2010	1	1	5	7	2.3	N
UACCM	AS	52.0101	Business	4/30/2010	9/1/2010	8	7	16	31	10.3	Y
UAFS	TC	47.0605	Diesel Technology	7/1/2010	9/1/2010	0	3	3	6	2	N
UALR	CP	44.0599	Shepherd Program in Poverty Studies Certificate	4/30/2010	9/1/2010	0	0	0	0	0	N
UAM	TC	51.0000	Health Professions	4/30/2010	9/1/2010	0	1	2	3	1	N