

# **Arkansas Division of Higher Education**

## **Annual Report of College-Going Rate at Arkansas Institutions of Higher Education**

**Academic Year 2019-20**



**Research & Analytics**

**December 2020**

**Arkansas Division of Higher Education**  
423 Main Street, Little Rock, AR 72201

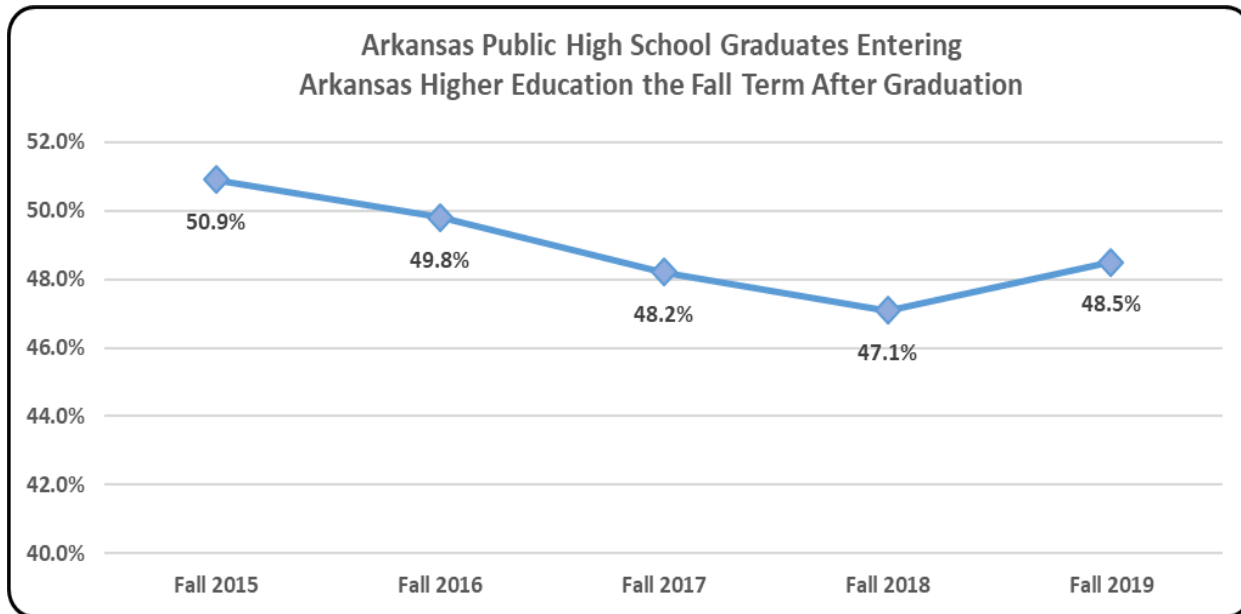
**ANNUAL REPORT OF  
ARKANSAS PUBLIC HIGH SCHOOL GRADUATES ENROLLING IN  
ARKANSAS PUBLIC OR PRIVATE INSTITUTIONS OF HIGHER  
EDUCATION**

---

The college-going rate measures the proportion of students enrolling in postsecondary education in the fall semester after finishing high school. The percentage, therefore, reflects the accessibility of higher education as well as students' assessment of the value of attending college when compared to working, entering the military or following other pursuits.

This report is a collaboration between the Division of Elementary and Secondary Education (DESE) and the Division of Higher Education (ADHE) of the Arkansas Department of Education. ADHE received 2019 public high school graduate data from DESE and combined it with Fall 2019 data submitted to ADHE from all Arkansas public and private institutions. The College-Going Rate calculations provided include only students graduating from an Arkansas Public High School or Public Charter High School.

Of the 32,325 public high school students graduating from an Arkansas public high school in 2019, 15,674 enrolled at an Arkansas public or private/independent institution in Fall 2019, the fall term immediately following their high school graduation. This represents a College-Going Rate of 48.5%, which is a 1.4% increase from the previous year of 47.1%.



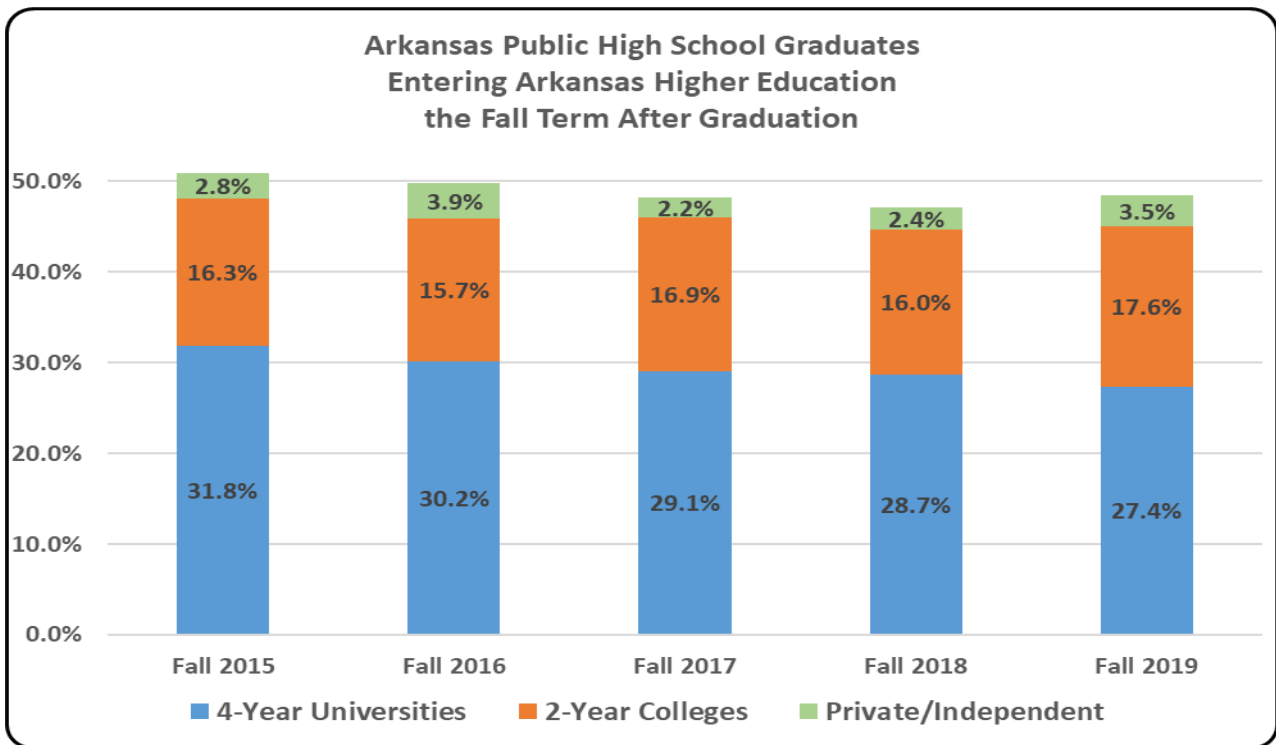
The table below provides the actual number of Arkansas public high school graduates along with the total number of students enrolling in Arkansas public and private higher education. The CGR

column represents the college-going rate for that cohort year.

Arkansas Public High School Graduates		Term Enrolled in Arkansas Higher Ed	Count of Enrolled in Arkansas Higher Ed	College-Going Rate
Year	Count			
2015	30,370	Fall 2015	15,470	50.9%
2016	30,152	Fall 2016	15,001	49.8%
2017	31,315	Fall 2017	15,094	48.2%
2018	31,745	Fall 2018	14,965	47.1%
2019	32,325	Fall 2019	15,674	48.5%

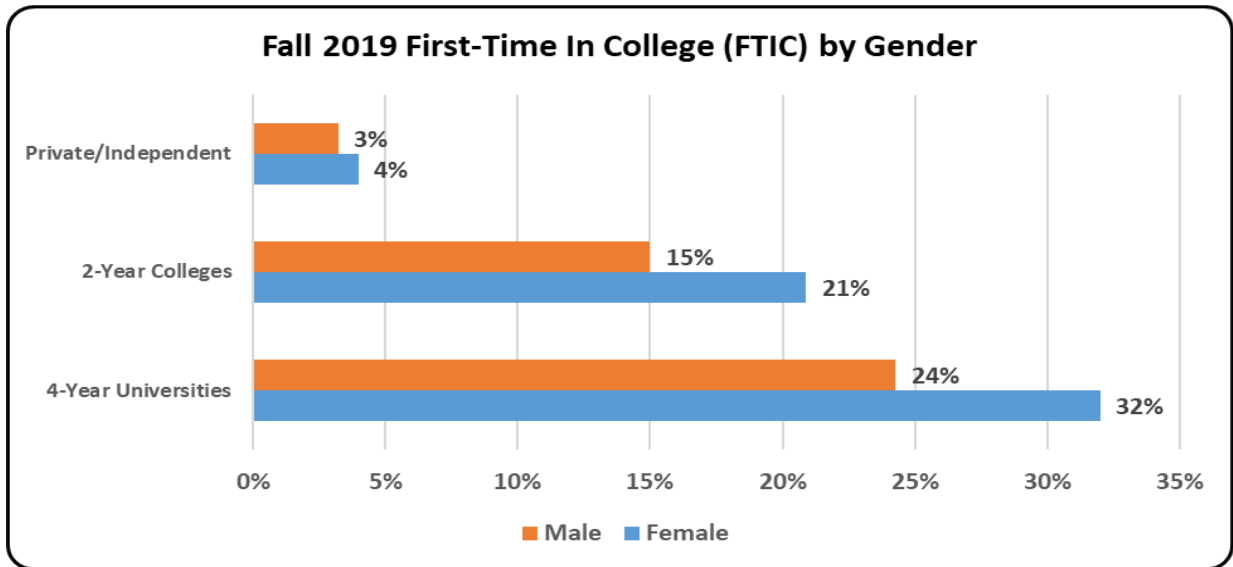
Our college-going rate had been on a slight decline since 2016, but the 2019 high school graduate cohort reported an increased college-going rate to 48.5%, up 1.4%.

Over five years, the share of students who enrolled in Arkansas higher education at 4-Year Universities decreased from 31.8% in Fall 2015 to 27.4% in Fall 2019. The share of enrolled students at 2-Year Colleges has increased from 16.3% in Fall 2015 to 17.6% in Fall 2019. The share of Arkansas public high school graduates attending our Private/Independent Institutions ranges from 2.2% to 3.9%.

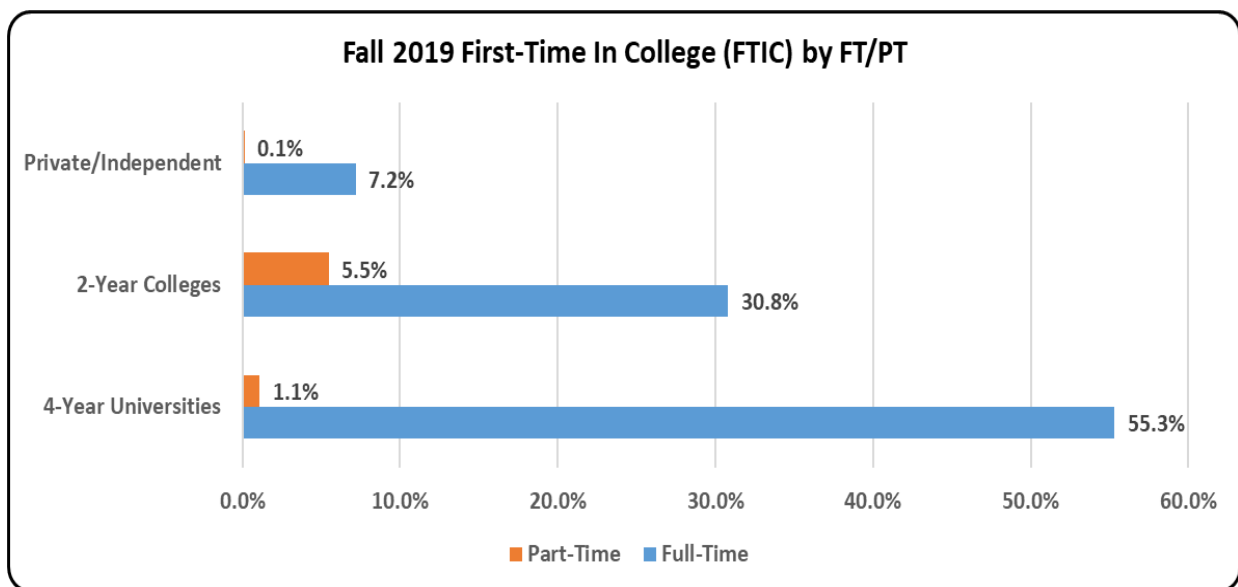


The following charts provide demographic information for the 2019 High School Graduate cohort who entered Arkansas Public and Private/Independent institutions in Arkansas in the fall 2019 semester.

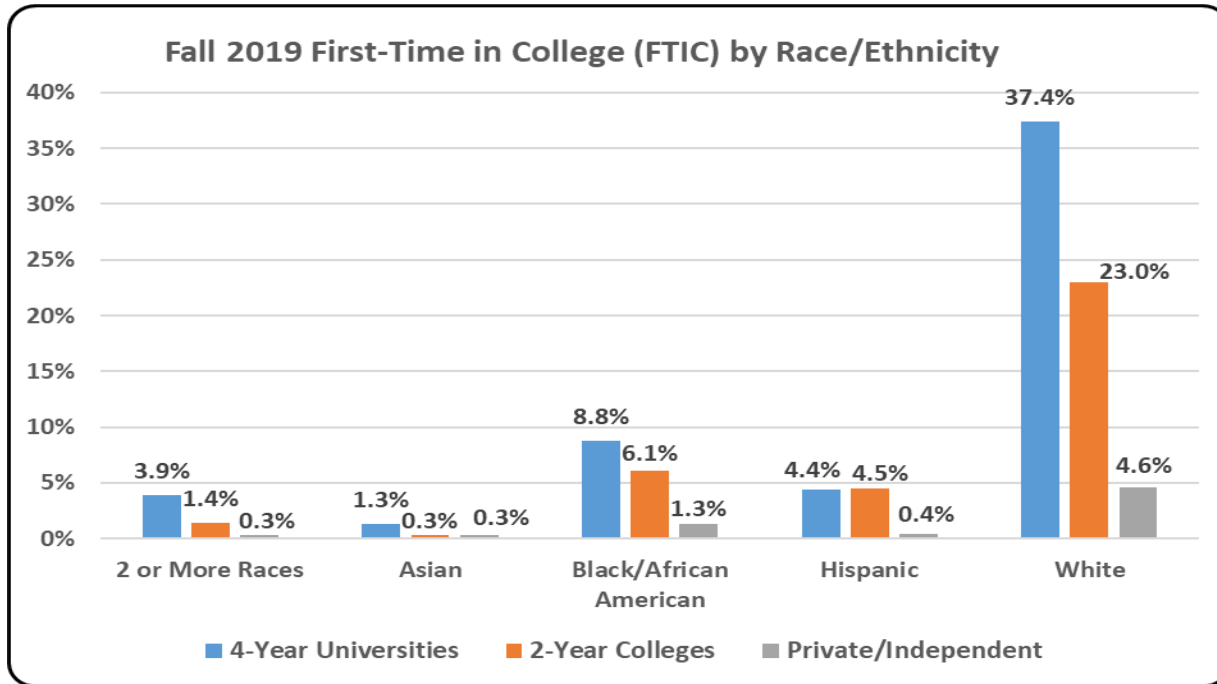
**Gender:** This chart represents the 15,674 Arkansas Public High School Graduates who enrolled in an Arkansas public or private college or university in Fall 2019. For the 4-year universities, almost one-third, 32% of the total cohort were females and 24% of the cohort were males. For the 2-year colleges, 21% of the cohort were females and 15% were males. For the private/independent colleges, 4% of the cohort were females and 3% were males.



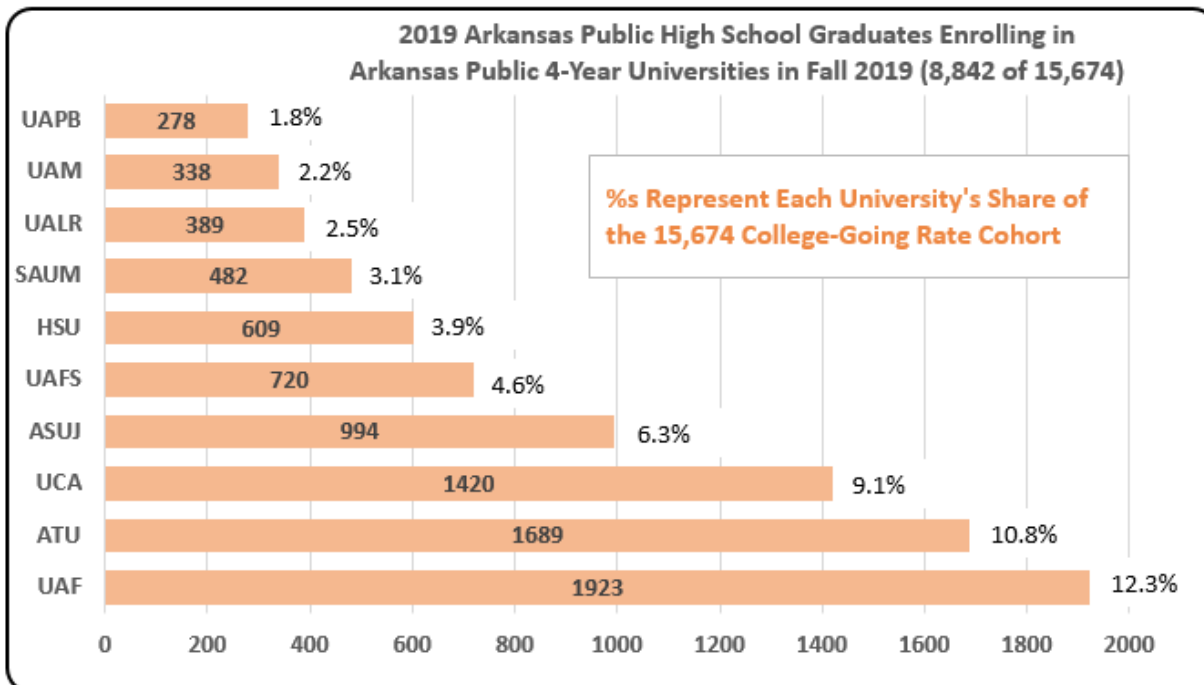
**Attendance Status:** Only 6.7% of the 15,674 high school graduates entering college immediately after high school enrolled part-time. This is typical for students enrolling in higher education the semester after graduating high school.



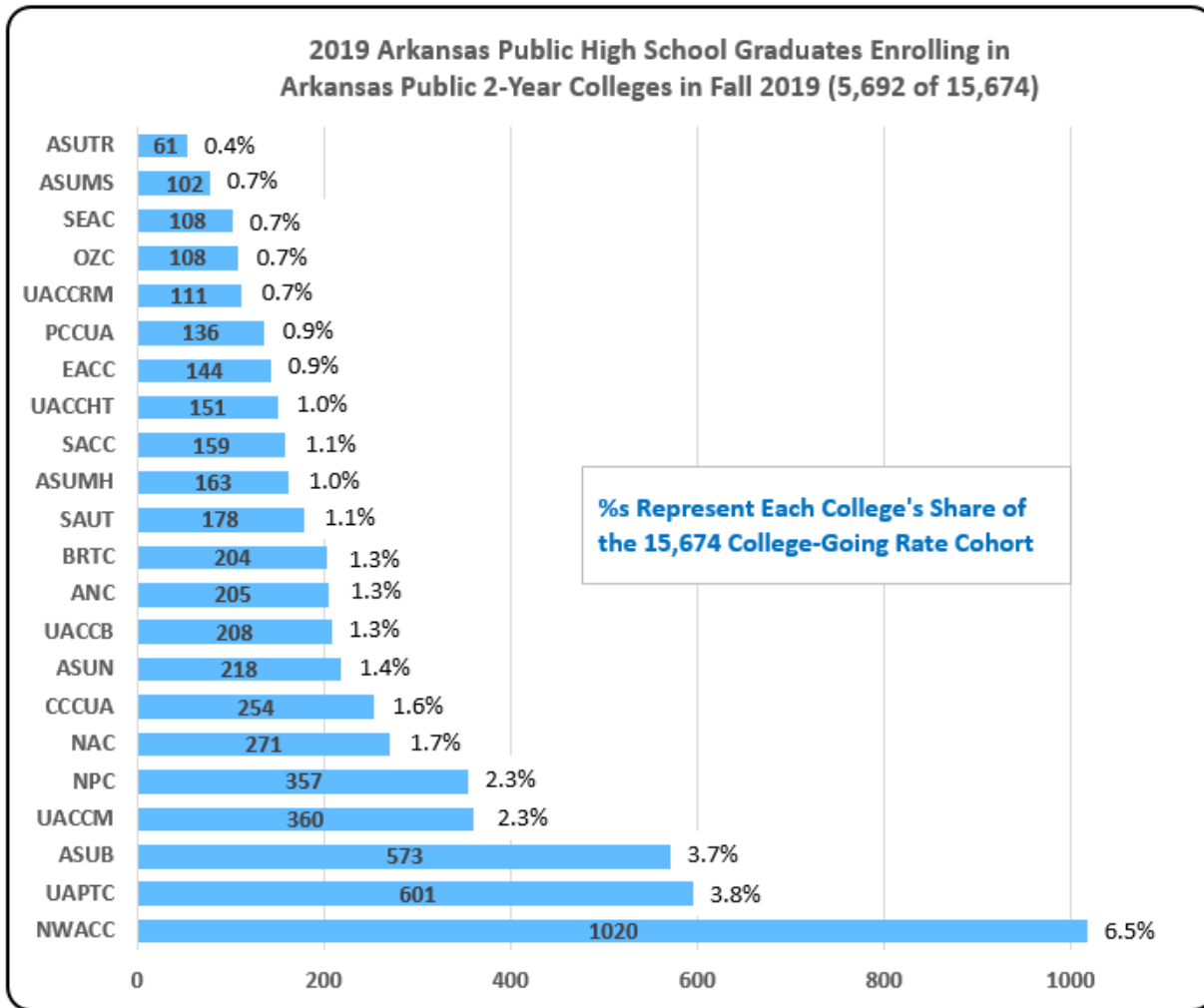
**Race/Ethnicity:** The race/ethnicity percentages below represent the proportion of the 15,674 high school graduates who entered an Arkansas Higher Education institution.



The table below shows the number of 2019 public high school graduates entering into a 4-Year university for the Fall 2019 term. The UAF enrolled almost 2,000 students, followed by ATU, UCA, and ASUJ.



The top three 2-Year Colleges were NWACC, UAPTC, and ASUB.



Of the 15,674 Arkansas Public High School Graduates, 1,140 entered an Arkansas Private or Independent college or university in the Fall 2019. This represents 7.3% of the college-going cohort. The institutions enrolling the most students were OBU at 194, WBU at 141, HC at 140 and HU enrolled 138.

**Arkansas Public High School Graduates Attending College Out-of-State**

ADE’s Division of Elementary and Secondary Education (DESE) sends high school graduate data to the National Student Clearinghouse. The Clearinghouse does a data match to its college enrollment database and provides a data file back to DESE. The Clearinghouse data was shared with ADHE this year, allowing us to report on our Arkansas Public High School graduates who chose to attend an out-of-state college or university.

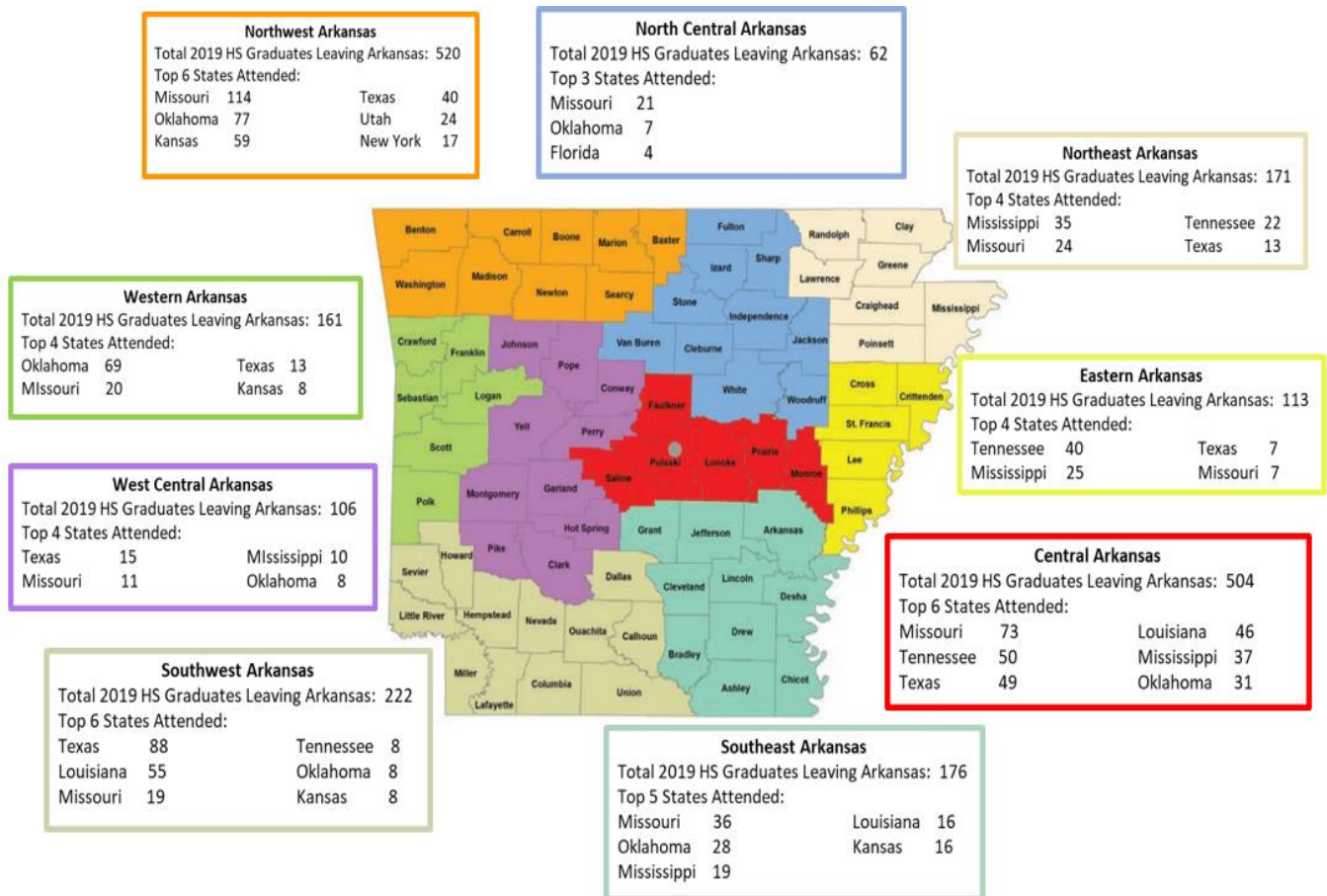
The Clearinghouse data reported 2,035 (6.3%) of our 32,325 public high school graduates attended college outside of Arkansas during the Fall 2019 semester. 48 different states are represented as well as the District of Columbia and Puerto Rico. Including these graduates in the college-going rate increases the rate to 54.8%.

- The top 6 states:
  - Missouri – 325 students
  - Oklahoma – 235 students
  - Texas – 232 students
  - Tennessee – 153 students
  - Louisiana – 143 students
  - Mississippi – 138 students

These 2,035 students attended 616 different colleges and universities in other states. The top 15 institutions are listed below:

<b>Institution</b>	<b>Count</b>	<b>% of Total</b>
Louisiana Tech University	60	2.9%
Oklahoma State University	56	2.8%
University of Memphis	56	2.8%
Crowder College (MO)	49	2.4%
Texarkana College (TX)	38	1.9%
College of the Ozarks (MO)	37	1.8%
Jackson State University (MS)	36	1.8%
University of Tulsa (OK)	34	1.7%
Mississippi State University	33	1.6%
Missouri State University	31	1.5%
University of Missouri	27	1.3%
University of Mississippi	24	1.2%
Baylor University (TX)	23	1.1%
University of Kansas	21	1.0%
University of Oklahoma	20	1.0%
<b>Total Attending Out-of-State Institution</b>	<b>2,035</b>	

This map reflects the nine local workforce development areas in Arkansas. Each box reports the number of Spring 2019 Arkansas Public High School Graduates who graduated from a high school in that region and attended college at an out-of-state institution in the Fall 2019. The states receiving the most students are listed with the number of students who enrolled in that state.



ADHE Executive Staff recommends that the AHECB accept this report.