

Comprehensive Arkansas Higher Education Annual Report

December 1, 2013



Athletic Retention and Graduation Rates

Arkansas Department of Higher Education

423 Main Street, Suite 400, Little Rock, AR 72201

ANNUAL REPORT ON RETENTION AND GRADUATION OF INTERCOLLEGIATE ATHLETES

This report complies with Act 267 of 1989 which requires reporting retention and graduation rates for entering freshmen who participate in Arkansas intercollegiate athletics. This information is produced from data submissions through the Arkansas Higher Education Information System for first-time, full-time, degree-seeking student athletes participating in football, basketball (men's and women's), baseball, cross country/track programs and others sports programs. Information related to initial athletic scholarship status also is included.

The following attachments are included.

Attachment 3-A	Overview of Athletic Participation
Attachment 3-B	Retention Rates of All Cohort Athletes, Remediated Athletes, and Non-Remediated Athletes
Attachment 3-C	Graduation Rates of Athletes
Attachment 3-D	Graduation Rates of Athletes by Sport
Attachment 3-E	Graduation Rates of Remediated Athletes

Methodology

The methodology used herein closely follows the methodology used in the Annual Report on Student Retention and Graduation. The only factors different are the use of the athlete table and fields in the AHEIS/SISDB (Arkansas Higher Education Information System/Student Information System Database). These fields identify whether or not the athlete was first-time entering, what sport they participated in, and whether or not the student received an athletic scholarship.

NOTE: The methodology used herein does not correspond with the NCAA GSR (Graduation Success Rate) methodology.

During the period of this review 10 of the 4-Year Universities and 2 of the 2-Year Colleges participated in athletics.

1. ASUJ – Arkansas State University Jonesboro
2. ATU – Arkansas Tech University
3. HSU – Henderson State University
4. SAUM – Southern Arkansas University Magnolia
5. UAF – University of Arkansas Fayetteville
6. UAFS – University of Arkansas at Fort Smith
7. UALR – University of Arkansas at Little Rock
8. UAM – University of Arkansas at Monticello

9. UAPB – University of Arkansas at Pine Bluff
10. UCA – University of Central Arkansas
11. MSCC – Mid-South Community College¹
12. NAC – North Arkansas College
13. UACCM – University of Arkansas Community College at Morrilton²

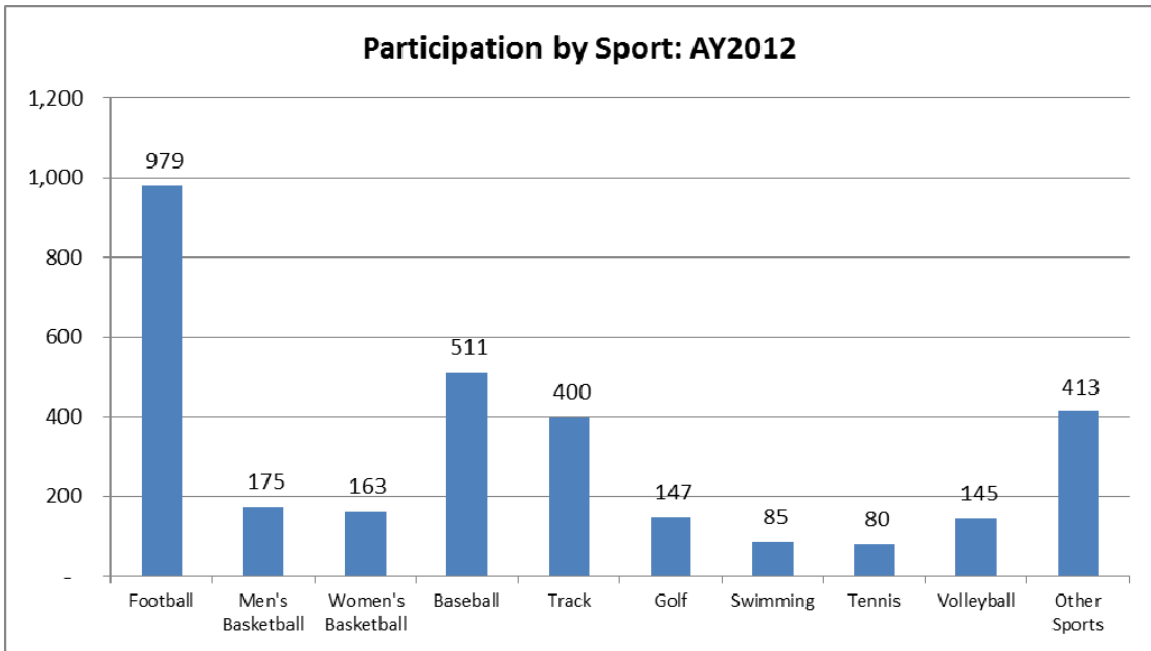
OVERVIEW OF ATHLETICS

In Academic Year 2012, 3,098 students participated in athletics at the 13 institutions referenced above. In AY2008 there were 2,752 students participating in athletics.

Ten sports are included in the athletics reporting.

- | | |
|------------------------|---------------|
| 1. Football | 6. Golf |
| 2. Men’s Basketball | 7. Swimming |
| 3. Women’s Basketball | 8. Tennis |
| 4. Baseball | 9. Volleyball |
| 5. Track/Cross Country | 10. Other |

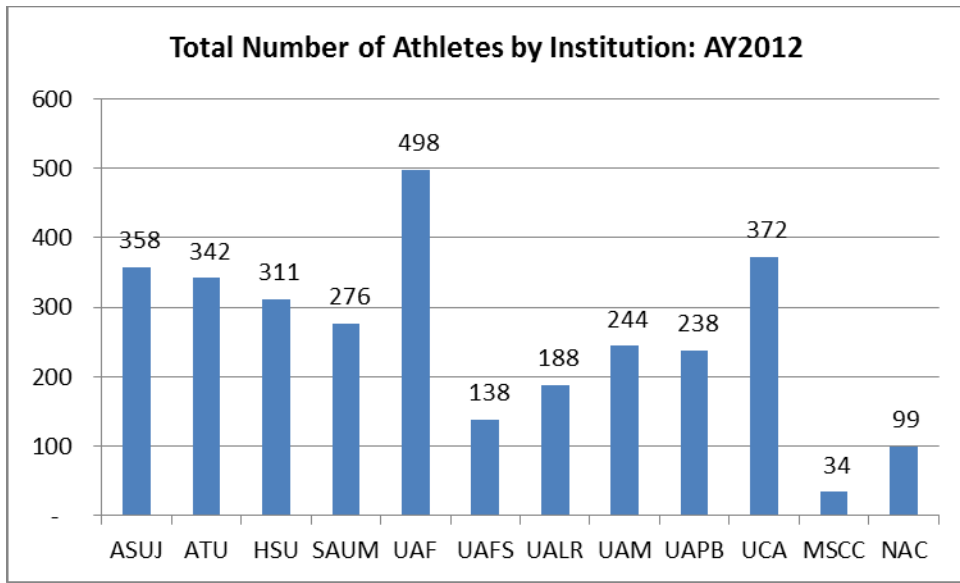
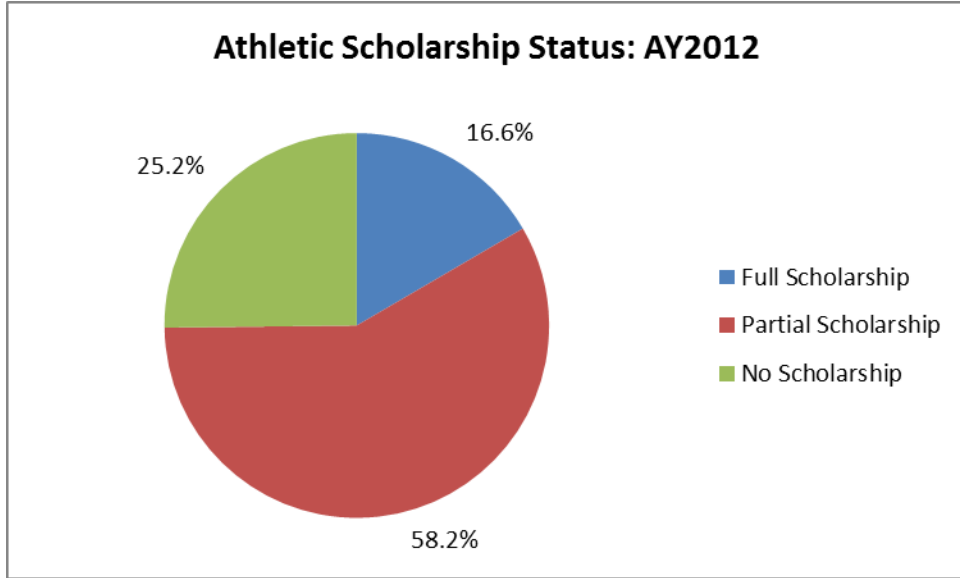
In terms of the number of participants, Football has the most participants followed by Baseball, Other, Track, Men’s Basketball, and Women’s Basketball.



¹ MSCC began a baseball program in AY2011.

² UACCM’s last year of athletics (in golf) was AY2008.

Many students receive scholarships to participate in athletics. The below graph illustrates that the majority of students participating in athletics receive a partial scholarship (58.2 percent) and a small portion (16.6 percent) received a full scholarship.



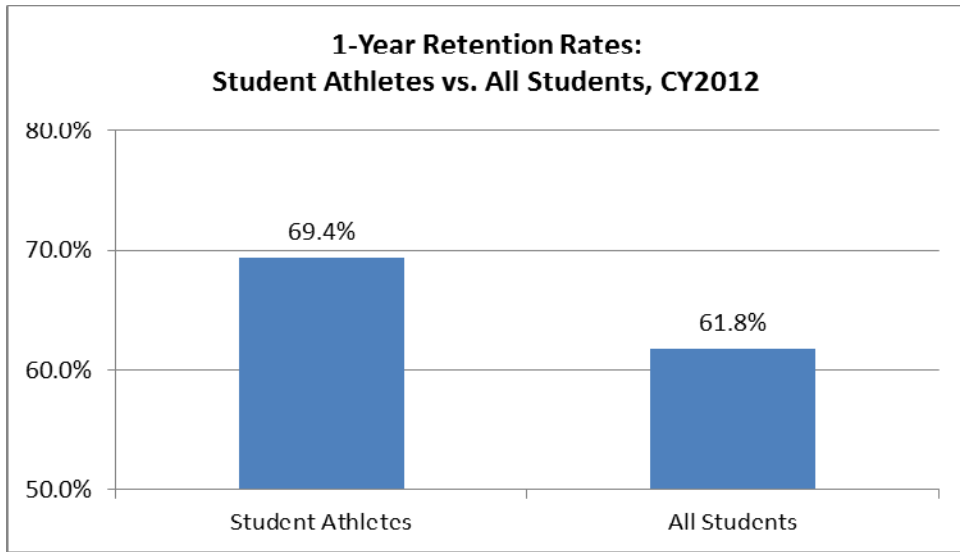
The above chart shows that the UAF has the most student athletes, followed by UCA and ASUJ.

ATHLETIC RETENTION RATES

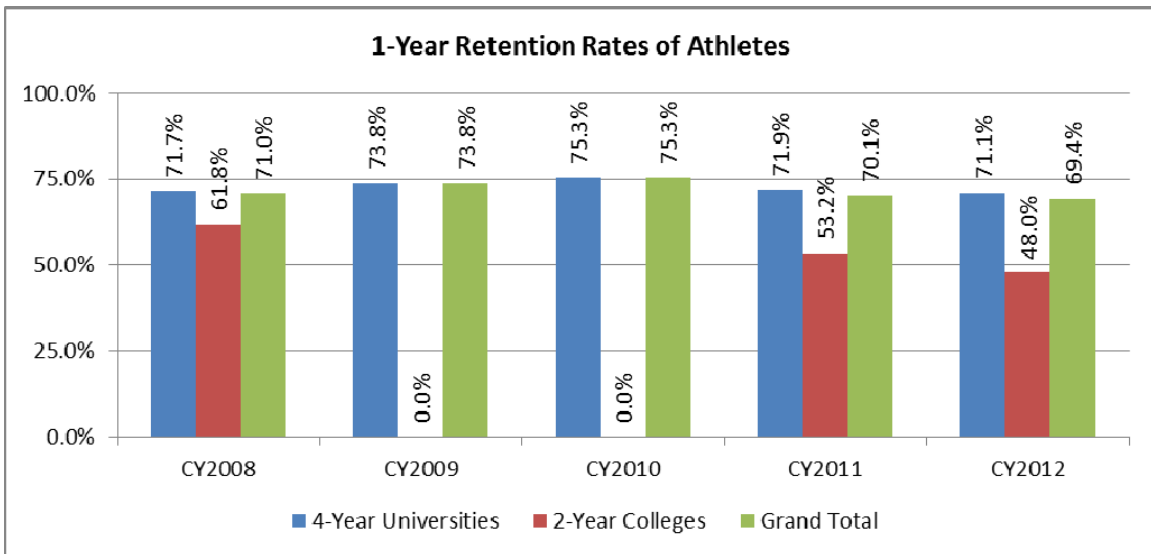
Statewide

The following graphs are based on Attachment 3-B that presents statewide fall-to-fall retention data for student-athlete cohorts entering Academic Year 2008 (tracked from AY2008-AY2012) through Academic Year 2012 (tracked from AY2012-AY2013).

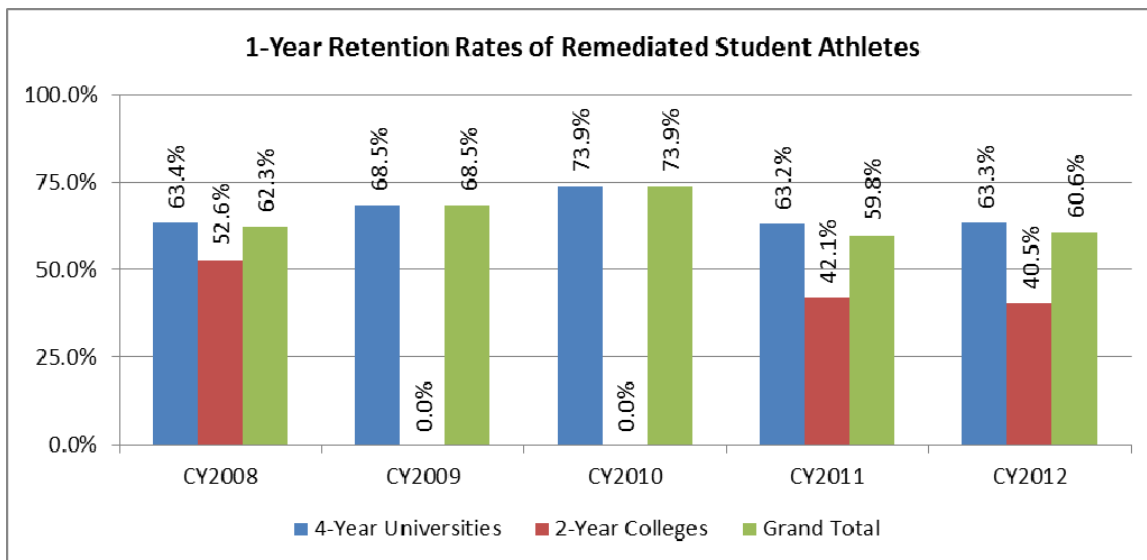
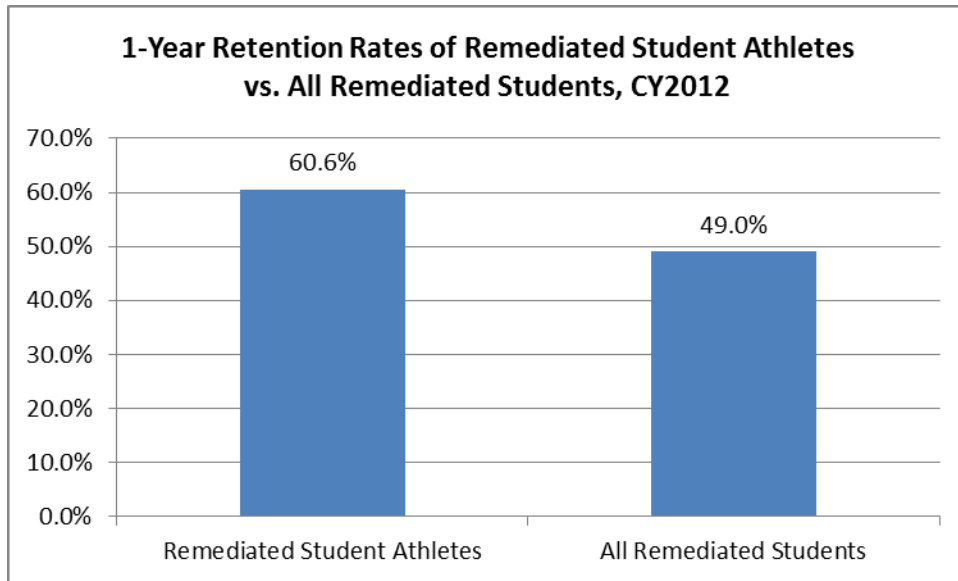
The below graph illustrates that retention rates are higher for the student athlete as compared to all students.

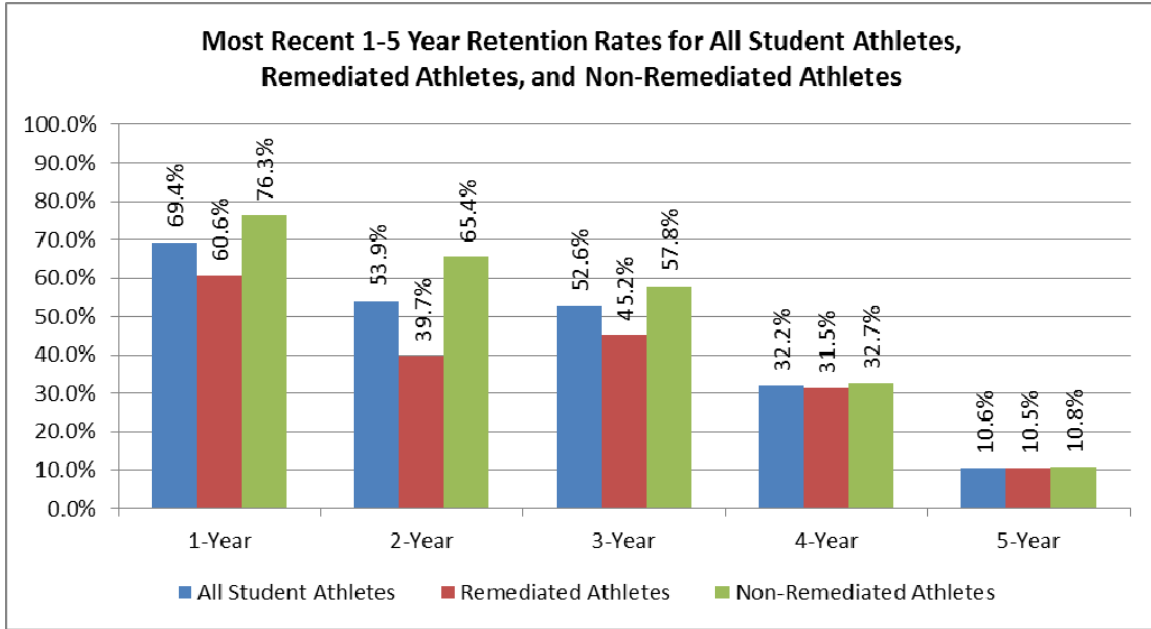


The next graph shows the retention rates for student athletes for the last five years (fall-to-fall). Student athletes at 4-Year Universities are retained at higher rates than student athletes at 2-Year Colleges.



The following graph shows that student athletes that require remediation are retained at higher rates (one-year fall-to-fall retention) than all students that require remediation.





The above graph shows that non-remediated athletes are retained at substantially higher rates than remediated athletes until the fourth year and fifth year.

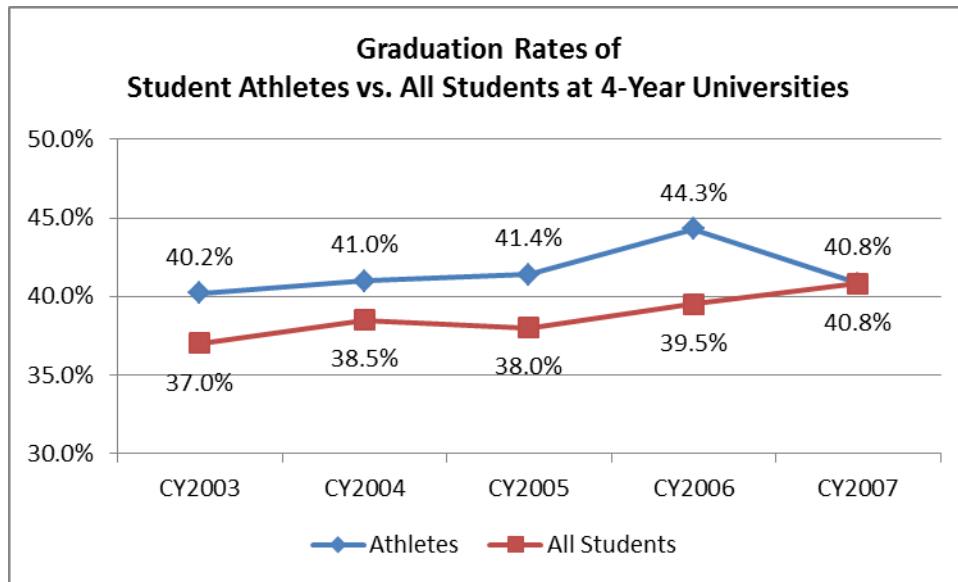
ATHLETIC GRADUATION RATES

Statewide Overview

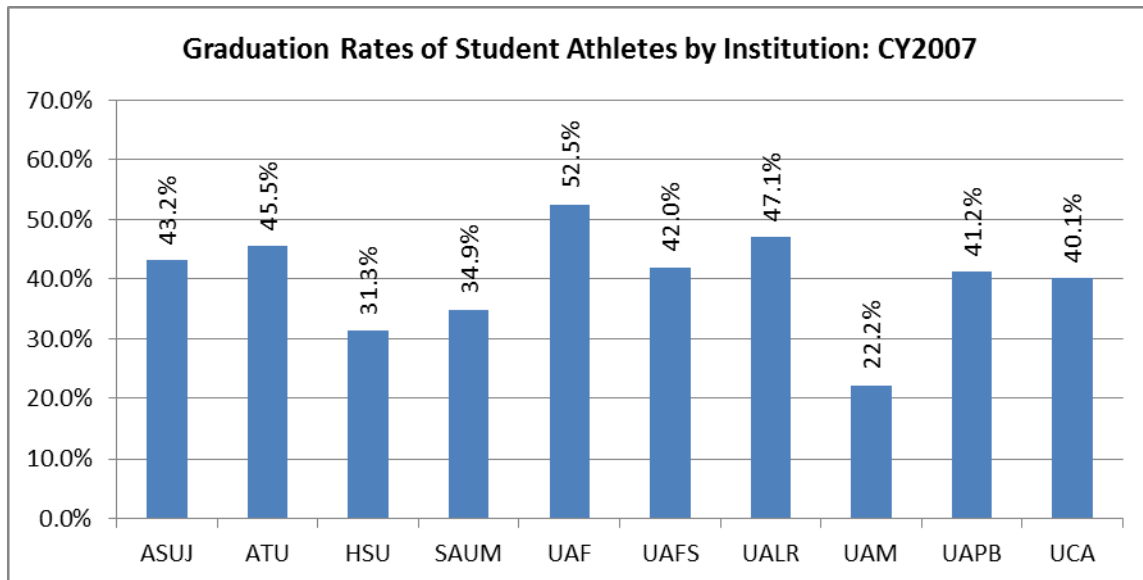
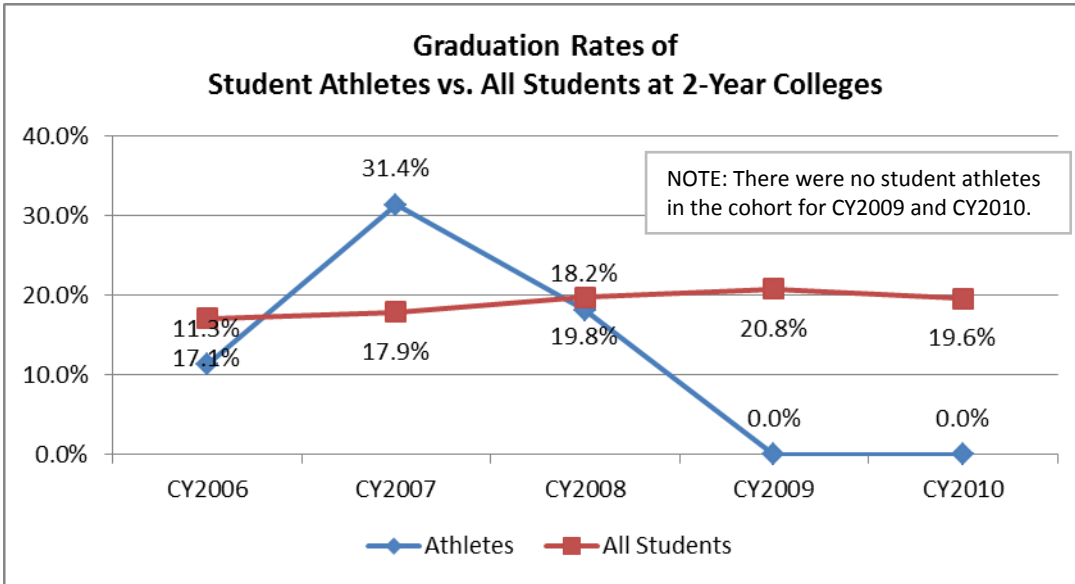
The following observations are based on Attachments 3-C, 3-D, and 3-E which provides graduation rates. The graduation rate calculations are based on the same methodology used in the Annual Report on Student Retention and Graduation. The only factors different are the use of the athlete table and fields in the AHEIS/SISDB (Arkansas Higher Education Information System/Student Information System Database). These fields identify whether or not the athlete was first-time entering, what sport they participated in, and whether or not the student received an athletic scholarship.

Graduation rates for 4-Year Universities are based on a cohort beginning in the fall semester of Academic Years of 2003 (2002 Fall), 2004 (2003 Fall), 2005 (2004 Fall), 2006 (2005 Fall), and 2007 (2006 Fall) and running for six years. Graduation rates for 2-Year Colleges are based on a cohort beginning in the fall semester of Academic Years of 2006 (2005 Fall), 2007 (2006 Fall), 2008 (2007 Fall), 2009 (2008 Fall), and 2010 (2009 Fall) and running for three years.

As the graph below illustrates, graduation rates for student athletes at 4-Year Universities are higher than that of all students by a range of 0.0 to 4.8 percentage points. Note that the graduation rates are identical for CY2007.



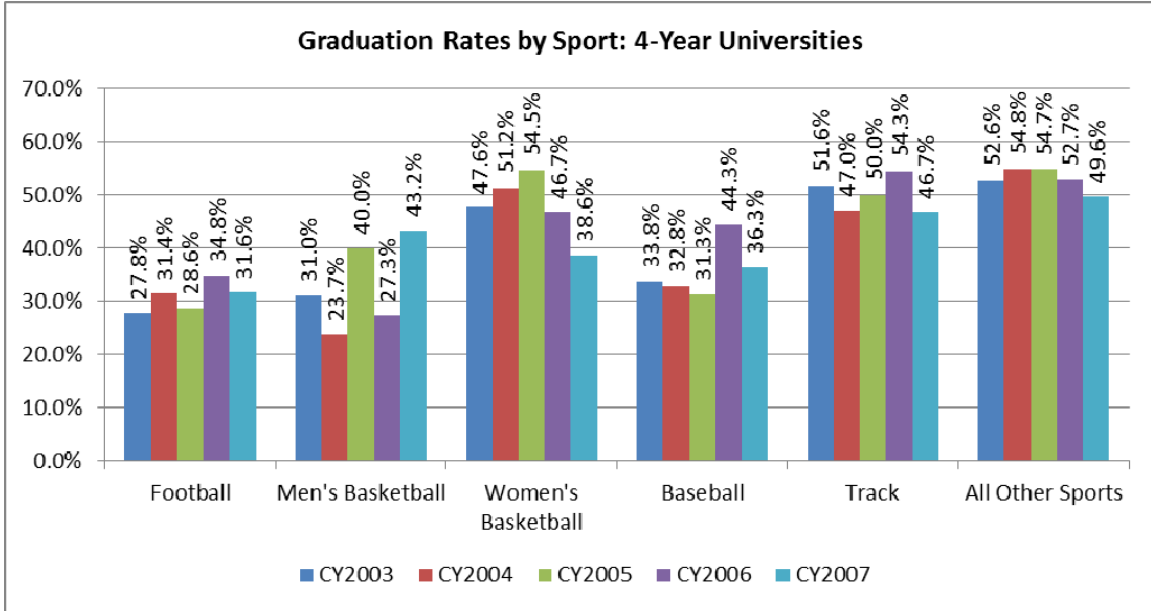
The graduation rates for student athletes at 2-Year Colleges have experienced great fluctuation over the five years reviewed. This is tempered by the fact that there are few student athletes attending 2-Year Colleges (rates based on small numbers tend to fluctuate more; 0 to 55 students in the cohorts shown below).



Based upon the above graph, the 4-Year Universities with the highest graduation rates for student athletes are the University of Arkansas Fayetteville (UAF), the University of Arkansas at Little Rock (UALR), and Arkansas Tech University (ATU).

Graduation Rates by Sport

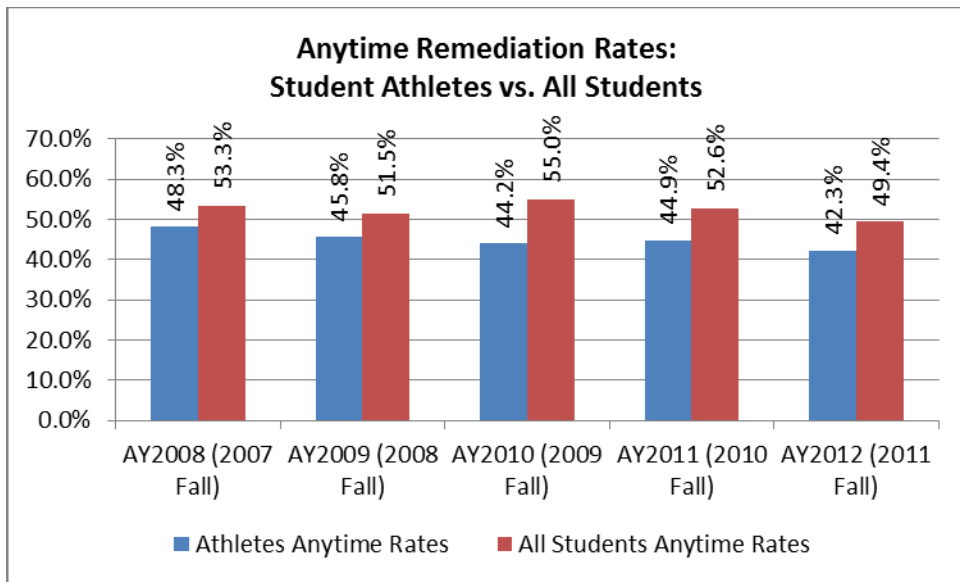
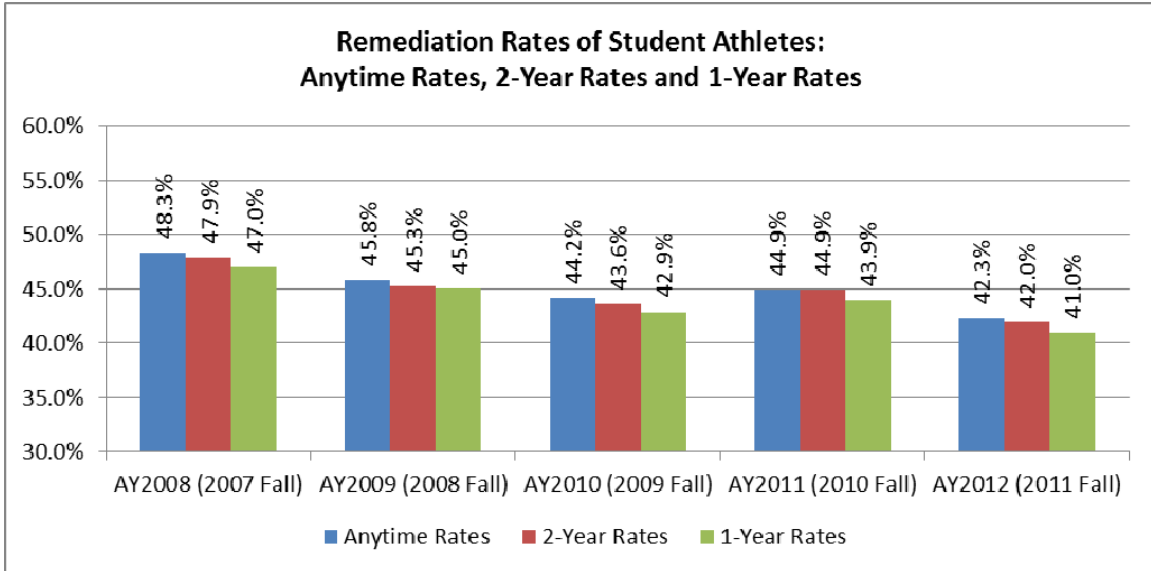
The graph below is based on Attachment 3-D which provides graduation rates by sport.



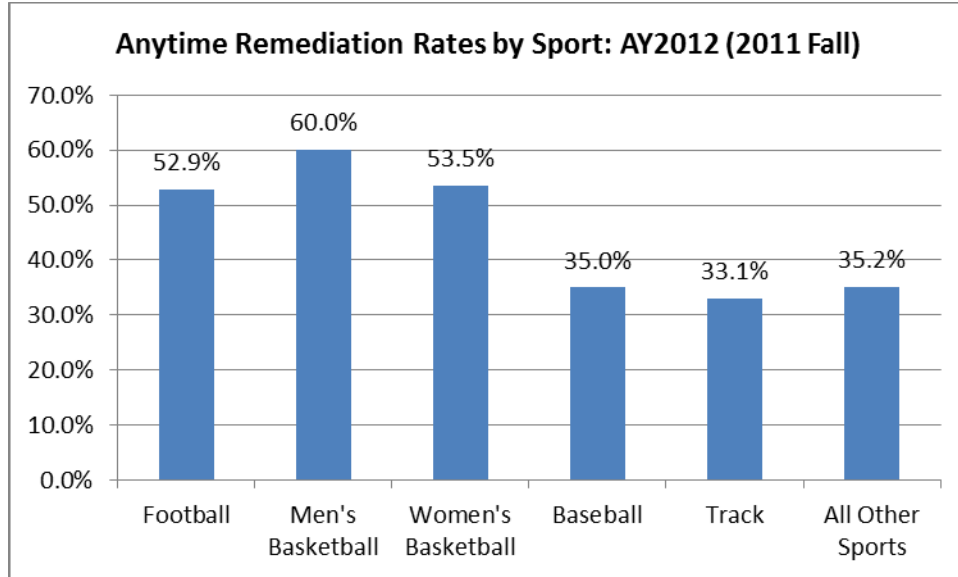
The All Other Sports category consistently shows the highest and most consistent graduation rate.

Remediation Rates of Student Athletes

The methodology used for remediation rates of student athletes is the same as that as used in the regular remediation report except that we are counting student athletes only. Because athletic information is collected in an annual file (not a term file), the most recent remediation rate that can be produced is for the 2011 Fall term (AY2012).



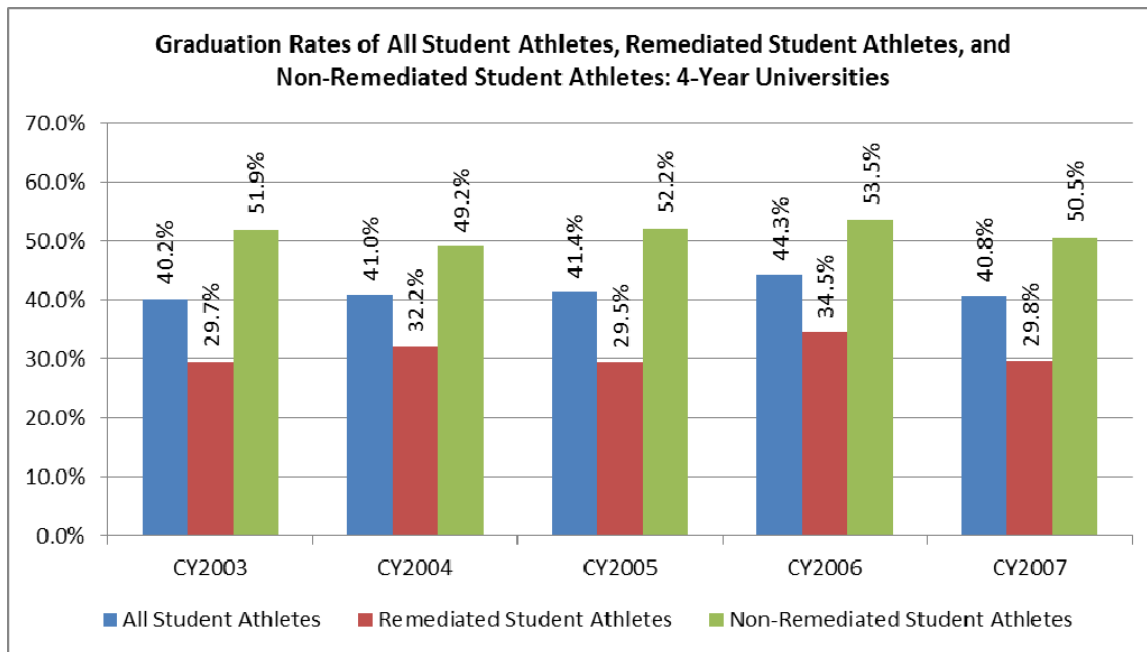
Overall, student athletes have lower Anytime Remediation Rates than all students. The difference ranges from a low of 5.0 percentage points to a high of 10.8 percentage points.



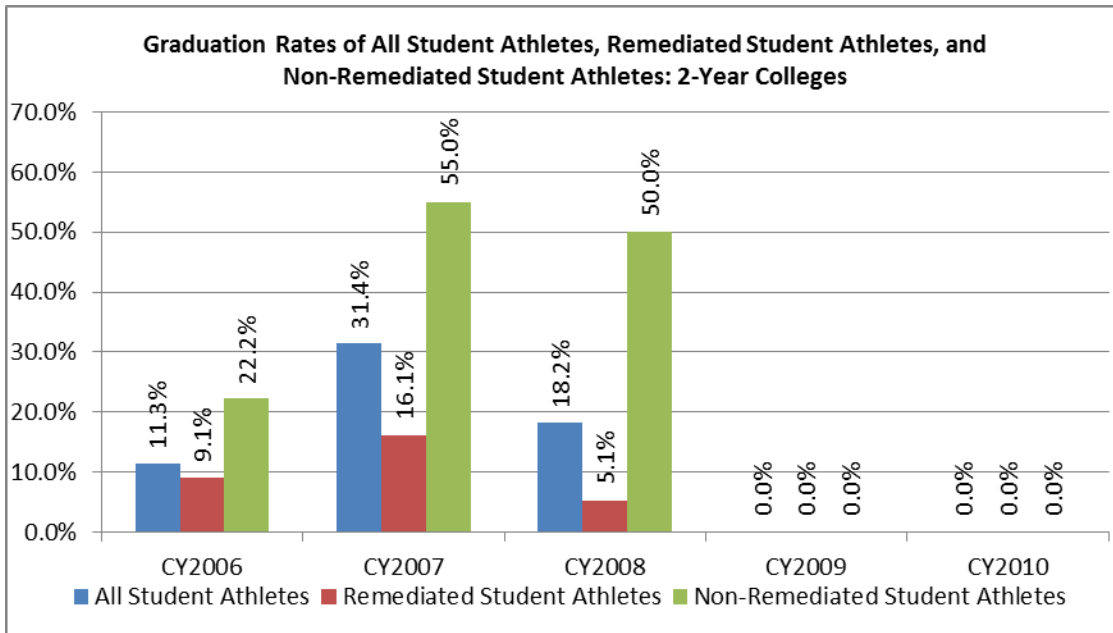
As shown above, Track, Baseball, and All Other Sport have the lowest remediation rate for AY2012 (the 2011 Fall term).

Graduation Rates of Remediated Student Athletes

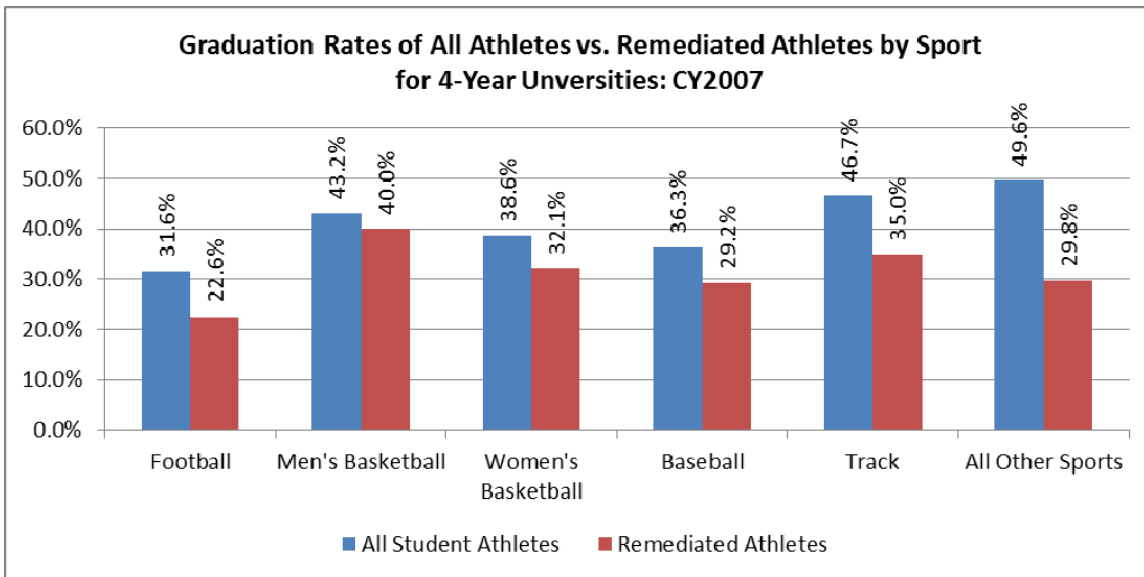
The following graph illustrates the graduation rates for (1) All Student Athletes, (2) Remediated Student Athletes, and (3) Non-Remediated Student Athletes at 4-Year Universities.



The following graph illustrates the graduation rates for (1) All Student Athletes, (2) Remediated Student Athletes, and (3) Non-Remediated Student Athletes at 2-Year Colleges.



The following graph shows that Football has the lowest graduation rate.



Athletic Participation by Institution and Sport

Acad. Yr.	Inst. Type	Institution	Not FTE	FTE	Football	Men's Basketball	Women's Basketball	Baseball	Track	Golf	Swimming	Tennis	Volleyball	Other Sports	Full Scholarship	Partial Scholarship	No Scholarship
2008	1	ASUJ	237	81	116	15	16	37	58	19			13	35	147	101	70
2008	1	ATU	205	94	139	33	15	41	11	16			15	20		225	74
2008	1	HSU	224	127	152	17	17	47	20	16	37		14	22		225	123
2008	1	SAUM	163	59	79	14	13	38	26	15			14	16	12	148	62
2008	1	UAF	327	135	137	17	13	42	90	28	27	26	18	64	175	156	131
2008	1	UAFS	52	44		12	12	30					13	29	36	43	17
2008	1	UALR	132	49		15	14	31	46	20	14	14		18	27	132	22
2008	1	UAM	140	40	80	15	15	23	10	11			12	14		126	53
2008	1	UAPB	155	65	75	19	16	27	24			14	10	30	70	90	60
2008	1	UCA	235	76	90	14	14	33	57	16			12	66	115	161	35
2008	2	NAC	48	55		23	18	53							15		84
2008	2	UACCM															
4-Year Universities			1,870	770	868	171	145	349	342	146	78	97	130	314	586	1,407	647
2-Year Colleges			57	55		23	18	53							15		93
Total			1,927	825	868	194	163	402	342	155	78	97	130	323	601	1,411	740

Acad. Yr.	Inst. Type	Institution	Not FTE	FTE	Football	Men's Basketball	Women's Basketball	Baseball	Track	Golf	Swimming	Tennis	Volleyball	Other Sports	Full Scholarship	Partial Scholarship	No Scholarship
2009	1	ASUJ	231	98	125	14	15	38	58	19			16	37	137	109	83
2009	1	ATU	198	78	126	17	13	41	11	19			17	24		207	69
2009	1	HSU	236	94	121	17	17	41	25	17	48		14	21		174	152
2009	1	SAUM	160	51	74	13	15	34	22	15			14	20		168	42
2009	1	UAF	317	148	137	16	13	41	99	21	32	21	13	72	165	170	130
2009	1	UAFS	54	37		14	12	26					11	28	38	48	
2009	1	UALR	141	40		16	13	42	40	18	14		10	20	29	125	27
2009	1	UAM	151	54	88	17	13	49					13	15		169	36
2009	1	UAPB	186	69	88	19	16	34	33			18		33	84	88	83
2009	1	UCA	233	114	99	15	14	35	63	18		10		93	54	237	56
2009	2	NAC	72	28		22	16	57							19		72
4-Year Universities			1,907	783	858	158	141	381	356	139	94	85	115	363	512	1,495	683
2-Year Colleges			72	28		22	16	57							19		72
Total			1,979	811	858	180	157	438	356	139	94	85	115	368	531	1,504	755

Acad. Yr.	Inst. Type	Institution	Not FTE	FTE	Football	Men's Basketball	Women's Basketball	Baseball	Track	Golf	Swimming	Tennis	Volleyball	Other Sports	Full Scholarship	Partial Scholarship	No Scholarship
2010	1	ASUJ	258	89	126	15	25	40	63	19			14	36	90	172	85
2010	1	ATU	222	59	146	18	17	32		18		10	14	20		248	33
2010	1	HSU	207	75	91	16	18	33	18	13	49		15	20		207	74
2010	1	SAUM	173	54	81	16	18	39	19	14			13	20		169	58
2010	1	UAF	321	143	138	17	14	39	94	22	36	23	15	66	185	147	132
2010	1	UAFS	85	37		17	18	28					15	44		108	11
2010	1	UALR	137	45		14	14	42	42	19	14		11	19	26	134	22
2010	1	UAM	167	48	93	15	14	44		11			13	20		172	41
2010	1	UAPB	165	66	74	18	17	34	28			12		31	73	92	66
2010	1	UCA	261	99	96	15	14	35	84	17			12	79		296	58
2010	2	NAC	111			19	13	72						10	16		92
4-Year Universities			1,996	715	845	161	169	366	359	141	99	85	131	355	386	1,745	580
2-Year Colleges			111			19	13	72						10	16		92
Total			2,107	718	845	180	182	438	359	141	99	85	131	365	402	1,751	672

Acad. Yr.	Inst. Type	Institution	Not FTE	FTE	Football	Men's Basketball	Women's Basketball	Baseball	Track	Golf	Swimming	Tennis	Volleyball	Other Sports	Full Scholarship	Partial Scholarship	No Scholarship
2011	1	ASUJ	257	96	144	14	16	34	65	22			13	36	134	139	80
2011	1	ATU	235	81	157	16	17	53		16		10	18	21		313	
2011	1	HSU	205	87	90	17	16	41	17	16	56		11	20		214	77
2011	1	SAUM	170	54	93	15	13	45	14	12			11	18		172	50
2011	1	UAF	341	126	136	14	18	37	97	19	35	21	17	73	180	156	131
2011	1	UAFS	111	25		16	15	34					18	53		114	21
2011	1	UALR	128	46		14	14	36	40	18	15		11	26	25	131	18
2011	1	UAM	174	68	119	11	15	38	11	15			15	18		187	54
2011	1	UAPB	180	51	80	14	17	25	28				12	38	62	96	73
2011	1	UCA	274	94	99	17	15	38	80	16			13	82	51	256	61
2011	2	MSCC	13	23				36									36
2011	2	NAC	50	65		18	10	73						14	10		99
4-Year Universities			2,075	728	918	148	156	381	360	142	106	68	139	385	457	1,778	568
2-Year Colleges			63	88		18	10	109						14	10		135
Total			2,138	816	918	166	166	490	360	142	106	68	139	399	467	1,784	703

Acad. Yr.	Inst. Type	Institution	Not FTE	FTE	Football	Men's Basketball	Women's Basketball	Baseball	Track	Golf	Swimming	Tennis	Volleyball	Other Sports	Full Scholarship	Partial Scholarship	No Scholarship
2012	1	ASUJ	279	79	135	13	16	39	75	22			14	35	140	125	93
2012	1	ATU	252	90	174	21	19	56		18		10	14	23		306	36
2012	1	HSU	230	81	119	17	12	44	12	14	52		14	20		213	96
2012	1	SAUM	191	85	106	16	13	49	28	19			17	21		209	65
2012	1	UAF	350	148	142	15	14	52	117	18	33	20	16	71	165	178	155
2012	1	UAFS	97	41		14	16	38					17	53		118	20
2012	1	UALR	137	51		18	13	41	39	18			12	39	26	141	21
2012	1	UAM	180	64	124	14	14	37	10	16			13	16		197	47
2012	1	UAPB	194	44	85	15	15	24	23			11	12	44	60	99	79
2012	1	UCA	372		94	15	17	43	89	13			16	77	107	207	58
2012	2	MSCC		28				34									34
2012	2	NAC	62	37		17	14	54						14	12	11	76
4-Year Universities			2,282	683	979	158	149	423	400	147	85	80	145	399	502	1,793	670
2-Year Colleges			68	65		17	14	88						14	12	11	110
Total			2,350	748	979	175	163	511	400	147	85	80	145	413	514	1,804	780

NOTES: (1) FTE means First-Time Entering Freshmen.
(2) Counts of less than 10 are not shown due to FERPA.

Fall-to-Fall Retention of Athletes

Retention: 1-Year Rates							
All Cohort Athletes							
#	Inst. Type	Institution	AY2008-AY2009 2007Fall-2008Fall	AY2009-AY2010 2008Fall-2009Fall	AY2010-AY2011 2009Fall-2010Fall	AY2011-AY2012 2010Fall-2011Fall	AY2012-AY2013 2011Fall-2012Fall
1	1	ASUJ	78.8%	84.8%	81.4%	84.9%	74.7%
2	1	ATU	69.9%	70.5%	74.6%	63.8%	66.3%
3	1	HSU	54.5%	49.5%	66.7%	69.0%	77.5%
4	1	SAUM	65.5%	74.0%	58.5%	69.2%	61.4%
5	1	UAF	80.6%	83.3%	83.6%	83.1%	78.2%
6	1	UAFS	74.4%	65.7%	78.4%	68.0%	85.4%
7	1	UALR	79.4%	78.6%	83.9%	72.2%	82.2%
8	1	UAM	55.0%	51.9%	55.3%	44.1%	46.8%
9	1	UAPB	82.5%	78.8%	67.2%	66.7%	66.7%
10	1	UCA	80.6%	83.8%	85.6%	80.4%	0.0%
11	2	MSCC	0.0%	0.0%	0.0%	40.9%	41.2%
12	2	NAC	60.0%	0.0%	0.0%	58.2%	51.5%
4-Year Universities			71.7%	73.8%	75.3%	71.9%	71.1%
2-Year Colleges			61.8%	0.0%	0.0%	53.2%	48.0%
Grand Total			71.0%	73.8%	75.3%	70.1%	69.4%

Retention: 2-Year Rates						
All Cohort Athletes						
#	Inst. Type	Institution	AY2008-AY2010 2007Fall-2009Fall	AY2009-AY2011 2008Fall-2010Fall	AY2010-AY2012 2009Fall-2011Fall	AY2011-AY2013 2010Fall-2012Fall
1	1	ASUJ	63.8%	62.0%	66.3%	73.1%
2	1	ATU	53.8%	51.3%	62.7%	42.5%
3	1	HSU	35.8%	44.0%	53.3%	54.0%
4	1	SAUM	56.9%	58.0%	39.6%	59.6%
5	1	UAF	66.7%	71.0%	73.1%	71.2%
6	1	UAFS	41.9%	45.7%	56.8%	60.0%
7	1	UALR	61.8%	60.7%	64.5%	47.2%
8	1	UAM	40.0%	38.9%	51.1%	36.8%
9	1	UAPB	69.8%	59.1%	50.0%	47.1%
10	1	UCA	66.1%	72.1%	66.0%	69.6%
11	2	MSCC	0.0%	0.0%	0.0%	18.2%
12	2	NAC	18.2%	0.0%	0.0%	12.7%
4-Year Universities			55.7%	58.8%	60.6%	58.3%
2-Year Colleges			18.2%	0.0%	0.0%	14.3%
Grand Total			53.1%	58.8%	60.6%	53.9%

Retention: 3-Year Rates						
All Cohort Athletes						
#	Inst. Type	Institution	AY2008-AY2011 2007Fall-2010Fall	AY2009-AY2012 2008Fall-2011Fall	AY2010-AY2013 2009Fall-2012Fall	
1	1	ASUJ	58.8%	57.6%	55.8%	
2	1	ATU	49.5%	43.6%	52.5%	
3	1	HSU	29.3%	40.7%	46.7%	
4	1	SAUM	48.3%	54.0%	34.0%	
5	1	UAF	58.9%	63.0%	65.7%	
6	1	UAFS	44.2%	37.1%	54.1%	
7	1	UALR	61.8%	57.1%	54.8%	
8	1	UAM	30.0%	40.7%	34.0%	
9	1	UAPB	61.9%	59.1%	42.2%	
10	1	UCA	56.5%	72.1%	60.8%	
11	2	NAC	5.5%	0.0%	0.0%	
4-Year Universities			49.5%	54.9%	52.6%	
2-Year Colleges			5.5%	0.0%	0.0%	
Grand Total			46.4%	54.9%	52.6%	

Retention: 4-Year Rates							Retention: 5-Year Rates	
All Cohort Athletes								
#	Inst. Type	Institution	AY2008-AY2012 2007Fall-2011Fall	AY2009-AY2013 2008Fall-2012Fall		AY2008-AY2013 2007Fall-2012Fall		
1	1	ASUJ	40.0%	38.0%		8.8%		
2	1	ATU	31.2%	29.5%		15.1%		
3	1	HSU	20.3%	28.6%		8.1%		
4	1	SAUM	31.0%	30.0%		10.3%		
5	1	UAF	32.6%	34.1%		12.4%		
6	1	UAFS	25.6%	22.9%		4.7%		
7	1	UALR	35.3%	25.0%		17.6%		
8	1	UAM	15.0%	13.0%		2.5%		
9	1	UAPB	46.0%	31.8%		14.3%		
10	1	UCA	32.3%	45.0%		17.7%		
11	2	NAC	0.0%	0.0%		1.8%		
4-Year Universities			30.9%	32.2%		11.3%		
2-Year Colleges			0.0%	0.0%		1.8%		
Grand Total			28.7%	32.2%		10.6%		

Fall-to-Fall Retention of Athletes

Retention: 1-Year Rates							
Remediated Athletes							
#	Inst. Type	Institution	AY2008-AY2009 2007Fall-2008Fall	AY2009-AY2010 2008Fall-2009Fall	AY2010-AY2011 2009Fall-2010Fall	AY2011-AY2012 2010Fall-2011Fall	AY2012-AY2013 2011Fall-2012Fall
1	1	ASUJ	75.0%	90.3%	81.1%	75.7%	63.6%
2	1	ATU	59.0%	62.9%	66.7%	51.2%	63.6%
3	1	HSU	42.9%	36.4%	61.1%	68.8%	72.4%
4	1	SAUM	50.0%	66.7%	60.9%	70.0%	53.3%
5	1	UAF	71.8%	88.0%	89.4%	75.7%	76.3%
6	1	UAFS	77.3%	56.3%	81.3%	71.4%	69.2%
7	1	UALR	64.3%	87.5%	75.0%	62.5%	82.4%
8	1	UAM	41.7%	40.0%	54.2%	32.4%	37.1%
9	1	UAPB	78.0%	74.5%	71.2%	61.1%	64.5%
10	1	UCA	80.0%	80.6%	88.0%	78.6%	0.0%
11	2	MSSC	0.0%	0.0%	0.0%	40.9%	40.0%
12	2	NAC	50.0%	0.0%	0.0%	42.9%	40.9%
4-Year Universities			63.4%	68.5%	73.9%	63.2%	63.3%
2-Year Colleges			52.6%	0.0%	0.0%	42.1%	40.5%
Grand Total			62.3%	68.5%	73.9%	59.8%	60.6%

Retention: 2-Year Rates						
Remediated Athletes						
#	Inst. Type	Institution	AY2008-AY2010 2007Fall-2009Fall	AY2009-AY2011 2008Fall-2010Fall	AY2010-AY2012 2009Fall-2011Fall	AY2011-AY2013 2010Fall-2012Fall
1	1	ASUJ	52.8%	64.5%	59.5%	51.4%
2	1	ATU	35.9%	48.6%	46.7%	29.3%
3	1	HSU	26.8%	31.8%	44.4%	50.0%
4	1	SAUM	50.0%	54.2%	34.8%	50.0%
5	1	UAF	61.5%	72.0%	74.5%	54.1%
6	1	UAFS	31.8%	31.3%	56.3%	57.1%
7	1	UALR	50.0%	62.5%	50.0%	43.8%
8	1	UAM	29.2%	16.7%	50.0%	18.9%
9	1	UAPB	72.0%	56.9%	53.8%	44.4%
10	1	UCA	52.0%	72.2%	48.0%	64.3%
11	2	MSSC	0.0%	0.0%	0.0%	18.2%
12	2	NAC	15.8%	0.0%	0.0%	14.3%
4-Year Universities			46.8%	52.6%	54.1%	44.3%
2-Year Colleges			15.8%	0.0%	0.0%	15.8%
Grand Total			43.7%	52.6%	54.1%	39.7%

Retention: 3-Year Rates						
Remediated Athletes						
#	Inst. Type	Institution	AY2008-AY2011 2007Fall-2010Fall	AY2009-AY2012 2008Fall-2011Fall	AY2010-AY2013 2009Fall-2012Fall	
1	1	ASUJ	50.0%	54.8%	48.6%	
2	1	ATU	33.3%	42.9%	40.0%	
3	1	HSU	19.6%	27.3%	41.7%	
4	1	SAUM	50.0%	41.7%	30.4%	
5	1	UAF	56.4%	62.0%	63.8%	
6	1	UAFS	31.8%	31.3%	56.3%	
7	1	UALR	42.9%	56.3%	37.5%	
8	1	UAM	25.0%	23.3%	25.0%	
9	1	UAPB	62.0%	56.9%	44.2%	
10	1	UCA	52.0%	72.2%	44.0%	
11	2	NAC	5.3%	0.0%	0.0%	
4-Year Universities			42.3%	48.3%	45.2%	
2-Year Colleges			5.3%	0.0%	0.0%	
Grand Total			38.5%	48.3%	45.2%	

Retention: 4-Year Rates			Retention: 5-Year Rates			
Remediated Athletes						
#	Inst. Type	Institution	AY2008-AY2012 2007Fall-2011Fall	AY2009-AY2013 2008Fall-2012Fall		AY2008-AY2013 2007Fall-2012Fall
1	1	ASUJ	30.6%	51.6%		2.8%
2	1	ATU	28.2%	28.6%		10.3%
3	1	HSU	14.3%	20.5%		8.9%
4	1	SAUM	39.3%	33.3%		17.9%
5	1	UAF	30.8%	34.0%		17.9%
6	1	UAFS	9.1%	12.5%		0.0%
7	1	UALR	21.4%	25.0%		28.6%
8	1	UAM	20.8%	10.0%		4.2%
9	1	UAPB	48.0%	35.3%		14.0%
10	1	UCA	32.0%	50.0%		20.0%
11	2	NAC	0.0%	0.0%		0.0%
4-Year Universities			28.5%	31.5%		11.7%
2-Year Colleges			0.0%	0.0%		0.0%
Grand Total			25.6%	31.5%		10.5%

Fall-to-Fall Retention of Athletes

Retention: 1-Year Rates							
Non-Remediated Athletes							
#	Inst. Type	Institution	AY2008-AY2009 2007Fall-2008Fall	AY2009-AY2010 2008Fall-2009Fall	AY2010-AY2011 2009Fall-2010Fall	AY2011-AY2012 2010Fall-2011Fall	AY2012-AY2013 2011Fall-2012Fall
1	1	ASUJ	81.8%	82.0%	81.6%	91.1%	83.3%
2	1	ATU	77.8%	76.7%	77.3%	76.9%	69.2%
3	1	HSU	64.2%	61.7%	71.8%	69.1%	80.4%
4	1	SAUM	80.0%	80.8%	56.7%	68.8%	66.0%
5	1	UAF	84.4%	80.7%	80.5%	86.4%	78.8%
6	1	UAFS	71.4%	73.7%	76.2%	66.7%	92.9%
7	1	UALR	90.0%	66.7%	87.0%	80.0%	82.1%
8	1	UAM	75.0%	66.7%	56.5%	58.1%	59.3%
9	1	UAPB	100.0%	93.3%	50.0%	80.0%	72.7%
10	1	UCA	81.1%	85.3%	84.7%	81.3%	
11	2	MSCC					50.0%
12	2	NAC	82.4%			85.0%	72.7%
4-Year Universities			78.8%	78.0%	76.3%	78.1%	76.5%
2-Year Colleges			82.4%			85.0%	69.2%
Grand Total			79.0%	78.0%	76.3%	78.4%	76.3%

Retention: 2-Year Rates							
Non-Remediated Athletes							
#	Inst. Type	Institution	AY2008-AY2010 2007Fall-2009Fall	AY2009-AY2011 2008Fall-2010Fall	AY2010-AY2012 2009Fall-2011Fall	AY2011-AY2013 2010Fall-2012Fall	
1	1	ASUJ	72.7%	60.7%	71.4%	87.5%	
2	1	ATU	66.7%	53.5%	68.2%	56.4%	
3	1	HSU	43.3%	55.3%	61.5%	56.4%	
4	1	SAUM	63.3%	61.5%	43.3%	65.6%	
5	1	UAF	68.9%	70.5%	72.4%	79.0%	
6	1	UAFS	52.4%	57.9%	57.1%	61.1%	
7	1	UALR	70.0%	58.3%	69.6%	50.0%	
8	1	UAM	56.3%	66.7%	52.2%	58.1%	
9	1	UAPB	61.5%	66.7%	33.3%	53.3%	
10	1	UCA	75.7%	72.0%	72.2%	71.9%	
11	2	MSCC					
12	2	NAC	23.5%			10.0%	
4-Year Universities			63.3%	63.9%	65.3%	68.1%	
2-Year Colleges			23.5%			10.0%	
Grand Total			61.6%	63.9%	65.3%	65.4%	

Retention: 3-Year Rates							
Non-Remediated Athletes							
#	Inst. Type	Institution	AY2008-AY2011 2007Fall-2010Fall	AY2009-AY2012 2008Fall-2011Fall	AY2010-AY2013 2009Fall-2012Fall		
1	1	ASUJ	65.9%	59.0%	61.2%		
2	1	ATU	61.1%	44.2%	56.8%		
3	1	HSU	37.3%	53.2%	51.3%		
4	1	SAUM	46.7%	65.4%	36.7%		
5	1	UAF	60.0%	63.6%	66.7%		
6	1	UAFS	57.1%	42.1%	52.4%		
7	1	UALR	75.0%	58.3%	60.9%		
8	1	UAM	37.5%	62.5%	43.5%		
9	1	UAPB	61.5%	66.7%	33.3%		
10	1	UCA	59.5%	72.0%	66.7%		
11	2	NAC	5.9%				
4-Year Universities			55.6%	60.2%	57.8%		
2-Year Colleges			5.9%				
Grand Total			53.5%	60.2%	57.8%		

Retention: 4-Year Rates			Retention: 5-Year Rates				
Non-Remediated Athletes							
#	Inst. Type	Institution	AY2008-AY2012 2007Fall-2011Fall	AY2009-AY2013 2008Fall-2012Fall		AY2008-AY2013 2007Fall-2012Fall	
1	1	ASUJ	47.7%	31.1%		13.6%	
2	1	ATU	33.3%	30.2%		18.5%	
3	1	HSU	25.4%	36.2%		7.5%	
4	1	SAUM	23.3%	26.9%		3.3%	
5	1	UAF	33.3%	34.1%		10.0%	
6	1	UAFS	42.9%	31.6%		9.5%	
7	1	UALR	45.0%	25.0%		10.0%	
8	1	UAM	6.3%	16.7%		0.0%	
9	1	UAPB	38.5%	20.0%		15.4%	
10	1	UCA	32.4%	42.7%		16.2%	
11	2	NAC	0.0%			5.9%	
4-Year Universities			32.9%	32.7%		11.0%	
2-Year Colleges			0.0%			5.9%	
Grand Total			31.5%	32.7%		10.8%	

Athletic Graduation Rate Calculation: 4-Year Universities

Cohort Year selected = **2003** and Time Period Covered = AFTER SIX (6) YEARS (from AY2003 thru AY2008) for Four-Year Universities.

#	IT	College	FICE	Cohort	Transfers		Bacc.		Adv. Cert.		Assoc.		Tech. Cert.		Cert. Prof.		Graduates		Retained		Success	
					#	%	#	%	#	%	#	%	#	%	#	%	#	%	#	%	#	%
1	1	ASUJ	001090	68		10.3	28	41.2		-		-		-		-	28	41.2		2.9	30	44.1
2	1	ATU	001089	88	21	23.9	38	43.2		-		-		-		-	38	43.2		4.5	42	47.7
3	1	HSU	001098	68	10	14.7	21	30.9		-		-		-		-	21	30.9		7.4	26	38.2
4	1	SAUM	001107	61		11.5	11	18.0		-		-		-		-	11	18.0		3.3	13	21.3
5	1	UAF	001108	116	10	8.6	60	51.7		-		-		-		-	60	51.7		5.2	66	56.9
6	1	UAFS	001110	42	10	23.8		-		-	21	50.0		-		-	21	50.0		2.4	22	52.4
7	1	UALR	001101	38		13.2	16	42.1		-		-		-		-	16	42.1		10.5	20	52.6
8	1	UAM	001085	53	12	22.6	10	18.9		-		1.9		-		-	11	20.8		5.7	14	26.4
9	1	UAPB	001086	43		7.0	22	51.2		-		-		-		-	22	51.2		-	22	51.2
10	1	UCA	001092	79	13	16.5	36	45.6		-		-		-		-	36	45.6		3.8	39	49.4
4-Year Universities				656	98	14.9	242	36.9		-	22	3.4		-		-	264	40.2	30	4.6	294	44.8

NOTES: When a student received more than one award, only the highest award was counted.

TIME PERIOD CONSIDERATIONS:

1. CP Graduates are counted from these graduation dates = '092002', '102002', '112002', '122002', '012003', '022003', '032003', '042003', '052003', so this is essentially through the Spring term.
2. TC Graduates include 1 full academic year plus these graduation dates = '072003', '082003', '092003', '102003', '112003', '122003', so this is through the next Fall term.
3. Associate Graduates include 3 full academic years plus these graduation dates = '072005', '082005', so this includes the next 2 months of July and August.
4. AC Graduates include 4 full academic years plus these graduation dates = '072006', '082006', '092006', '102006', '112006', '122006', so this is through the next Fall term.
5. Baccalaureate Graduates include 6 full academic years plus these graduation dates = '072008', '082008', so this includes the next 2 months of July and August.
6. Counts of less than 10 are not shown due to FERPA.

Athletic Graduation Rate Calculation: 4-Year Universities

Cohort Year selected = **2004** and Time Period Covered = AFTER SIX (6) YEARS (from AY2004 thru AY2009) for Four-Year Universities.

#	IT	College	FICE	Cohort	Transfers		Bacc.		Adv. Cert.		Assoc.		Tech. Cert.		Cert. Prof.		Graduates		Retained		Success	
					#	%	#	%	#	%	#	%	#	%	#	%	#	%	#	%	#	%
1	1	ASUJ	001090	62	10	16.1	33	53.2		-		-		-		-	33	53.2		1.6	34	54.8
2	1	ATU	001089	115	38	33.0	35	30.4		-		-		-		-	35	30.4		4.3	40	34.8
3	1	HSU	001098	82	10	12.2	34	41.5		-		-		-		-	34	41.5		3.7	37	45.1
4	1	SAUM	001107	66	11	16.7	25	37.9		-		-		-		-	25	37.9		1.5	26	39.4
5	1	UAF	001108	120	13	10.8	63	52.5		-		-		-		-	63	52.5		4.2	68	56.7
6	1	UAFS	001110	23		30.4		-		-	10	43.5		-		-	10	43.5		-	10	43.5
7	1	UALR	001101	34		17.6	12	35.3		-		-		-		-	12	35.3		2.9	13	38.2
8	1	UAM	001085	45	12	26.7		13.3		-		2.2		-		-		15.6		-		15.6
9	1	UAPB	001086	37		8.1	13	35.1		-		-		-		-	13	35.1		8.1	16	43.2
10	1	UCA	001092	99	18	18.2	48	48.5		-		-		-		-	48	48.5		4.0	52	52.5
4-Year Universities				683	128	18.7	269	39.4		-	11	1.6		-		-	280	41.0	23	3.4	303	44.4

NOTES: When a student received more than one award, only the highest award was counted.

TIME PERIOD CONSIDERATIONS:

1. CP Graduates are counted from these graduation dates = '092003', '102003', '112003', '122003', '012004', '022004', '032004', '042004', '052004', so this is essentially through the Spring term.
2. TC Graduates include 1 full academic year plus these graduation dates = '072004', '082004', '092004', '102004', '112004', '122004', so this is through the next Fall term.
3. Associate Graduates include 3 full academic years plus these graduation dates = '072006', '082006', so this includes the next 2 months of July and August.
4. AC Graduates include 4 full academic years plus these graduation dates = '072007', '082007', '092007', '102007', '112007', '122007', so this is through the next Fall term.
5. Baccalaureate Graduates include 6 full academic years plus these graduation dates = '072009', '082009', so this includes the next 2 months of July and August.
6. Counts of less than 10 are not shown due to FERPA.

Athletic Graduation Rate Calculation: 4-Year Universities

Cohort Year selected = **2005** and Time Period Covered = AFTER SIX (6) YEARS (from AY2005 thru AY2010) for Four-Year Universities.

#	IT	College	FICE	Cohort	Transfers		Bacc.		Adv. Cert.		Assoc.		Tech. Cert.		Cert. Prof.		Graduates		Retained		Success	
					#	%	#	%	#	%	#	%	#	%	#	%	#	%	#	%	#	%
1	1	ASUJ	001090	85	10	11.8	38	44.7		-		-		-		-	38	44.7		-	38	44.7
2	1	ATU	001089	73	23	31.5	28	38.4		-		-		-		-	28	38.4		1.4	29	39.7
3	1	HSU	001098	95	15	15.8	23	24.2		-		-		-		-	23	24.2		3.2	26	27.4
4	1	SAUM	001107	119		5.9	41	34.5		-		-		-		-	41	34.5		2.5	44	37.0
5	1	UAF	001108	129		7.0	63	48.8		-		-		-		-	63	48.8		3.1	67	51.9
6	1	UAFS	001110	34		14.7		14.7		-	13	38.2		-		-	18	52.9		2.9	19	55.9
7	1	UALR	001101	35		8.6	21	60.0		-		-		-		-	21	60.0		-	21	60.0
8	1	UAM	001085			33.3		-		-		-		-		-		-		-		-
9	1	UAPB	001086	37		5.4	17	45.9		-		-		-		-	17	45.9		2.7	18	48.6
10	1	UCA	001092	83		9.6	39	47.0		-		-		-		-	39	47.0		2.4	41	49.4
4-Year Universities				696	84	12.1	275	39.5		-	13	1.9		-		-	288	41.4	15	2.2	303	43.5

NOTES: When a student received more than one award, only the highest award was counted.

TIME PERIOD CONSIDERATIONS:

1. CP Graduates are counted from these graduation dates = '092004', '102004', '112004', '122004', '012005', '022005', '032005', '042005', '052005', so this is essentially through the Spring term.
2. TC Graduates include 1 full academic year plus these graduation dates = '072005', '082005', '092005', '102005', '112005', '122005', so this is through the next Fall term.
3. Associate Graduates include 3 full academic years plus these graduation dates = '072007', '082007', so this includes the next 2 months of July and August.
4. AC Graduates include 4 full academic years plus these graduation dates = '072008', '082008', '092008', '102008', '112008', '122008', so this is through the next Fall term.
5. Baccalaureate Graduates include 6 full academic years plus these graduation dates = '072010', '082010', so this includes the next 2 months of July and August.
6. Counts of less than 10 are not shown due to FERPA.

Athletic Graduation Rate Calculation: 4-Year Universities

Cohort Year selected = **2006** and Time Period Covered = AFTER SIX (6) YEARS (from AY2006 thru AY2011) for Four-Year Universities.

#	IT	College	FICE	Cohort	Transfers		Bacc.		Adv. Cert.		Assoc.		Tech. Cert.		Cert. Prof.		Graduates		Retained		Success	
					#	%	#	%	#	%	#	%	#	%	#	%	#	%	#	%	#	%
1	1	ASUJ	001090	97	14	14.4	43	44.3		-		-		-		-	43	44.3		2.1	45	46.4
2	1	ATU	001089	79	17	21.5	41	51.9		-		-		-		-	41	51.9		1.3	42	53.2
3	1	HSU	001098	87	21	24.1	29	33.3		-		-		-		-	29	33.3		3.4	32	36.8
4	1	SAUM	001107	34		11.8		20.6		-		-		-		-		20.6		5.9		26.5
5	1	UAF	001108	135	12	8.9	70	51.9		-		-		-		-	70	51.9		3.7	75	55.6
6	1	UAFS	001110	38	13	34.2		7.9		-	10	26.3		-		-	13	34.2		2.6	14	36.8
7	1	UALR	001101	34		17.6	15	44.1		-		-		-		-	15	44.1		2.9	16	47.1
8	1	UAM	001085	37		16.2	16	43.2		-		2.7		-		-	17	45.9		-	17	45.9
9	1	UAPB	001086	46		17.4	21	45.7		-		-		-		-	21	45.7		2.2	22	47.8
10	1	UCA	001092	108	14	13.0	52	48.1		-		-		-		-	52	48.1		4.6	57	52.8
4-Year Universities				695	115	16.5	297	42.7		-	11	1.6		-		-	308	44.3	21	3.0	329	47.3

NOTES: When a student received more than one award, only the highest award was counted.

TIME PERIOD CONSIDERATIONS:

1. CP Graduates are counted from these graduation dates = '092005', '102005', '112005', '122005', '012006', '022006', '032006', '042006', '052006', so this is essentially through the Spring term.
2. TC Graduates include 1 full academic year plus these graduation dates = '072006', '082006', '092006', '102006', '112006', '122006', so this is through the next Fall term.
3. Associate Graduates include 3 full academic years plus these graduation dates = '072008', '082008', so this includes the next 2 months of July and August.
4. AC Graduates include 4 full academic years plus these graduation dates = '072009', '082009', '092009', '102009', '112009', '122009', so this is through the next Fall term.
5. Baccalaureate Graduates include 6 full academic years plus these graduation dates = '072011', '082011', so this includes the next 2 months of July and August.
6. Counts of less than 10 are not shown due to FERPA.

Athletic Graduation Rate Calculation: 4-Year Universities

Cohort Year selected = **2007** and Time Period Covered = AFTER SIX (6) YEARS (from AY2007 thru AY2012) for Four-Year Universities.

#	IT	College	FICE	Cohort	Transfers		Bacc.		Adv. Cert.		Assoc.		Tech. Cert.		Cert. Prof.		Graduates		Retained		Success		
					#	%	#	%	#	%	#	%	#	%	#	%	#	%	#	%	#	%	
1	1	ASUJ	001090	95		7.4	41	43.2			-		-		-		-	41	43.2		4.2	45	47.4
2	1	ATU	001089	88	20	22.7	40	45.5			-		-		-		-	40	45.5		3.4	43	48.9
3	1	HSU	001098	83	12	14.5	26	31.3			-		-		-		-	26	31.3		2.4	28	33.7
4	1	SAUM	001107	63	10	15.9	22	34.9			-		-		-		-	22	34.9		3.2	24	38.1
5	1	UAF	001108	101	10	9.9	53	52.5			-		-		-		-	53	52.5		3.0	56	55.4
6	1	UAFS	001110	50		12.0		18.0		12	24.0							21	42.0		6.0	24	48.0
7	1	UALR	001101	34		11.8	16	47.1			-		-		-		-	16	47.1		5.9	18	52.9
8	1	UAM	001085	45		11.1	10	22.2			-		-		-		-	10	22.2		6.7	13	28.9
9	1	UAPB	001086	51		13.7	21	41.2			-		-		-		-	21	41.2		3.9	23	45.1
10	1	UCA	001092	137	19	13.9	55	40.1			-		-		-		-	55	40.1		1.5	57	41.6
4-Year Universities				747	100	13.4	293	39.2			-	12	1.6		-		-	305	40.8	26	3.5	331	44.3

NOTES: When a student received more than one award, only the highest award was counted.

TIME PERIOD CONSIDERATIONS:

1. CP Graduates are counted from these graduation dates = '092006', '102006', '112006', '122006', '012007', '022007', '032007', '042007', '052007', so this is essentially through the Spring term.
2. TC Graduates include 1 full academic year plus these graduation dates = '072007', '082007', '092007', '102007', '112007', '122007', so this is through the next Fall term.
3. Associate Graduates include 3 full academic years plus these graduation dates = '072009', '082009', so this includes the next 2 months of July and August.
4. AC Graduates include 4 full academic years plus these graduation dates = '072010', '082010', '092010', '102010', '112010', '122010', so this is through the next Fall term.
5. Baccalaureate Graduates include 6 full academic years plus these graduation dates = '072012', '082012', so this includes the next 2 months of July and August.
6. Counts of less than 10 are not shown due to FERPA.

Athletic Graduation Rate Calculation: 2-Year Colleges

Cohort Year selected = **2006** and Time Period Covered = AFTER THREE (3) YEARS (from AY2006 thru AY2008) for Two-Year Colleges.

#	IT	College	FICE	Cohort	Transfers		Bacc.		Adv. Cert.		Assoc.		Tech. Cert.		Cert. Prof.		Graduates		Retained		Success	
					#	%	#	%	#	%	#	%	#	%	#	%	#	%	#	%	#	%
1	2	NAC	012261	51	20	39.2		-		-		11.8			-		-	11.8		7.8	10	19.6
2	2	UACCM	005245			50.0		-		-		-			-		-	-		-	-	-
2-Year Colleges				53	21	39.6		-		-		11.3		-		-		11.3		7.5	10	18.9

NOTES: When a student received more than one award, only the highest award was counted.

TIME PERIOD CONSIDERATIONS:

1. CP Graduates are counted from these graduation dates = '092005', '102005', '112005', '122005', '012006', '022006', '032006', '042006', '052006', so this is essentially through the Spring term.
2. TC Graduates include 1 full academic year plus these graduation dates = '072006', '082006', '092006', '102006', '112006', '122006', so this is through the next Fall term.
3. Associate Graduates include 3 full academic years plus these graduation dates = '072008', '082008', so this includes the next 2 months of July and August.
4. AC Graduates include 4 full academic years plus these graduation dates = '072009', '082009', '092009', '102009', '112009', '122009', so this is through the next Fall term.
5. Baccalaureate Graduates include 6 full academic years plus these graduation dates = '072011', '082011', so this includes the next 2 months of July and August.
6. Counts of less than 10 are not shown due to FERPA.

Athletic Graduation Rate Calculation: 2-Year Colleges

Cohort Year selected = 2007 and Time Period Covered = AFTER THREE (3) YEARS (from AY2007 thru AY2009) for Two-Year Colleges.

#	IT	College	FICE	Cohort	Transfers		Bacc.		Adv. Cert.		Assoc.		Tech. Cert.		Cert. Prof.		Graduates		Retained		Success	
					#	%	#	%	#	%	#	%	#	%	#	%	#	%	#	%	#	%
1	2	NAC	012261	47	16	34.0					15	31.9					15	31.9		4.3	17	36.2
2	2	UACCM	005245								25.0						25.0					25.0
2-Year Colleges				51	16	31.4					16	31.4					16	31.4		3.9	18	35.3

NOTES: When a student received more than one award, only the highest award was counted.

TIME PERIOD CONSIDERATIONS:

1. CP Graduates are counted from these graduation dates = '092006', '102006', '112006', '122006', '012007', '022007', '032007', '042007', '052007', so this is essentially through the Spring 1
2. TC Graduates include 1 full academic year plus these graduation dates = '072007', '082007', '092007', '102007', '112007', '122007', so this is through the next Fall term.
3. Associate Graduates include 3 full academic years plus these graduation dates = '072009', '082009', so this includes the next 2 months of July and August.
4. AC Graduates include 4 full academic years plus these graduation dates = '072010', '082010', '092010', '102010', '112010', '122010', so this is through the next Fall term.
5. Baccalaureate Graduates include 6 full academic years plus these graduation dates = '072012', '082012', so this includes the next 2 months of July and August.
6. Counts of less than 10 are not shown due to FERPA.

Athletic Graduation Rate Calculation: 2-Year Colleges

Cohort Year selected = 2008 and Time Period Covered = AFTER THREE (3) YEARS (from AY2008 thru AY2010) for Two-Year Colleges.

#	IT	College	FICE	Cohort	Transfers		Bacc.		Adv. Cert.		Assoc.		Tech. Cert.		Cert. Prof.		Graduates		Retained		Success	
					#	%	#	%	#	%	#	%	#	%	#	%	#	%	#	%	#	%
1	2	NAC	012261	55	16	29.1					10	18.2					10	18.2		7.3	14	25.5
2-Year Colleges				55	16	29.1					10	18.2					10	18.2		7.3	14	25.5

NOTES: When a student received more than one award, only the highest award was counted.

TIME PERIOD CONSIDERATIONS:

1. CP Graduates are counted from these graduation dates = '092007', '102007', '112007', '122007', '012008', '022008', '032008', '042008', '052008', so this is essentially through the Spring 1
2. TC Graduates include 1 full academic year plus these graduation dates = '072008', '082008', '092008', '102008', '112008', '122008', so this is through the next Fall term.
3. Associate Graduates include 3 full academic years plus these graduation dates = '072010', '082010', so this includes the next 2 months of July and August.
4. AC Graduates include 4 full academic years plus these graduation dates = '072011', '082011', '092011', '102011', '112011', '122011', so this is through the next Fall term.
5. Baccalaureate Graduates include 6 full academic years plus these graduation dates = '072013', '082013', so this includes the next 2 months of July and August.
6. Counts of less than 10 are not shown due to FERPA.

Athletic Graduation Rate Calculation: 2-Year Colleges

Cohort Year selected = **2009** and Time Period Covered = AFTER THREE (3) YEARS (from AY2009 thru AY2011) for Two-Year Colleges.

#	IT	College	FICE	Cohort	Transfers		Bacc.		Adv. Cert.		Assoc.		Tech. Cert.		Cert. Prof.		Graduates		Retained		Success	
					#	%	#	%	#	%	#	%	#	%	#	%	#	%	#	%	#	%
No students in the cohort																						
2-Year Colleges																						
							-		-			-			-			-			-	

NOTES: When a student received more than one award, only the highest award was counted.

TIME PERIOD CONSIDERATIONS:

1. CP Graduates are counted from these graduation dates = '092008', '102008', '112008', '122008', '012009', '022009', '032009', '042009', '052009', so this is essentially through the Spring term.
2. TC Graduates include 1 full academic year plus these graduation dates = '072009','082009', '092009', '102009', '112009', '122009', so this is through the next Fall term.
3. Associate Graduates include 3 full academic years plus these graduation dates = '072011', '082011', so this includes the next 2 months of July and August.
4. AC Graduates include 4 full academic years plus these graduation dates = '072012', '082012', '092012', '102012', '112012', '122012', so this is through the next Fall term.
5. Baccalaureate Graduates include 6 full academic years plus these graduation dates = '072014', '082014', so this includes the next 2 months of July and August.
6. Counts of less than 10 are not shown due to FERPA.

Athletic Graduation Rate Calculation: 2-Year Colleges

Cohort Year selected = **2010** and Time Period Covered = AFTER THREE (3) YEARS (from AY2010 thru AY2012) for Two-Year Colleges.

#	IT	College	FICE	Cohort	Transfers		Bacc.		Adv. Cert.		Assoc.		Tech. Cert.		Cert. Prof.		Graduates		Retained		Success	
					#	%	#	%	#	%	#	%	#	%	#	%	#	%	#	%	#	%
No students in the cohort																						
2-Year Colleges																						
							-		-			-			-			-			-	

NOTES: When a student received more than one award, only the highest award was counted.

TIME PERIOD CONSIDERATIONS:

1. CP Graduates are counted from these graduation dates = '092009', '102009', '112009', '122009', '012010', '022010', '032010', '042010', '052010', so this is essentially through the Spring term.
2. TC Graduates include 1 full academic year plus these graduation dates = '072010','082010', '092010', '102010', '112010', '122010', so this is through the next Fall term.
3. Associate Graduates include 3 full academic years plus these graduation dates = '072012', '082012', so this includes the next 2 months of July and August.
4. AC Graduates include 4 full academic years plus these graduation dates = '072013', '082013', '092013', '102013', '112013', '122013', so this is through the next Fall term.
5. Baccalaureate Graduates include 6 full academic years plus these graduation dates = '072015', '082015', so this includes the next 2 months of July and August.
6. Counts of less than 10 are not shown due to FERPA.

Athletic Graduation Rate by Sport: 4-Year Universities - Football

Cohort Year selected = **2003** and Time Period Covered = AFTER SIX (6) YEARS (from AY2003 thru AY2008) for Four-Year Universities and Sport = **FOOTBALL**.

#	IT	College	FICE	Cohort	Transfers		Bacc.		Adv. Cert.		Assoc.		Tech. Cert.		Cert. Prof.		Graduates		Retained		Success	
					#	%	#	%	#	%	#	%	#	%	#	%	#	%	#	%	#	%
1	1	ASUJ	001090	25		12.0		32.0										32.0				36.0
2	1	ATU	001089	45		20.0	16	35.6									16	35.6			18	40.0
3	1	HSU	001098	28		17.9		28.6										28.6	14.3		12	42.9
4	1	SAUM	001107	36		11.1		13.9										13.9				19.4
5	1	UAF	001108	37		13.5	15	40.5									15	40.5		13.5	20	54.1
6	1	UAM	001085	21		23.8																
7	1	UAPB	001086	15		20.0		33.3										33.3				33.3
8	1	UCA	001092	23		17.4		30.4										30.4				34.8
4-Year Universities				230	38	16.5	64	27.8									64	27.8	17		81	35.2

NOTES: When a student received more than one award, only the highest award was counted.

TIME PERIOD CONSIDERATIONS:

1. CP Graduates are counted from these graduation dates = '092002', '102002', '112002', '122002', '012003', '022003', '032003', '042003', '052003', so this is essentially though the Spring term.
2. TC Graduates include 1 full academic year plus these graduation dates = '072003','082003', '092003', '102003', '112003', '122003', so this is through the next Fall term.
3. Associate Graduates include 3 full academic years plus these graduation dates = '072005', '082005', so this includes the next 2 months of July and August.
4. AC Graduates include 4 full academic years plus these graduation dates = '072006', '082006', '092006', '102006', '112006', '122006', so this is through the next Fall term.
5. Baccalaureate Graduates include 6 full academic years plus these graduation dates = '072008', '082008', so this includes the next 2 months of July and August.
6. Counts of less than 10 are not shown due to FERPA.

Cohort Year selected = **2004** and Time Period Covered = AFTER SIX (6) YEARS (from AY2004 thru AY2009) for Four-Year Universities and Sport = **FOOTBALL**.

#	IT	College	FICE	Cohort	Transfers		Bacc.		Adv. Cert.		Assoc.		Tech. Cert.		Cert. Prof.		Graduates		Retained		Success	
					#	%	#	%	#	%	#	%	#	%	#	%	#	%	#	%	#	%
1	1	ASUJ	001090	21		23.8	12	57.1										12	57.1		12	57.1
2	1	ATU	001089	54	19	35.2	12	22.2										12	22.2		14	25.9
3	1	HSU	001098	37			12	32.4										12	32.4		14	37.8
4	1	SAUM	001107	22				31.8										31.8				36.4
5	1	UAF	001108	39		23.1	16	41.0										16	41.0		19	48.7
6	1	UAM	001085	31		25.8																
7	1	UAPB	001086	11				27.3											27.3			27.3
8	1	UCA	001092	40		22.5	16	40.0										16	40.0		18	45.0
4-Year Universities				255	55	21.6	79	31.0									80	31.4	10		90	35.3

NOTES: When a student received more than one award, only the highest award was counted.

TIME PERIOD CONSIDERATIONS:

1. CP Graduates are counted from these graduation dates = '092003', '102003', '112003', '122003', '012004', '022004', '032004', '042004', '052004', so this is essentially though the Spring term.
2. TC Graduates include 1 full academic year plus these graduation dates = '072004','082004', '092004', '102004', '112004', '122004', so this is through the next Fall term.
3. Associate Graduates include 3 full academic years plus these graduation dates = '072006', '082006', so this includes the next 2 months of July and August.
4. AC Graduates include 4 full academic years plus these graduation dates = '072007', '082007', '092007', '102007', '112007', '122007', so this is through the next Fall term.
5. Baccalaureate Graduates include 6 full academic years plus these graduation dates = '072009', '082009', so this includes the next 2 months of July and August.
6. Counts of less than 10 are not shown due to FERPA.

Cohort Year selected = **2005** and Time Period Covered = AFTER SIX (6) YEARS (from AY2005 thru AY2010) for Four-Year Universities and Sport = **FOOTBALL**.

#	IT	College	FICE	Cohort	Transfers		Bacc.		Adv. Cert.		Assoc.		Tech. Cert.		Cert. Prof.		Graduates		Retained		Success	
					#	%	#	%	#	%	#	%	#	%	#	%	#	%	#	%	#	%
1	1	ASUJ	001090	33		15.2	17	51.5									17	51.5			17	51.5
2	1	ATU	001089	38	10	26.3	14	36.8									14	36.8			15	39.5
3	1	HSU	001098	44		20.5		11.4										11.4				15.9
4	1	SAUM	001107	52			11	21.2									11	21.2			11	21.2
5	1	UAF	001108	43		11.6	14	32.6									14	32.6			16	37.2
6	1	UAM	001085			33.3																
7	1	UAPB	001086	12				41.7										41.7				41.7
8	1	UCA	001092	34		17.6		26.5										26.5			10	29.4
4-Year Universities				262	39	14.9	75	28.6									75	28.6			81	30.9

NOTES: When a student received more than one award, only the highest award was counted.

TIME PERIOD CONSIDERATIONS:

1. CP Graduates are counted from these graduation dates = '092004', '102004', '112004', '122004', '012005', '022005', '032005', '042005', '052005', so this is essentially through the Spring term.
2. TC Graduates include 1 full academic year plus these graduation dates = '072005', '082005', '092005', '102005', '112005', '122005', so this is through the next Fall term.
3. Associate Graduates include 3 full academic years plus these graduation dates = '072007', '082007', so this includes the next 2 months of July and August.
4. AC Graduates include 4 full academic years plus these graduation dates = '072008', '082008', '092008', '102008', '112008', '122008', so this is through the next Fall term.
5. Baccalaureate Graduates include 6 full academic years plus these graduation dates = '072010', '082010', so this includes the next 2 months of July and August.
6. Counts of less than 10 are not shown due to FERPA.

Cohort Year selected = **2006** and Time Period Covered = AFTER SIX (6) YEARS (from AY2006 thru AY2011) for Four-Year Universities and Sport = **FOOTBALL**.

#	IT	College	FICE	Cohort	Transfers		Bacc.		Adv. Cert.		Assoc.		Tech. Cert.		Cert. Prof.		Graduates		Retained		Success	
					#	%	#	%	#	%	#	%	#	%	#	%	#	%	#	%	#	%
1	1	ASUJ	001090	40		12.5	18	45.0									18	45.0			19	47.5
2	1	ATU	001089	39	11	28.2	15	38.5									15	38.5			15	38.5
3	1	HSU	001098	32		25.0		28.1										28.1			10	31.3
4	1	SAUM	001107	14				14.3										14.3				21.4
5	1	UAF	001108	45		20.0	17	37.8									17	37.8			20	44.4
6	1	UAM	001085	23		13.0	10	43.5									10	43.5			10	43.5
7	1	UAPB	001086	14		14.3		28.6										28.6				35.7
8	1	UCA	001092	40		20.0	11	27.5									11	27.5	12.5		16	40.0
4-Year Universities				247	47	19.0	86	34.8									86	34.8	12		98	39.7

NOTES: When a student received more than one award, only the highest award was counted.

TIME PERIOD CONSIDERATIONS:

1. CP Graduates are counted from these graduation dates = '092005', '102005', '112005', '122005', '012006', '022006', '032006', '042006', '052006', so this is essentially through the Spring term.
2. TC Graduates include 1 full academic year plus these graduation dates = '072006', '082006', '092006', '102006', '112006', '122006', so this is through the next Fall term.
3. Associate Graduates include 3 full academic years plus these graduation dates = '072008', '082008', so this includes the next 2 months of July and August.
4. AC Graduates include 4 full academic years plus these graduation dates = '072009', '082009', '092009', '102009', '112009', '122009', so this is through the next Fall term.
5. Baccalaureate Graduates include 6 full academic years plus these graduation dates = '072011', '082011', so this includes the next 2 months of July and August.
6. Counts of less than 10 are not shown due to FERPA.

Cohort Year selected = **2007** and Time Period Covered = AFTER SIX (6) YEARS (from AY2007 thru AY2012) for Four-Year Universities and Sport = **FOOTBALL**.

#	IT	College	FICE	Cohort	Transfers		Bacc.		Adv. Cert.		Assoc.		Tech. Cert.		Cert. Prof.		Graduates		Retained		Success	
					#	%	#	%	#	%	#	%	#	%	#	%	#	%	#	%	#	%
1	1	ASUJ	001090	36			11	30.6									11	30.6			14	38.9
2	1	ATU	001089	41	10	24.4	13	31.7									13	31.7			14	34.1
3	1	HSU	001098	38		21.1		21.1										21.1				23.7
4	1	SAUM	001107	21				33.3										33.3				38.1
5	1	UAF	001108	30		13.3	13	43.3									13	43.3			14	46.7
6	1	UAM	001085	23																		17.4
7	1	UAPB	001086	21		14.3		38.1										38.1				42.9
8	1	UCA	001092	40		17.5	17	42.5									17	42.5			18	45.0
4-Year Universities				250	37	14.8	79	31.6									79	31.6	11		90	36.0

NOTES: When a student received more than one award, only the highest award was counted.

TIME PERIOD CONSIDERATIONS:

1. CP Graduates are counted from these graduation dates = '092006', '102006', '112006', '122006', '012007', '022007', '032007', '042007', '052007', so this is essentially though the Spring t
2. TC Graduates include 1 full academic year plus these graduation dates = '072007','082007', '092007', '102007', '112007', '122007', so this is through the next Fall term.
3. Associate Graduates include 3 full academic years plus these graduation dates = '072009', '082009', so this includes the next 2 months of July and August.
4. AC Graduates include 4 full academic years plus these graduation dates = '072010', '082010', '092010', '102010', '112010', '122010', so this is through the next Fall term.
5. Baccalaureate Graduates include 6 full academic years plus these graduation dates = '072012', '082012', so this includes the next 2 months of July and August.
6. Counts of less than 10 are not shown due to FERPA.

Athletic Graduation Rate by Sport: 4-Year Universities - Men's Basketball

Cohort Year selected = **2003** and Time Period Covered = AFTER SIX (6) YEARS (from AY2003 thru AY2008) for Four-Year Universities and Sport = **MEN'S BASKETBALL**.

#	IT	College	FICE	Cohort	Transfers		Bacc.		Adv. Cert.		Assoc.		Tech. Cert.		Cert. Prof.		Graduates		Retained		Success	
					#	%	#	%	#	%	#	%	#	%	#	%	#	%	#	%	#	%
1	1	ASUJ	001090					50.0										50.0				50.0
2	1	ATU	001089			42.9		28.6										28.6				28.6
3	1	HSU	001098					50.0										50.0				50.0
4	1	UAF	001108					50.0										50.0				50.0
5	1	UAFS	001110								50.0							50.0				50.0
6	1	UALR	001101																			
7	1	UAM	001085			50.0																
8	1	UAPB	001086																			
9	1	UCA	001092																			
4-Year Universities				29		17.2		20.7			10.3							31.0				31.0

NOTES: When a student received more than one award, only the highest award was counted.

TIME PERIOD CONSIDERATIONS:

1. CP Graduates are counted from these graduation dates = '092002', '102002', '112002', '122002', '012003', '022003', '032003', '042003', '052003', so this is essentially though the Spring t
2. TC Graduates include 1 full academic year plus these graduation dates = '072003','082003', '092003', '102003', '112003', '122003', so this is through the next Fall term.
3. Associate Graduates include 3 full academic years plus these graduation dates = '072005', '082005', so this includes the next 2 months of July and August.
4. AC Graduates include 4 full academic years plus these graduation dates = '072006', '082006', '092006', '102006', '112006', '122006', so this is through the next Fall term.
5. Baccalaureate Graduates include 6 full academic years plus these graduation dates = '072008', '082008', so this includes the next 2 months of July and August.
6. Counts of less than 10 are not shown due to FERPA.

Cohort Year selected = **2004** and Time Period Covered = AFTER SIX (6) YEARS (from AY2004 thru AY2009) for Four-Year Universities and Sport = **MEN'S BASKETBALL**.

#	IT	College	FICE	Cohort	Transfers		Bacc.		Adv. Cert.		Assoc.		Tech. Cert.		Cert. Prof.		Graduates		Retained		Success		
					#	%	#	%	#	%	#	%	#	%	#	%	#	%	#	%	#	%	
1	1	ASUJ	001090					50.0											50.0			50.0	
2	1	ATU	001089			100.0																	
3	1	HSU	001098			66.7		33.3											33.3			33.3	
4	1	SAUM	001107					50.0											50.0			50.0	
5	1	UAF	001108																	40.0		40.0	
6	1	UAFS	001110			40.0				40.0									40.0			40.0	
7	1	UALR	001101																				
8	1	UAM	001085			75.0																	
9	1	UAPB	001086					20.0											20.0		20.0	40.0	
10	1	UCA	001092			16.7		33.3											33.3			33.3	
4-Year Universities				38		23.7		18.4											23.7			12	31.6

NOTES: When a student received more than one award, only the highest award was counted.

TIME PERIOD CONSIDERATIONS:

1. CP Graduates are counted from these graduation dates = '092003', '102003', '112003', '122003', '012004', '022004', '032004', '042004', '052004', so this is essentially through the Spring term.
2. TC Graduates include 1 full academic year plus these graduation dates = '072004', '082004', '092004', '102004', '112004', '122004', so this is through the next Fall term.
3. Associate Graduates include 3 full academic years plus these graduation dates = '072006', '082006', so this includes the next 2 months of July and August.
4. AC Graduates include 4 full academic years plus these graduation dates = '072007', '082007', '092007', '102007', '112007', '122007', so this is through the next Fall term.
5. Baccalaureate Graduates include 6 full academic years plus these graduation dates = '072009', '082009', so this includes the next 2 months of July and August.
6. Counts of less than 10 are not shown due to FERPA.

Cohort Year selected = **2005** and Time Period Covered = AFTER SIX (6) YEARS (from AY2005 thru AY2010) for Four-Year Universities and Sport = **MEN'S BASKETBALL**.

#	IT	College	FICE	Cohort	Transfers		Bacc.		Adv. Cert.		Assoc.		Tech. Cert.		Cert. Prof.		Graduates		Retained		Success		
					#	%	#	%	#	%	#	%	#	%	#	%	#	%	#	%	#	%	
1	1	ASUJ	001090			50.0																	
2	1	ATU	001089			83.3																	
3	1	HSU	001098			50.0																	
4	1	SAUM	001107			14.3		57.1											57.1		14.3	71.4	
5	1	UAF	001108					50.0											50.0			50.0	
6	1	UAFS	001110			14.3				42.9									42.9			42.9	
7	1	UALR	001101					75.0											75.0			75.0	
8	1	UAPB	001086					66.7											66.7			66.7	
4-Year Universities				35		25.7		11		31.4								14	40.0			15	42.9

NOTES: When a student received more than one award, only the highest award was counted.

TIME PERIOD CONSIDERATIONS:

1. CP Graduates are counted from these graduation dates = '092004', '102004', '112004', '122004', '012005', '022005', '032005', '042005', '052005', so this is essentially through the Spring term.
2. TC Graduates include 1 full academic year plus these graduation dates = '072005', '082005', '092005', '102005', '112005', '122005', so this is through the next Fall term.
3. Associate Graduates include 3 full academic years plus these graduation dates = '072007', '082007', so this includes the next 2 months of July and August.
4. AC Graduates include 4 full academic years plus these graduation dates = '072008', '082008', '092008', '102008', '112008', '122008', so this is through the next Fall term.
5. Baccalaureate Graduates include 6 full academic years plus these graduation dates = '072010', '082010', so this includes the next 2 months of July and August.
6. Counts of less than 10 are not shown due to FERPA.

Cohort Year selected = **2006** and Time Period Covered = AFTER SIX (6) YEARS (from AY2006 thru AY2011) for Four-Year Universities and Sport = **MEN'S BASKETBALL**.

#	IT	College	FICE	Cohort	Transfers		Bacc.		Adv. Cert.		Assoc.		Tech. Cert.		Cert. Prof.		Graduates		Retained		Success		
					#	%	#	%	#	%	#	%	#	%	#	%	#	%	#	%	#	%	
1	1	ASUJ	001090			75.0																	
2	1	HSU	001098																	100.0		100.0	
3	1	SAUM	001107			100.0																	
4	1	UAF	001108																				
5	1	UAFS	001110			16.7					16.7											16.7	
6	1	UAPB	001086					100.0														100.0	
7	1	UCA	001092			16.7		66.7														66.7	
4-Year Universities				22		27.3		22.7														27.3	36.4

NOTES: When a student received more than one award, only the highest award was counted.

TIME PERIOD CONSIDERATIONS:

1. CP Graduates are counted from these graduation dates = '092005', '102005', '112005', '122005', '012006', '022006', '032006', '042006', '052006', so this is essentially though the Spring t
2. TC Graduates include 1 full academic year plus these graduation dates = '072006','082006', '092006', '102006', '112006', '122006', so this is through the next Fall term.
3. Associate Graduates include 3 full academic years plus these graduation dates = '072008', '082008', so this includes the next 2 months of July and August.
4. AC Graduates include 4 full academic years plus these graduation dates = '072009', '082009', '092009', '102009', '112009', '122009', so this is through the next Fall term.
5. Baccalaureate Graduates include 6 full academic years plus these graduation dates = '072011', '082011', so this includes the next 2 months of July and August.
6. Counts of less than 10 are not shown due to FERPA.

Cohort Year selected = **2007** and Time Period Covered = AFTER SIX (6) YEARS (from AY2007 thru AY2012) for Four-Year Universities and Sport = **MEN'S BASKETBALL**.

#	IT	College	FICE	Cohort	Transfers		Bacc.		Adv. Cert.		Assoc.		Tech. Cert.		Cert. Prof.		Graduates		Retained		Success		
					#	%	#	%	#	%	#	%	#	%	#	%	#	%	#	%	#	%	
1	1	ASUJ	001090			33.3																	
2	1	ATU	001089					87.5															100.0
3	1	HSU	001098																				
4	1	SAUM	001107			50.0																	
5	1	UAF	001108					25.0															25.0
6	1	UAFS	001110			12.5					25.0												25.0
7	1	UALR	001101			50.0																	
8	1	UAPB	001086					80.0															80.0
9	1	UCA	001092			25.0		50.0															50.0
4-Year Universities				37		13.5		14														16	43.2

NOTES: When a student received more than one award, only the highest award was counted.

TIME PERIOD CONSIDERATIONS:

1. CP Graduates are counted from these graduation dates = '092006', '102006', '112006', '122006', '012007', '022007', '032007', '042007', '052007', so this is essentially though the Spring t
2. TC Graduates include 1 full academic year plus these graduation dates = '072007','082007', '092007', '102007', '112007', '122007', so this is through the next Fall term.
3. Associate Graduates include 3 full academic years plus these graduation dates = '072009', '082009', so this includes the next 2 months of July and August.
4. AC Graduates include 4 full academic years plus these graduation dates = '072010', '082010', '092010', '102010', '112010', '122010', so this is through the next Fall term.
5. Baccalaureate Graduates include 6 full academic years plus these graduation dates = '072012', '082012', so this includes the next 2 months of July and August.
6. Counts of less than 10 are not shown due to FERPA.

Athletic Graduation Rate by Sport: 4-Year Universities - Women's Basketball

Cohort Year selected = **2003** and Time Period Covered = AFTER SIX (6) YEARS (from AY2003 thru AY2008) for Four-Year Universities and Sport = **WOMEN'S BASKETBALL.**

#	IT	College	FICE	Cohort	Transfers		Bacc.		Adv. Cert.		Assoc.		Tech. Cert.		Cert. Prof.		Graduates		Retained		Success	
					#	%	#	%	#	%	#	%	#	%	#	%	#	%	#	%	#	%
1	1	ASUJ	001090					66.7										66.7				66.7
2	1	ATU	001089			50.0		50.0										50.0				50.0
3	1	SAUM	001107			25.0		25.0										25.0				25.0
4	1	UAF	001108			40.0		60.0										60.0				60.0
5	1	UAFS	001110	11							54.5							54.5				63.6
6	1	UALR	001101			60.0		20.0										20.0				20.0
7	1	UAM	001085					40.0										40.0				40.0
8	1	UAPB	001086					66.7										66.7				66.7
9	1	UCA	001092					50.0										50.0	50.0			100.0
4-Year Universities				42		21.4	14	33.3			14.3						20	47.6			22	52.4

NOTES: When a student received more than one award, only the highest award was counted.

TIME PERIOD CONSIDERATIONS:

1. CP Graduates are counted from these graduation dates = '092002', '102002', '112002', '122002', '012003', '022003', '032003', '042003', '052003', so this is essentially through the Spring term.
2. TC Graduates include 1 full academic year plus these graduation dates = '072003', '082003', '092003', '102003', '112003', '122003', so this is through the next Fall term.
3. Associate Graduates include 3 full academic years plus these graduation dates = '072005', '082005', so this includes the next 2 months of July and August.
4. AC Graduates include 4 full academic years plus these graduation dates = '072006', '082006', '092006', '102006', '112006', '122006', so this is through the next Fall term.
5. Baccalaureate Graduates include 6 full academic years plus these graduation dates = '072008', '082008', so this includes the next 2 months of July and August.
6. Counts of less than 10 are not shown due to FERPA.

Cohort Year selected = **2004** and Time Period Covered = AFTER SIX (6) YEARS (from AY2004 thru AY2009) for Four-Year Universities and Sport = **WOMEN'S BASKETBALL.**

#	IT	College	FICE	Cohort	Transfers		Bacc.		Adv. Cert.		Assoc.		Tech. Cert.		Cert. Prof.		Graduates		Retained		Success	
					#	%	#	%	#	%	#	%	#	%	#	%	#	%	#	%	#	%
1	1	ASUJ	001090			50.0		50.0										50.0				50.0
2	1	ATU	001089			33.3		50.0										50.0				50.0
3	1	HSU	001098																			
4	1	SAUM	001107			25.0		25.0										25.0				25.0
5	1	UAF	001108					100.0										100.0				100.0
6	1	UAFS	001110			40.0					40.0							40.0				40.0
7	1	UALR	001101			25.0		75.0										75.0				75.0
8	1	UAM	001085					100.0										100.0				100.0
9	1	UAPB	001086			25.0		50.0										50.0				50.0
10	1	UCA	001092					66.7										66.7	16.7			83.3
4-Year Universities				41		10	24.4	19	46.3								21	51.2			22	53.7

NOTES: When a student received more than one award, only the highest award was counted.

TIME PERIOD CONSIDERATIONS:

1. CP Graduates are counted from these graduation dates = '092003', '102003', '112003', '122003', '012004', '022004', '032004', '042004', '052004', so this is essentially through the Spring term.
2. TC Graduates include 1 full academic year plus these graduation dates = '072004', '082004', '092004', '102004', '112004', '122004', so this is through the next Fall term.
3. Associate Graduates include 3 full academic years plus these graduation dates = '072006', '082006', so this includes the next 2 months of July and August.
4. AC Graduates include 4 full academic years plus these graduation dates = '072007', '082007', '092007', '102007', '112007', '122007', so this is through the next Fall term.
5. Baccalaureate Graduates include 6 full academic years plus these graduation dates = '072009', '082009', so this includes the next 2 months of July and August.
6. Counts of less than 10 are not shown due to FERPA.

Cohort Year selected = **2005** and Time Period Covered = AFTER SIX (6) YEARS (from AY2005 thru AY2010) for Four-Year Universities and Sport = **WOMEN'S BASKETBALL.**

#	IT	College	FICE	Cohort	Transfers		Bacc.		Adv. Cert.		Assoc.		Tech. Cert.		Cert. Prof.		Graduates		Retained		Success	
					#	%	#	%	#	%	#	%	#	%	#	%	#	%	#	%	#	%
1	1	ASUJ	001090					40.0										40.0				40.0
2	1	ATU	001089			50.0		50.0										50.0				50.0
3	1	HSU	001098					50.0										50.0				50.0
4	1	SAUM	001107					50.0										50.0	25.0			75.0
5	1	UAF	001108					100.0										100.0				100.0
6	1	UAFS	001110			20.0					80.0							80.0				80.0
7	1	UALR	001101			16.7		50.0										50.0				50.0
8	1	UAPB	001086					60.0										60.0				60.0
9	1	UCA	001092					33.3										33.3				33.3
4-Year Universities				33			14	42.4			12.1						18	54.5			19	57.6

NOTES: When a student received more than one award, only the highest award was counted.

TIME PERIOD CONSIDERATIONS:

1. CP Graduates are counted from these graduation dates = '092004', '102004', '112004', '122004', '012005', '022005', '032005', '042005', '052005', so this is essentially through the Spring term.
2. TC Graduates include 1 full academic year plus these graduation dates = '072005', '082005', '092005', '102005', '112005', '122005', so this is through the next Fall term.
3. Associate Graduates include 3 full academic years plus these graduation dates = '072007', '082007', so this includes the next 2 months of July and August.
4. AC Graduates include 4 full academic years plus these graduation dates = '072008', '082008', '092008', '102008', '112008', '122008', so this is through the next Fall term.
5. Baccalaureate Graduates include 6 full academic years plus these graduation dates = '072010', '082010', so this includes the next 2 months of July and August.
6. Counts of less than 10 are not shown due to FERPA.

Cohort Year selected = **2006** and Time Period Covered = AFTER SIX (6) YEARS (from AY2006 thru AY2011) for Four-Year Universities and Sport = **WOMEN'S BASKETBALL.**

#	IT	College	FICE	Cohort	Transfers		Bacc.		Adv. Cert.		Assoc.		Tech. Cert.		Cert. Prof.		Graduates		Retained		Success	
					#	%	#	%	#	%	#	%	#	%	#	%	#	%	#	%	#	%
1	1	ASUJ	001090					50.0										50.0				50.0
2	1	ATU	001089			20.0		60.0										60.0				60.0
3	1	HSU	001098			100.0																
4	1	UAF	001108					100.0										100.0				100.0
5	1	UAFS	001110			20.0		40.0										40.0				40.0
6	1	UALR	001101			20.0		40.0										40.0				40.0
7	1	UAM	001085																			
8	1	UAPB	001086																			
9	1	UCA	001092			25.0		50.0										50.0				50.0
4-Year Universities				30		16.7		14	46.7								14	46.7			14	46.7

NOTES: When a student received more than one award, only the highest award was counted.

TIME PERIOD CONSIDERATIONS:

1. CP Graduates are counted from these graduation dates = '092005', '102005', '112005', '122005', '012006', '022006', '032006', '042006', '052006', so this is essentially through the Spring term.
2. TC Graduates include 1 full academic year plus these graduation dates = '072006', '082006', '092006', '102006', '112006', '122006', so this is through the next Fall term.
3. Associate Graduates include 3 full academic years plus these graduation dates = '072008', '082008', so this includes the next 2 months of July and August.
4. AC Graduates include 4 full academic years plus these graduation dates = '072009', '082009', '092009', '102009', '112009', '122009', so this is through the next Fall term.
5. Baccalaureate Graduates include 6 full academic years plus these graduation dates = '072011', '082011', so this includes the next 2 months of July and August.
6. Counts of less than 10 are not shown due to FERPA.

Cohort Year selected = **2007** and Time Period Covered = AFTER SIX (6) YEARS (from AY2007 thru AY2012) for Four-Year Universities and Sport = **WOMEN'S BASKETBALL**.

#	IT	College	FICE	Cohort	Transfers		Bacc.		Adv. Cert.		Assoc.		Tech. Cert.		Cert. Prof.		Graduates		Retained		Success		
					#	%	#	%	#	%	#	%	#	%	#	%	#	%	#	%	#	%	
1	1	ASUJ	001090					60.0										60.0				60.0	
2	1	ATU	001089			20.0		80.0										80.0				80.0	
3	1	HSU	001098			100.0																	
4	1	SAUM	001107			42.9		28.6										28.6				28.6	
5	1	UAF	001108			40.0		20.0										20.0	20.0			40.0	
6	1	UAFS	001110	10		10.0		10.0			20.0							30.0				30.0	
7	1	UALR	001101					25.0										25.0				25.0	
8	1	UAPB	001086					33.3										33.3				33.3	
9	1	UCA	001092					50.0										50.0				50.0	
4-Year Universities				44		18.2		15	34.1									17	38.6			18	40.9

NOTES: When a student received more than one award, only the highest award was counted.

TIME PERIOD CONSIDERATIONS:

1. CP Graduates are counted from these graduation dates = '092006', '102006', '112006', '122006', '012007', '022007', '032007', '042007', '052007', so this is essentially though the Spring to
2. TC Graduates include 1 full academic year plus these graduation dates = '072007','082007', '092007', '102007', '112007', '122007', so this is through the next Fall term.
3. Associate Graduates include 3 full academic years plus these graduation dates = '072009', '082009', so this includes the next 2 months of July and August.
4. AC Graduates include 4 full academic years plus these graduation dates = '072010', '082010', '092010', '102010', '112010', '122010', so this is through the next Fall term.
5. Baccalaureate Graduates include 6 full academic years plus these graduation dates = '072012', '082012', so this includes the next 2 months of July and August.
6. Counts of less than 10 are not shown due to FERPA.

Athletic Graduation Rate by Sport: 4-Year Universities - Baseball

Cohort Year selected = **2003** and Time Period Covered = AFTER SIX (6) YEARS (from AY2003 thru AY2008) for Four-Year Universities and Sport = **BASEBALL**.

#	IT	College	FICE	Cohort	Transfers		Bacc.		Adv. Cert.		Assoc.		Tech. Cert.		Cert. Prof.		Graduates		Retained		Success		
					#	%	#	%	#	%	#	%	#	%	#	%	#	%	#	%	#	%	
1	1	ASUJ	001090					33.3										33.3				33.3	
2	1	ATU	001089					100.0										100.0				100.0	
3	1	HSU	001098			14.3		57.1										57.1				57.1	
4	1	SAUM	001107			50.0		50.0										50.0				50.0	
5	1	UAF	001108	11		18.2																	
6	1	UAFS	001110	18		50.0				33.3								33.3				33.3	
7	1	UALR	001101			33.3		33.3										33.3	33.3			66.7	
8	1	UAM	001085	15		13.3		26.7										26.7				33.3	
9	1	UAPB	001086					60.0										60.0				60.0	
10	1	UCA	001092	10		30.0		20.0										20.0	10.0			30.0	
4-Year Universities				80		20	25.0	21	26.3									27	33.8			30	37.5

NOTES: When a student received more than one award, only the highest award was counted.

TIME PERIOD CONSIDERATIONS:

1. CP Graduates are counted from these graduation dates = '092002', '102002', '112002', '122002', '012003', '022003', '032003', '042003', '052003', so this is essentially though the Spring to
2. TC Graduates include 1 full academic year plus these graduation dates = '072003','082003', '092003', '102003', '112003', '122003', so this is through the next Fall term.
3. Associate Graduates include 3 full academic years plus these graduation dates = '072005', '082005', '092005', so this includes the next 2 months of July and August.
4. AC Graduates include 4 full academic years plus these graduation dates = '072006', '082006', '092006', '102006', '112006', '122006', so this is through the next Fall term.
5. Baccalaureate Graduates include 6 full academic years plus these graduation dates = '072008', '082008', so this includes the next 2 months of July and August.
6. Counts of less than 10 are not shown due to FERPA.

Cohort Year selected = **2004** and Time Period Covered = AFTER SIX (6) YEARS (from AY2004 thru AY2009) for Four-Year Universities and Sport = **BASEBALL**.

#	IT	College	FICE	Cohort	Transfers		Bacc.		Adv. Cert.		Assoc.		Tech. Cert.		Cert. Prof.		Graduates		Retained		Success	
					#	%	#	%	#	%	#	%	#	%	#	%	#	%	#	%	#	%
1	1	ASUJ	001090			33.3																
2	1	ATU	001089	11				36.4														45.5
3	1	HSU	001098			28.6																
4	1	SAUM	001107			42.9		28.6														28.6
5	1	UAF	001108	15		13.3		26.7														26.7
6	1	UAFS	001110			37.5					62.5											62.5
7	1	UALR	001101																			
8	1	UAPB	001086																			
9	1	UCA	001092	14		28.6		50.0														50.0
4-Year Universities				67	16	23.9	17	25.4									22	32.8			23	34.3

NOTES: When a student received more than one award, only the highest award was counted.

TIME PERIOD CONSIDERATIONS:

1. CP Graduates are counted from these graduation dates = '092003', '102003', '112003', '122003', '012004', '022004', '032004', '042004', '052004', so this is essentially through the Spring term.
2. TC Graduates include 1 full academic year plus these graduation dates = '072004', '082004', '092004', '102004', '112004', '122004', so this is through the next Fall term.
3. Associate Graduates include 3 full academic years plus these graduation dates = '072006', '082006', so this includes the next 2 months of July and August.
4. AC Graduates include 4 full academic years plus these graduation dates = '072007', '082007', '092007', '102007', '112007', '122007', so this is through the next Fall term.
5. Baccalaureate Graduates include 6 full academic years plus these graduation dates = '072009', '082009', so this includes the next 2 months of July and August.
6. Counts of less than 10 are not shown due to FERPA.

Cohort Year selected = **2005** and Time Period Covered = AFTER SIX (6) YEARS (from AY2005 thru AY2010) for Four-Year Universities and Sport = **BASEBALL**.

#	IT	College	FICE	Cohort	Transfers		Bacc.		Adv. Cert.		Assoc.		Tech. Cert.		Cert. Prof.		Graduates		Retained		Success	
					#	%	#	%	#	%	#	%	#	%	#	%	#	%	#	%	#	%
1	1	ASUJ	001090			40.0																
2	1	ATU	001089			20.0		80.0														80.0
3	1	HSU	001098			12.5		12.5												12.5		25.0
4	1	SAUM	001107	13		23.1		46.2														46.2
5	1	UAF	001108	14				21.4														21.4
6	1	UAFS	001110	10		30.0		10.0			20.0											30.0
7	1	UALR	001101			50.0																
8	1	UAPB	001086			50.0															50.0	50.0
9	1	UCA	001092					60.0														80.0
4-Year Universities				64	13	20.3	18	28.1									20	31.3			23	35.9

NOTES: When a student received more than one award, only the highest award was counted.

TIME PERIOD CONSIDERATIONS:

1. CP Graduates are counted from these graduation dates = '092004', '102004', '112004', '122004', '012005', '022005', '032005', '042005', '052005', so this is essentially through the Spring term.
2. TC Graduates include 1 full academic year plus these graduation dates = '072005', '082005', '092005', '102005', '112005', '122005', so this is through the next Fall term.
3. Associate Graduates include 3 full academic years plus these graduation dates = '072007', '082007', so this includes the next 2 months of July and August.
4. AC Graduates include 4 full academic years plus these graduation dates = '072008', '082008', '092008', '102008', '112008', '122008', so this is through the next Fall term.
5. Baccalaureate Graduates include 6 full academic years plus these graduation dates = '072010', '082010', so this includes the next 2 months of July and August.
6. Counts of less than 10 are not shown due to FERPA.

Cohort Year selected = **2006** and Time Period Covered = AFTER SIX (6) YEARS (from AY2006 thru AY2011) for Four-Year Universities and Sport = **BASEBALL**.

#	IT	College	FICE	Cohort	Transfers		Bacc.		Adv. Cert.		Assoc.		Tech. Cert.		Cert. Prof.		Graduates		Retained		Success		
					#	%	#	%	#	%	#	%	#	%	#	%	#	%	#	%	#	%	
1	1	ASUJ	001090			11.1		66.7										66.7		11.1		77.8	
2	1	ATU	001089	13		23.1		53.8										53.8				61.5	
3	1	HSU	001098	11				45.5										45.5				45.5	
4	1	SAUM	001107			20.0														20.0		20.0	
5	1	UAF	001108	16				25.0										25.0				25.0	
6	1	UAFS	001110	13		38.5					30.8							30.8				30.8	
7	1	UALR	001101			50.0																	
8	1	UAM	001085			33.3		33.3										33.3				33.3	
9	1	UAPB	001086	14		35.7		50.0										50.0				50.0	
10	1	UCA	001092	11				81.8										81.8				81.8	
4-Year Universities				97	20	20.6	39	40.2										43	44.3			46	47.4

NOTES: When a student received more than one award, only the highest award was counted.

TIME PERIOD CONSIDERATIONS:

1. CP Graduates are counted from these graduation dates = '092005', '102005', '112005', '122005', '012006', '022006', '032006', '042006', '052006', so this is essentially through the Spring term.
2. TC Graduates include 1 full academic year plus these graduation dates = '072006', '082006', '092006', '102006', '112006', '122006', so this is through the next Fall term.
3. Associate Graduates include 3 full academic years plus these graduation dates = '072008', '082008', so this includes the next 2 months of July and August.
4. AC Graduates include 4 full academic years plus these graduation dates = '072009', '082009', '092009', '102009', '112009', '122009', so this is through the next Fall term.
5. Baccalaureate Graduates include 6 full academic years plus these graduation dates = '072011', '082011', so this includes the next 2 months of July and August.
6. Counts of less than 10 are not shown due to FERPA.

Cohort Year selected = **2007** and Time Period Covered = AFTER SIX (6) YEARS (from AY2007 thru AY2012) for Four-Year Universities and Sport = **BASEBALL**.

#	IT	College	FICE	Cohort	Transfers		Bacc.		Adv. Cert.		Assoc.		Tech. Cert.		Cert. Prof.		Graduates		Retained		Success		
					#	%	#	%	#	%	#	%	#	%	#	%	#	%	#	%	#	%	
1	1	ASUJ	001090					50.0										50.0				50.0	
2	1	ATU	001089	12		58.3		16.7										16.7				25.0	
3	1	HSU	001098					33.3										33.3		16.7		50.0	
4	1	SAUM	001107	16		31.3		25.0										25.0				31.3	
5	1	UAF	001108	13		15.4		38.5										38.5				38.5	
6	1	UAFS	001110	10		20.0		10.0			40.0							50.0		10.0		60.0	
7	1	UALR	001101			25.0		50.0										50.0				50.0	
8	1	UAPB	001086			50.0		50.0										50.0				50.0	
9	1	UCA	001092					44.4										44.4				44.4	
4-Year Universities				80	18	22.5	25	31.3										29	36.3			33	41.3

NOTES: When a student received more than one award, only the highest award was counted.

TIME PERIOD CONSIDERATIONS:

1. CP Graduates are counted from these graduation dates = '092006', '102006', '112006', '122006', '012007', '022007', '032007', '042007', '052007', so this is essentially through the Spring term.
2. TC Graduates include 1 full academic year plus these graduation dates = '072007', '082007', '092007', '102007', '112007', '122007', so this is through the next Fall term.
3. Associate Graduates include 3 full academic years plus these graduation dates = '072009', '082009', so this includes the next 2 months of July and August.
4. AC Graduates include 4 full academic years plus these graduation dates = '072010', '082010', '092010', '102010', '112010', '122010', so this is through the next Fall term.
5. Baccalaureate Graduates include 6 full academic years plus these graduation dates = '072012', '082012', so this includes the next 2 months of July and August.
6. Counts of less than 10 are not shown due to FERPA.

Athletic Graduation Rate by Sport: 4-Year Universities - Track

Cohort Year selected = **2003** and Time Period Covered = AFTER SIX (6) YEARS (from AY2003 thru AY2008) for Four-Year Universities and Sport = **TRACK**.

#	IT	College	FICE	Cohort	Transfers		Bacc.		Adv. Cert.		Assoc.		Tech. Cert.		Cert. Prof.		Graduates		Retained		Success		
					#	%	#	%	#	%	#	%	#	%	#	%	#	%	#	%	#	%	
1	1	ASUJ	001090	14		14.3		50.0										50.0				57.1	
2	1	ATU	001089			50.0		50.0										50.0				50.0	
3	1	HSU	001098			25.0		25.0										25.0				25.0	
4	1	SAUM	001107					22.2										22.2				22.2	
5	1	UAF	001108	13				69.2										69.2				69.2	
6	1	UALR	001101					37.5										37.5	25.0			62.5	
7	1	UAPB	001086					57.1										57.1				57.1	
8	1	UCA	001092					100.0										100.0				100.0	
4-Year Universities				62				32	51.6									32	51.6			35	56.5

NOTES: When a student received more than one award, only the highest award was counted.

TIME PERIOD CONSIDERATIONS:

1. CP Graduates are counted from these graduation dates = '092002', '102002', '112002', '122002', '012003', '022003', '032003', '042003', '052003', so this is essentially through the Spring term.
2. TC Graduates include 1 full academic year plus these graduation dates = '072003','082003', '092003', '102003', '112003', '122003', so this is through the next Fall term.
3. Associate Graduates include 3 full academic years plus these graduation dates = '072005', '082005', so this includes the next 2 months of July and August.
4. AC Graduates include 4 full academic years plus these graduation dates = '072006', '082006', '092006', '102006', '112006', '122006', so this is through the next Fall term.
5. Baccalaureate Graduates include 6 full academic years plus these graduation dates = '072008', '082008', so this includes the next 2 months of July and August.
6. Counts of less than 10 are not shown due to FERPA.

Cohort Year selected = **2004** and Time Period Covered = AFTER SIX (6) YEARS (from AY2004 thru AY2009) for Four-Year Universities and Sport = **TRACK**.

#	IT	College	FICE	Cohort	Transfers		Bacc.		Adv. Cert.		Assoc.		Tech. Cert.		Cert. Prof.		Graduates		Retained		Success	
					#	%	#	%	#	%	#	%	#	%	#	%	#	%	#	%	#	%
1	1	ASUJ	001090	16				50.0										50.0				56.3
2	1	ATU	001089			33.3		33.3										33.3				33.3
3	1	HSU	001098			33.3		66.7										66.7				66.7
4	1	SAUM	001107	15		26.7		46.7										46.7				46.7
5	1	UAF	001108	22			14	63.6									14	63.6			14	63.6
6	1	UALR	001101	15		26.7		33.3										33.3				40.0
7	1	UAM	001085																			
8	1	UAPB	001086			14.3		14.3										14.3				14.3
9	1	UCA	001092					100.0										100.0				100.0
4-Year Universities				83	13	15.7		39	47.0								39	47.0			41	49.4

NOTES: When a student received more than one award, only the highest award was counted.

TIME PERIOD CONSIDERATIONS:

1. CP Graduates are counted from these graduation dates = '092003', '102003', '112003', '122003', '012004', '022004', '032004', '042004', '052004', so this is essentially through the Spring term.
2. TC Graduates include 1 full academic year plus these graduation dates = '072004','082004', '092004', '102004', '112004', '122004', so this is through the next Fall term.
3. Associate Graduates include 3 full academic years plus these graduation dates = '072006', '082006', so this includes the next 2 months of July and August.
4. AC Graduates include 4 full academic years plus these graduation dates = '072007', '082007', '092007', '102007', '112007', '122007', so this is through the next Fall term.
5. Baccalaureate Graduates include 6 full academic years plus these graduation dates = '072009', '082009', so this includes the next 2 months of July and August.
6. Counts of less than 10 are not shown due to FERPA.

Cohort Year selected = **2005** and Time Period Covered = AFTER SIX (6) YEARS (from AY2005 thru AY2010) for Four-Year Universities and Sport = **TRACK**.

#	IT	College	FICE	Cohort	Transfers		Bacc.		Adv. Cert.		Assoc.		Tech. Cert.		Cert. Prof.		Graduates		Retained		Success	
					#	%	#	%	#	%	#	%	#	%	#	%	#	%	#	%	#	%
1	1	ASUJ	001090	20				40.0										40.0				40.0
2	1	ATU	001089			60.0		20.0										20.0				20.0
3	1	HSU	001098			33.3		33.3										33.3				33.3
4	1	SAUM	001107	24			10	41.7									10	41.7			10	41.7
5	1	UAF	001108	16			12	75.0									12	75.0			13	81.3
6	1	UALR	001101					57.1										57.1				57.1
7	1	UAPB	001086					33.3										33.3				33.3
8	1	UCA	001092	12				66.7										66.7				66.7
4-Year Universities				90			45	50.0									45	50.0			46	51.1

NOTES: When a student received more than one award, only the highest award was counted.

TIME PERIOD CONSIDERATIONS:

1. CP Graduates are counted from these graduation dates = '092004', '102004', '112004', '122004', '012005', '022005', '032005', '042005', '052005', so this is essentially through the Spring term.
2. TC Graduates include 1 full academic year plus these graduation dates = '072005', '082005', '092005', '102005', '112005', '122005', so this is through the next Fall term.
3. Associate Graduates include 3 full academic years plus these graduation dates = '072007', '082007', so this includes the next 2 months of July and August.
4. AC Graduates include 4 full academic years plus these graduation dates = '072008', '082008', '092008', '102008', '112008', '122008', so this is through the next Fall term.
5. Baccalaureate Graduates include 6 full academic years plus these graduation dates = '072010', '082010', so this includes the next 2 months of July and August.
6. Counts of less than 10 are not shown due to FERPA.

Cohort Year selected = **2006** and Time Period Covered = AFTER SIX (6) YEARS (from AY2006 thru AY2011) for Four-Year Universities and Sport = **TRACK**.

#	IT	College	FICE	Cohort	Transfers		Bacc.		Adv. Cert.		Assoc.		Tech. Cert.		Cert. Prof.		Graduates		Retained		Success	
					#	%	#	%	#	%	#	%	#	%	#	%	#	%	#	%	#	%
1	1	ASUJ	001090	15		13.3		46.7										46.7				46.7
2	1	ATU	001089					75.0										75.0				75.0
3	1	HSU	001098			66.7		33.3										33.3				33.3
4	1	SAUM	001107					42.9										42.9				42.9
5	1	UAF	001108	26			17	65.4									17	65.4			18	69.2
6	1	UALR	001101	15		20.0		53.3										53.3				53.3
7	1	UAM	001085					50.0			50.0							100.0				100.0
8	1	UAPB	001086					50.0										50.0				50.0
9	1	UCA	001092	16				43.8										43.8				43.8
4-Year Universities				94			50	53.2									51	54.3			52	55.3

NOTES: When a student received more than one award, only the highest award was counted.

TIME PERIOD CONSIDERATIONS:

1. CP Graduates are counted from these graduation dates = '092005', '102005', '112005', '122005', '012006', '022006', '032006', '042006', '052006', so this is essentially through the Spring term.
2. TC Graduates include 1 full academic year plus these graduation dates = '072006', '082006', '092006', '102006', '112006', '122006', so this is through the next Fall term.
3. Associate Graduates include 3 full academic years plus these graduation dates = '072008', '082008', so this includes the next 2 months of July and August.
4. AC Graduates include 4 full academic years plus these graduation dates = '072009', '082009', '092009', '102009', '112009', '122009', so this is through the next Fall term.
5. Baccalaureate Graduates include 6 full academic years plus these graduation dates = '072011', '082011', so this includes the next 2 months of July and August.
6. Counts of less than 10 are not shown due to FERPA.

Cohort Year selected = **2007** and Time Period Covered = AFTER SIX (6) YEARS (from AY2007 thru AY2012) for Four-Year Universities and Sport = **TRACK**.

#	IT	College	FICE	Cohort	Transfers		Bacc.		Adv. Cert.		Assoc.		Tech. Cert.		Cert. Prof.		Graduates		Retained		Success	
					#	%	#	%	#	%	#	%	#	%	#	%	#	%	#	%	#	%
1	1	ASUJ	001090	17				52.9										52.9			10	58.8
2	1	ATU	001089					100.0										100.0				100.0
3	1	HSU	001098					42.9										42.9				42.9
4	1	SAUM	001107			20.0		40.0										40.0				40.0
5	1	UAF	001108	12				58.3										58.3				58.3
6	1	UALR	001101	10		10.0		60.0										60.0				60.0
7	1	UAM	001085			20.0		20.0										20.0		20.0		40.0
8	1	UAPB	001086			20.0		60.0										60.0				60.0
9	1	UCA	001092	27		18.5		33.3										33.3				33.3
4-Year Universities				90		10.0		42	46.7									42	46.7		44	48.9

NOTES: When a student received more than one award, only the highest award was counted.

TIME PERIOD CONSIDERATIONS:

1. CP Graduates are counted from these graduation dates = '092006', '102006', '112006', '122006', '012007', '022007', '032007', '042007', '052007', so this is essentially though the Spring to
2. TC Graduates include 1 full academic year plus these graduation dates = '072007','082007', '092007', '102007', '112007', '122007', so this is through the next Fall term.
3. Associate Graduates include 3 full academic years plus these graduation dates = '072009', '082009', so this includes the next 2 months of July and August.
4. AC Graduates include 4 full academic years plus these graduation dates = '072010', '082010', '092010', '102010', '112010', '122010', so this is through the next Fall term.
5. Baccalaureate Graduates include 6 full academic years plus these graduation dates = '072012', '082012', so this includes the next 2 months of July and August.
6. Counts of less than 10 are not shown due to FERPA.

Athletic Graduation Rate by Sport: 4-Year Universities - All Other Sports

Cohort Year selected = **2003** and Time Period Covered = AFTER SIX (6) YEARS (from AY2003 thru AY2008) for Four-Year Universities and Sport = **ALL OTHER SPORTS**.

#	IT	College	FICE	Cohort	Transfers		Bacc.		Adv. Cert.		Assoc.		Tech. Cert.		Cert. Prof.		Graduates		Retained		Success		
					#	%	#	%	#	%	#	%	#	%	#	%	#	%	#	%	#	%	
1	1	ASUJ	001090	21				42.9										42.9				42.9	
2	1	ATU	001089	26		23.1	13	50.0										13	50.0			15	57.7
3	1	HSU	001098	27		11.1		25.9										25.9				29.6	
4	1	SAUM	001107					12.5										12.5				12.5	
5	1	UAF	001108	46			31	67.4										31	67.4			32	69.6
6	1	UAFS	001110								85.7							85.7				85.7	
7	1	UALR	001101	21			11	52.4										11	52.4			12	57.1
8	1	UAM	001085			37.5		50.0			12.5							62.5				62.5	
9	1	UAPB	001086	11				72.7										72.7				72.7	
10	1	UCA	001092	38		15.8	21	55.3										21	55.3			21	55.3
4-Year Universities				213		22	10.3	105	49.3									112	52.6		117	54.9	

NOTES: When a student received more than one award, only the highest award was counted.

TIME PERIOD CONSIDERATIONS:

1. CP Graduates are counted from these graduation dates = '092002', '102002', '112002', '122002', '012003', '022003', '032003', '042003', '052003', so this is essentially though the Spring to
2. TC Graduates include 1 full academic year plus these graduation dates = '072003','082003', '092003', '102003', '112003', '122003', so this is through the next Fall term.
3. Associate Graduates include 3 full academic years plus these graduation dates = '072005', '082005', so this includes the next 2 months of July and August.
4. AC Graduates include 4 full academic years plus these graduation dates = '072006', '082006', '092006', '102006', '112006', '122006', so this is through the next Fall term.
5. Baccalaureate Graduates include 6 full academic years plus these graduation dates = '072008', '082008', so this includes the next 2 months of July and August.
6. Counts of less than 10 are not shown due to FERPA.

Cohort Year selected = **2004** and Time Period Covered = **AFTER SIX (6) YEARS** (from AY2004 thru AY2009) for Four-Year Universities and Sport = **ALL OTHER SPORTS**.

#	IT	College	FICE	Cohort	Transfers		Bacc.		Adv. Cert.		Assoc.		Tech. Cert.		Cert. Prof.		Graduates		Retained		Success	
					#	%	#	%	#	%	#	%	#	%	#	%	#	%	#	%	#	%
1	1	ASUJ	001090	14				64.3										64.3				64.3
2	1	ATU	001089	40	14	35.0	15	37.5									15	37.5			17	42.5
3	1	HSU	001098	31			19	61.3									19	61.3			20	64.5
4	1	SAUM	001107	12				50.0										50.0				50.0
5	1	UAF	001108	37			27	73.0									27	73.0			27	73.0
6	1	UAFS	001110								20.0							20.0				20.0
7	1	UALR	001101	11				36.4										36.4				36.4
8	1	UAM	001085			12.5		50.0										50.0				50.0
9	1	UAPB	001086					66.7										66.7		22.2		88.9
10	1	UCA	001092	32		12.5	18	56.3									18	56.3			19	59.4
4-Year Universities				199	25	12.6	108	54.3									109	54.8			115	57.8

NOTES: When a student received more than one award, only the highest award was counted.

TIME PERIOD CONSIDERATIONS:

1. CP Graduates are counted from these graduation dates = '092003', '102003', '112003', '122003', '012004', '022004', '032004', '042004', '052004', so this is essentially through the Spring term.
2. TC Graduates include 1 full academic year plus these graduation dates = '072004', '082004', '092004', '102004', '112004', '122004', so this is through the next Fall term.
3. Associate Graduates include 3 full academic years plus these graduation dates = '072006', '082006', so this includes the next 2 months of July and August.
4. AC Graduates include 4 full academic years plus these graduation dates = '072007', '082007', '092007', '102007', '112007', '122007', so this is through the next Fall term.
5. Baccalaureate Graduates include 6 full academic years plus these graduation dates = '072009', '082009', so this includes the next 2 months of July and August.
6. Counts of less than 10 are not shown due to FERPA.

Cohort Year selected = **2005** and Time Period Covered = **AFTER SIX (6) YEARS** (from AY2005 thru AY2010) for Four-Year Universities and Sport = **ALL OTHER SPORTS**.

#	IT	College	FICE	Cohort	Transfers		Bacc.		Adv. Cert.		Assoc.		Tech. Cert.		Cert. Prof.		Graduates		Retained		Success	
					#	%	#	%	#	%	#	%	#	%	#	%	#	%	#	%	#	%
1	1	ASUJ	001090	20		10.0	11	55.0									11	55.0			11	55.0
2	1	ATU	001089	17		17.6		47.1										47.1				47.1
3	1	HSU	001098	36			15	41.7									15	41.7			15	41.7
4	1	SAUM	001107	19				42.1										42.1				47.4
5	1	UAF	001108	51			31	60.8									31	60.8			32	62.7
6	1	UAFS	001110	12				33.3			33.3							66.7				75.0
7	1	UALR	001101	16			11	68.8									11	68.8			11	68.8
8	1	UAPB	001086	12				50.0										50.0				50.0
9	1	UCA	001092	29			18	62.1									18	62.1			18	62.1
4-Year Universities				212	13		112	52.8									116	54.7			119	56.1

NOTES: When a student received more than one award, only the highest award was counted.

TIME PERIOD CONSIDERATIONS:

1. CP Graduates are counted from these graduation dates = '092004', '102004', '112004', '122004', '012005', '022005', '032005', '042005', '052005', so this is essentially through the Spring term.
2. TC Graduates include 1 full academic year plus these graduation dates = '072005', '082005', '092005', '102005', '112005', '122005', so this is through the next Fall term.
3. Associate Graduates include 3 full academic years plus these graduation dates = '072007', '082007', so this includes the next 2 months of July and August.
4. AC Graduates include 4 full academic years plus these graduation dates = '072008', '082008', '092008', '102008', '112008', '122008', so this is through the next Fall term.
5. Baccalaureate Graduates include 6 full academic years plus these graduation dates = '072010', '082010', so this includes the next 2 months of July and August.
6. Counts of less than 10 are not shown due to FERPA.

Cohort Year selected = **2006** and Time Period Covered = AFTER SIX (6) YEARS (from AY2006 thru AY2011) for Four-Year Universities and Sport = **ALL OTHER SPORTS**.

#	IT	College	FICE	Cohort	Transfers		Bacc.		Adv. Cert.		Assoc.		Tech. Cert.		Cert. Prof.		Graduates		Retained		Success		
					#	%	#	%	#	%	#	%	#	%	#	%	#	%	#	%	#	%	
1	1	ASUJ	001090	23		13.0		39.1										13				13	39.1
2	1	ATU	001089	18			11.1	13	72.2									13				13	72.2
3	1	HSU	001098	38		23.7		14	36.8									14				14	36.8
4	1	SAUM	001107			14.3			28.6														28.6
5	1	UAF	001108	44				30	68.2									30				31	70.5
6	1	UAFS	001110	14		42.9					35.7												50.0
7	1	UALR	001101	12					41.7														50.0
8	1	UAM	001085			25.0			50.0														50.0
9	1	UAPB	001086	10		10.0			60.0														60.0
10	1	UCA	001092	31				19	61.3									19				19	61.3
4-Year Universities				205	29	14.1		103	50.2									108	52.7			111	54.1

NOTES: When a student received more than one award, only the highest award was counted.

TIME PERIOD CONSIDERATIONS:

1. CP Graduates are counted from these graduation dates = '092005', '102005', '112005', '122005', '012006', '022006', '032006', '042006', '052006', so this is essentially through the Spring term.
2. TC Graduates include 1 full academic year plus these graduation dates = '072006', '082006', '092006', '102006', '112006', '122006', so this is through the next Fall term.
3. Associate Graduates include 3 full academic years plus these graduation dates = '072008', '082008', so this includes the next 2 months of July and August.
4. AC Graduates include 4 full academic years plus these graduation dates = '072009', '082009', '092009', '102009', '112009', '122009', so this is through the next Fall term.
5. Baccalaureate Graduates include 6 full academic years plus these graduation dates = '072011', '082011', so this includes the next 2 months of July and August.
6. Counts of less than 10 are not shown due to FERPA.

Cohort Year selected = **2007** and Time Period Covered = AFTER SIX (6) YEARS (from AY2007 thru AY2012) for Four-Year Universities and Sport = **ALL OTHER SPORTS**.

#	IT	College	FICE	Cohort	Transfers		Bacc.		Adv. Cert.		Assoc.		Tech. Cert.		Cert. Prof.		Graduates		Retained		Success		
					#	%	#	%	#	%	#	%	#	%	#	%	#	%	#	%	#	%	
1	1	ASUJ	001090	26		11.5		14	53.8									14				14	53.8
2	1	ATU	001089	20		10.0		12	60.0									12				12	60.0
3	1	HSU	001098	30		10.0		13	43.3									13				13	43.3
4	1	SAUM	001107	12					58.3														58.3
5	1	UAF	001108	37				26	70.3									26				27	73.0
6	1	UAFS	001110	22					31.8		18.2							11				11	50.0
7	1	UALR	001101	14					50.0											14.3			64.3
8	1	UAM	001085	17		11.8			41.2														41.2
9	1	UAPB	001086	15		13.3			26.7														33.3
10	1	UCA	001092	53		11.3		21	39.6									21				22	41.5
4-Year Universities				246	23			118	48.0									122	49.6			129	52.4

NOTES: When a student received more than one award, only the highest award was counted.

TIME PERIOD CONSIDERATIONS:

1. CP Graduates are counted from these graduation dates = '092006', '102006', '112006', '122006', '012007', '022007', '032007', '042007', '052007', so this is essentially through the Spring term.
2. TC Graduates include 1 full academic year plus these graduation dates = '072007', '082007', '092007', '102007', '112007', '122007', so this is through the next Fall term.
3. Associate Graduates include 3 full academic years plus these graduation dates = '072009', '082009', so this includes the next 2 months of July and August.
4. AC Graduates include 4 full academic years plus these graduation dates = '072010', '082010', '092010', '102010', '112010', '122010', so this is through the next Fall term.
5. Baccalaureate Graduates include 6 full academic years plus these graduation dates = '072012', '082012', so this includes the next 2 months of July and August.
6. Counts of less than 10 are not shown due to FERPA.

Athletic Graduation Rate by Sport: 2-Year Colleges - Men's Basketball

Cohort Year selected = **2006** and Time Period Covered = AFTER THREE (3) YEARS (from AY2006 thru AY2008) for Two-Year Colleges and Sport = **MEN'S BASKETBALL**.

#	IT	College	FICE	Cohort	Transfers		Bacc.		Adv. Cert.		Assoc.		Tech. Cert.		Cert. Prof.		Graduates		Retained		Success	
					#	%	#	%	#	%	#	%	#	%	#	%	#	%	#	%	#	%
1	2	NAC	012261			28.6						28.6						28.6				28.6
2-Year Colleges						28.6						28.6						28.6				28.6

NOTES: When a student received more than one award, only the highest award was counted.

TIME PERIOD CONSIDERATIONS:

1. CP Graduates are counted from these graduation dates = '092005', '102005', '112005', '122005', '012006', '022006', '032006', '042006', '052006', so this is essentially though the Spring t
2. TC Graduates include 1 full academic year plus these graduation dates = '072006','082006', '092006', '102006', '112006', '122006', so this is through the next Fall term.
3. Associate Graduates include 3 full academic years plus these graduation dates = '072008', '082008', so this includes the next 2 months of July and August.
4. AC Graduates include 4 full academic years plus these graduation dates = '072009', '082009', '092009', '102009', '112009', '122009', so this is through the next Fall term.
5. Baccalaureate Graduates include 6 full academic years plus these graduation dates = '072011', '082011', so this includes the next 2 months of July and August.
6. Counts of less than 10 are not shown due to FERPA.

Cohort Year selected = **2007** and Time Period Covered = AFTER THREE (3) YEARS (from AY2007 thru AY2009) for Two-Year Colleges and Sport = **MEN'S BASKETBALL**.

#	IT	College	FICE	Cohort	Transfers		Bacc.		Adv. Cert.		Assoc.		Tech. Cert.		Cert. Prof.		Graduates		Retained		Success	
					#	%	#	%	#	%	#	%	#	%	#	%	#	%	#	%	#	%
1	2	NAC	012261			22.2						22.2						22.2		11.1		33.3
2-Year Colleges						22.2						22.2						22.2		11.1		33.3

NOTES: When a student received more than one award, only the highest award was counted.

TIME PERIOD CONSIDERATIONS:

1. CP Graduates are counted from these graduation dates = '092006', '102006', '112006', '122006', '012007', '022007', '032007', '042007', '052007', so this is essentially though the Spring t
2. TC Graduates include 1 full academic year plus these graduation dates = '072007','082007', '092007', '102007', '112007', '122007', so this is through the next Fall term.
3. Associate Graduates include 3 full academic years plus these graduation dates = '072009', '082009', so this includes the next 2 months of July and August.
4. AC Graduates include 4 full academic years plus these graduation dates = '072010', '082010', '092010', '102010', '112010', '122010', so this is through the next Fall term.
5. Baccalaureate Graduates include 6 full academic years plus these graduation dates = '072012', '082012', so this includes the next 2 months of July and August.
6. Counts of less than 10 are not shown due to FERPA.

Cohort Year selected = **2008** and Time Period Covered = AFTER THREE (3) YEARS (from AY2008 thru AY2010) for Two-Year Colleges and Sport = **MEN'S BASKETBALL**.

#	IT	College	FICE	Cohort	Transfers		Bacc.		Adv. Cert.		Assoc.		Tech. Cert.		Cert. Prof.		Graduates		Retained		Success	
					#	%	#	%	#	%	#	%	#	%	#	%	#	%	#	%	#	%
1	2	NAC	012261	15		13.3						26.7						26.7		20.0		46.7
2-Year Colleges				15		13.3						26.7						26.7		20.0		46.7

NOTES: When a student received more than one award, only the highest award was counted.

TIME PERIOD CONSIDERATIONS:

1. CP Graduates are counted from these graduation dates = '092007', '102007', '112007', '122007', '012008', '022008', '032008', '042008', '052008', so this is essentially though the Spring t
2. TC Graduates include 1 full academic year plus these graduation dates = '072008','082008', '092008', '102008', '112008', '122008', so this is through the next Fall term.
3. Associate Graduates include 3 full academic years plus these graduation dates = '072010', '082010', so this includes the next 2 months of July and August.
4. AC Graduates include 4 full academic years plus these graduation dates = '072011', '082011', '092011', '102011', '112011', '122011', so this is through the next Fall term.
5. Baccalaureate Graduates include 6 full academic years plus these graduation dates = '072013', '082013', so this includes the next 2 months of July and August.
6. Counts of less than 10 are not shown due to FERPA.

Cohort Year selected = **2009** and Time Period Covered = AFTER THREE (3) YEARS (from AY2009 thru AY2011) for Two-Year Colleges and Sport = **MEN'S BASKETBALL**.

#	IT	College	FICE	Cohort	Transfers		Bacc.		Adv. Cert.		Assoc.		Tech. Cert.		Cert. Prof.		Graduates		Retained		Success	
					#	%	#	%	#	%	#	%	#	%	#	%	#	%	#	%	#	%
No students in the cohort																						
2-Year Colleges																						

NOTES: When a student received more than one award, only the highest award was counted.

TIME PERIOD CONSIDERATIONS:

1. CP Graduates are counted from these graduation dates = '092008', '102008', '112008', '122008', '012009', '022009', '032009', '042009', '052009', so this is essentially though the Spring t
2. TC Graduates include 1 full academic year plus these graduation dates = '072009','082009', '092009', '102009', '112009', '122009', so this is through the next Fall term.
3. Associate Graduates include 3 full academic years plus these graduation dates = '072011', '082011', so this includes the next 2 months of July and August.
4. AC Graduates include 4 full academic years plus these graduation dates = '072012', '082012', '092012', '102012', '112012', '122012', so this is through the next Fall term.
5. Baccalaureate Graduates include 6 full academic years plus these graduation dates = '072014', '082014', so this includes the next 2 months of July and August.
6. Counts of less than 10 are not shown due to FERPA.

Cohort Year selected = **2010** and Time Period Covered = AFTER THREE (3) YEARS (from AY2010 thru AY2012) for Two-Year Colleges and Sport = **MEN'S BASKETBALL**.

#	IT	College	FICE	Cohort	Transfers		Bacc.		Adv. Cert.		Assoc.		Tech. Cert.		Cert. Prof.		Graduates		Retained		Success	
					#	%	#	%	#	%	#	%	#	%	#	%	#	%	#	%	#	%
No students in the cohort																						
2-Year Colleges																						

NOTES: When a student received more than one award, only the highest award was counted.

TIME PERIOD CONSIDERATIONS:

1. CP Graduates are counted from these graduation dates = '092009', '102009', '112009', '122009', '012010', '022010', '032010', '042010', '052010', so this is essentially though the Spring t
2. TC Graduates include 1 full academic year plus these graduation dates = '072010','082010', '092010', '102010', '112010', '122010', so this is through the next Fall term.
3. Associate Graduates include 3 full academic years plus these graduation dates = '072012', '082012', so this includes the next 2 months of July and August.
4. AC Graduates include 4 full academic years plus these graduation dates = '072013', '082013', '092013', '102013', '112013', '122013', so this is through the next Fall term.
5. Baccalaureate Graduates include 6 full academic years plus these graduation dates = '072015', '082015', so this includes the next 2 months of July and August.
6. Counts of less than 10 are not shown due to FERPA.

Athletic Graduation Rate by Sport: 2-Year Colleges - Women's Basketball

Cohort Year selected = **2006** and Time Period Covered = AFTER THREE (3) YEARS (from AY2006 thru AY2008) for Two-Year Colleges and Sport = **WOMEN'S BASKETBALL**.

#	IT	College	FICE	Cohort	Transfers		Bacc.		Adv. Cert.		Assoc.		Tech. Cert.		Cert. Prof.		Graduates		Retained		Success	
					#	%	#	%	#	%	#	%	#	%	#	%	#	%	#	%	#	%
1	2	NAC	012261	10		50.0						20.0						20.0		10.0		30.0
2-Year Colleges				10		50.0					20.0						20.0		10.0		30.0	

NOTES: When a student received more than one award, only the highest award was counted.

TIME PERIOD CONSIDERATIONS:

1. CP Graduates are counted from these graduation dates = '092005', '102005', '112005', '122005', '012006', '022006', '032006', '042006', '052006', so this is essentially though the Spring t
2. TC Graduates include 1 full academic year plus these graduation dates = '072006','082006', '092006', '102006', '112006', '122006', so this is through the next Fall term.
3. Associate Graduates include 3 full academic years plus these graduation dates = '072008', '082008', so this includes the next 2 months of July and August.
4. AC Graduates include 4 full academic years plus these graduation dates = '072009', '082009', '092009', '102009', '112009', '122009', so this is through the next Fall term.
5. Baccalaureate Graduates include 6 full academic years plus these graduation dates = '072011', '082011', so this includes the next 2 months of July and August.
6. Counts of less than 10 are not shown due to FERPA.

Cohort Year selected = **2007** and Time Period Covered = AFTER THREE (3) YEARS (from AY2007 thru AY2009) for Two-Year Colleges and Sport = **WOMEN'S BASKETBALL.**

#	IT	College	FICE	Cohort	Transfers		Bacc.		Adv. Cert.		Assoc.		Tech. Cert.		Cert. Prof.		Graduates		Retained		Success	
					#	%	#	%	#	%	#	%	#	%	#	%	#	%	#	%	#	%
1	2	NAC	012261			16.7						83.3						83.3				83.3
2-Year Colleges						16.7						83.3						83.3				83.3

NOTES: When a student received more than one award, only the highest award was counted.

TIME PERIOD CONSIDERATIONS:

1. CP Graduates are counted from these graduation dates = '092006', '102006', '112006', '122006', '012007', '022007', '032007', '042007', '052007', so this is essentially though the Spring t
2. TC Graduates include 1 full academic year plus these graduation dates = '072007','082007', '092007', '102007', '112007', '122007', so this is through the next Fall term.
3. Associate Graduates include 3 full academic years plus these graduation dates = '072009', '082009', so this includes the next 2 months of July and August.
4. AC Graduates include 4 full academic years plus these graduation dates = '072010', '082010', '092010', '102010', '112010', '122010', so this is through the next Fall term.
5. Baccalaureate Graduates include 6 full academic years plus these graduation dates = '072012', '082012', so this includes the next 2 months of July and August.
6. Counts of less than 10 are not shown due to FERPA.

Cohort Year selected = **2008** and Time Period Covered = AFTER THREE (3) YEARS (from AY2008 thru AY2010) for Two-Year Colleges and Sport = **WOMEN'S BASKETBALL.**

#	IT	College	FICE	Cohort	Transfers		Bacc.		Adv. Cert.		Assoc.		Tech. Cert.		Cert. Prof.		Graduates		Retained		Success	
					#	%	#	%	#	%	#	%	#	%	#	%	#	%	#	%	#	%
1	2	NAC	012261	10		30.0						30.0						30.0				30.0
2-Year Colleges				10		30.0						30.0						30.0				30.0

NOTES: When a student received more than one award, only the highest award was counted.

TIME PERIOD CONSIDERATIONS:

1. CP Graduates are counted from these graduation dates = '092007', '102007', '112007', '122007', '012008', '022008', '032008', '042008', '052008', so this is essentially though the Spring t
2. TC Graduates include 1 full academic year plus these graduation dates = '072008','082008', '092008', '102008', '112008', '122008', so this is through the next Fall term.
3. Associate Graduates include 3 full academic years plus these graduation dates = '072010', '082010', so this includes the next 2 months of July and August.
4. AC Graduates include 4 full academic years plus these graduation dates = '072011', '082011', '092011', '102011', '112011', '122011', so this is through the next Fall term.
5. Baccalaureate Graduates include 6 full academic years plus these graduation dates = '072013', '082013', so this includes the next 2 months of July and August.
6. Counts of less than 10 are not shown due to FERPA.

Cohort Year selected = **2009** and Time Period Covered = AFTER THREE (3) YEARS (from AY2009 thru AY2011) for Two-Year Colleges and Sport = **WOMEN'S BASKETBALL.**

#	IT	College	FICE	Cohort	Transfers		Bacc.		Adv. Cert.		Assoc.		Tech. Cert.		Cert. Prof.		Graduates		Retained		Success	
					#	%	#	%	#	%	#	%	#	%	#	%	#	%	#	%	#	%
No students in the cohort																						
2-Year Colleges																						

NOTES: When a student received more than one award, only the highest award was counted.

TIME PERIOD CONSIDERATIONS:

1. CP Graduates are counted from these graduation dates = '092008', '102008', '112008', '122008', '012009', '022009', '032009', '042009', '052009', so this is essentially though the Spring t
2. TC Graduates include 1 full academic year plus these graduation dates = '072009','082009', '092009', '102009', '112009', '122009', so this is through the next Fall term.
3. Associate Graduates include 3 full academic years plus these graduation dates = '072011', '082011', so this includes the next 2 months of July and August.
4. AC Graduates include 4 full academic years plus these graduation dates = '072012', '082012', '092012', '102012', '112012', '122012', so this is through the next Fall term.
5. Baccalaureate Graduates include 6 full academic years plus these graduation dates = '072014', '082014', so this includes the next 2 months of July and August.
6. Counts of less than 10 are not shown due to FERPA.

Cohort Year selected = **2010** and Time Period Covered = AFTER THREE (3) YEARS (from AY2010 thru AY2012) for Two-Year Colleges and Sport = **WOMEN'S BASKETBALL.**

#	IT	College	FICE	Cohort	Transfers		Bacc.		Adv. Cert.		Assoc.		Tech. Cert.		Cert. Prof.		Graduates		Retained		Success	
					#	%	#	%	#	%	#	%	#	%	#	%	#	%	#	%	#	%
No students in the cohort																						
2-Year Colleges																						

NOTES: When a student received more than one award, only the highest award was counted.

TIME PERIOD CONSIDERATIONS:

1. CP Graduates are counted from these graduation dates = '092009', '102009', '112009', '122009', '012010', '022010', '032010', '042010', '052010', so this is essentially through the Spring term.
2. TC Graduates include 1 full academic year plus these graduation dates = '072010', '082010', '092010', '102010', '112010', '122010', so this is through the next Fall term.
3. Associate Graduates include 3 full academic years plus these graduation dates = '072012', '082012', so this includes the next 2 months of July and August.
4. AC Graduates include 4 full academic years plus these graduation dates = '072013', '082013', '092013', '102013', '112013', '122013', so this is through the next Fall term.
5. Baccalaureate Graduates include 6 full academic years plus these graduation dates = '072015', '082015', so this includes the next 2 months of July and August.
6. Counts of less than 10 are not shown due to FERPA.

Athletic Graduation Rate by Sport: 2-Year Colleges - Baseball

Cohort Year selected = **2006** and Time Period Covered = AFTER THREE (3) YEARS (from AY2006 thru AY2008) for Two-Year Colleges and Sport = **BASEBALL.**

#	IT	College	FICE	Cohort	Transfers		Bacc.		Adv. Cert.		Assoc.		Tech. Cert.		Cert. Prof.		Graduates		Retained		Success	
					#	%	#	%	#	%	#	%	#	%	#	%	#	%	#	%	#	%
1	2	NAC	012261	28	11	39.3																10.7
2-Year Colleges				28	11	39.3																10.7

NOTES: When a student received more than one award, only the highest award was counted.

TIME PERIOD CONSIDERATIONS:

1. CP Graduates are counted from these graduation dates = '092005', '102005', '112005', '122005', '012006', '022006', '032006', '042006', '052006', so this is essentially through the Spring term.
2. TC Graduates include 1 full academic year plus these graduation dates = '072006', '082006', '092006', '102006', '112006', '122006', so this is through the next Fall term.
3. Associate Graduates include 3 full academic years plus these graduation dates = '072008', '082008', so this includes the next 2 months of July and August.
4. AC Graduates include 4 full academic years plus these graduation dates = '072009', '082009', '092009', '102009', '112009', '122009', so this is through the next Fall term.
5. Baccalaureate Graduates include 6 full academic years plus these graduation dates = '072011', '082011', so this includes the next 2 months of July and August.
6. Counts of less than 10 are not shown due to FERPA.

Cohort Year selected = **2007** and Time Period Covered = AFTER THREE (3) YEARS (from AY2007 thru AY2009) for Two-Year Colleges and Sport = **BASEBALL.**

#	IT	College	FICE	Cohort	Transfers		Bacc.		Adv. Cert.		Assoc.		Tech. Cert.		Cert. Prof.		Graduates		Retained		Success	
					#	%	#	%	#	%	#	%	#	%	#	%	#	%	#	%	#	%
No students in the cohort																						
2-Year Colleges																						

NOTES: When a student received more than one award, only the highest award was counted.

TIME PERIOD CONSIDERATIONS:

1. CP Graduates are counted from these graduation dates = '092006', '102006', '112006', '122006', '012007', '022007', '032007', '042007', '052007', so this is essentially through the Spring term.
2. TC Graduates include 1 full academic year plus these graduation dates = '072007', '082007', '092007', '102007', '112007', '122007', so this is through the next Fall term.
3. Associate Graduates include 3 full academic years plus these graduation dates = '072009', '082009', so this includes the next 2 months of July and August.
4. AC Graduates include 4 full academic years plus these graduation dates = '072010', '082010', '092010', '102010', '112010', '122010', so this is through the next Fall term.
5. Baccalaureate Graduates include 6 full academic years plus these graduation dates = '072012', '082012', so this includes the next 2 months of July and August.
6. Counts of less than 10 are not shown due to FERPA.

Cohort Year selected = **2008** and Time Period Covered = AFTER THREE (3) YEARS (from AY2008 thru AY2010) for Two-Year Colleges and Sport = **BASEBALL**.

#	IT	College	FICE	Cohort	Transfers		Bacc.		Adv. Cert.		Assoc.		Tech. Cert.		Cert. Prof.		Graduates		Retained		Success	
					#	%	#	%	#	%	#	%	#	%	#	%	#	%	#	%	#	%
1	2	NAC	012261	27	11	40.7																
2-Year Colleges				27	11	40.7																

NOTES: When a student received more than one award, only the highest award was counted.

TIME PERIOD CONSIDERATIONS:

1. CP Graduates are counted from these graduation dates = '092007', '102007', '112007', '122007', '012008', '022008', '032008', '042008', '052008', so this is essentially though the Spring to
2. TC Graduates include 1 full academic year plus these graduation dates = '072008','082008', '092008', '102008', '112008', '122008', so this is through the next Fall term.
3. Associate Graduates include 3 full academic years plus these graduation dates = '072010', '082010', so this includes the next 2 months of July and August.
4. AC Graduates include 4 full academic years plus these graduation dates = '072011', '082011', '092011', '102011', '112011', '122011', so this is through the next Fall term.
5. Baccalaureate Graduates include 6 full academic years plus these graduation dates = '072013', '082013', so this includes the next 2 months of July and August.
6. Counts of less than 10 are not shown due to FERPA.

Cohort Year selected = **2009** and Time Period Covered = AFTER THREE (3) YEARS (from AY2009 thru AY2011) for Two-Year Colleges and Sport = **BASEBALL**.

#	IT	College	FICE	Cohort	Transfers		Bacc.		Adv. Cert.		Assoc.		Tech. Cert.		Cert. Prof.		Graduates		Retained		Success	
					#	%	#	%	#	%	#	%	#	%	#	%	#	%	#	%	#	%
No students in the cohort																						
2-Year Colleges																						

NOTES: When a student received more than one award, only the highest award was counted.

TIME PERIOD CONSIDERATIONS:

1. CP Graduates are counted from these graduation dates = '092008', '102008', '112008', '122008', '012009', '022009', '032009', '042009', '052009', so this is essentially though the Spring to
2. TC Graduates include 1 full academic year plus these graduation dates = '072009','082009', '092009', '102009', '112009', '122009', so this is through the next Fall term.
3. Associate Graduates include 3 full academic years plus these graduation dates = '072011', '082011', so this includes the next 2 months of July and August.
4. AC Graduates include 4 full academic years plus these graduation dates = '072012', '082012', '092012', '102012', '112012', '122012', so this is through the next Fall term.
5. Baccalaureate Graduates include 6 full academic years plus these graduation dates = '072014', '082014', so this includes the next 2 months of July and August.
6. Counts of less than 10 are not shown due to FERPA.

Cohort Year selected = **2010** and Time Period Covered = AFTER THREE (3) YEARS (from AY2010 thru AY2012) for Two-Year Colleges and Sport = **BASEBALL**.

#	IT	College	FICE	Cohort	Transfers		Bacc.		Adv. Cert.		Assoc.		Tech. Cert.		Cert. Prof.		Graduates		Retained		Success	
					#	%	#	%	#	%	#	%	#	%	#	%	#	%	#	%	#	%
No students in the cohort																						
2-Year Colleges																						

NOTES: When a student received more than one award, only the highest award was counted.

TIME PERIOD CONSIDERATIONS:

1. CP Graduates are counted from these graduation dates = '092009', '102009', '112009', '122009', '012010', '022010', '032010', '042010', '052010', so this is essentially though the Spring to
2. TC Graduates include 1 full academic year plus these graduation dates = '072010','082010', '092010', '102010', '112010', '122010', so this is through the next Fall term.
3. Associate Graduates include 3 full academic years plus these graduation dates = '072012', '082012', so this includes the next 2 months of July and August.
4. AC Graduates include 4 full academic years plus these graduation dates = '072013', '082013', '092013', '102013', '112013', '122013', so this is through the next Fall term.
5. Baccalaureate Graduates include 6 full academic years plus these graduation dates = '072015', '082015', so this includes the next 2 months of July and August.
6. Counts of less than 10 are not shown due to FERPA.

Athletic Graduation Rate by Sport: 2-Year Colleges - All Other Sports

Cohort Year selected = **2006** and Time Period Covered = AFTER THREE (3) YEARS (from AY2006 thru AY2008) for Two-Year Colleges and Sport = **ALL OTHER SPORTS**.

#	IT	College	FICE	Cohort	Transfers		Bacc.		Adv. Cert.		Assoc.		Tech. Cert.		Cert. Prof.		Graduates		Retained		Success	
					#	%	#	%	#	%	#	%	#	%	#	%	#	%	#	%	#	%
1	2	NAC	012261			33.3					16.7							16.7		16.7		33.3
2	2	UACCM	005245			50.0																
2-Year Colleges						37.5					12.5							12.5		12.5		25.0

NOTES: When a student received more than one award, only the highest award was counted.

TIME PERIOD CONSIDERATIONS:

1. CP Graduates are counted from these graduation dates = '092005', '102005', '112005', '122005', '012006', '022006', '032006', '042006', '052006', so this is essentially though the Spring t
2. TC Graduates include 1 full academic year plus these graduation dates = '072006','082006', '092006', '102006', '112006', '122006', so this is through the next Fall term.
3. Associate Graduates include 3 full academic years plus these graduation dates = '072008', '082008', so this includes the next 2 months of July and August.
4. AC Graduates include 4 full academic years plus these graduation dates = '072009', '082009', '092009', '102009', '112009', '122009', so this is through the next Fall term.
5. Baccalaureate Graduates include 6 full academic years plus these graduation dates = '072011', '082011', so this includes the next 2 months of July and August.
6. Counts of less than 10 are not shown due to FERPA.

Cohort Year selected = **2007** and Time Period Covered = AFTER THREE (3) YEARS (from AY2007 thru AY2009) for Two-Year Colleges and Sport = **ALL OTHER SPORTS**.

#	IT	College	FICE	Cohort	Transfers		Bacc.		Adv. Cert.		Assoc.		Tech. Cert.		Cert. Prof.		Graduates		Retained		Success	
					#	%	#	%	#	%	#	%	#	%	#	%	#	%	#	%	#	%
1	2	NAC	012261	32	13	40.6					25.0							25.0				28.1
2	2	UACCM	005245								25.0							25.0				25.0
2-Year Colleges				36	13	36.1					25.0							25.0				10

NOTES: When a student received more than one award, only the highest award was counted.

TIME PERIOD CONSIDERATIONS:

1. CP Graduates are counted from these graduation dates = '092006', '102006', '112006', '122006', '012007', '022007', '032007', '042007', '052007', so this is essentially though the Spring t
2. TC Graduates include 1 full academic year plus these graduation dates = '072007','082007', '092007', '102007', '112007', '122007', so this is through the next Fall term.
3. Associate Graduates include 3 full academic years plus these graduation dates = '072009', '082009', so this includes the next 2 months of July and August.
4. AC Graduates include 4 full academic years plus these graduation dates = '072010', '082010', '092010', '102010', '112010', '122010', so this is through the next Fall term.
5. Baccalaureate Graduates include 6 full academic years plus these graduation dates = '072012', '082012', so this includes the next 2 months of July and August.
6. Counts of less than 10 are not shown due to FERPA.

Cohort Year selected = **2008** and Time Period Covered = AFTER THREE (3) YEARS (from AY2008 thru AY2010) for Two-Year Colleges and Sport = **ALL OTHER SPORTS**.

#	IT	College	FICE	Cohort	Transfers		Bacc.		Adv. Cert.		Assoc.		Tech. Cert.		Cert. Prof.		Graduates		Retained		Success	
					#	%	#	%	#	%	#	%	#	%	#	%	#	%	#	%	#	%
1	2	NAC	012261								66.7							66.7				66.7
2-Year Colleges											66.7							66.7				66.7

NOTES: When a student received more than one award, only the highest award was counted.

TIME PERIOD CONSIDERATIONS:

1. CP Graduates are counted from these graduation dates = '092007', '102007', '112007', '122007', '012008', '022008', '032008', '042008', '052008', so this is essentially though the Spring t
2. TC Graduates include 1 full academic year plus these graduation dates = '072008','082008', '092008', '102008', '112008', '122008', so this is through the next Fall term.
3. Associate Graduates include 3 full academic years plus these graduation dates = '072010', '082010', so this includes the next 2 months of July and August.
4. AC Graduates include 4 full academic years plus these graduation dates = '072011', '082011', '092011', '102011', '112011', '122011', so this is through the next Fall term.
5. Baccalaureate Graduates include 6 full academic years plus these graduation dates = '072013', '082013', so this includes the next 2 months of July and August.
6. Counts of less than 10 are not shown due to FERPA.

Cohort Year selected = **2009** and Time Period Covered = AFTER THREE (3) YEARS (from AY2009 thru AY2011) for Two-Year Colleges and Sport = **ALL OTHER SPORTS.**

#	IT	College	FICE	Cohort	Transfers		Bacc.		Adv. Cert.		Assoc.		Tech. Cert.		Cert. Prof.		Graduates		Retained		Success	
					#	%	#	%	#	%	#	%	#	%	#	%	#	%	#	%	#	%
No students in the cohort																						
2-Year Colleges																						

NOTES: When a student received more than one award, only the highest award was counted.

TIME PERIOD CONSIDERATIONS:

1. CP Graduates are counted from these graduation dates = '092008', '102008', '112008', '122008', '012009', '022009', '032009', '042009', '052009', so this is essentially through the Spring term.
2. TC Graduates include 1 full academic year plus these graduation dates = '072009', '082009', '092009', '102009', '112009', '122009', so this is through the next Fall term.
3. Associate Graduates include 3 full academic years plus these graduation dates = '072011', '082011', so this includes the next 2 months of July and August.
4. AC Graduates include 4 full academic years plus these graduation dates = '072012', '082012', '092012', '102012', '112012', '122012', so this is through the next Fall term.
5. Baccalaureate Graduates include 6 full academic years plus these graduation dates = '072014', '082014', so this includes the next 2 months of July and August.
6. Counts of less than 10 are not shown due to FERPA.

Cohort Year selected = **2010** and Time Period Covered = AFTER THREE (3) YEARS (from AY2010 thru AY2012) for Two-Year Colleges and Sport = **ALL OTHER SPORTS.**

#	IT	College	FICE	Cohort	Transfers		Bacc.		Adv. Cert.		Assoc.		Tech. Cert.		Cert. Prof.		Graduates		Retained		Success	
					#	%	#	%	#	%	#	%	#	%	#	%	#	%	#	%	#	%
No students in the cohort																						
2-Year Colleges																						

NOTES: When a student received more than one award, only the highest award was counted.

TIME PERIOD CONSIDERATIONS:

1. CP Graduates are counted from these graduation dates = '092009', '102009', '112009', '122009', '012010', '022010', '032010', '042010', '052010', so this is essentially through the Spring term.
2. TC Graduates include 1 full academic year plus these graduation dates = '072010', '082010', '092010', '102010', '112010', '122010', so this is through the next Fall term.
3. Associate Graduates include 3 full academic years plus these graduation dates = '072012', '082012', so this includes the next 2 months of July and August.
4. AC Graduates include 4 full academic years plus these graduation dates = '072013', '082013', '092013', '102013', '112013', '122013', so this is through the next Fall term.
5. Baccalaureate Graduates include 6 full academic years plus these graduation dates = '072015', '082015', so this includes the next 2 months of July and August.
6. Counts of less than 10 are not shown due to FERPA.

ADHE Graduation Rate for Remediated Student Athletes: 4-Year Universities

Cohort Year selected = **2003** and Time Period Covered = AFTER SIX (6) YEARS (from AY2003 thru AY2008) for Four-Year Universities

#	IT	College	FICE	Cohort	Transfers		Bacc.		Adv. Cert.		Assoc.		Tech. Cert.		Cert. Prof.		Graduates		Retained		Success	
					#	%	#	%	#	%	#	%	#	%	#	%	#	%	#	%	#	%
1	1	ASUJ	001090	30		16.7	11	36.7		-		-		-		-	11	36.7		-	16	53.3
2	1	ATU	001089	43	11	25.6	13	30.2		-		-		-		-	13	30.2		4.7	26	60.5
3	1	HSU	001098	36		5.6		25.0		-		-		-		-		25.0		11.1	15	41.7
4	1	SAUM	001107	39		15.4		7.7		-		-		-		-		7.7		2.6	10	25.6
5	1	UAF	001108	38		21.1	12	31.6		-		-		-		-	12	31.6		13.2	25	65.8
6	1	UAFS	001110	29		27.6		-		-	11	37.9		-		-	11	37.9		3.4	20	69.0
7	1	UALR	001101	27		14.8	10	37.0		-		-		-		-	10	37.0		14.8	18	66.7
8	1	UAM	001085	41	10	24.4		17.1		-		-		-		-		17.1		2.4	18	43.9
9	1	UAPB	001086	32		6.3	15	46.9		-		-		-		-	15	46.9		-	17	53.1
10	1	UCA	001092	29		20.7	11	37.9		-		-		-		-	11	37.9		-	17	58.6
4-Year Universities				344	62	18.0	91	26.5		-	11	3.2		-		-	102	29.7	18	5.2	182	52.9

NOTES: When a student received more than one award, only the highest award was counted.

TIME PERIOD CONSIDERATIONS:

1. CP Graduates are counted from these graduation dates = '092002', '102002', '112002', '122002', '012003', '022003', '032003', '042003', '052003', so this is essentially though the Spring
2. TC Graduates include 1 full academic year plus these graduation dates = '072003', '082003', '092003', '102003', '112003', '122003', so this is through the next Fall term.
3. Associate Graduates include 3 full academic years plus these graduation dates = '072005', '082005', so this includes the next 2 months of July and August.
4. AC Graduates include 4 full academic years plus these graduation dates = '072006', '082006', '092006', '102006', '112006', '122006', so this is through the next Fall term.
5. Baccalaureate Graduates include 6 full academic years plus these graduation dates = '072008', '082008', so this includes the next 2 months of July and August.
6. Counts of less than 10 are not shown due to FERPA.

Cohort Year selected = **2004** and Time Period Covered = AFTER SIX (6) YEARS (from AY2004 thru AY2009) for Four-Year Universities

#	IT	College	FICE	Cohort	Transfers		Bacc.		Adv. Cert.		Assoc.		Tech. Cert.		Cert. Prof.		Graduates		Retained		Success	
					#	%	#	%	#	%	#	%	#	%	#	%	#	%	#	%	#	%
1	1	ASUJ	001090	34		11.8	20	58.8		-		-		-		-	20	58.8		2.9	25	73.5
2	1	ATU	001089	49	14	28.6	16	32.7		-		-		-		-	16	32.7		4.1	32	65.3
3	1	HSU	001098	40		10.0	12	30.0		-		-		-		-	12	30.0		5.0	18	45.0
4	1	SAUM	001107	34		5.9	12	35.3		-		-		-		-	12	35.3		2.9	15	44.1
5	1	UAF	001108	35		14.3	11	31.4		-		-		-		-	11	31.4		5.7	18	51.4
6	1	UAFS	001110	14		35.7		-		-	28.6			-		-		28.6		-		64.3
7	1	UALR	001101	21		19.0		28.6		-		-		-		-		28.6		4.8	11	52.4
8	1	UAM	001085	35	10	28.6		8.6		-		-		-		-		8.6		-	13	37.1
9	1	UAPB	001086	33		9.1	11	33.3		-		-		-		-	11	33.3		6.1	16	48.5
10	1	UCA	001092	34		26.5	11	32.4		-		-		-		-	11	32.4		8.8	23	67.6
4-Year Universities				329	60	18.2	102	31.0		-	1.2		-		-	-	106	32.2	14	4.3	180	54.7

NOTES: When a student received more than one award, only the highest award was counted.

TIME PERIOD CONSIDERATIONS:

1. CP Graduates are counted from these graduation dates = '092003', '102003', '112003', '122003', '012004', '022004', '032004', '042004', '052004', so this is essentially though the Spring
2. TC Graduates include 1 full academic year plus these graduation dates = '072004', '082004', '092004', '102004', '112004', '122004', so this is through the next Fall term.
3. Associate Graduates include 3 full academic years plus these graduation dates = '072006', '082006', so this includes the next 2 months of July and August.
4. AC Graduates include 4 full academic years plus these graduation dates = '072007', '082007', '092007', '102007', '112007', '122007', so this is through the next Fall term.
5. Baccalaureate Graduates include 6 full academic years plus these graduation dates = '072009', '082009', so this includes the next 2 months of July and August.
6. Counts of less than 10 are not shown due to FERPA.

Cohort Year selected = **2005** and Time Period Covered = AFTER SIX (6) YEARS (from AY2005 thru AY2010) for Four-Year Universities

#	IT	College	FICE	Cohort	Transfers		Bacc.		Adv. Cert.		Assoc.		Tech. Cert.		Cert. Prof.		Graduates		Retained		Success	
					#	%	#	%	#	%	#	%	#	%	#	%	#	%	#	%	#	%
1	1	ASUJ	001090	44		11.4	13	29.5		-		-		-		-	13	29.5		-	18	40.9
2	1	ATU	001089	39	14	35.9	13	33.3		-		-		-		-	13	33.3		2.6	28	71.8
3	1	HSU	001098	42		16.7		11.9		-		-		-		-	11.9		4.8	14	33.3	
4	1	SAUM	001107	56		7.1	12	21.4		-		-		-		-	12	21.4		-	16	28.6
5	1	UAF	001108	49		6.1	16	32.7		-		-		-		-	16	32.7		4.1	21	42.9
6	1	UAFS	001110	19		10.5		5.3		-	47.4		-		-	-	10	52.6		-	12	63.2
7	1	UALR	001101	19		5.3	11	57.9		-		-		-		-	11	57.9		-	12	63.2
8	1	UAM	001085			40.0		-		-		-		-		-				-		40.0
9	1	UAPB	001086	31		6.5	12	38.7		-		-		-		-	12	38.7		3.2	15	48.4
10	1	UCA	001092	28		7.1		21.4		-		-		-		-	21.4		7.1	10	35.7	
4-Year Universities				332	42	12.7	89	26.8		-	2.7		-		-	-	98	29.5		2.4	148	44.6

NOTES: When a student received more than one award, only the highest award was counted.

TIME PERIOD CONSIDERATIONS:

1. CP Graduates are counted from these graduation dates = '092004', '102004', '112004', '122004', '012005', '022005', '032005', '042005', '052005', so this is essentially through the Spring
2. TC Graduates include 1 full academic year plus these graduation dates = '072005', '082005', '092005', '102005', '112005', '122005', so this is through the next Fall term.
3. Associate Graduates include 3 full academic years plus these graduation dates = '072007', '082007', so this includes the next 2 months of July and August.
4. AC Graduates include 4 full academic years plus these graduation dates = '072008', '082008', '092008', '102008', '112008', '122008', so this is through the next Fall term.
5. Baccalaureate Graduates include 6 full academic years plus these graduation dates = '072010', '082010', so this includes the next 2 months of July and August.
6. Counts of less than 10 are not shown due to FERPA.

Cohort Year selected = **2006** and Time Period Covered = AFTER SIX (6) YEARS (from AY2006 thru AY2011) for Four-Year Universities

#	IT	College	FICE	Cohort	Transfers		Bacc.		Adv. Cert.		Assoc.		Tech. Cert.		Cert. Prof.		Graduates		Retained		Success	
					#	%	#	%	#	%	#	%	#	%	#	%	#	%	#	%	#	%
1	1	ASUJ	001090	48		8.3	17	35.4		-		-		-		-	17	35.4		4.2	23	47.9
2	1	ATU	001089	41		17.1	20	48.8		-		-		-		-	20	48.8		-	27	65.9
3	1	HSU	001098	39	10	25.6	12	30.8		-		-		-		-	12	30.8		5.1	24	61.5
4	1	SAUM	001107	21		14.3		4.8		-		-		-		-	4.8		9.5			28.6
5	1	UAF	001108	44		11.4	14	31.8		-		-		-		-	14	31.8		4.5	21	47.7
6	1	UAFS	001110	16		43.8		6.3		-	12.5		-		-	-	18.8		-		10	62.5
7	1	UALR	001101	18		11.1		27.8		-		-		-		-	27.8		5.6			44.4
8	1	UAM	001085	31		16.1	12	38.7		-	3.2		-		-	-	13	41.9		-	18	58.1
9	1	UAPB	001086	38		21.1	16	42.1		-		-		-		-	16	42.1		2.6	25	65.8
10	1	UCA	001092	40		15.0	15	37.5		-		-		-		-	15	37.5		2.5	22	55.0
4-Year Universities				336	57	17.0	113	33.6		-	0.9		-		-	-	116	34.5	11	3.3	184	54.8

NOTES: When a student received more than one award, only the highest award was counted.

TIME PERIOD CONSIDERATIONS:

1. CP Graduates are counted from these graduation dates = '092005', '102005', '112005', '122005', '012006', '022006', '032006', '042006', '052006', so this is essentially through the Spring
2. TC Graduates include 1 full academic year plus these graduation dates = '072006', '082006', '092006', '102006', '112006', '122006', so this is through the next Fall term.
3. Associate Graduates include 3 full academic years plus these graduation dates = '072008', '082008', so this includes the next 2 months of July and August.
4. AC Graduates include 4 full academic years plus these graduation dates = '072009', '082009', '092009', '102009', '112009', '122009', so this is through the next Fall term.
5. Baccalaureate Graduates include 6 full academic years plus these graduation dates = '072011', '082011', so this includes the next 2 months of July and August.
6. Counts of less than 10 are not shown due to FERPA.

Cohort Year selected = **2007** and Time Period Covered = **AFTER SIX (6) YEARS** (from AY2007 thru AY2012) for Four-Year Universities

#	IT	College	FICE	Cohort	Transfers		Bacc.		Adv. Cert.		Assoc.		Tech. Cert.		Cert. Prof.		Graduates		Retained		Success		
					#	%	#	%	#	%	#	%	#	%	#	%	#	%	#	%	#	%	
1	1	ASUJ	001090	54		9.3	16	29.6									16	29.6		7.4	25	46.3	
2	1	ATU	001089	41	13	31.7	12	29.3									12	29.3		4.9	27	65.9	
3	1	HSU	001098	36		19.4		13.9										13.9		2.8	13	36.1	
4	1	SAUM	001107	27		22.2		25.9										25.9		7.4	15	55.6	
5	1	UAF	001108	41		14.6	15	36.6									15	36.6		4.9	23	56.1	
6	1	UAFS	001110	24		4.2		8.3			20.8							29.2		12.5	11	45.8	
7	1	UALR	001101	10		20.0		40.0										40.0		-		60.0	
8	1	UAM	001085	28		14.3		10.7										10.7		10.7	10	35.7	
9	1	UAPB	001086	38		13.2	16	42.1										16	42.1		5.3	23	60.5
10	1	UCA	001092	50		16.0	19	38.0										19	38.0		-	27	54.0
4-Year Universities				349	57	16.3	99	28.4			1.4						104	29.8	19	5.4	180	51.6	

NOTES: When a student received more than one award, only the highest award was counted.

TIME PERIOD CONSIDERATIONS:

1. CP Graduates are counted from these graduation dates = '092006', '102006', '112006', '122006', '012007', '022007', '032007', '042007', '052007', so this is essentially through the Spring term.
2. TC Graduates include 1 full academic year plus these graduation dates = '072007', '082007', '092007', '102007', '112007', '122007', so this is through the next Fall term.
3. Associate Graduates include 3 full academic years plus these graduation dates = '072009', '082009', so this includes the next 2 months of July and August.
4. AC Graduates include 4 full academic years plus these graduation dates = '072010', '082010', '092010', '102010', '112010', '122010', so this is through the next Fall term.
5. Baccalaureate Graduates include 6 full academic years plus these graduation dates = '072012', '082012', so this includes the next 2 months of July and August.
6. Counts of less than 10 are not shown due to FERPA.

ADHE Graduation Rate for Remediated Student Athletes: 2-Year Colleges

Cohort Year selected = **2006** and Time Period Covered = **AFTER THREE (3) YEARS** (from AY2006 thru AY2008) for Two-Year Colleges

#	IT	College	FICE	Cohort	Transfers		Bacc.		Adv. Cert.		Assoc.		Tech. Cert.		Cert. Prof.		Graduates		Retained		Success	
					#	%	#	%	#	%	#	%	#	%	#	%	#	%	#	%		
1	2	NAC	012261	42	17	40.5		-			9.5						9.5		7.1	24	57.1	
2	2	UACCM	005245			50.0		-			-						-		-		50.0	
2-Year Colleges				44	18	40.9		-			9.1						9.1		6.8	25	56.8	

NOTES: When a student received more than one award, only the highest award was counted.

TIME PERIOD CONSIDERATIONS:

1. CP Graduates are counted from these graduation dates = '092005', '102005', '112005', '122005', '012006', '022006', '032006', '042006', '052006', so this is essentially through the Spring term.
2. TC Graduates include 1 full academic year plus these graduation dates = '072006', '082006', '092006', '102006', '112006', '122006', so this is through the next Fall term.
3. Associate Graduates include 3 full academic years plus these graduation dates = '072008', '082008', so this includes the next 2 months of July and August.
4. AC Graduates include 4 full academic years plus these graduation dates = '072009', '082009', '092009', '102009', '112009', '122009', so this is through the next Fall term.
5. Baccalaureate Graduates include 6 full academic years plus these graduation dates = '072011', '082011', so this includes the next 2 months of July and August.
6. Counts of less than 10 are not shown due to FERPA.

Cohort Year selected = **2007** and Time Period Covered = **AFTER THREE (3) YEARS** (from AY2007 thru AY2009) for Two-Year Colleges

#	IT	College	FICE	Cohort	Transfers		Bacc.		Adv. Cert.		Assoc.		Tech. Cert.		Cert. Prof.		Graduates		Retained		Success	
					#	%	#	%	#	%	#	%	#	%	#	%	#	%	#	%		
1	2	NAC	012261	27	10	37.0		-			14.8						14.8		7.4	16	59.3	
2	2	UACCM	005245			-		-			25.0						25.0		-		25.0	
2-Year Colleges				31	10	32.3		-			16.1						16.1		6.5	17	54.8	

NOTES: When a student received more than one award, only the highest award was counted.

TIME PERIOD CONSIDERATIONS:

1. CP Graduates are counted from these graduation dates = '092006', '102006', '112006', '122006', '012007', '022007', '032007', '042007', '052007', so this is essentially through the Spring term.
2. TC Graduates include 1 full academic year plus these graduation dates = '072007', '082007', '092007', '102007', '112007', '122007', so this is through the next Fall term.
3. Associate Graduates include 3 full academic years plus these graduation dates = '072009', '082009', so this includes the next 2 months of July and August.
4. AC Graduates include 4 full academic years plus these graduation dates = '072010', '082010', '092010', '102010', '112010', '122010', so this is through the next Fall term.
5. Baccalaureate Graduates include 6 full academic years plus these graduation dates = '072012', '082012', so this includes the next 2 months of July and August.
6. Counts of less than 10 are not shown due to FERPA.

Cohort Year selected = **2008** and Time Period Covered = AFTER THREE (3) YEARS (from AY2008 thru AY2010) for Two-Year Colleges

#	IT	College	FICE	Cohort	Transfers		Bacc.		Adv. Cert.		Assoc.		Tech. Cert.		Cert. Prof.		Graduates		Retained		Success	
					#	%	#	%	#	%	#	%	#	%	#	%	#	%	#	%	#	%
1	2	NAC	012261	39	10	25.6		-		-		5.1		-		-		5.1		10.3	16	41.0
2-Year Colleges				39	10	25.6		-		-		5.1		-		-		5.1		10.3	16	41.0

NOTES: When a student received more than one award, only the highest award was counted.

TIME PERIOD CONSIDERATIONS:

1. CP Graduates are counted from these graduation dates = '092007', '102007', '112007', '122007', '012008', '022008', '032008', '042008', '052008', so this is essentially through the Spring
2. TC Graduates include 1 full academic year plus these graduation dates = '072008', '082008', '092008', '102008', '112008', '122008', so this is through the next Fall term.
3. Associate Graduates include 3 full academic years plus these graduation dates = '072010', '082010', so this includes the next 2 months of July and August.
4. AC Graduates include 4 full academic years plus these graduation dates = '072011', '082011', '092011', '102011', '112011', '122011', so this is through the next Fall term.
5. Baccalaureate Graduates include 6 full academic years plus these graduation dates = '072013', '082013', so this includes the next 2 months of July and August.
6. Counts of less than 10 are not shown due to FERPA.

Cohort Year selected = **2009** and Time Period Covered = AFTER THREE (3) YEARS (from AY2009 thru AY2011) for Two-Year Colleges

#	IT	College	FICE	Cohort	Transfers		Bacc.		Adv. Cert.		Assoc.		Tech. Cert.		Cert. Prof.		Graduates		Retained		Success	
					#	%	#	%	#	%	#	%	#	%	#	%	#	%	#	%	#	%
No students in the cohort																						
2-Year Colleges																						

NOTES: When a student received more than one award, only the highest award was counted.

TIME PERIOD CONSIDERATIONS:

1. CP Graduates are counted from these graduation dates = '092008', '102008', '112008', '122008', '012009', '022009', '032009', '042009', '052009', so this is essentially through the Spring
2. TC Graduates include 1 full academic year plus these graduation dates = '072009', '082009', '092009', '102009', '112009', '122009', so this is through the next Fall term.
3. Associate Graduates include 3 full academic years plus these graduation dates = '072011', '082011', so this includes the next 2 months of July and August.
4. AC Graduates include 4 full academic years plus these graduation dates = '072012', '082012', '092012', '102012', '112012', '122012', so this is through the next Fall term.
5. Baccalaureate Graduates include 6 full academic years plus these graduation dates = '072014', '082014', so this includes the next 2 months of July and August.
6. Counts of less than 10 are not shown due to FERPA.

Cohort Year selected = **2010** and Time Period Covered = AFTER THREE (3) YEARS (from AY2010 thru AY2012) for Two-Year Colleges

#	IT	College	FICE	Cohort	Transfers		Bacc.		Adv. Cert.		Assoc.		Tech. Cert.		Cert. Prof.		Graduates		Retained		Success	
					#	%	#	%	#	%	#	%	#	%	#	%	#	%	#	%	#	%
No students in the cohort																						
2-Year Colleges																						

NOTES: When a student received more than one award, only the highest award was counted.

TIME PERIOD CONSIDERATIONS:

1. CP Graduates are counted from these graduation dates = '092009', '102009', '112009', '122009', '012010', '022010', '032010', '042010', '052010', so this is essentially through the Spring
2. TC Graduates include 1 full academic year plus these graduation dates = '072010', '082010', '092010', '102010', '112010', '122010', so this is through the next Fall term.
3. Associate Graduates include 3 full academic years plus these graduation dates = '072012', '082012', so this includes the next 2 months of July and August.
4. AC Graduates include 4 full academic years plus these graduation dates = '072013', '082013', '092013', '102013', '112013', '122013', so this is through the next Fall term.
5. Baccalaureate Graduates include 6 full academic years plus these graduation dates = '072015', '082015', so this includes the next 2 months of July and August.
6. Counts of less than 10 are not shown due to FERPA.