

# **Arkansas Division of Higher Education**

## **Annual Report on Productivity of Recently Approved Programs**

**Academic Year  
2021-2022**



**Academic Affairs**

**December 2022**

**Arkansas Division of Higher Education**  
101 E. Capitol Ave., Suite 300 Little Rock, AR 72201

## ANNUAL REPORT ON PRODUCTIVITY OF RECENTLY APPROVED PROGRAMS

---

**Background:**

Arkansas Code §6-61-214 requires the Arkansas Higher Education Coordinating Board (AHECB) to establish standards for the academic programs offered by Arkansas colleges and universities and to create a **seven to ten year review** cycle for all existing academic programs. The existing academic program review policies (AHECB Policy 5.12) were adopted in 1995 and 1998.

### PROGRAM VIABILITY STANDARDS

GRADUATES REQUIRED OVER 3 YEAR PERIOD



- 01 - CERTIFICATES OF PROFICIENCY
- 02 - TECHNICAL CERTIFICATES
- 03 - ASSOCIATES DEGREES (AAS ONLY)

In April 2008, the AHECB directed ADHE staff in cooperation with the public colleges and universities to revise the existing program review process to ensure quality academic programs that support Arkansas’s economic development goals, and to identify and remove non-viable programs from state general revenue funding.

The goal for the review that follows is to identify certificate and degree programs not currently meeting productivity standards.

Because programs need time to develop and produce graduates, productivity for certificate and associate programs is measured **three years** after approval, while baccalaureate and graduate programs are measured **five years** after approval.



- 03 - ASSOCIATES DEGREES (AA, AS, AND AAT)

This agenda item summarizes degree productivity for:

GRADUATES REQUIRED OVER 5 YEAR PERIOD



- 05 – BACHELOR DEGREES

- Associate and Certificate programs approved between July 1, 2017 and June 30, 2018 (Academic Year 2018).

- Baccalaureate and Graduate programs approved between July 1, 2015 and June 30, 2016 (Academic Year 2016); and,



- 05 – BACHELOR DEGREES  
(IN SCIENCE, MATHEMATICS, ENGINEERING, FOREIGN LANGUAGES, MIDDLE SCHOOL EDUCATION, AND SECONDARY EDUCATION PROGRAMS FOR LICENSURE IN SCIENCE AND MATHEMATICS)
- 07 – MASTER’S DEGREES
- 08 – SPECIALIST DEGREES
- 19 – DOCTORAL: PROFESSIONAL PRACTICE

The new programs listed on the following pages will be required to meet the AHECB Viability Standards explained in figure 9.1.



- 17 – DOCTORAL: RESEARCH/SCHOLARSHIP

*Figure 9.1 This figure illustrates the viability standards for new programs set by the AHECB.*

**12851**

**NEW CERTIFICATES & ASSOCIATE DEGREES**  
(Approved in AY 2018)

**NEW BACHELOR, GRADUATE & PROFESSIONAL DEGREES**  
(Approved in AY 2016)

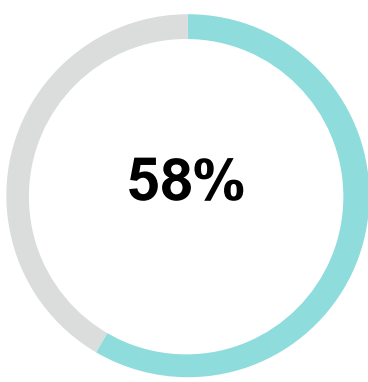
The following table and charts summarize the total number of new certificate and degree programs approved in Academic Year 2018 and Academic Year 2016, and the number of those programs on-track to meet viability standards.

*Figure 9.2: Number of New Programs Analyzed*

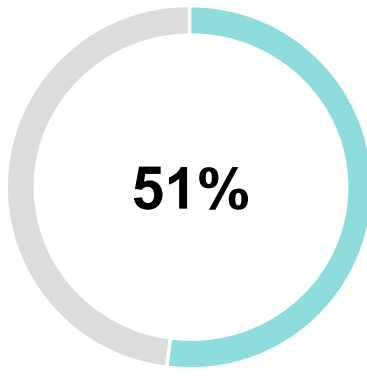
Active and On-Track Programs			
New Programs	Certificate and Associate Degrees	Bachelor's, Graduate, Professional Degrees	Total
Active Programs	128	51	179
Programs On-Track to Meet Standard	74	26	100
Percent On-Track	58%	51%	56%

*Table 9.1: Analysis of Overall Success of New Programs*

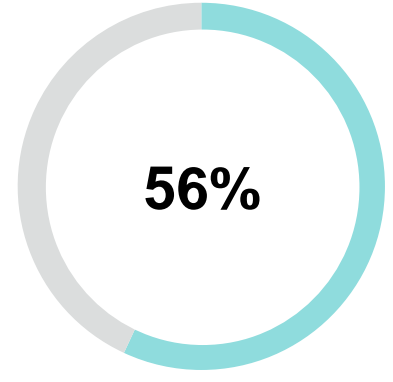
**PERCENTAGE ON TRACK TO MEET STANDARDS**



**CERTIFICATE AND ASSOCIATE**



**BACHELOR'S, GRADUATE, PROFESSIONAL**



**ALL RECENTLY APPROVED PROGRAMS**

*Figure 9.3: Program Viability by Degree Type*

**Degree Productivity for Programs Approved in Academic Year 2018  
Associate Degrees and Below**

Institution	Award	CIP Code	Program Name	Approval Date	Graduates 2019	Graduates 2020	Graduates 2021	Total	On Track?
ASUMS	CP	51.0904	Advanced Emergency Medical Technician	4/21/2017	0	3	19	22	Y
ASUN	CP	47.0604	Automotive Heating & Air Conditioning	10/27/2017	0	3	13	16	Y
UACCHT	CP	51.0909	Surgical Scrub Technician	7/28/2017	0	0	0	0	N
UACCM	CP	51.0904	Emergency Medical Technician (EMT) Basic	4/21/2017	0	0	34	34	Y
ASUJ	CP	50.1002	Museum Studies	1/26/2018	1	2	1	4	N
ASUJ	CP	52.0213	Professional Leadership	1/27/2017	0	0	1	1	N
ATU	CP	51.0805	Pharmacy Technician	10/27/2017	64	33	71	168	Y
ATU	CP	43.0399	Dispatcher Telecommunications	10/27/2017	2	3	7	12	Y
ATU	CP	11.0401	Mobile Applications	7/28/2017	6	9	9	24	Y
ATU	CP	52.0203	Logistics Management	7/28/2017	22	11	12	45	Y
ATU	CP	51.0714	Medical Billing	7/28/2017	22	11	18	51	Y
ATU	CP	51.0713	Medical Coding	7/28/2017	24	14	13	51	Y
ATU	CP	51.1009	Phlebotomy	7/28/2017	8	6	8	22	Y
HSU	CP	44.0701	Gerontology	7/28/2017	1	0	2	3	N
HSU	CP	27.0501	Statistics	7/28/2017	0	0	0	0	N
UAFS	CP	47.0105	Industrial Electronics & Electrical Maintenance	1/26/2018	35	59	15	109	Y
UAFS	CP	47.0101	Sustainable Energy Technologies	7/28/2017	1	1	0	2	N
ASUB	CP	47.0606	Power Sports Engines Technology	4/21/2017	19	8	5	32	Y
ASUMH	CP	11.0202	Programming/Mobile Development	1/27/2017	2	4	2	8	N
ASUMS	CP	51.0904	Advanced Emergency Medical Technician	4/21/2017	0	0	0	0	N
ASUN	CP	47.0604	Automotive Engine Performance	10/27/2017	2	20	7	29	Y
ASUN	CP	47.0604	Automotive Transmissions and Axles	10/27/2017	10	2	15	27	Y
ASUN	CP	47.0604	Automotive Heating & Air Conditioning	10/27/2017	7	0	0	7	N
ASUN	CP	47.0604	Automotive Mechanical Systems	10/27/2017	10	12	1	23	Y
ASUTR	CP	46.0000	Construction Technology	7/28/2017	6	3	6	15	Y

Institution	Award	CIP Code	Program Name	Approval Date	Graduates 2019	Graduates 2020	Graduates 2021	Total	On Track?
CCCUA	CP	52.0101	Business Management	1/27/2017	8	8	4	20	Y
CCCUA	CP	52.0302	Accounting	1/27/2017	28	15	13	56	Y
CCCUA	CP	52.0401	Administrative Assistant	1/27/2017	2	0	0	2	N
EACC	CP	51.0904	EMT-Basic	4/21/2017	17	20	19	56	Y
NPC	CP	47.0604	Automotive Service Technology	7/28/2017	0	4	7	11	Y
NWACC	CP	47.0201	HVAC Apprentice	1/26/2018	3	1	0	4	N
NWACC	CP	15.1001	Construction Technology	4/21/2017	9	12	16	37	Y
NWACC	CP	01.1101	Horticulture	10/27/2017	2	0	0	2	N
NWACC	CP	01.1100	Workforce Readiness Horticulture	10/27/2017	0	0	0	0	N
NWACC	CP	46.0599	Plumbing Apprentice	1/26/2018	0	0	0	0	N
NWACC	CP	51.0601	Dental Assistant	1/26/2018	33	8	16	57	Y
NWACC	CP	51.0904	Community Paramedicine	1/26/2018	0	0	5	5	N
NWACC	CP	12.0503	Beverage Arts	1/26/2018	0	0	0	0	N
NWACC	CP	12.0503	Artisanal Foods	1/26/2018	0	4	3	7	N
NWACC	CP	46.0302	Electrical Apprentice	1/26/2018	0	0	0	0	N
OZC	CP	47.0604	Electrical/Electronic Systems Troubleshooting	1/26/2018	0	6	0	6	N
OZC	CP	47.0604	Performance and Suspension Systems	1/26/2018	0	5	0	5	N
OZC	CP	47.0604	Basic Automotive Repair and Troubleshooting	1/26/2018	8	0	17	25	Y
OZC	CP	49.0102	Aviation - Instrument Rating	1/26/2018	4	4	6	14	Y
OZC	CP	47.0604	Transmissions and Brake Systems	1/26/2018	12	0	4	16	Y
SAUT	CP	51.0705	Medical Office Administration	4/21/2017	20	7	0	27	Y
SEAC	CP	51.0904	Emergency Medical Technician - Advanced	1/26/2018	0	0	4	4	N
UACCB	CP	01.1201	Soil Science	10/27/2017	11	8	10	29	Y
UACCB	CP	01.1101	Plant Science	10/27/2017	12	5	5	22	Y
UACCB	CP	01.0101	Animal Science	10/27/2017	11	8	4	23	Y
UACCB	CP	01.0901	Agriculture Business	10/27/2017	14	9	9	32	Y
UACCHT	CP	51.0909	Surgical Scrub Technician	7/28/2017	0	0	0	0	N
UACCM	CP	51.0904	Emergency Medical Technician (EMT) Basic	4/21/2017	8	4	0	12	Y
UACCM	CP	47.0303	Industrial Mechanics and Maintenance Technology	4/21/2017	17	11	16	44	Y
UACCM	CP	15.1102	Surveying Technology	1/25/2019	0	12	10	22	Y
UACCM	CP	48.0508	Welding	4/21/2017	25	11	18	54	Y

Institution	Award	CIP Code	Program Name	Approval Date	Graduates 2019	Graduates 2020	Graduates 2021	Total	On Track?
UAPTC	CP	47.0201	Heating, Ventilation, Air Conditioning, and Refrigeration	7/28/2017	11	10	13	34	Y
UAPTC	CP	15.1001	Construction Management	1/27/2017	0	2	3	5	N
UAPTC	CP	15.1202	Applied Electronics	7/28/2017	2	2	2	6	N
UAPTC	CP	22.0302	Paralegal Technology	1/27/2017	9	4	12	25	Y
UAPTC	CP	15.0613	Manufacturing Systems	1/27/2017	1	2	1	4	N
UAPTC	CP	47.0603	Auto Painting	1/27/2017	4	14	10	28	Y
UAPTC	CP	47.0603	Auto Body and Frame Alignment	1/27/2017	5	6	10	21	Y
UAPTC	CP	15.0613	Mechanical Systems	1/27/2017	0	0	0	0	N
UAPTC	CP	15.0613	Electrical Systems	1/27/2017	0	1	2	3	N
UAPTC	CP	48.0501	Machine Shop	7/28/2017	8	10	11	29	Y
UAPTC	CP	15.0613	Automated Processes	1/27/2017	0	1	0	1	N
UAPTC	CP	52.0204	Office Supervision Management	1/27/2017	6	4	11	21	Y
ATU	TC	51.0000	Health Professions	10/27/2017	80	121	167	368	Y
UAFS	TC	11.0803	Computer Graphic Technology	1/26/2018	34	30	10	74	Y
UAMS	TC	51.0904	Emergency Medical Technician	4/21/2017	1	0	0	1	N
ASUB	TC	43.0103	Public Safety	7/28/2017	0	0	0	0	N
ASUMH	TC	11.0202	Programming/Mobile Development	1/27/2017	2	4	3	9	Y
BRTC	TC	01.9999	Precision Agriculture	4/21/2017	0	0	0	0	N
CCCUA	TC	52.0101	Business Management	1/27/2017	7	7	5	19	Y
EACC	TC	51.0904	Paramedic	4/21/2017	2	4	8	14	Y
NWACC	TC	12.0510	Wine & Spirits	1/26/2018	0	0	0	0	N
NWACC	TC	15.1001	Construction Technology	4/21/2017	10	4	19	33	Y
NWACC	TC	01.1103	Horticulture (AFLS)	10/27/2017	0	0	0	0	N
NWACC	TC	13.1210	Early Child Education	1/26/2018	5	7	7	19	Y
NWACC	TC	50.1099	Media	1/26/2018	0	0	1	1	N
OZC	TC	47.0604	Automotive Repair and Troubleshooting	1/26/2018	7	0	2	9	Y
OZC	TC	47.0604	Automotive Performance and Suspension Systems	1/26/2018	0	3	0	3	N
OZC	TC	49.0102	Aviation - Private Pilot	1/26/2018	5	4	7	16	Y
SACC	TC	51.0904	Emergency Medical Technician - Paramedic	1/26/2018	23	16	28	67	Y
SAUT	TC	51.0705	Medical Office Administration-Medical Coding	4/21/2017	3	3	8	14	Y
SAUT	TC	51.0705	Medical Office Administration	4/21/2017	5	4	7	16	Y

Institution	Award	CIP Code	Program Name	Approval Date	Graduates 2019	Graduates 2020	Graduates 2021	Total	On Track?
UACCB	TC	10.0000	Agriculture Technology	10/27/2017	9	5	7	21	Y
UACCHT	TC	19.0709	Early Childhood Education	10/27/2017	5	13	4	22	Y
UACCM	TC	47.0303	Industrial Mechanics and Maintenance Technology	4/21/2017	11	12	10	33	Y
UACCM	TC	47.0603	Collision Repair Technology	4/21/2017	4	0	1	5	N
UACCM	TC	48.0508	Welding Technology	4/21/2017	12	15	15	42	Y
UACCRM	CGS	24.0102	General Studies	10/27/2017	2	5	91	98	Y
UAPTC	TC	15.1001	Construction Management	1/27/2017	0	2	2	4	N
UAPTC	TC	15.1202	Applied Electronics	7/28/2017	1	1	3	5	N
UAPTC	TC	22.0302	Paralegal Technology	1/27/2017	5	8	9	22	Y
UAPTC	TC	15.0613	Automated Manufacturing Systems Technology	1/27/2017	0	1	2	3	N
UAPTC	TC	52.0204	Office Supervision Management	1/27/2017	4	4	9	17	Y
ASUJ	AS	52.0302	Accounting	7/28/2017	1	3	0	4	N
ATU	AAS	11.1003	Cybersecurity	4/21/2017	4	6	9	19	Y
ATU	AAS	43.0103	Law Enforcement	7/28/2017	7	10	10	27	Y
ATU	AAS	11.0103	Computer Information Technology	7/28/2017	4	7	2	13	Y
SAUM	AA	24.0102	University Studies	1/26/2018	309	301	274	884	Y
UAFS	AAS	22.0302	Paralegal Studies	4/21/2017	8	8	4	20	Y
UAFS	AAS	11.0803	Computer Graphic Technology	1/26/2018	32	25	19	76	Y
UAM	AAS	03.0511	Forest Technology	4/21/2017	0	1	0	1	N
UAMS	AS	51.0904	Emergency Medical Science Technology - Paramedic	4/21/2017	1	0	0	1	N
UAMS	AS	51.0909	Surgical Technology	4/21/2017	13	9	0	22	Y
UAPB	AS	15.0612	Industrial Technology	7/28/2017	0	0	0	0	N
UAPB	AS	40.0501	Chemistry	7/28/2017	0	0	0	0	N
UAPB	AS	01.0308	Agriculture	7/1/2017	0	0	0	0	N
UAPB	AS	27.0199	Mathematics and Computer Science	7/28/2017	0	0	0	0	N
ASUMH	AAS	11.0202	Programming/Mobile Development	1/27/2017	2	3	4	9	Y
ASUN	AS	24.0102	Liberal Arts & Sciences	10/27/2017	1	0	0	1	N
ASUTR	AS	24.0102	Liberal Arts & Sciences	10/27/2017	0	0	0	0	N
CCCUA	ASLA	24.0101	Liberal Arts and Sciences	4/21/2017	0	0	0	0	N
EACC	AAS	51.0904	Paramedic	4/21/2017	3	4	1	8	N
EACC	AS	24.0101	Liberal Arts & Sciences	10/27/2017	0	2	1	3	N
NPC	AAS	47.0604	Automotive Service Technology	7/28/2017	0	2	5	7	N

Institution	Award	CIP Code	Program Name	Approval Date	Graduates 2019	Graduates 2020	Graduates 2021	Total	On Track?
NPC	AAS	51.1004	Medical Laboratory Technology	1/27/2017	8	9	12	29	Y
NWACC	AAS	51.3801	Nursing	1/26/2018	75	67	77	219	Y
NWACC	AAS	12.0503	Food Studies	1/26/2018	26	30	20	76	Y
OZC	AAS	51.0000	Health Professions	7/28/2017	41	99	69	209	Y
OZC	AS	11.0401	Information Science Technology	1/26/2018	2	6	6	14	Y
UACCB	AS	01.0000	Agriculture Technology	10/27/2017	7	2	2	11	Y
UACCM	AAS	47.0603	Collision Repair and Refinishing Technology	4/21/2017	3	1	0	4	N
UACCM	AAS	48.0508	Welding	4/21/2017	6	9	15	30	Y
UAPTC	AAS	15.0613	Automated Manufacturing Systems Technology	1/27/2017	1	1	2	4	N

Table 9.2: New Program Viability Detail – Associates and Below



**Degree Productivity for Programs Approved in Academic Year 2016  
Bachelor Degrees and Above**

Institution	Award	CIP Code	Program Name	Approval Date	Graduates 2017	Graduates 2018	Graduates 2019	Graduates 2020	Graduates 2021	Total	On Track?
ASUJ	BSE	13.1099	Special Education K-12	7/31/2015	4	4	7	4	3	22	Y
ATU	BA	45.0799	Cultural and Geospatial Studies	5/1/2015	7	5	7	12	4	35	Y
HSU	BA	09.0702	Innovative Media	1/30/2015	0	0	2	4	7	13	N
HSU	BS	51.2299	Health and Human Performance	4/22/2016	0	4	15	24	17	60	Y
SAUM	BFA	50.9999	Performing Arts	1/30/2015	5	8	9	13	10	45	Y
UAF	BS	31.0101	Recreation & Sport Management	7/31/2015	72	64	64	101	77	378	Y
UAFS	BSW	44.0701	Social Work	5/1/2015	0	12	14	17	19	62	Y
UALR	BA	11.0801	Web Design & Development	5/1/2015	0	2	17	9	11	39	Y
UALR	BBA	52.1301	Business Analytics	10/31/2014	1	2	7	10	6	26	Y
UALR	BS	51.0000	Health Education/Promotion	1/29/2016	1	24	34	22	33	114	Y
UALR	BS	51.0000	K-12 Health and Physical Education	1/29/2016	0	1	2	1	2	6	N
UAM	BS	15.1102	Land Surveying	1/30/2015	1	0	5	4	4	14	N
UCA	BA	45.0401	Criminology	5/1/2015	5	12	15	10	19	61	Y
UCA	BS	45.0401	Criminology	5/1/2015	8	16	12	21	27	84	Y
UCA	BS	11.0199	Information Systems	7/31/2015	2	6	8	12	9	37	Y
ASUJ	GC	13.1012	Dyslexia Therapy	5/1/2015	0	0	0	0	2	2	N
HSU	GC	13.1012	Dyslexia Therapy	5/1/2015	8	2	0	4	3	17	Y
SAUM	GC	13.1001	Special Education K-12	7/31/2015	0	0	0	1	1	2	N
SAUM	GC	52.0203	Supply Chain Management	5/1/2015	0	0	0	0	2	2	N
SAUM	GC	13.1012	Dyslexia Therapy K-12	5/1/2015	0	0	0	0	0	0	N
SAUM	GC	13.1299	Education	5/1/2015	1	0	0	3	0	4	N
SAUM	GC	13.0401	Curriculum/Program Administrator	1/30/2015	2	4	1	0	2	9	N
SAUM	GC	13.0401	Building Level Leadership	1/30/2015	0	8	7	4	2	21	Y
SAUM	GC	13.0401	District Level Leadership	1/30/2015	1	3	0	2	2	8	N
SAUM	GC	13.1101	School Counseling	1/30/2015	3	1	1	2	5	12	N
SAUM	GC	13.1004	Gifted & Talented Education K-12	5/1/2015	0	0	0	0	0	0	N
UAF	GC	22.0101	Business Law	5/1/2015	3	7	8	5	0	23	Y
UAF	GC	05.0201	African & African American Studies	5/1/2015	1	0	0	3	2	6	N
UALR	GC	13.1001	Special Education K-12	7/31/2015	0	0	1	1	0	2	N

Institution	Award	CIP Code	Program Name	Approval Date	Graduates 2017	Graduates 2018	Graduates 2019	Graduates 2020	Graduates 2021	Total	On Track?
UALR	GC	23.1303	Online Writing Instruction	10/30/2015	4	3	7	9	7	30	Y
UALR	GC	13.0501	Learning Systems Technology	10/28/2016	0	0	3	0	0	3	N
UALR	GC	13.1315	Literacy, Language and Culture	10/30/2015	0	0	0	0	0	0	N
UALR	GC	13.1012	Dyslexia Therapist	5/1/2015	10	13	11	13	5	52	Y
UALR	GC	52.0201	Business	10/30/2015	0	2	1	5	1	9	N
UALR	GC	52.0201	Human Resources and Organizational Psychology	7/31/2015	0	6	3	5	2	16	Y
UAM	GC	13.0401	District Level Administrator	5/1/2015	0	0	0	0	0	0	N
UAMS	GC	51.9999	Health Sciences Innovation and Entrepreneurship	7/31/2015	0	0	0	0	4	4	N
UCA	GC	16.0905	Spanish	7/31/2015	0	0	0	0	0	0	N
UCA	GC	13.1001	Special Education K-12	10/30/2015	1	3	1	4	3	12	N
ASUJ	MS	42.0101	Psychological Science	5/1/2015	0	3	0	4	5	12	Y
ASUJ	MSE	13.1099	Special Education K-12	7/31/2015	64	135	156	78	90	523	Y
ATU	MEd	13.1001	Special Education K-12	1/29/2016	3	8	13	18	10	52	Y
SAUM	MEd	13.0101	Higher, Adult, & Lifelong Education	5/1/2015	5	9	7	7	10	38	Y
SAUM	MEd	13.1300	Special Education K-12	5/1/2015	0	0	0	0	0	0	N
SAUM	MEd	13.1300	Gifted & Talented Education K-12	5/1/2015	0	0	0	0	0	0	N
SAUM	MEd	13.0101	Education	10/30/2015	1	4	11	8	8	32	Y
UAF	MS	45.0701	Geography	5/1/2015	4	7	4	5	5	25	Y
UAFS	MS	51.0701	Healthcare Administration	10/31/2014	3	2	5	9	16	35	Y
UALR	MS	51.0000	Health Education/Promotion	1/29/2016	1	1	0	2	1	5	N
UALR	MS	51.0000	Sport Management	1/29/2016	5	4	10	3	12	34	Y
UALR	MS	51.0000	Exercise Science	1/29/2016	0	0	0	7	0	7	N

Table 9.3: New Program Viability Detail – Bachelor’s and Above